

Wire-to-Board
Board-to-Board
Wire-to-Wire
IIC Connectors

CJTconn

CHANGJIANG CONNECTORS

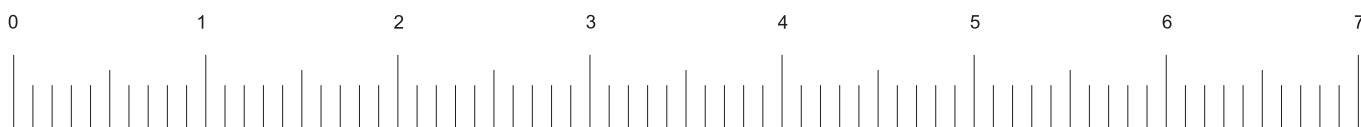
長江連接器





相信美好的事情从这一刻开始！！
Believe that good things start from this moment !

致力于提供专业的连接器解决方案
Commit to providing professional connector solutions



Company — — profile



CJT Connectors is a professional international leading manufacture with 20 years experience .

Main products is wire to board connectors, wire to wire connectors , wire harness and connector tooling/model development manufacturer. And It can with Europe, the United States, Japan, Korea and other international brand compatible connector.

CJT Connectors coverage through a global network, strong support for customers in the manufacturing aspects of product development, and improve customer's products in the market's competitiveness in global markets. The pitch from 0.5mm to 21.20mm. Current peaked at 50A Voltage up to 3KV which meet full rang requirement for customer .

CJT Connectors on to Consumer electronics, household appliances, Electronic electrical, Automotive electronics, rail transit, unmanned plane, Smart wear, Industrial robot automation, Communication power supply, Communications equipment, Computer equipment, computer peripherals, smartphone, radio systems, Medical equipment, modern office equipment, Electric toy, Security equipment, medical equipment, home appliances, modern office equipment, communications equipment, electrical toys, membrane switches, touch screen, LED display / lighting, Sports fitness equipment, and so on . In the global market has a very high rating and good reputation. Emerson, Jabil, GE, Honeywell, Gilbarco, Huawei, BYD, Haier, Gree, Media, DJI, Huntkey, and so on are choose CJT as qualified suppliers.

CJT Connectors development from product design to high-speed precision stamping punch and precision plastic injection molding, automated assembly. It's have introduced one-stop production and strive to provide customers with high quality, favorable prices of products. Products through UL, In line with the Canadian CSA, such as the German TUV safety certification standards and the EU RoHS certification and passed ISO9001 quality system certification.

CJT Connectors products are exported to global industrial countries and regions and obtained a good reputation and customer recognition!

Factory pictures



Testing — — Equipment



■ Insertion Force Test Instrument



■ Resistance Tester



■ Humidistat Tester



■ Environmental Protection Tester



■ Thermostat Drying Box



■ Insulation Resistance Tester

Our — — Client

■ **Quality Policy** : Innovation,Kaizen,Quality focus,customer satisfaction.

■ **Environmental policy** : Comply with environmental regulations,Committed to pollution prevention,Reasonable use of resources.

Manufacturing green products,Promote environmental awareness,Continue to improve the environment

■ **Business philosophy** : complete,High quality,Quick Response,Win-win

Product — — Application

Product categories:

A: BOARD TO WIRE CONNECTORS

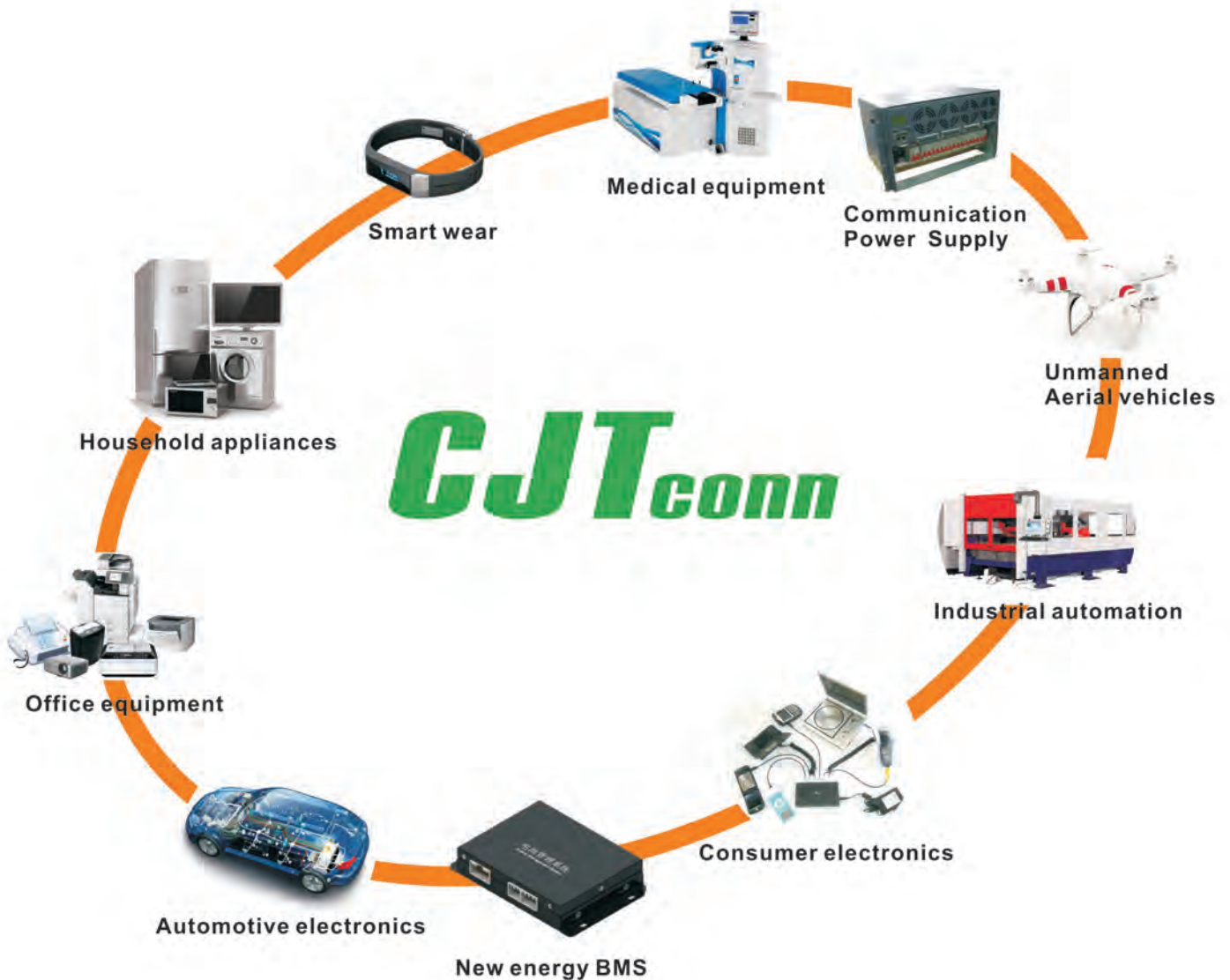
B: P.C. BOARD-IN CONNECTORS

C: WIRE TO WIRE CONNECTORS

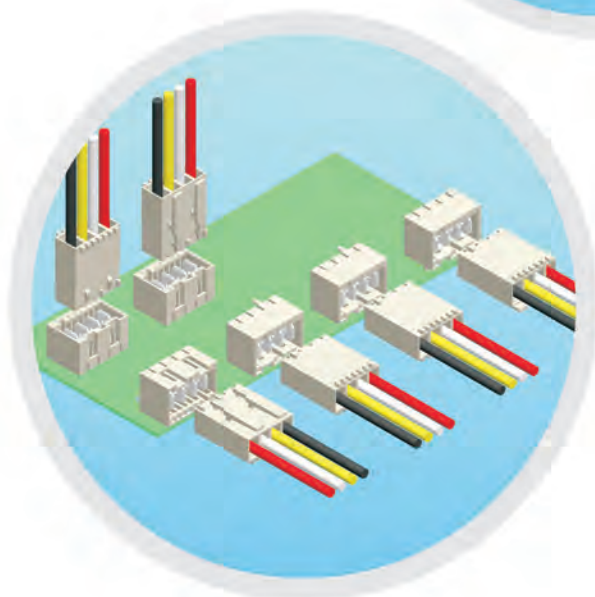



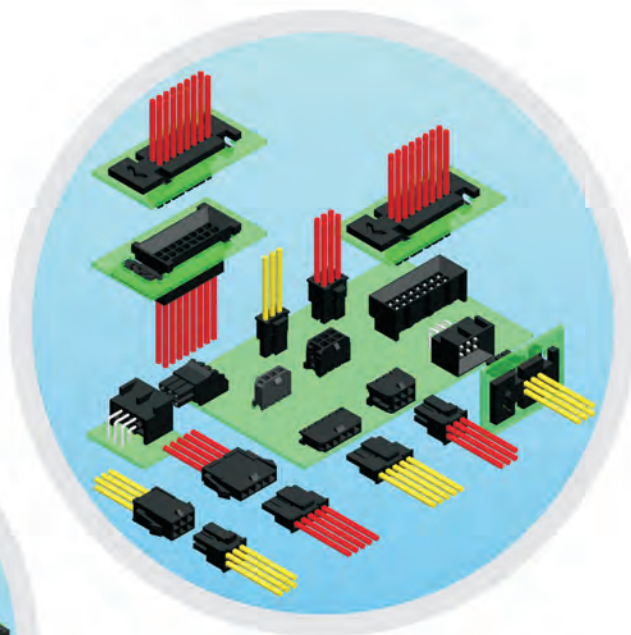
D: IDC CONNECTORS

WIRE HARNESS

CABLE HARNESS



Product



Series	Description	Page
A. Wire to Board Crimp Style Connectors		
A0501 Series	0.50mm(.020") Pitch Connectors	A-1
A0801 Series	0.80mm(.031") Pitch Connectors	A-4
A1001 Series	1.00mm(.039") Pitch Connectors	A-7
A1002 Series	1.00mm(.039") Pitch Connectors	A-10
A1004 Series	1.00mm(.039") Pitch Connectors	A-24
A1006 Series	1.00mm(.039") Pitch Connectors	A-27
A1007 Series	1.00mm(.039") Pitch Connectors	A-31
A1008 Series	1.00mm(.039") Pitch Connectors	A-33
A1201 Series	1.20mm(.047") Pitch Connectors	A-36
A1251 Series	1.25mm(.049") Pitch Connectors	A-44
A1252 Series	1.25mm(.049") Pitch Connectors	A-50
A1253 Series	1.25mm(.049") Pitch Connectors	A-57
A1254 Series	1.25mm(.049") Pitch Connectors	A-60
A1255 Series	1.25mm(.049") Pitch Connectors	A-63
A1256 Series	1.25mm(.049") Pitch Connectors	A-69
A1257 Series	1.25mm(.049") Pitch Connectors	A-74
A1258 Series	1.25mm(.049") Pitch Connectors	A-78
A1259 Series	1.25mm(.049") Pitch Connectors	A-80
A1271 Series	1.27mm(.050") Pitch Connectors	A-83
A1275 Series	1.27mm(.050") Pitch Connectors	A-86
A1276 Series	1.27mm(.050") Pitch Connectors	A-95
A1501 Series	1.50mm(.059") Pitch Connectors	A-125
A1502 Series	1.50mm(.049") Pitch Connectors	A-135
A1801 Series	1.80mm(.071") Pitch Connectors	A-142
A2001 Series	2.00mm(.079") Pitch Connectors	A-146
A2002 Series	2.00mm(.079") Pitch Connectors	A-152
A2004 Series	2.00mm(.079") Pitch Connectors	A-155
A2005 Series	2.00mm(.079") Pitch Connectors	A-158
A2006 Series	2.00mm(.079") Pitch Connectors	A-223
A2007 Series	2.00mm(.079") Pitch Connectors	A-234
A2008 Series	2.00mm(.079") Pitch Connectors	A-240
A2010 Series	2.00mm(.079") Pitch Connectors	A-251
A2011 Series	2.00mm(.079") Pitch Connectors	A-258
A2012 Series	2.00mm(.079") Pitch Connectors	A-266
A2361 Series	10.00mm(3.94") Pitch Connectors	A-277
A2501 Series	2.50mm(.098") Pitch Connectors	A-279
A2502 Series	2.50mm(.098") Pitch Connectors	A-290
A2503 Series	2.50mm(.098") Pitch Connectors	A-298
A2504 Series	2.50mm(.098") Pitch Connectors	A-303
A2505 Series	2.50mm(.098") Pitch Connectors	A-306
A2506 Series	2.50mm(.098") Pitch Connectors	A-310
A2507 Series	2.50mm(.098") Pitch Connectors	A-314
A2508 Series	2.50mm(.098") Pitch Connectors	A-319
A2509 Series	2.50mm(.098") Pitch Connectors	A-331

Series	Description	Page
A2510 Series	2.54mm(.100") Pitch Connectors	A-334
A2511 Series	2.50mm(.098") Pitch Connectors	A-338
A2512 Series	2.50mm(.098") Pitch Connectors	A-341
A2541 Series	2.54mm(.100") Pitch Connectors	A-353
A2543 Series	2.54mm(.100") Pitch Connectors	A-399
A2544 Series	2.50mm(.098") Pitch Connectors	A-407
A2547 Series	2.54mm(.100") Pitch Connectors	A-411
A2549 Series	2.54mm(.100") Pitch Connectors	A-458
A2550 Series	2.54mm(.100") Pitch Connectors	A-478
A3501 Series	3.50mm(.138") Pitch Connectors	A-516
A3502 Series	3.50mm(.138") Pitch Connectors	A-522
A3961 Series	3.96mm(.156") Pitch Connectors	A-526
A3963 Series	3.96mm(.156") Pitch Connectors	A-539
A3964 Series	3.96mm(.156") Pitch Connectors	A-556
A3965 Series	3.96mm(.156") Pitch Connectors	A-560
A4001 Series	4.00mm(.157") Pitch Connectors	A-566
A5001 Series	5.00mm(.197") Pitch Connectors	A-578
A5081 Series	5.08mm(.200") Pitch Connectors	A-582
A5082 Series	5.08mm(.200") Pitch Connectors	A-588
A7501 Series	7.50-5.00mm(.295"~.197") Pitch Connectors	A-590
A7921 Series	7.92mm(.312") Pitch Connectors	A-600
A2361 Series	10.00mm(3.94") Pitch Connectors	A-277
C2504 Series	2.50mm(.098") Pitch Connectors	C-58
C3030 Series	3.00mm(.118") Pitch Connectors	C-72
C3962 Series	3.96mm(.156") Pitch Connectors	C-104
C4140 Series	4.14mm(.163") Pitch Connectors	C-113
C4201 Series	4.20mm(.165") Pitch Connectors	C-131
C5081 Series	5.08mm(.200") Pitch Connectors	C-189
C6201 Series	6.20mm(.244") Pitch Connectors	C-197
C6351 Series	6.35mm(.250") Pitch Connectors	C-211
B. Board to Board & Board - in Crimp Style Connectors		
B1000 Series	1.00mm(.039") Pitch Connectors	B-1
B1251 Series	1.25mm(.049") Pitch Connectors	B-6
B1501 Series	1.50mm(.059") Pitch Connectors	B-8
B1502 Series	1.50mm(.059") Pitch Connectors	B-10
B1801 Series	1.80mm(.033") Pitch Connectors	B-12
B1804 Series	1.80mm(.033") Pitch Connectors	B-12
B2011 Series	2.00mm(.079") Pitch Connectors	B-13
B2012 Series	2.00mm(.079") Pitch Connectors	B-16
B2512 Series	2.50mm(.098") Pitch Connectors	B-18
B2513 Series	2.50mm(.098") Pitch Connectors	B-21
B2515 Series	2.50mm(.098") Pitch Connectors	B-23
B2541 Series	2.54mm(.100") Pitch Connectors	B-25
B3951 Series	3.96mm(.156") Pitch Connectors	B-28
B3952 Series	3.96mm(.156") Pitch Connectors	B-30

Series	Description	Page
B3961 Series	3.96mm(.156") Pitch Connectors	B-34
B3962 Series	3.96mm(.156") Pitch Connectors	B-37
C. Wire to Wire Crimp Style Connectors		
C1301 Series	4.50mm(.177") Pitch Connectors	C-1
C1581 Series	3.68mm(.145") Pitch Connectors	C-12
C1801 Series	6.20~8.90mm(.244"~.350") Pitch Connectors	C-21
C1802 Series	6.00mm(.236") Pitch Connectors	C-32
C2003 Series	2.00mm(.079") Pitch Connectors	C-36
C2020 Series	6.20mm(.244") Pitch Connectors	C-42
C2363 Series	6.70mm(.264") Pitch Connectors	C-48
C2501 Series	2.50mm(.098") Pitch Connectors	C-55
C2504 Series	2.50mm(.098") Pitch Connectors	C-58
C2521 Series	2.50mm(.098") Pitch Connectors	C-63
C3030 Series	3.00mm(.118") Pitch Connectors	C-72
C3961 Series	3.96mm(.156") Pitch Connectors	C-100
C3962 Series	3.96mm(.156") Pitch Connectors	C-104
C3963 Series	3.96mm(.156") Pitch Connectors	C-109
C4140 Series	4.14mm(.163") Pitch Connectors	C-113
C4201 Series	4.20mm(.165") Pitch Connectors	C-131
C4501 Series	4.50mm(.177") Pitch Connectors	C-173
C5030 Series	5.03mm(.198") Pitch Connectors	C-180
C5081 Series	5.08mm(.200") Pitch Connectors	C-189
C6201 Series	6.20mm(.244") Pitch Connectors	C-197
C6351 Series	6.35mm(.250") Pitch Connectors	C-211
C7110 Series	7.11mm(.280") Pitch Connectors	C-237
C8381 Series	8.38mm(.330") Pitch Connectors	C-239
A1251 Series	1.25mm(.049") Pitch Connectors	A-44
A1255 Series	1.25mm(.049") Pitch Connectors	A-63
A2001 Series	2.00mm(.079") Pitch Connectors	A-146
A2008 Series	2.00mm(.079") Pitch Connectors	A-240
A2011 Series	2.00mm(.079") Pitch Connectors	A-258
A2501 Series	2.50mm(.098") Pitch Connectors	A-279
A2507 Series	2.50mm(.098") Pitch Connectors	A-314
A2509 Series	2.50mm(.098") Pitch Connectors	A-331
A2512 Series	2.50mm(.098") Pitch Connectors	A-341
A2547 Series	2.54mm(.100") Pitch Connectors	A-411
A2549 Series	2.54mm(.100") Pitch Connectors	A-458
A2550 Series	2.54mm(.100") Pitch Connectors	A-478
A3963 Series	3.96mm(.156") Pitch Connectors	A-539
A3965 Series	3.96mm(.156") Pitch Connectors	A-560
D. Insulation - Displacement Connectors		
D0601 Series	0.60mm(.024") Pitch Connectors	D-1
D0801 Series	0.80mm(.031") Pitch Connectors	D-3
D1272 Series	2.54mm(.100") Pitch Connectors	D-6
D1275 Series	3.96mm(.156") Pitch Connectors	D-10

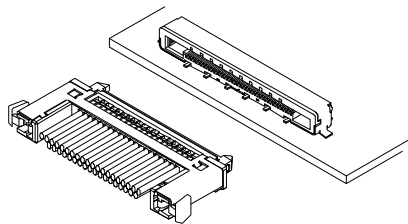
Series	Description	Page
D2541 Series	2.54mm(.100") Pitch Connectors	D-17
D3961 Series	3.96mm(.156") Pitch Connectors	D-27

Wire to Board Crimp Style Connectors

A0501 Series - [0.50mm Pitch]

[FI-RE]

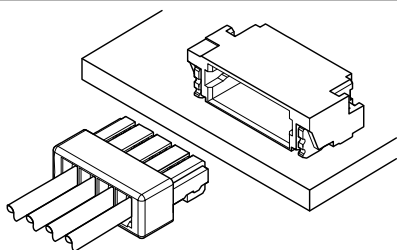
Page:A-1~A-3



A0801 Series - [0.50mm Pitch]

[SUH]


Page:A-4~A-6



A1001 Series - [1.00mm Pitch]

[FI-X,FI-E]

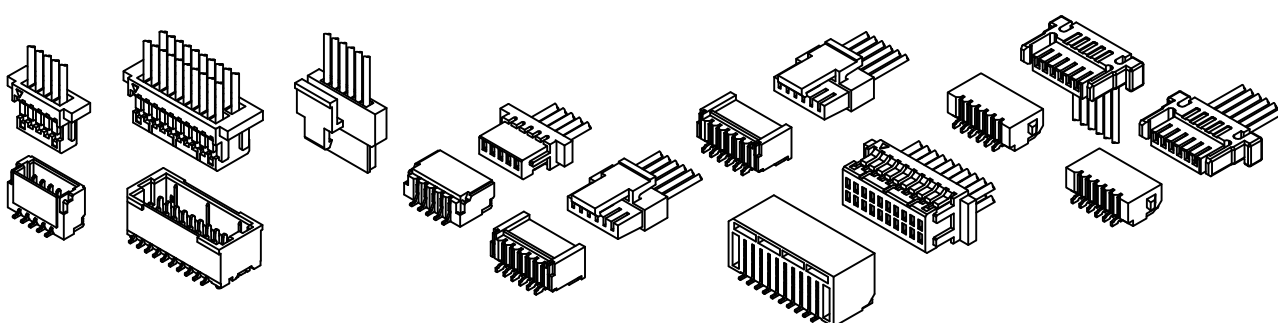
Page:A-7~A-9



A1002 Series - [1.00mm Pitch]

[SH,SHD,C114]

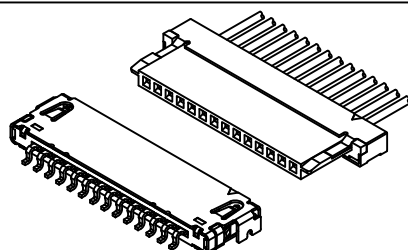
Page:A-10~A-23



A1004 Series - [1.00mm Pitch]

[DF19]

Page:A-24~A-26

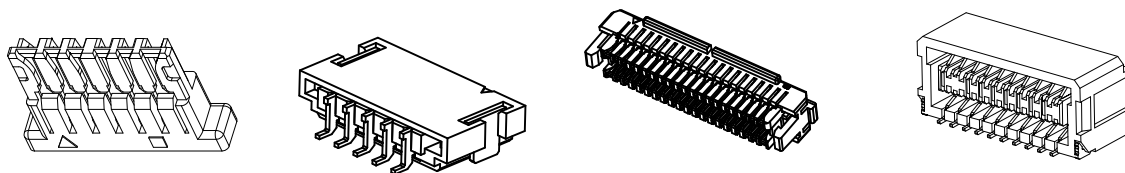


Wire to Board Crimp Style Connectors

A1006 Series - [1.00mm Pitch]

[SHL,SHLD]

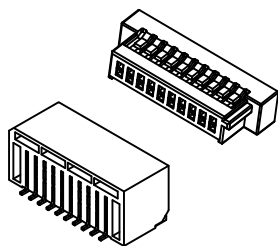
Page:A-27~A-30



A1007 Series - [1.00mm Pitch]

[88142,88242,88252]

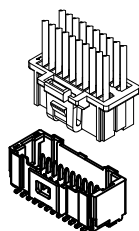
Page:A-31~A-32



A1008 Series - [1.00mm Pitch]

[501330,501190]

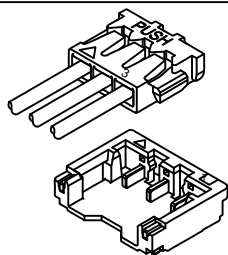
Page:A-33~A-35



A1201 Series - [1.20mm Pitch]

[ACH,ACHL,DF57,
CPL61,78171,78172]

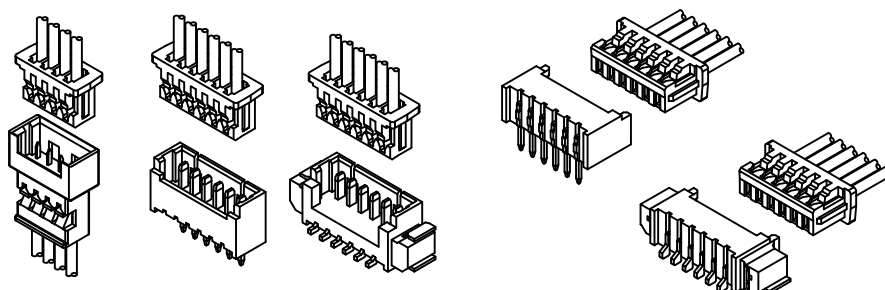
Page:A-36~A-43



A1251 Series - [1.25mm Pitch]

[51021,51047,53047,53048,53398,53261,1734260,
1734261,1734598,1734829,10114828~10114831]

Page:A-44~A-49

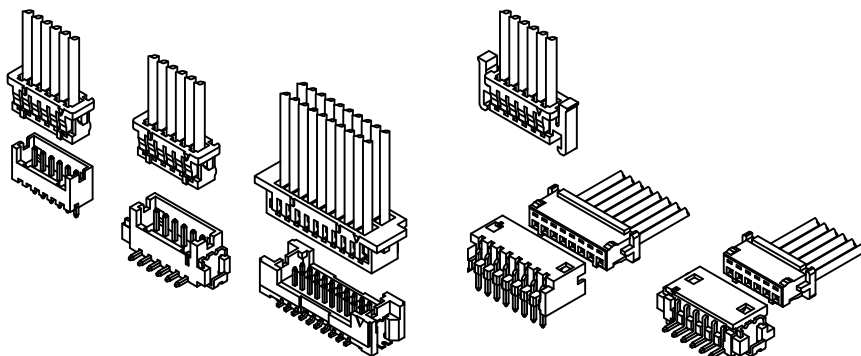


Wire to Board Crimp Style Connectors

A1252 Series - [1.25mm Pitch]

[DF13]

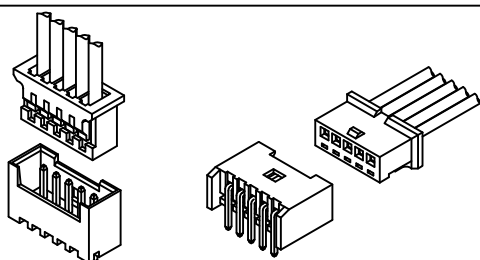
Page:A-50~A-56



A1253 Series - [1.25mm Pitch]

[IL-Z]

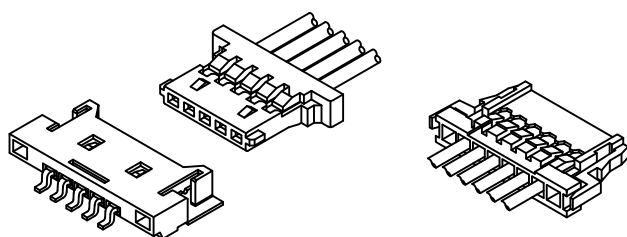
Page:A-57~A-59



A1254 Series - [1.25mm Pitch]

[51146,53780,53779,104085]

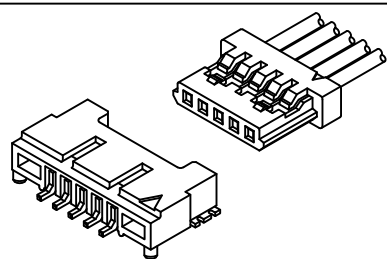
Page:A-60~A-62



A1255 Series - [1.25mm Pitch]

[DF14]

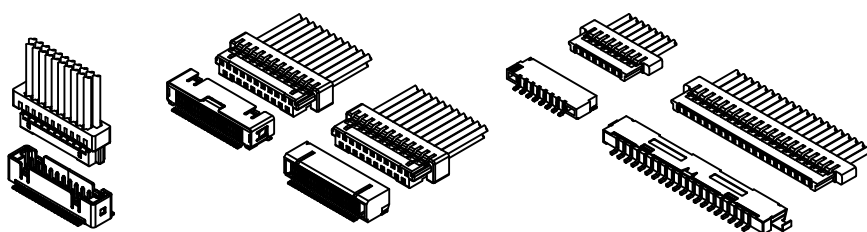
Page:A-63~A-68



A1256 Series - [1.25mm Pitch]

[FI-S]

Page:A-69~A-73

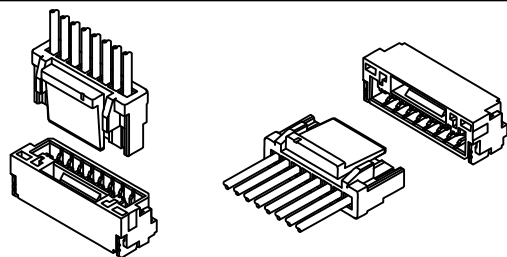


Wire to Board Crimp Style Connectors

A1257 Series - [1.25mm Pitch]

[GH,KN30]

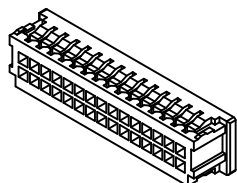
Page:A-74~A-77



A1258 Series - [1.25mm Pitch]

[50516,51127]

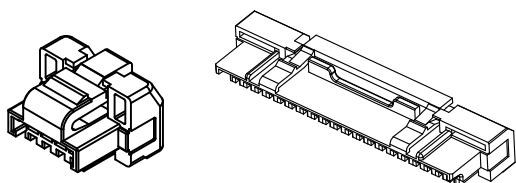
Page:A-78~A-79



A1259 Series - [1.25mm Pitch]

[104092,502380]

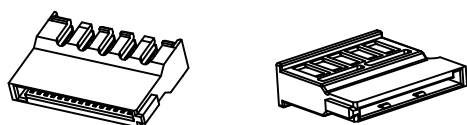
Page:A-80~A-82



A1271 Series - [1.27mm Pitch]

[67582,67926]

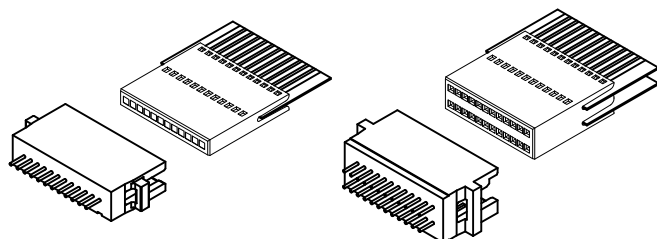
Page:A-83~A-85



A1275 Series - [1.27mm Pitch]

[487544,487545,487937,487938,104068,104069,104071,
104074,104666,104477,104549,104178,104186,103916,
104118,147377,M0F,M0J,M0JR,M4F,M4J]

Page:A-86~A-94

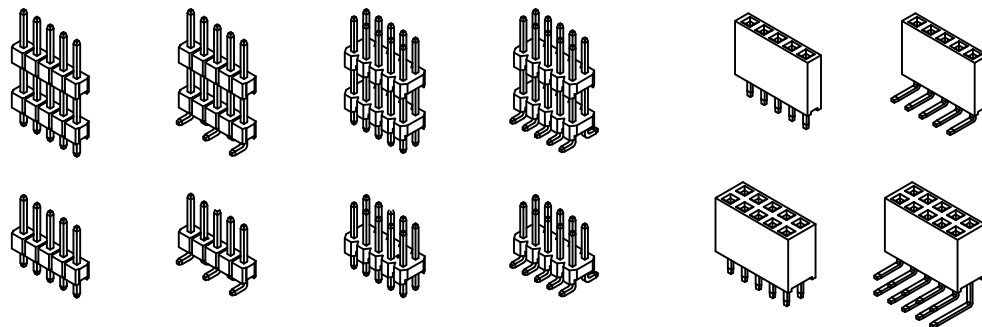


Wire to Board Crimp Style Connectors

A1276 Series - [1.27mm Pitch]

[Pin Header, Box Header]

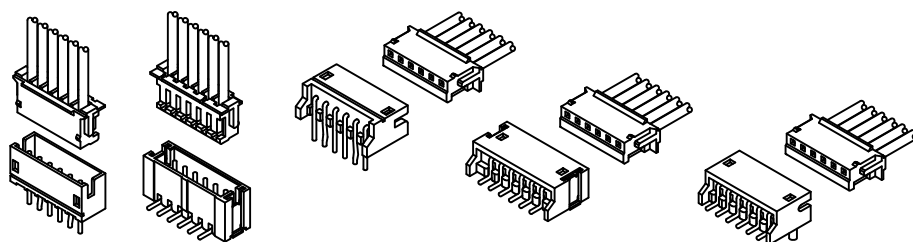
Page:A-95~A-124



A1501 Series - [1.50mm Pitch]

[ZH,502578,502584,502585]

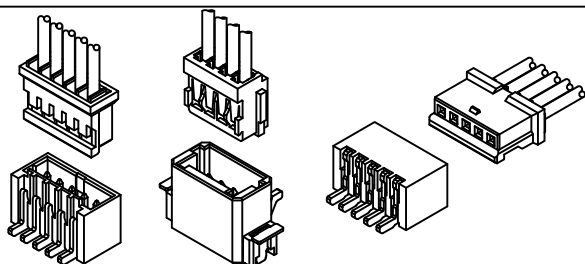
Page:A-125~A-134



A1502 Series - [1.50mm Pitch]

[87437,8,9,1775441,2,3,4,353908,2106091]

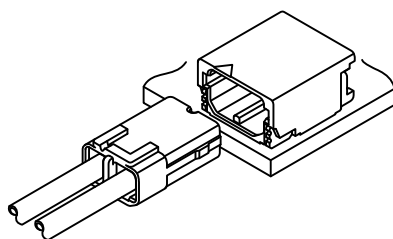
Page:A-135~A-141



A1801 Series - [1.80mm Pitch]

[SHF,SFK]

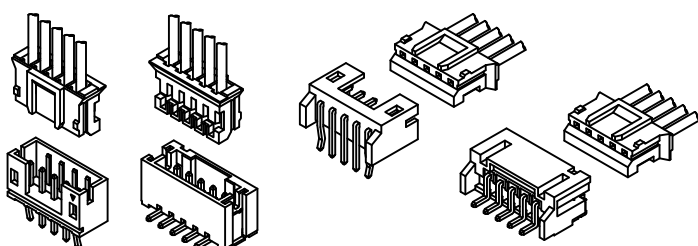
Page:A-142~A-145



A2001 Series - [2.00mm Pitch]

[PH,87369,48107,48148,89400,89401,440055,1735446,1775469,1775470]

Page:A-146~A-151

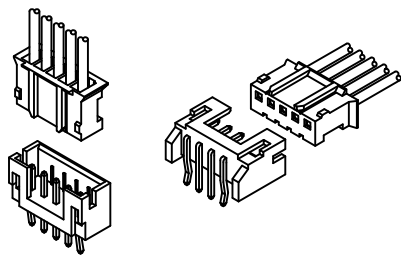


Wire to Board Crimp Style Connectors

A2002 Series - [2.00mm Pitch]

[IL-S]

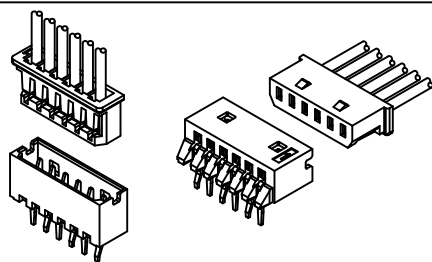
Page:A-152~A-154



A2004 Series - [2.00mm Pitch]

[51004,53014,53015]

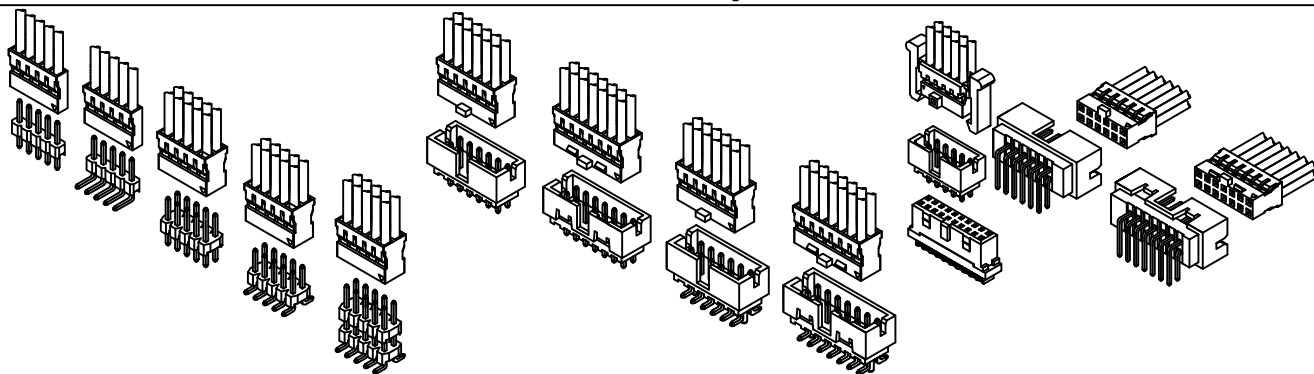
Page:A-155~A-157



A2005 Series - [2.00mm Pitch]

[51110,87760,87831,2,3,
87331,2,3,A3,A4]

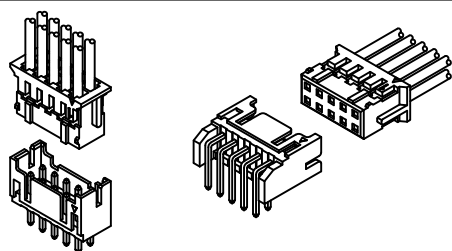
Page:A-158~A-222



A2006 Series - [2.00mm Pitch]

[PHD,1470108,1470109,
2834191,2,3]

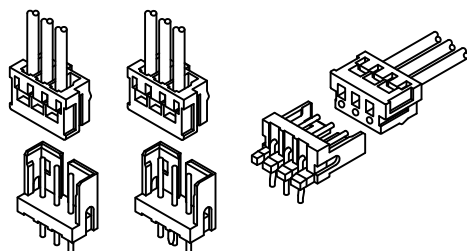
Page:A-223~A-233



A2007 Series - [2.00mm Pitch]

[292161,292250,292251,292253,175778,8283,
292173,292132,3,4,292131,292164,292165,176394]

Page:A-234~A-239

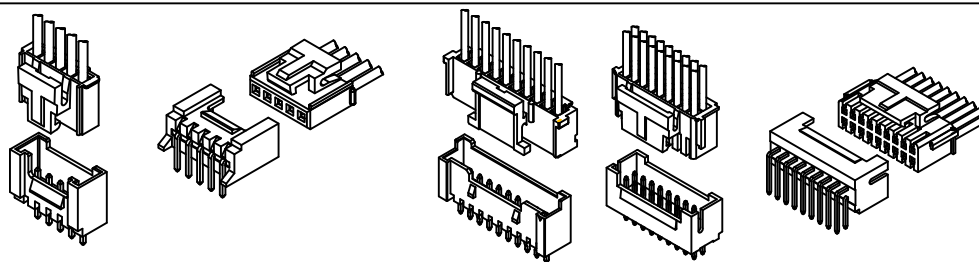


Wire to Board Crimp Style Connectors

A2008 Series - [2.00mm Pitch]

[SMH200,SMW200,SMAW200]

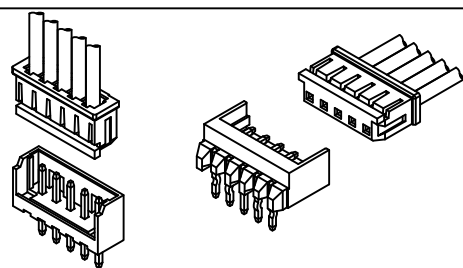
Page:A-240~A-250



A2010 Series - [2.00mm Pitch]

[51065,53253,53254,51090]

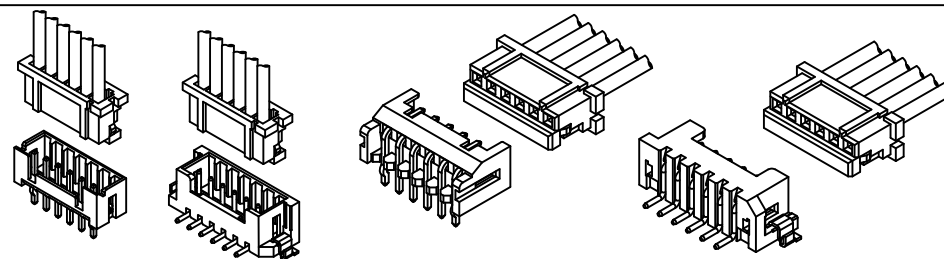
Page:A-251~A-257



A2011 Series - [2.00mm Pitch]

[DF3]

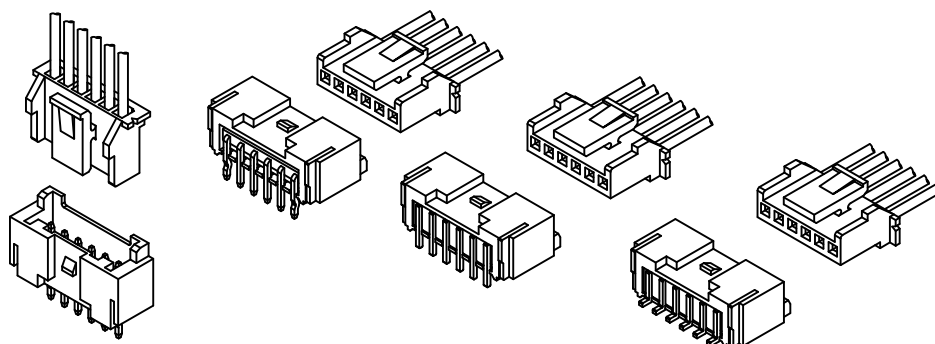
Page:A-258~A-265



A2012 Series - [2.00mm Pitch]

[PA,PAD]

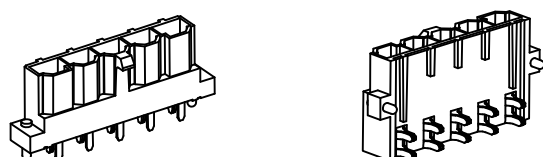
Page:A-266~A-276



A2361 Series - [10.00mm Pitch]

[42819,42820]

Page:A-277~A-278

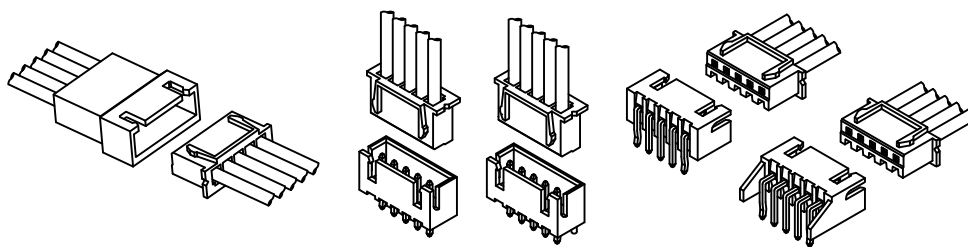


Wire to Board Crimp Style Connectors

A2501 Series - [2.50mm Pitch]

[XH]

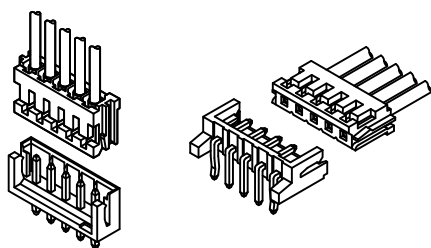
Page:A-279~A-289



A2502 Series - [2.50mm Pitch]

[EH]

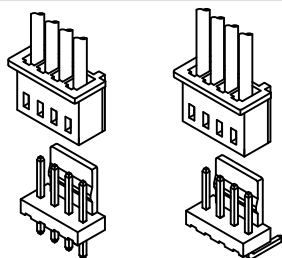
Page:A-290~A-297



A2503 Series - [2.50mm Pitch]

[Dupont 2.5]

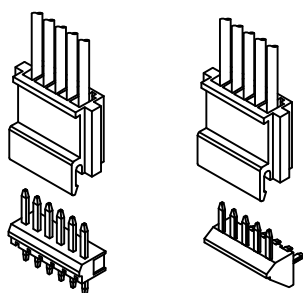
Page:A-298~A-302



A2504 Series - [2.50mm Pitch]

[NH]

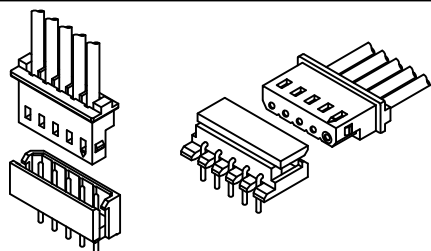
Page:A-303~A-305



A2505 Series - [2.50mm Pitch]

[5264,5267,5268]

Page:A-306~A-309

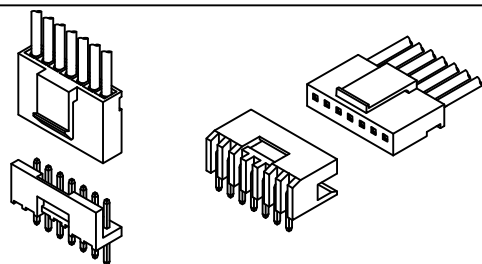


Wire to Board Crimp Style Connectors

A2506 Series - [2.50mm Pitch]

[JS,RC]

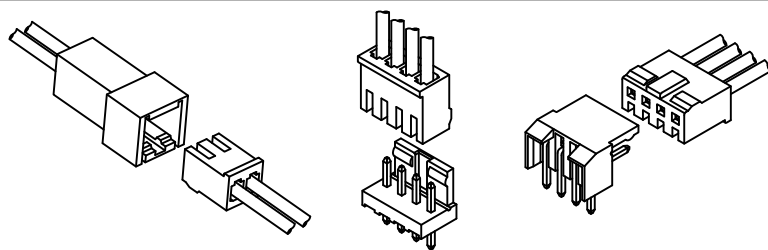
Page:A-310~A-313



A2507 Series - [2.50mm Pitch]

[IL-G]

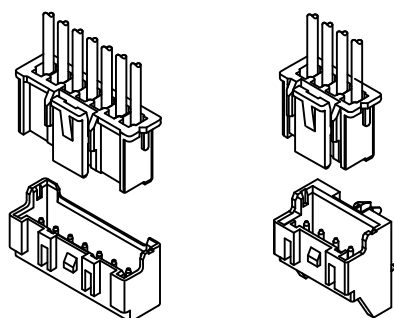
Page:A-314~A-318



A2508 Series - [2.50mm Pitch]

[XA]

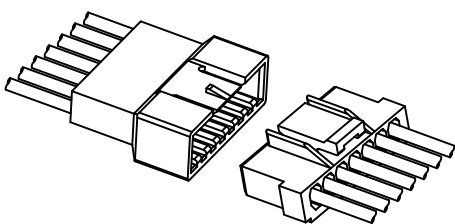
Page:A-319~A-330



A2509 Series - [2.50mm Pitch]

[35155,35184,35312]

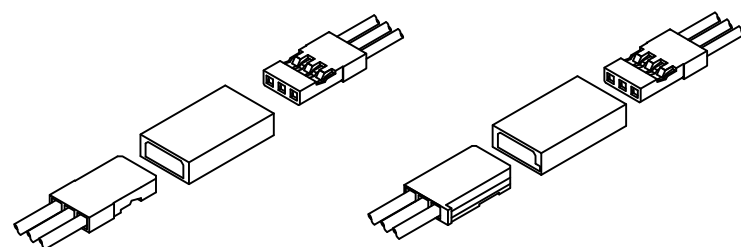
Page:A-331~A-333



A2510 Series - [2.50mm Pitch]

[FUTABA/JP,JR]

Page:A-334~A-337

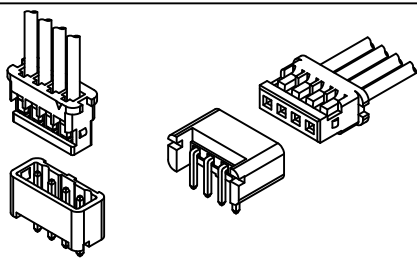


Wire to Board Crimp Style Connectors

A2511 Series - [2.50mm Pitch]

[M63]

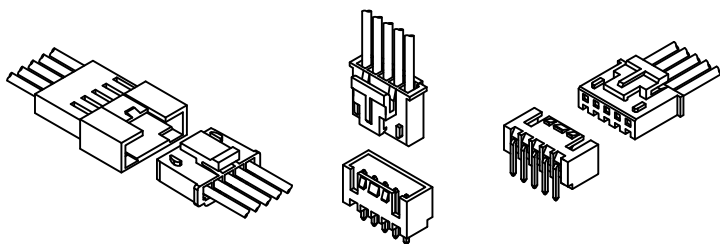
Page:A-338~A-340



A2512 Series - [2.50mm Pitch]

[SMH250]

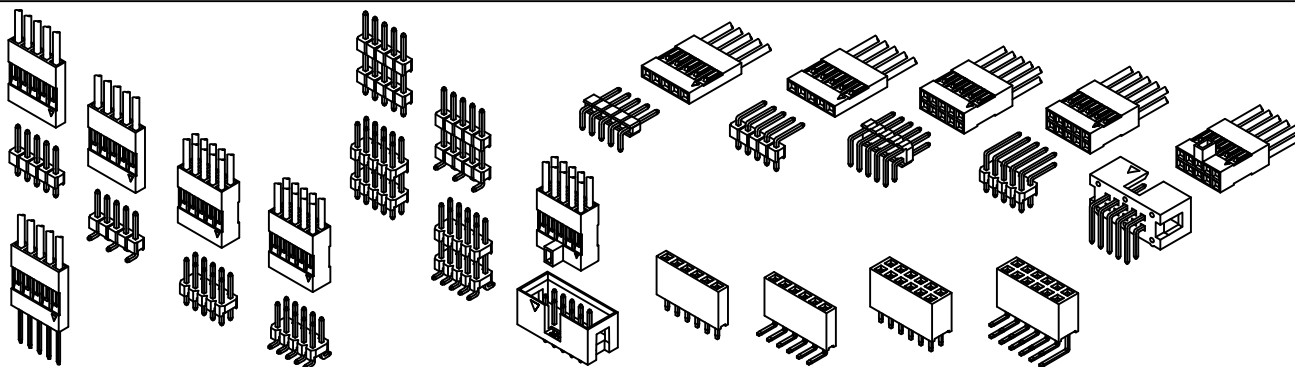
Page:A-341~A-352



A2541 Series - [2.54mm Pitch]

[Dupont 2.54]

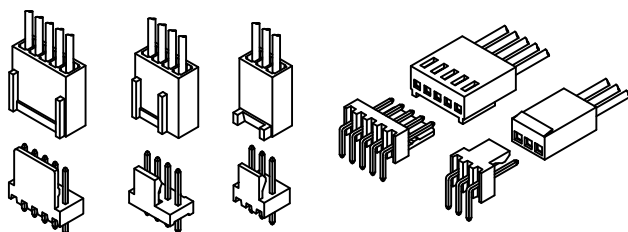
Page:A-353~A-398



A2543 Series - [2.54mm Pitch]

[6471,2695,7880,6373,
7478,640454,5,6,7]

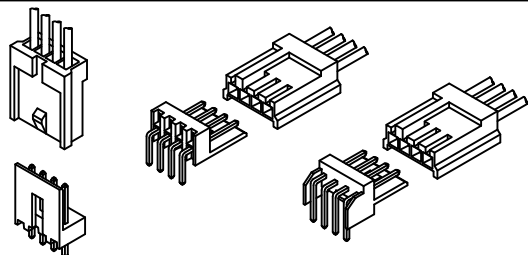
Page:A-399~A-406



A2544 Series - [2.50mm Pitch]

[171822,3,4,5,6]

Page:A-407~A-410

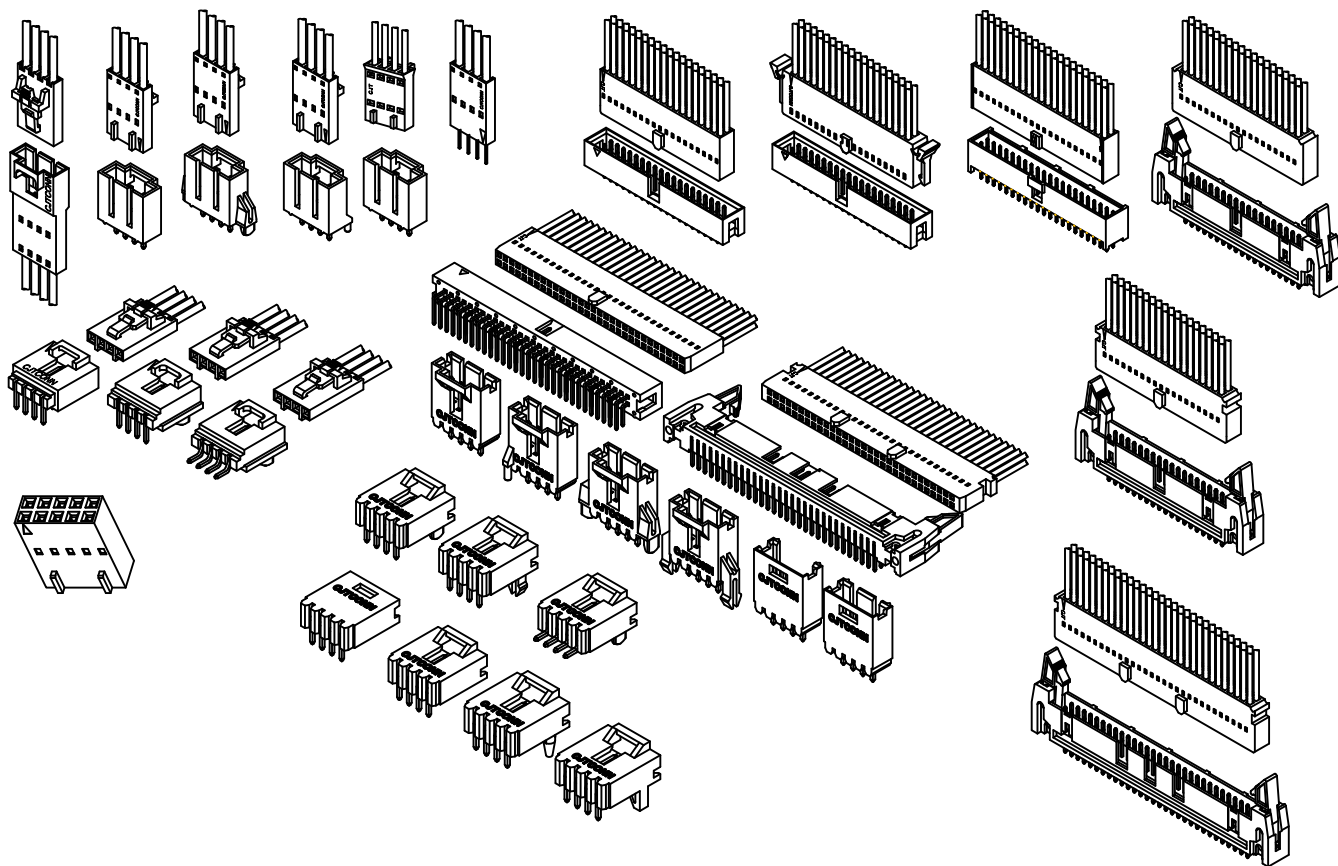


Wire to Board Crimp Style Connectors

A2547 Series - [2.54mm Pitch]

[70066,70107,70543,4,5,70553,103638,9,103634,
103414,102202,102203,103080,103361,102523]

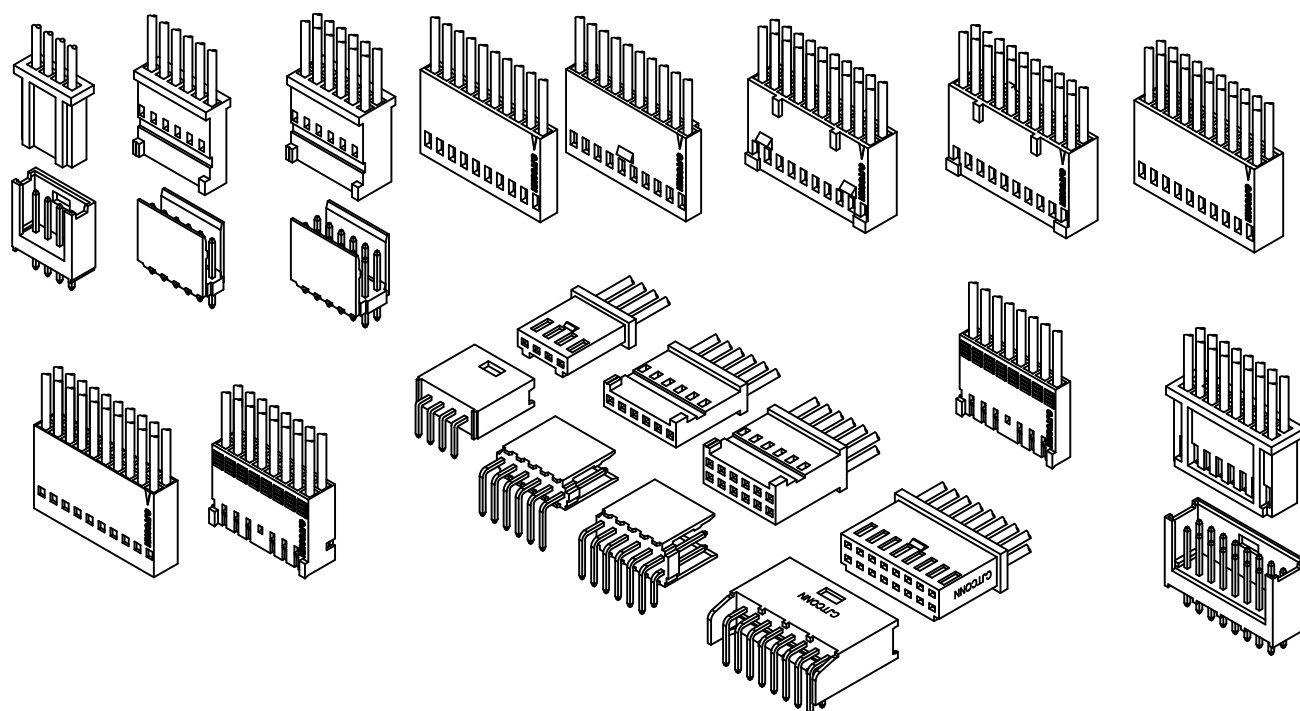
Page:A-411~A-457



A2549 Series - [2.54mm Pitch]

[280358,280370~280376,
280384,93,IPD,IPL]

Page:A-458~A-477

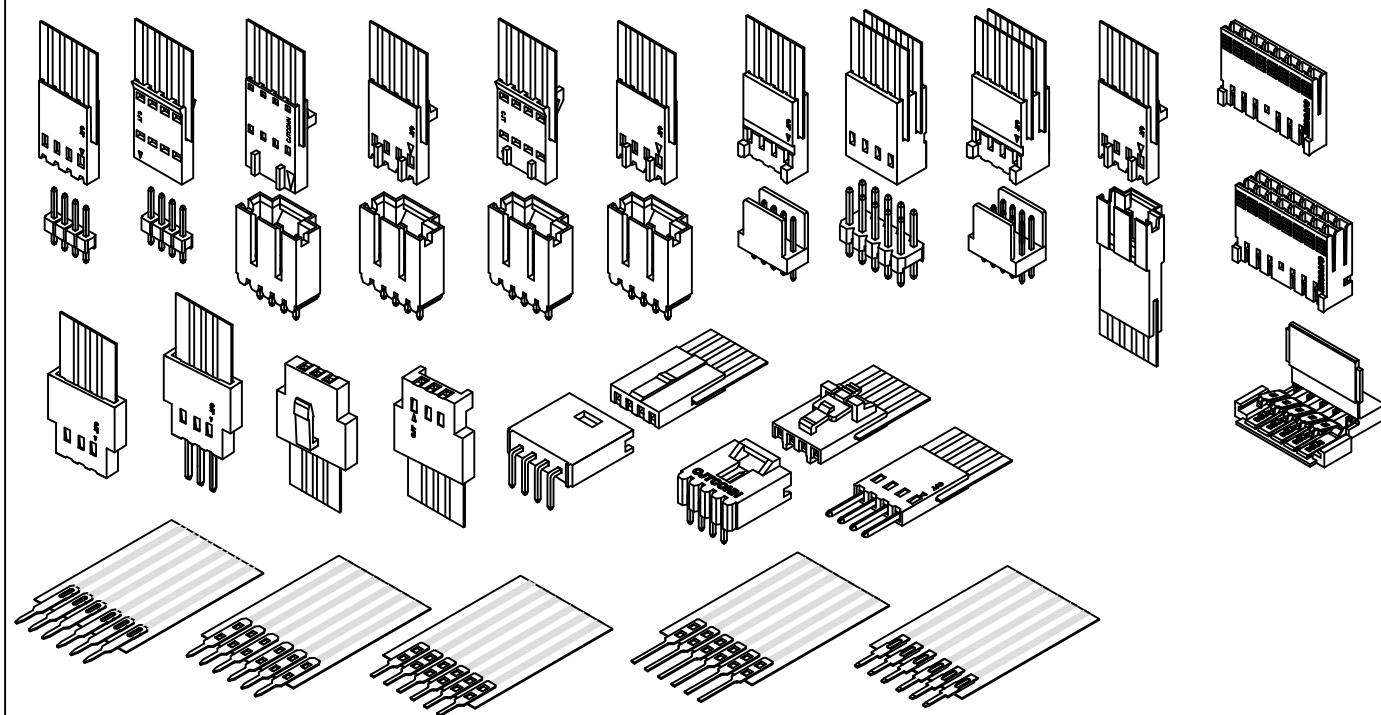


Wire to Board Crimp Style Connectors

A2550 Series - [2.54mm Pitch]

[2.54 FFC CRIMP FLEX CONNECTORS]

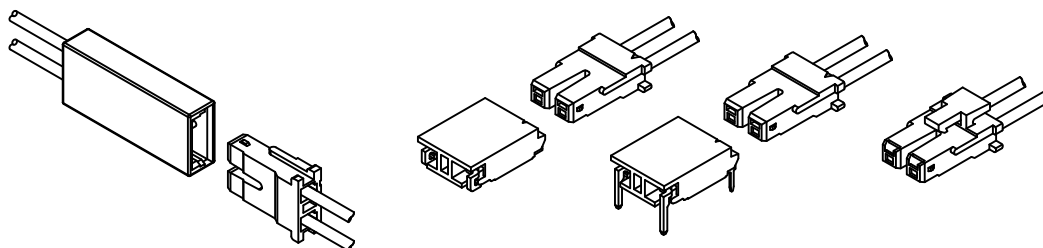
Page:A-478~A-515



A3501 Series - [3.50mm Pitch]

[BHS,BHSM]

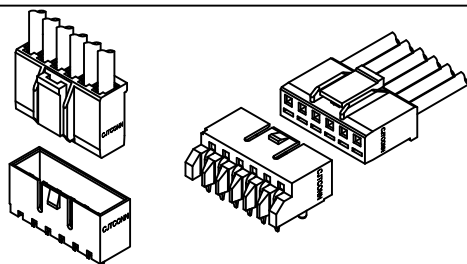
Page:A-516~A-521



A3502 Series - [3.50mm Pitch]

[51067,53258,9,35265,6]

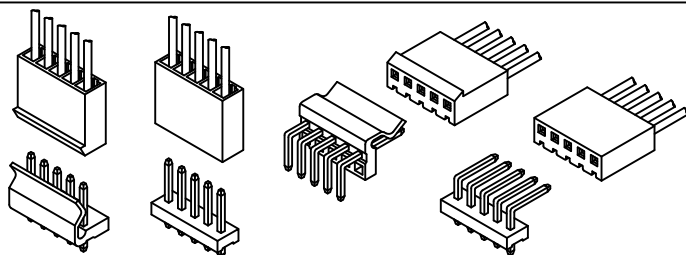
Page:A-522~A-525



A3961 Series - [3.96mm Pitch]

[2139,3069,5414,5096,5277,8,41671,2,5271,2,3,4]

Page:A-526~A-538

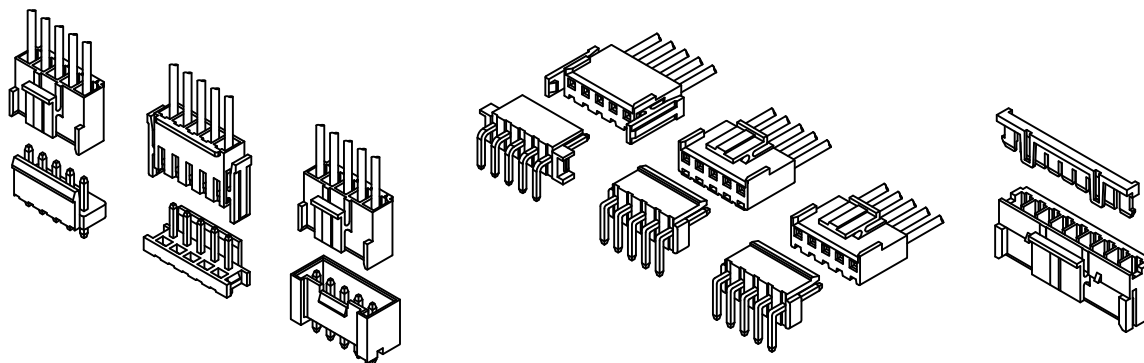


Wire to Board Crimp Style Connectors

A3963 Series - [3.96mm Pitch]

[VH]

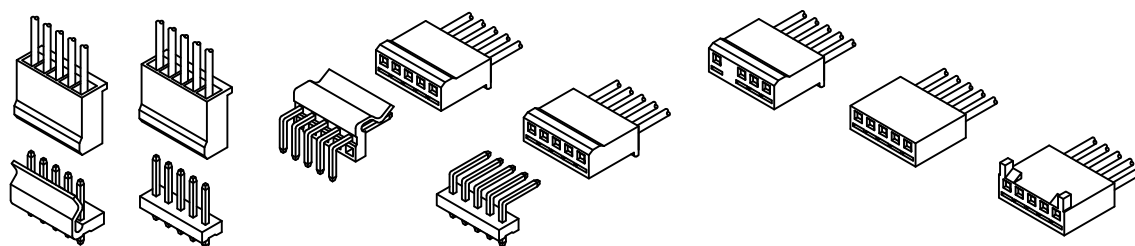
Page:A-539~A-555



A3964 Series - [3.96mm Pitch]

[5195,5196,43061]

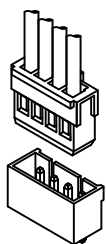
Page:A-556~A-559



A3965 Series - [3.96mm Pitch]

[35156,35313,35328]

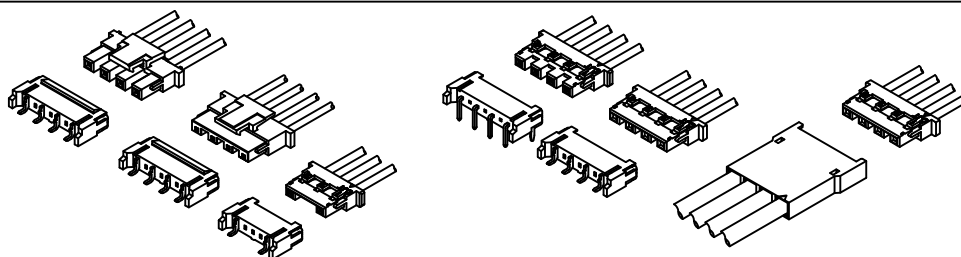
Page:A-560~A-565



A4001 Series - [4.00mm Pitch]

[BH,BHM,20015HS]

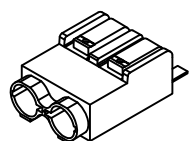
Page:A-566~A-575



A4001S Series - [4.00mm Pitch]

[BH,BHM,20015HS,2060-40X]

Page:A-576~A-577

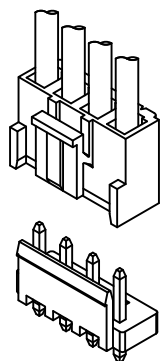


Wire to Board Crimp Style Connectors

A5001 Series - [5.00mm Pitch]

[NV,1744036,1744037,1744048]

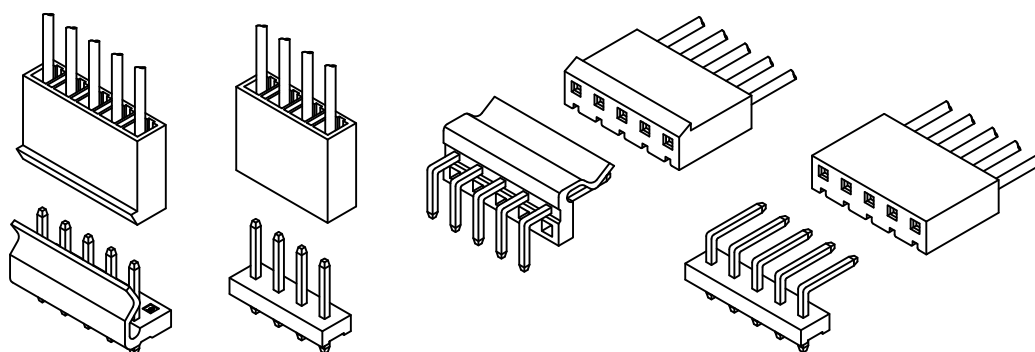
Page:A-578~A-581



A5081 Series - [5.08mm Pitch]

[5258,5279,80,81,82,83,84,85,86]

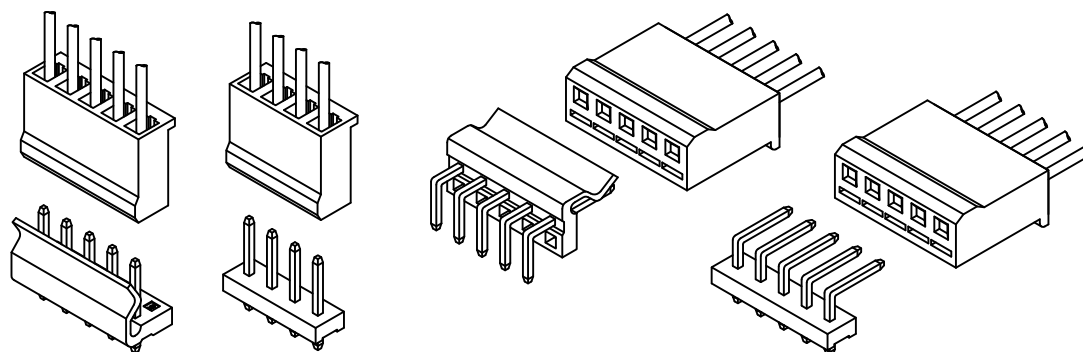
Page:A-582~A-587



A5082 Series - [5.08mm Pitch]

[5197,5198]

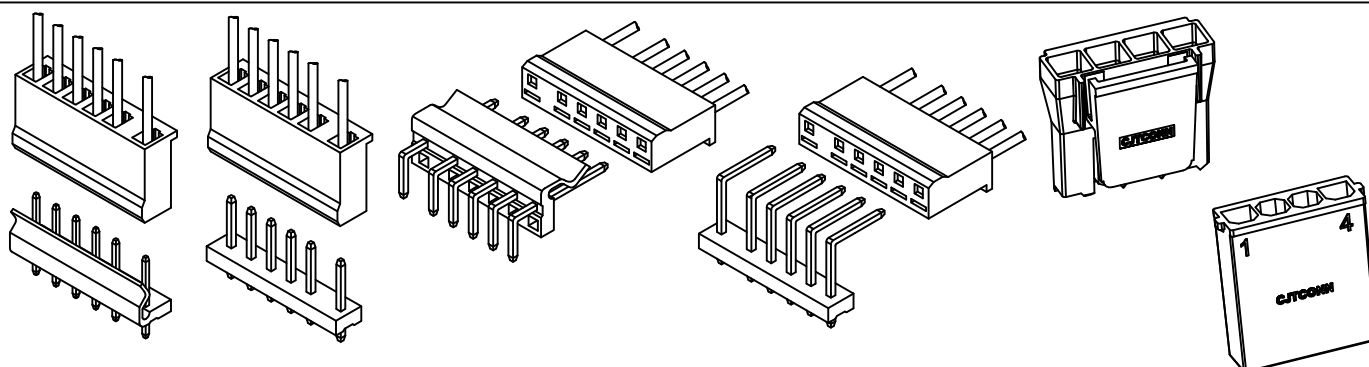
Page:A-588~A-589



A7501 Series - [7.50-5.00mm Pitch]

[5199,5287,5289]

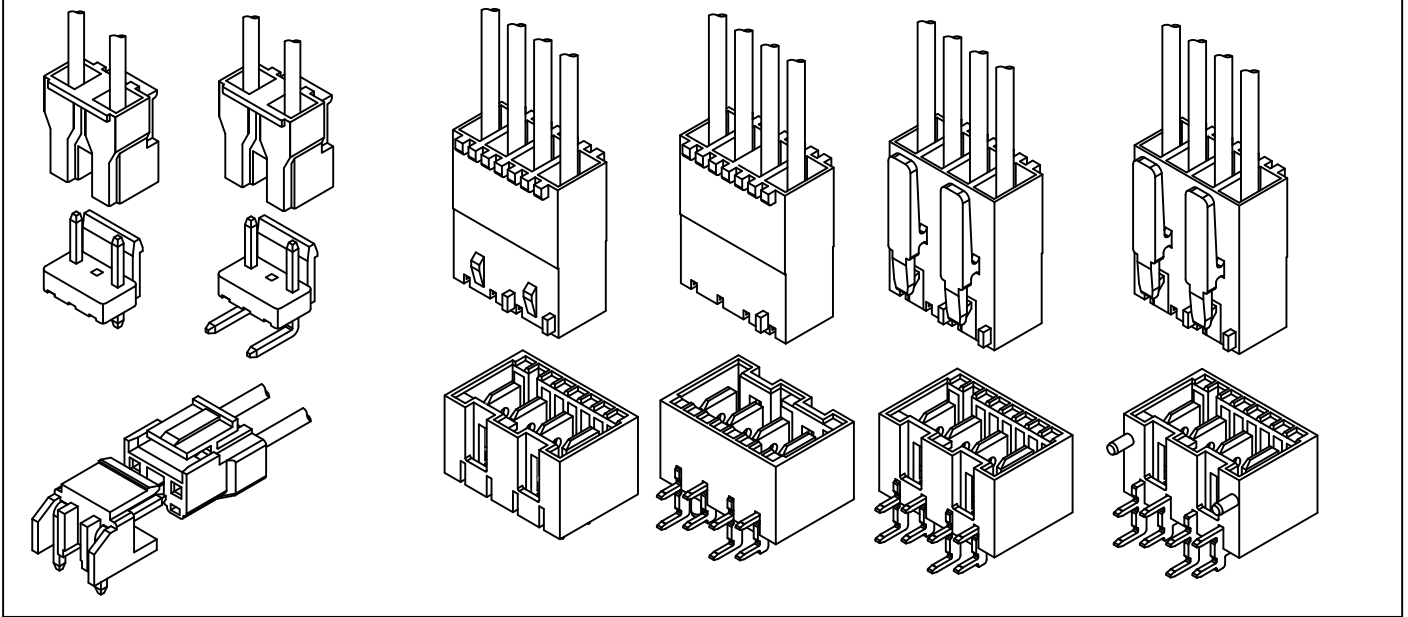
Page:A-590~A-599



Wire to Board Crimp Style Connectors

A7921 Series - [7.92-5.00mm Pitch] [VA,RAST 5]

Page:A-600~A-624

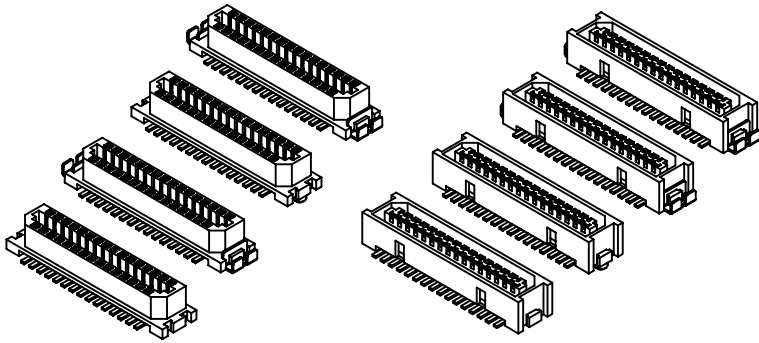


Board to Board & Board - in Crimp Style Connectors

B1000 Series - [1.00mm Pitch]

[DF9]

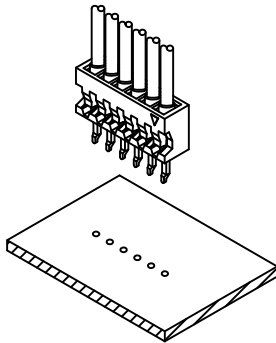
Page:B-1~B-5



B1251 Series - [1.25mm Pitch]

[51022, CDP7902]

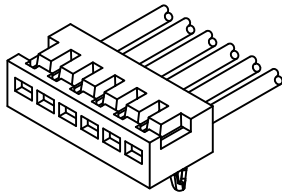
Page:B-6~B-7



B1501 Series - [1.50mm Pitch]

[JZ15]

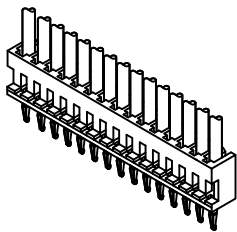
Page:B-8~B-9



B1502 Series - [1.50mm Pitch]

[SZN]

Page:B-10~B-11



B1801 Series - [1.80mm Pitch]

[Ø1.8 PCB Board-in]

Page:B-12

B1804 Series - [1.80mm Pitch]

[Ø1.8 PCB Board-in]

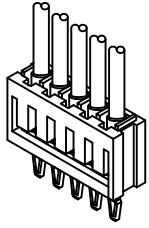
Page:B-12

Board to Board & Board - in Crimp Style Connectors

B2011 Series - [2.00mm Pitch]

[SAN,51015,5379,172890,
1470201,JBP20,JB20,DF4]

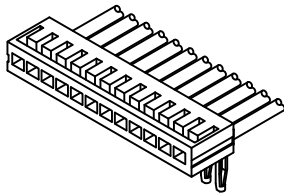
Page:B-13~B-15



B2012 Series - [2.00mm Pitch]

[JB20,SJN,35023,DF4,1470199]

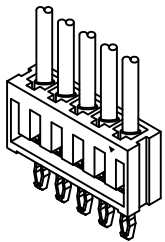
Page:B-16~B-17



B2512 Series - [2.50mm Pitch]

[SCN,51035,35164,172520,PD054]

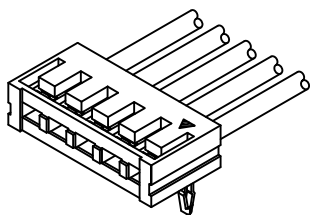
Page:B-18~B-20



B2513 Series - [2.50mm Pitch]

[JC25,35022,BL-001-XXX]

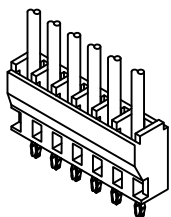
Page:B-21~B-22



B2515 Series - [2.50mm Pitch]

[5394,5395]

Page:B-23~B-24

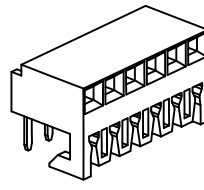
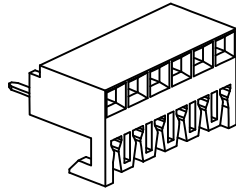
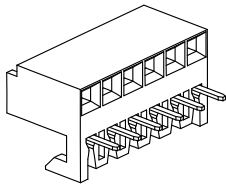


Board to Board & Board - in Crimp Style Connectors

B2541 Series - [2.54mm Pitch]

[4455,42625,5124,2.5-MBPH,2.5-MB]

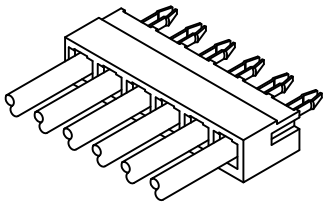
Page:B-25~B-27



B3951 Series - [3.96mm Pitch]

[JE40]

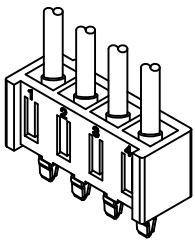
Page:B-28~B-29



B3952 Series - [3.96mm Pitch]

[SDN,DF6,51036]

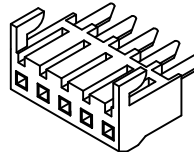
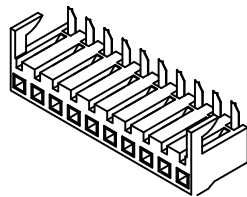
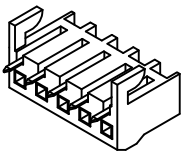
Page:B-30~B-33



B3961 Series - [3.96mm Pitch]

[41815,2145,3215,5145]

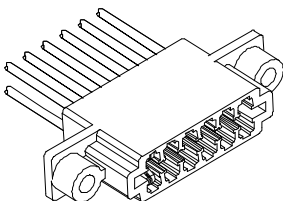
Page:B-34~B-36



B3962 Series - [3.96mm Pitch]

[4338,4366]

Page:B-37~B-38

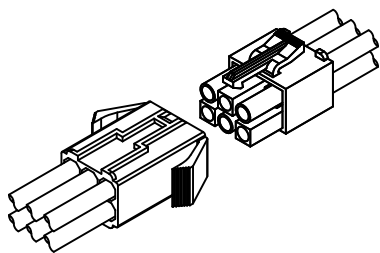


Wire to Wire Crimp Style Connectors

C1301 Series - [4.50mm Pitch]

[EL, ϕ 1.3]

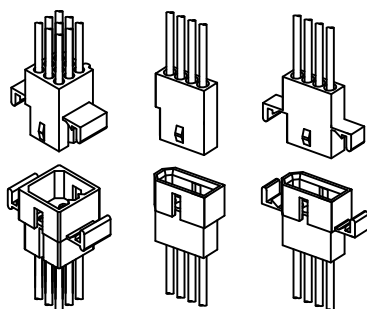
Page:C-1~C-11



C1581 Series - [3.68mm Pitch]

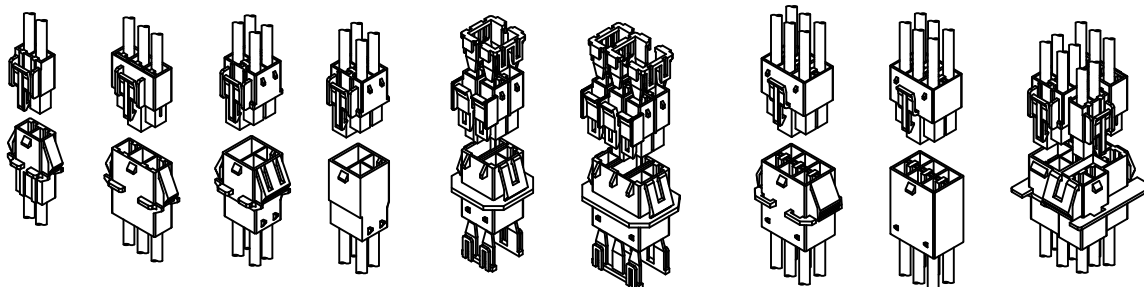
[1625, ϕ 1.58]

Page:C-12~C-20



C1801 Series - [6.20~8.90mm Pitch] [35150,35151,35180,35965]

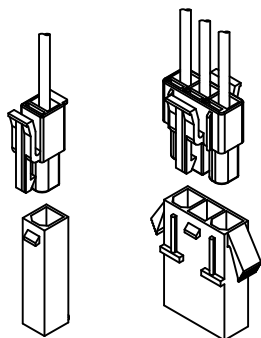
Page:C-21~C-31



C1802 Series - [6.00mm Pitch]

[MG610222~MG610236,
MG620223~MG620432]

Page:C-32~C-35

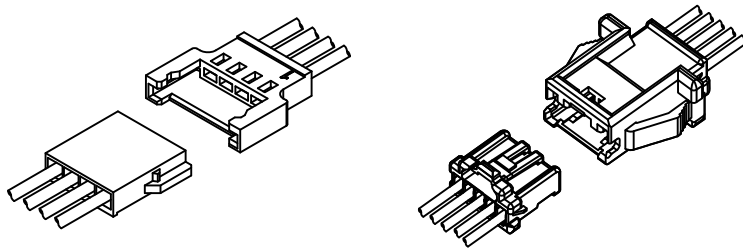


Wire to Wire Crimp Style Connectors

C2003 Series - [2.00mm Pitch]

[51005,51006,PNI]

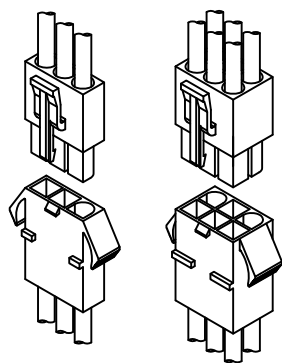
Page:C-36~C-41



C2020 Series - [6.20mm Pitch]

[L, ϕ 2.0]

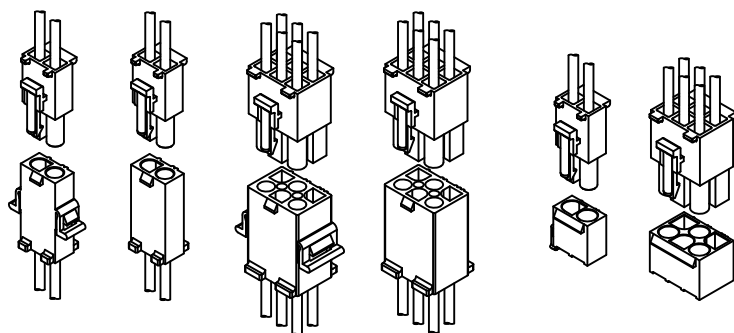
Page:C-42~C-47



C2363 Series - [6.70mm Pitch]

[3191, ϕ 2.36]

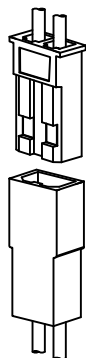
Page:C-48~C-54



C2501 Series - [2.50mm Pitch]

[SYP,SYR,RCY]

Page:C-55~C-57

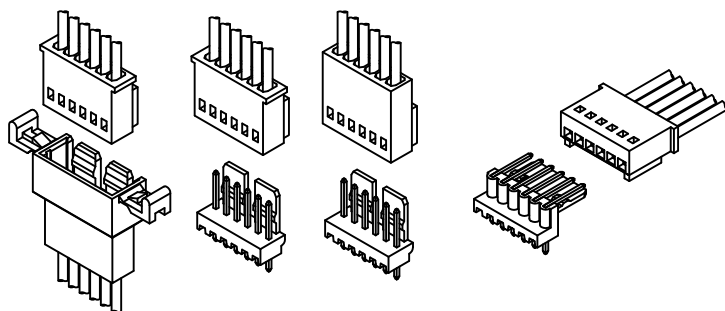


Wire to Wire Crimp Style Connectors

C2504 Series - [2.50mm Pitch]

[5102,5240,5045,6,5051]

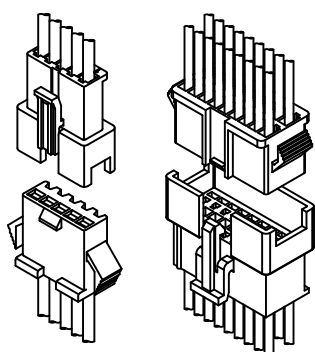
Page:C-58~C-62



C2521 Series - [2.50mm Pitch]

[SM]

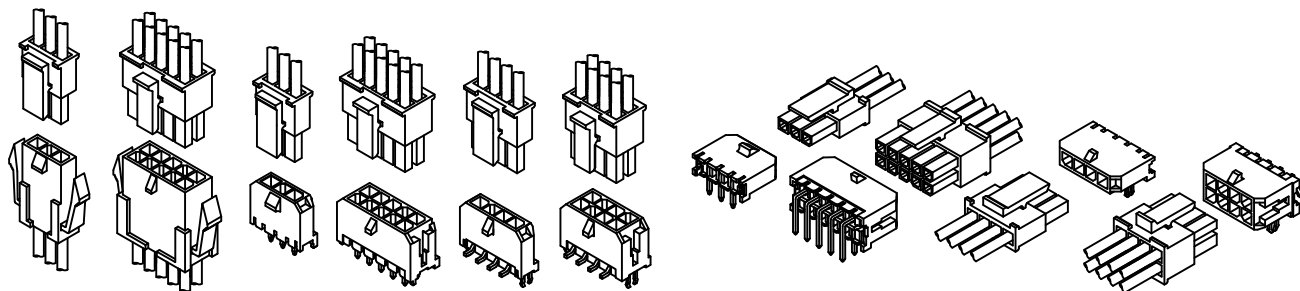
Page:C-63~C-71



C3030 Series - [3.00mm Pitch]

[43025,43020,43650,43045,43645,43640,44133,44300,44769,44764,
44432,44428,1445052,1445053,1445056-1445058,1445086,1445087,
1445090-1445092,1445095,1445096,1445099-1445101,2029030,
794630-794638,794677-794682]

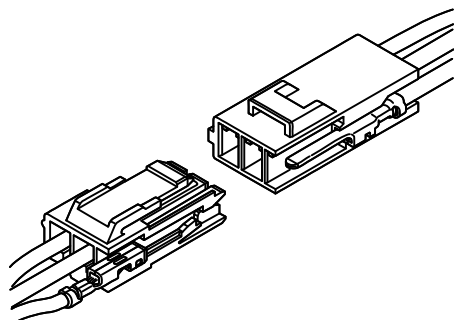
Page:C-72~C-99



C3961 Series - [3.96mm Pitch]

[SL]

Page:C-100~C-103

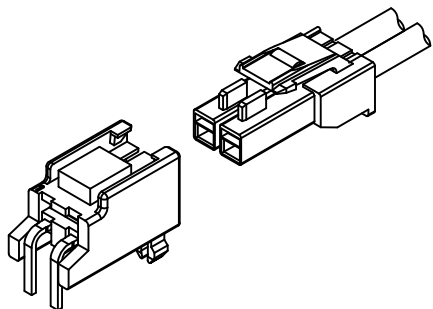


Wire to Wire Crimp Style Connectors

C3962 Series - [3.96mm Pitch]

[176271,178481]

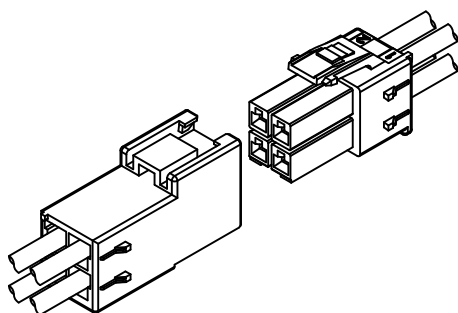
Page:C-104~C-108



C3963 Series - [3.96mm Pitch]

[177898~177905,179463~179468]

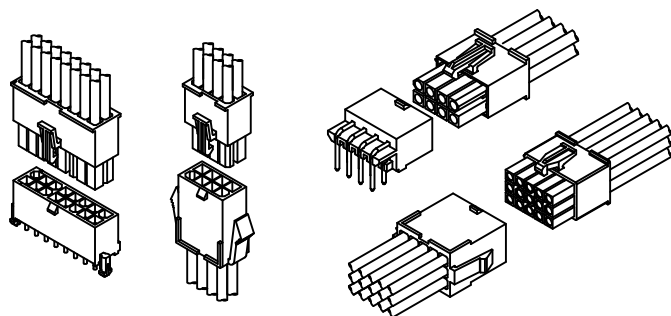
Page:C-109~C-112



C4140 Series - [4.14mm Pitch]

[172335~42,172328~44,770579~87,
770858~76,770966~74,794073~79,794105~08]

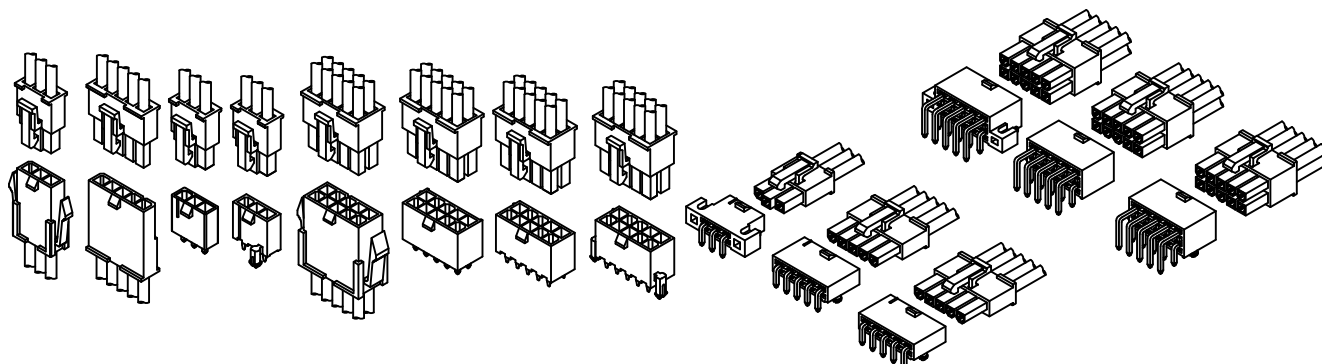
Page:C-113~C-130



C4201 Series - [4.20mm Pitch]

[5557,5559,5566,5569,42474,42475,1586039,
1586040,2029059,2029265,1775099,794302~13,
794349~60,794662~69]

Page:C-131~C-172

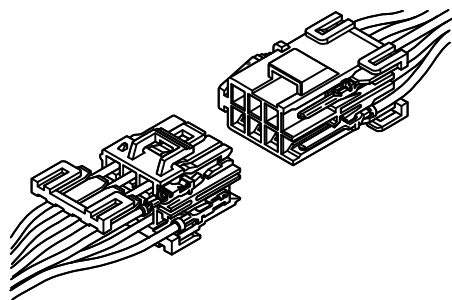


Wire to Wire Crimp Style Connectors

C4501 Series - [4.50mm Pitch]

[YL]

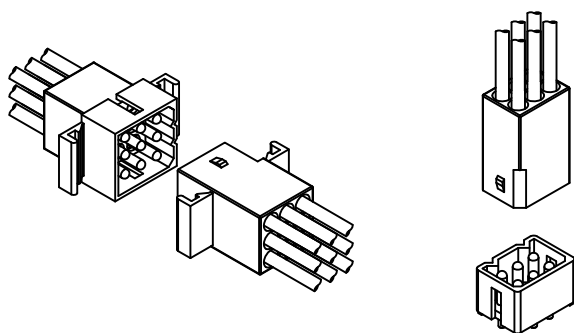
Page:C-173~C-179



C5030 Series - [5.03mm Pitch]

[1951,1619,1545,1396]

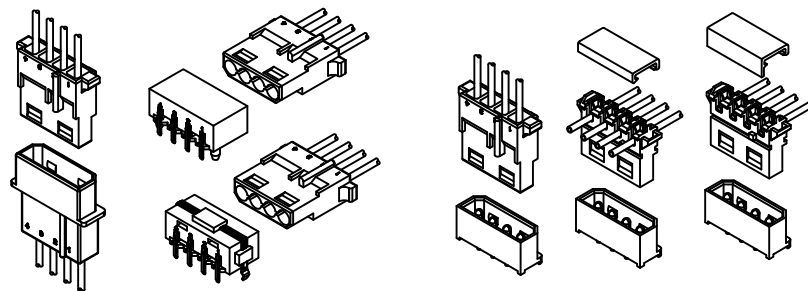
Page:C-180~C-188



C5081 Series - [5.08mm Pitch]

[8981,LC]

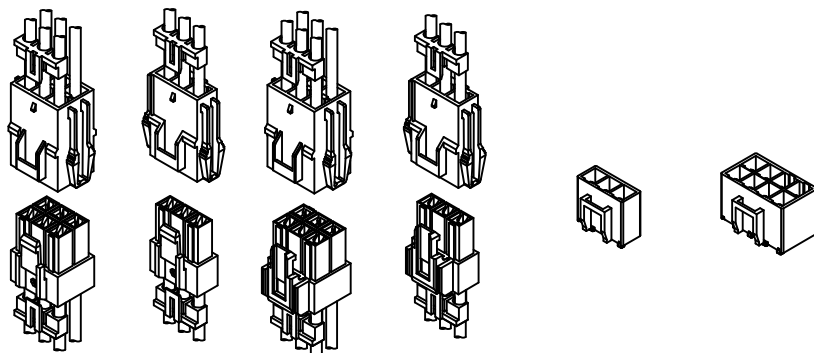
Page:C-189~C-196



C6201 Series - [6.20mm Pitch]

[VL,170001,171692,172064,
172065,76825,76829]

Page:C-197~C-210

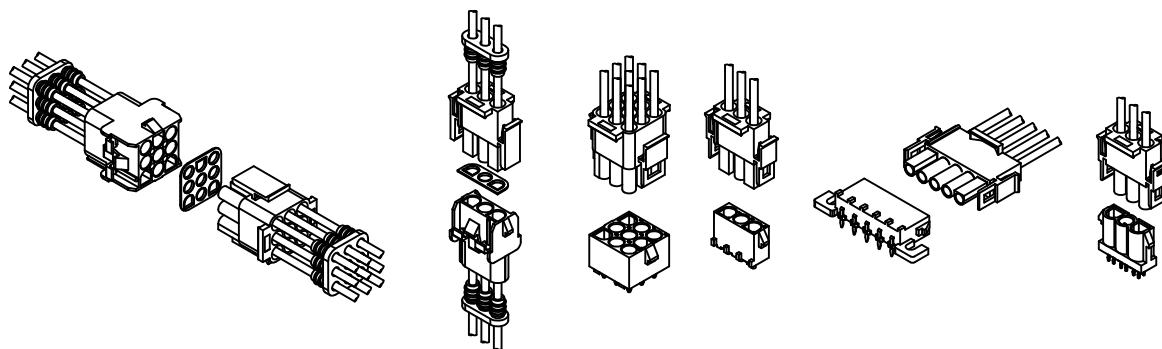


Wire to Wire Crimp Style Connectors

C6351 Series - [6.35mm Pitch]

[42021,42022,
350428~34,350942~49]

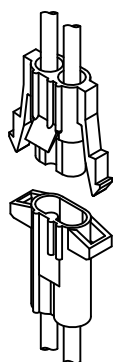
Page:C-211~C-236



C7110 Series - [7.11mm Pitch]

[151680,151679]

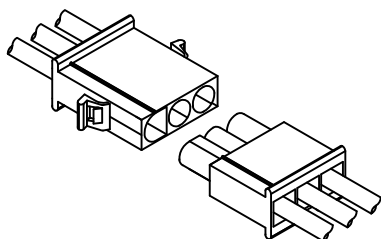
Page:C-237~C-238



C8381 Series - [8.38mm Pitch]

[42179]

Page:C-239~C-241

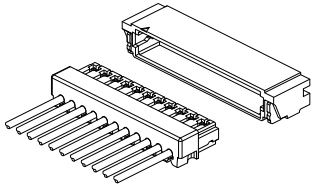


Insulation - Displacement Connectors

D0601 Series - [0.60mm Pitch]

[XSR]

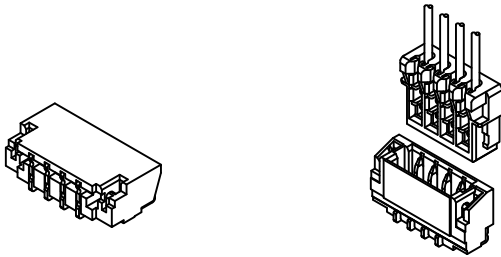
Page:D-1~D-2



D0801 Series - [0.80mm Pitch]

[SUR]

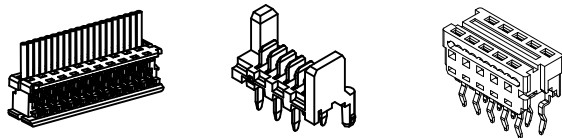
Page:D-3~D-5



D1272 Series - [1.27mm Pitch]

[90325,90327,90584,90800,90816]

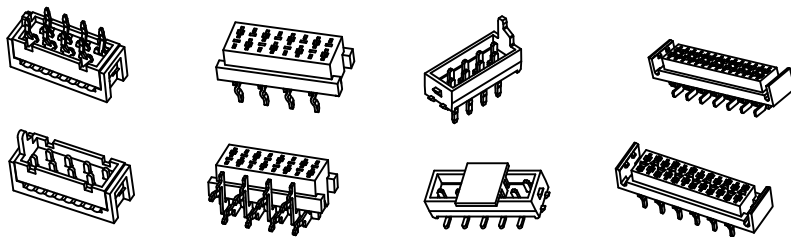
Page:D-6~D-9



D1275 Series - [1.27mm Pitch]

[-----]

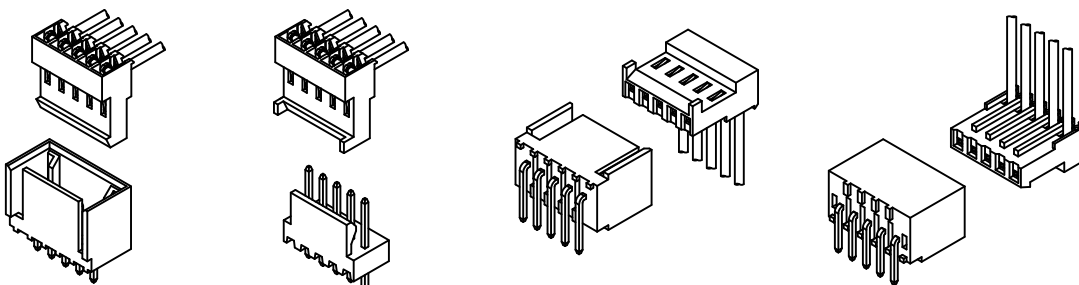
Page:D-10~D-16



D2541 Series - [2.54mm Pitch]

[640440~43,640468~71,641237~40,
644486~89,644803,644861]

Page:D-17~D-26

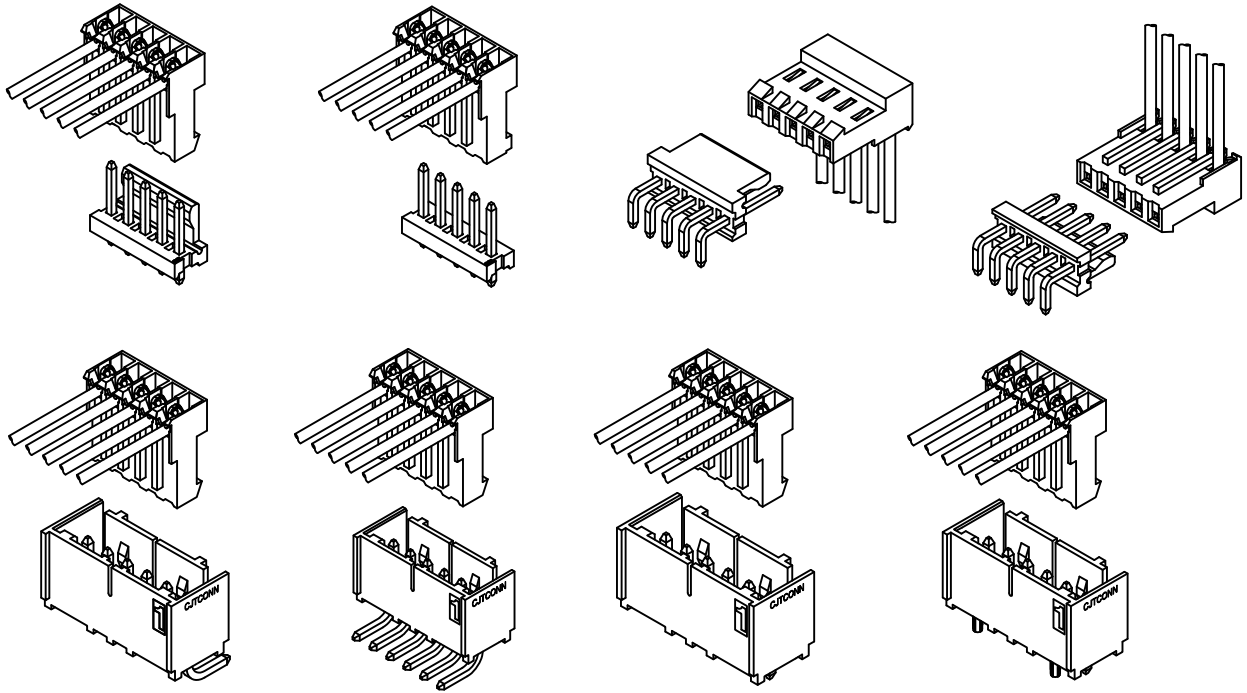


Insulation - Displacement Connectors

D3961 Series - [3.96mm Pitch]

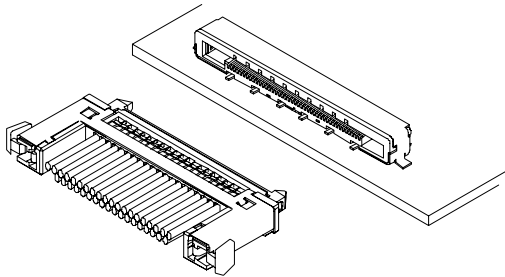
[640426~35,640472~74,640477~80,640595~602,
640387~89,640445,644752~55,640207~09,
644759~66,641119~21,641210]

Page:D-27~D-47

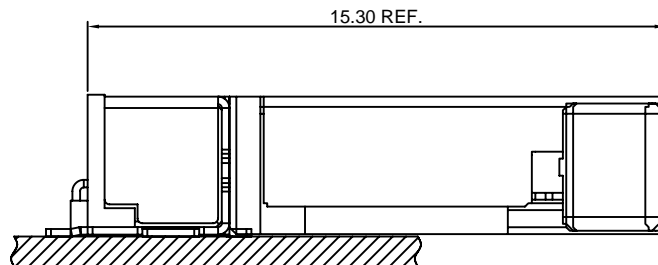


Specifications

- Current rating:0.8A AC,DC
Voltage rating:200V AC,DC
Temperature range:-40°C~+105°C
Contact resistance:50mΩMax.
Insulation resistance:100MΩMin.
Withstanding voltage:500V AC/minute
Compliant with RoHS and REACH
Meet the HF/Halogen Free,need to customize
Contact CJT for details



Assembly layout

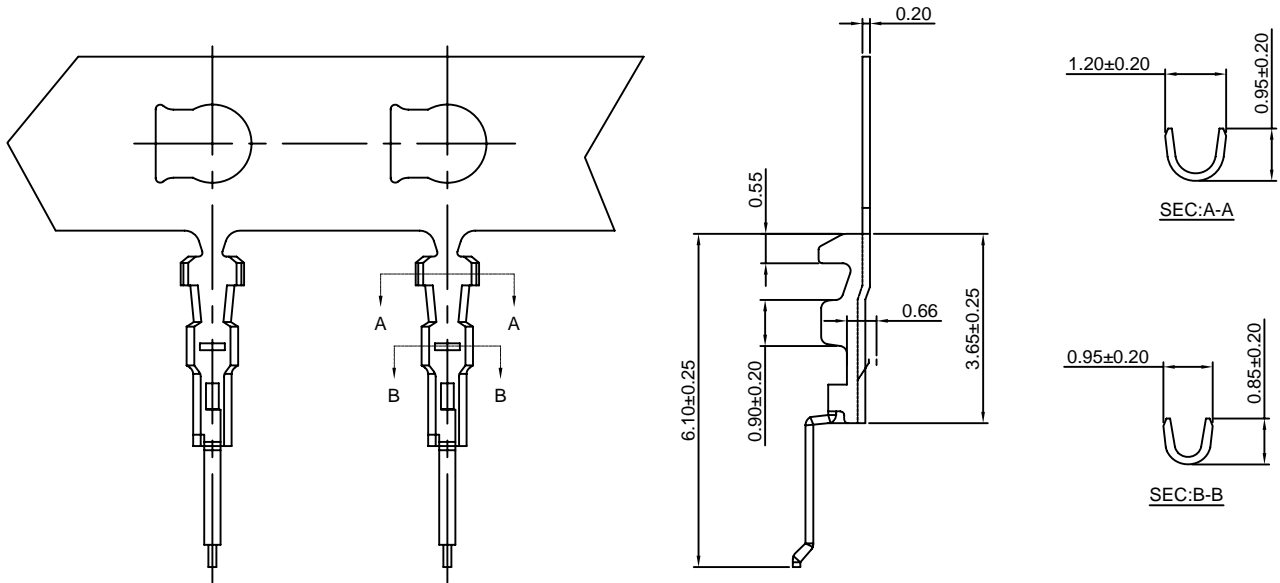


A0501A-T

0.50mm pitch Crimp Terminal

Reference Informations:

*Used in CJT A0501H-XP series Housing



Ordering information & Specifications:

Unit:mm

Part NO.	Wire Range	Insulation O.D.	Material	Finish	Qty/reel
A0501A-GP	AWG#30-#32	0.50mm(max)	Phosphor Bronze	Gold over Nickel	15,000 PCS

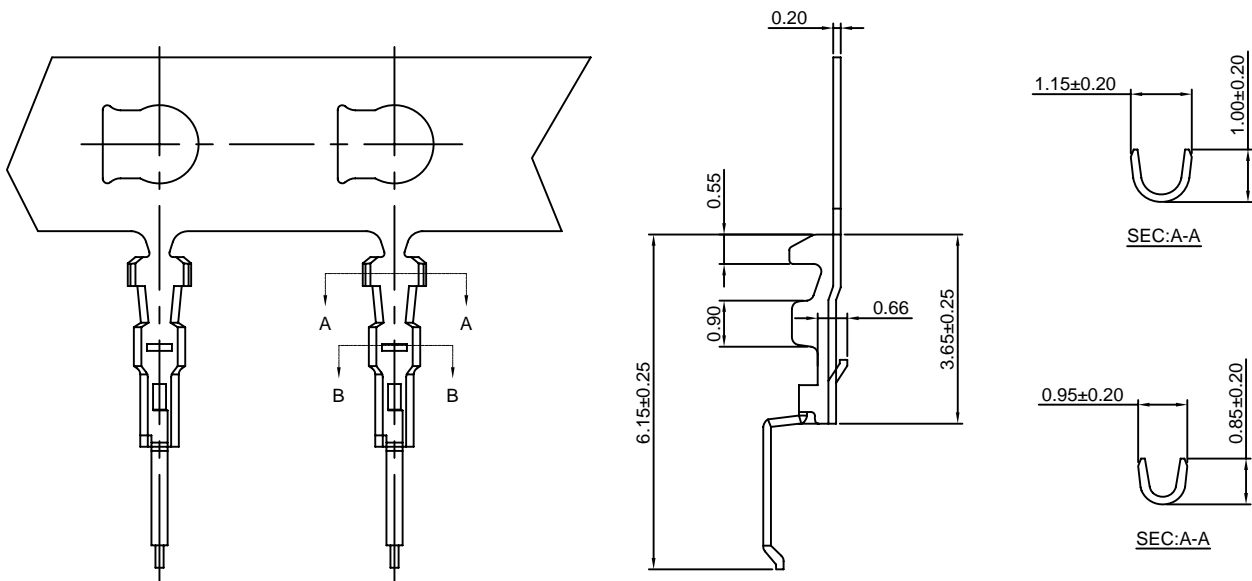
Optional Gold plating available but MOQ requested

A0501B-T

0.50mm pitch Crimp Terminal

Reference Informations:

*Used in CJT A0501H-XP series Housing



Ordering information & Specifications:

Unit:mm

Part NO.	Wire Range	Insulation O.D.	Material	Finish	Qty/reel
A0501B-GP	AWG#30-#32	0.50mm(max)	Phosphor Bronze	Gold over Nickel	15,000 PCS

Optional Gold plating available but MOQ requested

A0501H-XP

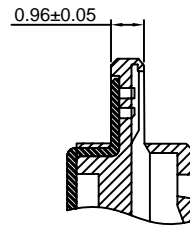
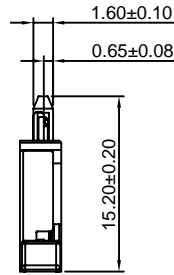
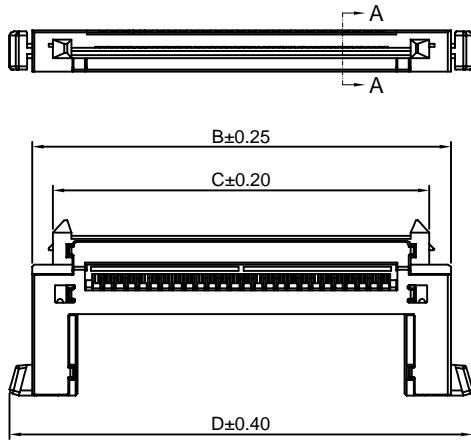
0.50mm pitch Housing

Reference Informations:

- *Material: Insulator:Nylon 46,UL94V-0
Shell:Brass/Tin over Nickel
- *Suitable CJT A0501A-T,A0501B-T series Terminal
- *Mates with CJT A0501WR-S-XP series Wafer
- *Color:Black

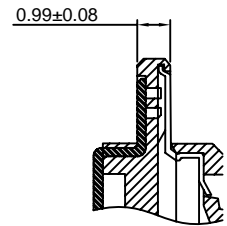
Ordering Information:

- A0501H-XP - ***
1 2
- 1.Part No.
2.Material:
(Blank):Nylon 46,UL94V-0
GWT :Nylon 46,UL94V-0,GWT 750°C



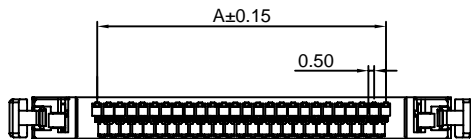
SECTION A-A
SCALE 2:1

Without Terminal



SECTION A-A
SCALE 2:1

With Terminal



Ordering Information & Dimensions:

PART NO.	Dimensions			
	A	B	C	D
41P	20.00	31.50	27.60	36.00
51P	25.00	36.50	32.60	41.00

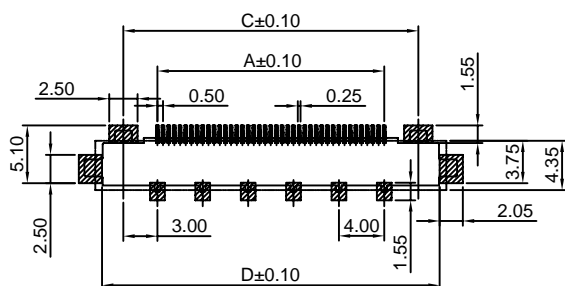
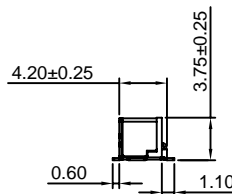
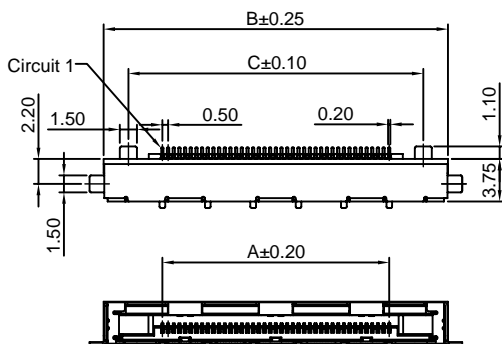
Unit: mm

A0501WR-S-XP

0.50mm pitch 90° Wafer - SMT TYPE

Reference Informations:

- *Material: Pin:Phosphor Bronze/Gold over Nickel
Insulator:Nylon 46,UL94V-0
- *Mates with CJT A0501H-XP series Housing
- *Color:Black



P.C.B LAYOUT

Ordering Information:

- A0501WR-S-XP - ***
1 2
- 1.Part No.
2.Material:
(Blank):Nylon 46,UL94V-0
GWT :Nylon 46,UL94V-0,GWT 750°C

Ordering Information & Dimensions:

PART NO.	Dimensions			
	A	B	C	D
41P	20.00	30.35	26.00	29.75
51P	25.00	35.35	31.00	34.75

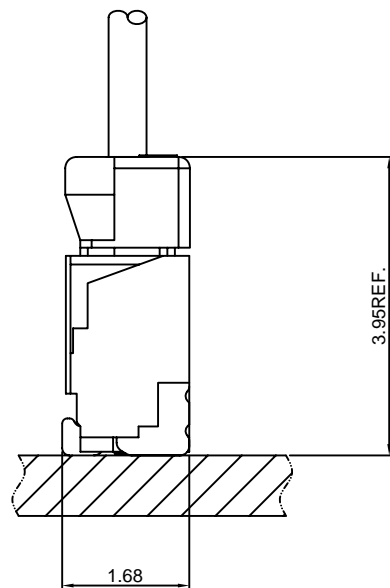
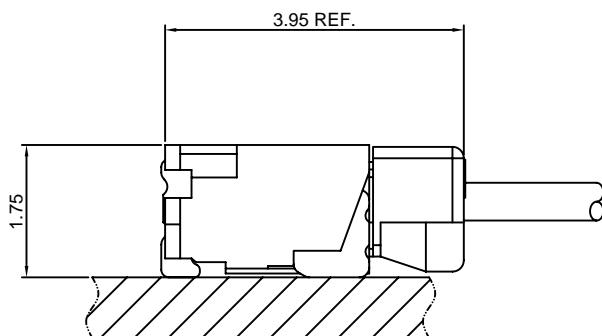
Unit: mm

Specifications

Current rating:1A AC,DC
Voltage rating:30V AC,DC
Temperature range:-40°C~+105°C
Contact resistance:30mΩMax.
Insulation resistance:100MΩMin.
Withstanding voltage:200V AC/minute
Compliant with RoHS and REACH
Meet the HF/Halogen Free,need to customize
Contact CJT for details

Standards

Assembly layout

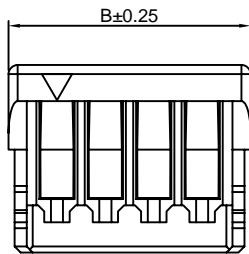
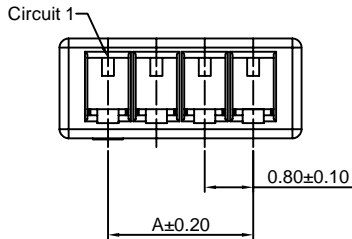


A0801H-XP-2

0.80mm pitch Housing

Reference Informations:

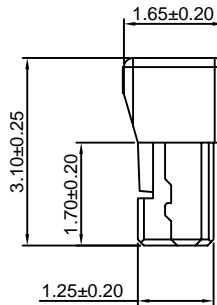
- *Material:LCP,UL94V-0
- *Suitable CJT A0801-T series Terminal
- *Mates with CJT D0801WV-S,WR-S-XP series Wafer
- *Color:Natural



Ordering Information:

A0801H-XP-2 - ***
1 2

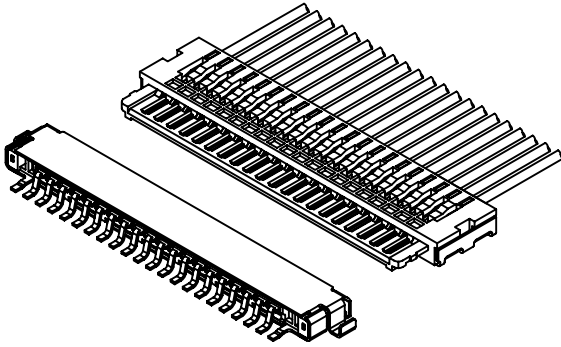
- 1.Part No.
- 2.Material:
(Blank):LCP,UL94V-0
GWT:LCP,UL94V-0,GWT 750℃



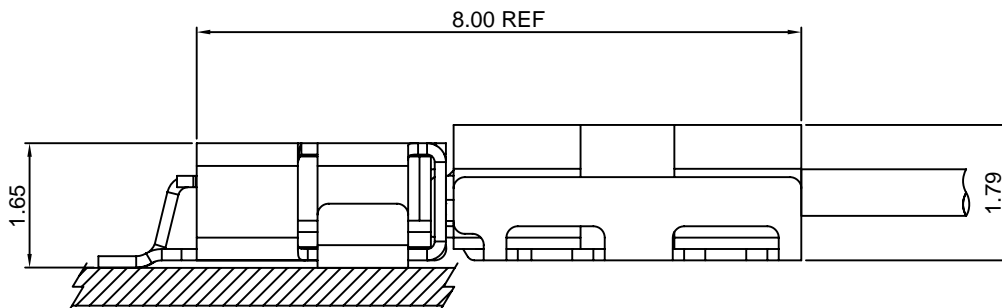
PART NO.	Dimensions	
	A	B
2P	0.80	2.40
3P	1.60	3.20
4P	2.40	4.00
5P	3.20	4.80
6P	4.00	5.60
7P	4.80	6.40
8P	5.60	7.20
9P	6.40	8.00
10P	7.20	8.80
11P	8.00	9.60
12P	8.80	10.40
13P	9.60	11.20
14P	10.40	12.00
15P	11.20	12.80
16P	12.00	13.60
17P	12.80	14.40
18P	13.60	15.20
19P	14.40	16.00
20P	15.20	16.80

Specifications

- Current rating:1A AC,DC
- Voltage rating:200V AC,DC
- Temperature range:-40°C~+105°C
- Contact resistance:40mΩMax.
- Insulation resistance:100MΩMin.
- Withstanding voltage:500V AC/minute
- *Compliant with RoHS and REACH*
- *Meet the HF/Halogen Free,need to customize*
- *Contact CJT for details*



Assembly layout

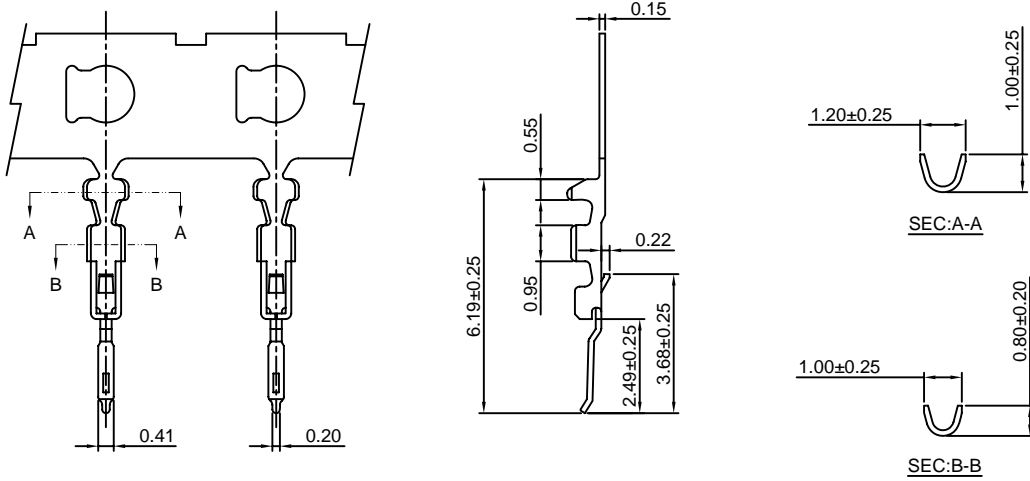


A1001-T

1.00mm pitch Crimp Terminal

Reference Informations:

*Used in CJT A1001H-XP series Housing



Ordering information & Specifications:

Unit:mm

Part NO	Wire Range	Insulation O.D.	Material	Finish	Qty/reel
A1001-GP	AWG#28-#36	0.50mm(max)	Phosphor Bronze	Gold over Nickel	15,000 PCS

Optional Gold plating available but MOQ requested

A1001H-XP

1.00mm pitch Housing

Reference Informations:

*Material: Insulator:Nylon 46,UL94V-0

Shell:Phosphor Bronze/Tin over Nickel

*Suitable CJT A1001-T series Terminal

*Mates with CJT A1001WR-S-XP, A1001WRA-S-30P series Wafer

*Color:Ivory

Ordering Information:

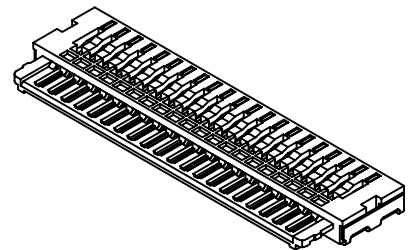
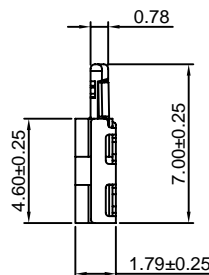
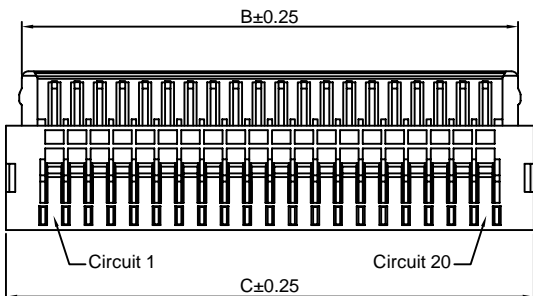
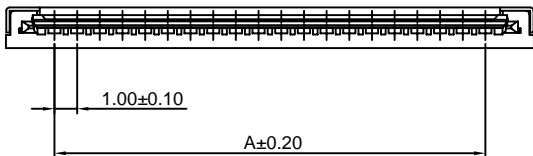
A1001H-XP - ***
1 2

1.Part No.

2.Material:

(Blank):Nylon 46,UL94V-0

GWT:Nylon 46,UL94V-0,GWT 750℃



Ordering Information & Dimensions:

PART NO.	Dimensions		
	A	B	C
20P	19.00	21.88	23.28
30P	29.00	31.88	33.28

Unit: mm

A1001WR-S-XP

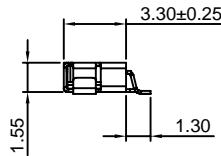
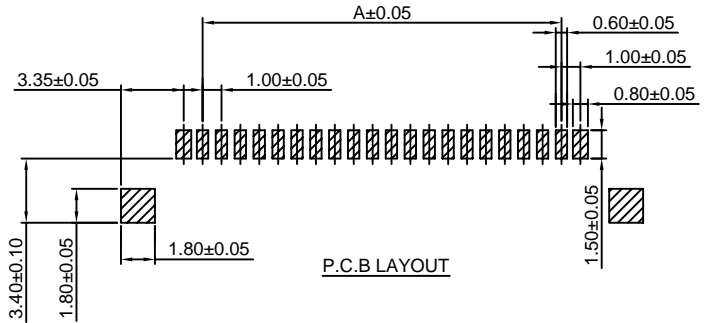
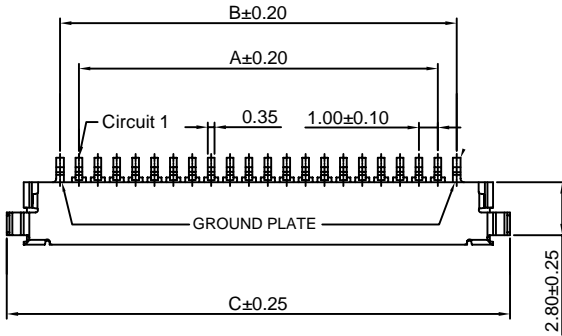
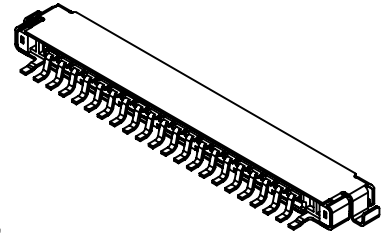
1.00mm pitch 90° Wafer-SMT TYPE

Reference Informations:

- *Material: Pin: Phosphor Bronze/Tin over Nickel on solder area
Gold over Nickel on contact area
- Shell: Phosphor Bronze/Tin over Nickel
- Insulator: Nylon 6T, UL94V-0
- *Mates with CJT A1001H-XP series Housing
- *Color: Ivory

Ordering Information:

- A1001WR-S-XP - ***
- | | |
|---|---|
| 1 | 2 |
|---|---|
- 1. Part No.
 - 2. Material:
 - (Blank): Nylon 6T, UL94V-0
 - GWT: Nylon 6T, UL94V-0, GWT 750°C



Ordering Information & Dimensions:

PART NO.	Dimensions		
	A	B	C
20P	19.00	21.88	26.65
30P	29.00	31.88	36.65

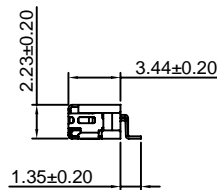

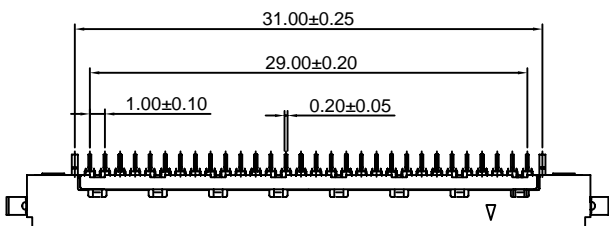
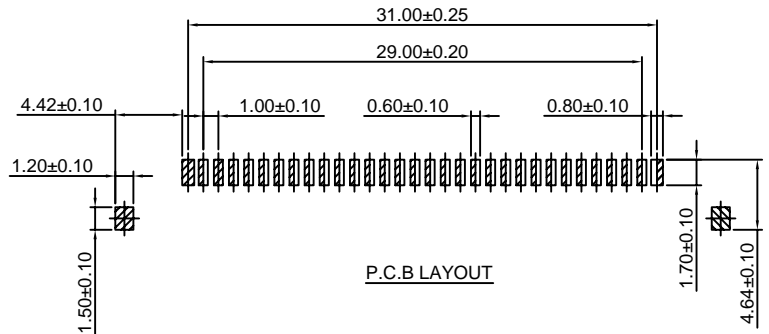
Unit: mm

A1001WRA-S-30P

1.00mm pitch 90° Wafer-SMT TYPE

Reference Informations:

- *Material: Pin: Phosphor Bronze/Nickel-plated
- Shell: Phosphor Bronze/Tin over Nickel
- Insulator: LCP, UL94V-0
- *Mates with CJT A1001H-XP series Housing
- *Color: Black



Unit: mm

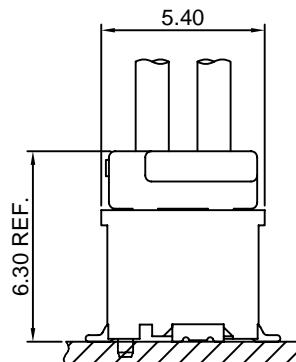
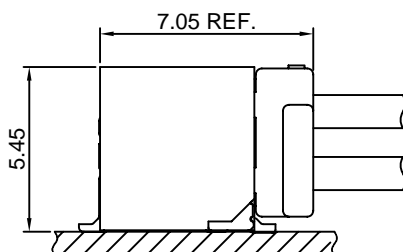
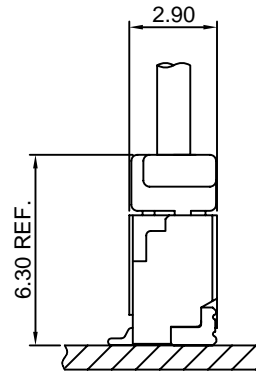
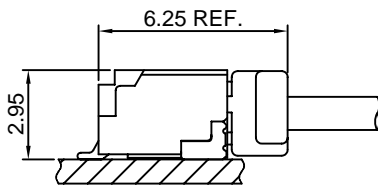
Specifications

- Current rating:1A AC,DC
- Voltage rating:50V AC,DC
- Temperature range:-40°C~+105°C
- Contact resistance:20mΩMax.
- Insulation resistance:100MΩMin.
- Withstanding voltage:500V AC/minute
- *Compliant with RoHS and REACH*
- *Meet the HF/Halogen Free,need to customize*
- *Contact CJT for details*

Standards



Assembly layout

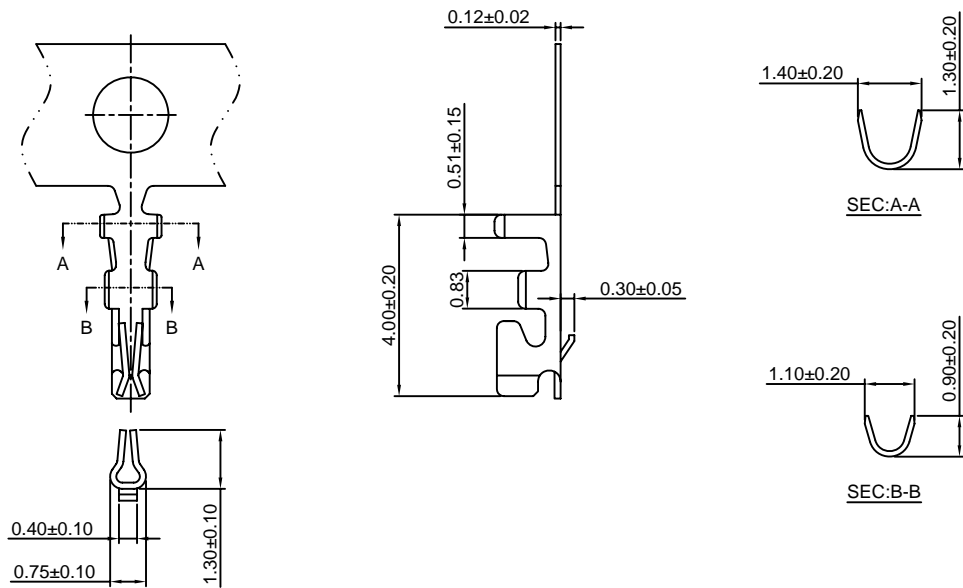


A1002-T

1.00mm pitch Crimp Terminal

Reference Informations:

*Used in CJT A1002H-XP(-2),A1002H-2xXP series Housing



Ordering information & Specifications:

Unit:mm

Part NO.	Wire Range	Insulation O.D.	Material	Finish	Qty/reel
A1002-TP	AWG#28-#32	0.80mm(max)	Phosphor Bronze	Tin over Nickel	20,000 PCS
A1002-GP	AWG#28-#32	0.80mm(max)	Phosphor Bronze	Gold over flash	20,000 PCS

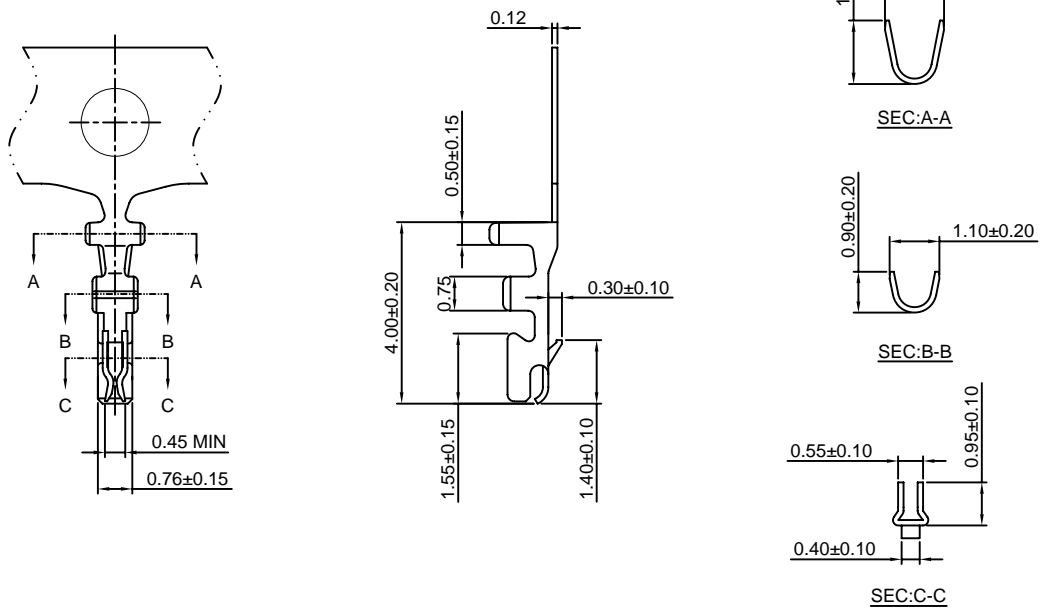
Optional Gold plating available but MOQ requested

A1002A-T

1.00mm pitch Crimp Terminal

Reference Informations:

*Used in CJT A1002HA,HB,HE-XP series Housing



Ordering information & Specifications:

Unit:mm

Part NO.	Wire Range	Insulation O.D.	Material	Finish	Qty/reel
A1002A-TP	AWG#28-#32	0.80mm(max)	Phosphor Bronze	Tin over Nickel	20,000 PCS
A1002A-GP	AWG#28-#32	0.80mm(max)	Phosphor Bronze	Gold over flash	20,000 PCS

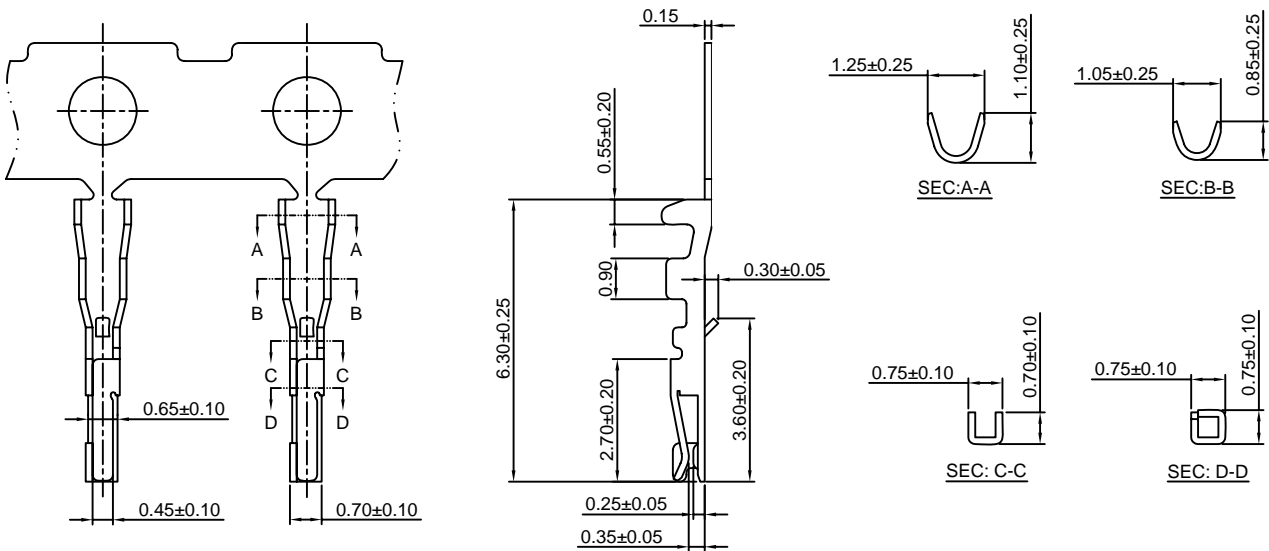
Optional Gold plating available but MOQ requested

A1002C-T

1.00mm pitch Crimp Terminal

Reference Informations:

*Used in CJT A1002HC,HD-XP series Housing



Ordering information & Specifications:

Unit:mm

Part NO.	Wire Range	Insulation O.D.	Material	Finish	Qty/reel
A1002C-TP	AWG#28-#32	0.80mm(max)	Phosphor Bronze	Tin over Nickel	20,000 PCS
A1002C-GP	AWG#28-#32	0.80mm(max)	Phosphor Bronze	Gold over flash	20,000 PCS

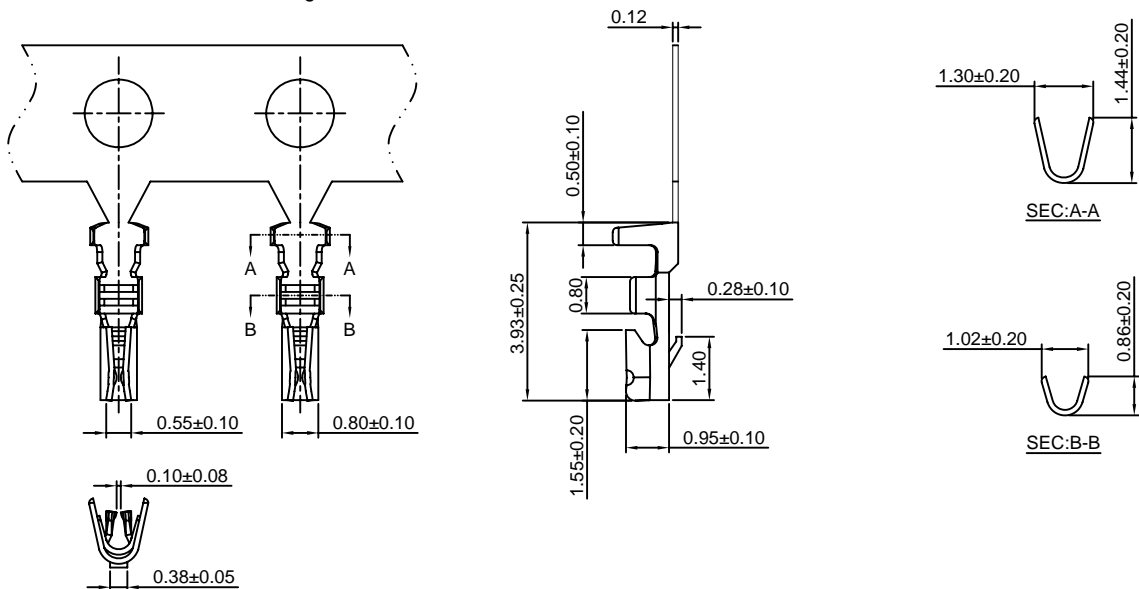
Optional Gold plating available but MOQ requested

A1002D-T

1.00mm pitch Crimp Terminal

Reference Informations:

*Used in CJT A1002HG,HI-XP series Housing



Ordering information & Specifications:

Unit:mm

Part NO.	Wire Range	Insulation O.D.	Material	Finish	Qty/reel
A1002D-TP	AWG#28-#32	0.80mm(max)	Phosphor Bronze	Tin over Nickel	20,000 PCS
A1002D-GP	AWG#28-#32	0.80mm(max)	Phosphor Bronze	Gold over flash	20,000 PCS

Optional Gold plating available but MOQ requested

A1002H-XP

1.00mm pitch Single Row Housing

Reference Informations:

- *Material:PBT,UL94V-0
- *Suitable CJT A1002-T series Terminal
- *Mates with CJT A1002WV-S,WR-S-XP series Single Row Wafer
- *Color:White

Ordering Information:

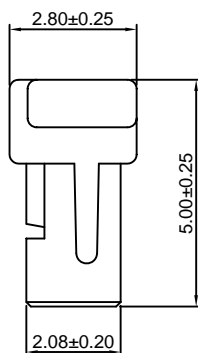
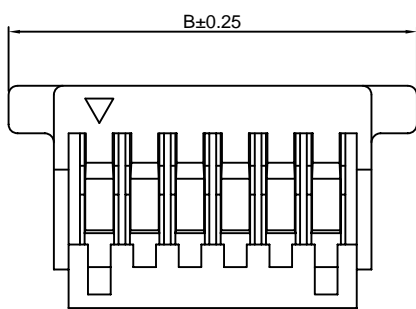
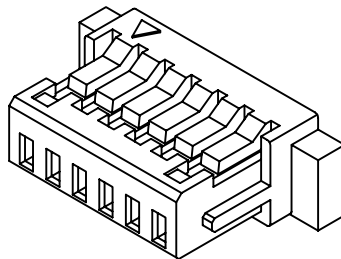
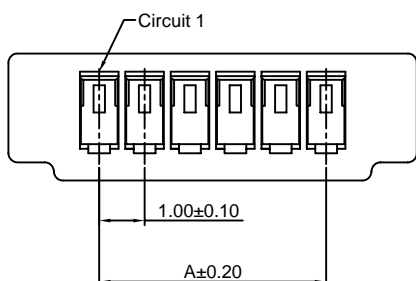
A1002H-XP - ***
1 2

1.Part No.

2.Material:

(Blank):PBT,UL94V-0

GWT:PBT,UL94V-0,GWT 750℃



Ordering Information & Dimensions:

PART NO.	Dimensions	
	A	B
2P	1.00	5.00
3P	2.00	6.00
4P	3.00	7.00
5P	4.00	8.00
6P	5.00	9.00
7P	6.00	10.00
8P	7.00	11.00
9P	8.00	12.00
10P	9.00	13.00
11P	10.00	14.00
12P	11.00	15.00
13P	12.00	16.00
14P	13.00	17.00
15P	14.00	18.00
16P	15.00	19.00
17P	16.00	20.00
18P	17.00	21.00
19P	18.00	22.00
20P	19.00	23.00

Unit: mm

A1002H-XP-2

1.00mm pitch Single Row Housing

Reference Informations:

- *Material:PBT,UL94V-0
- *Suitable CJT A1002-T series Terminal
- *Mates with CJT A1002WV-S,WR-S-XP series Single Row Wafer
- *Color:White

Ordering Information:

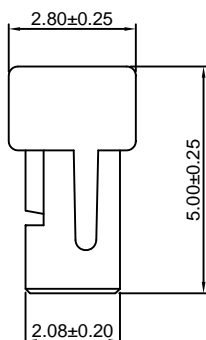
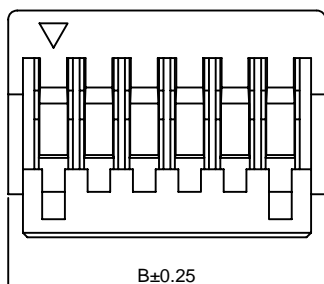
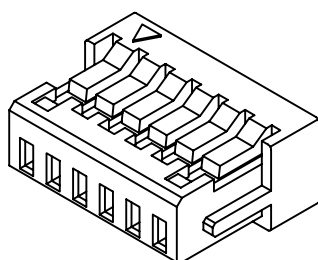
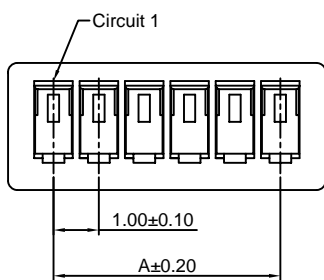
A1002H-XP-2 - ***
1 2

1.Part No.

2.Material:

(Blank):PBT,UL94V-0

GWT:PBT,UL94V-0,GWT 750℃



Ordering Information & Dimensions:

PART NO.	Dimensions	
	A	B
2P	1.00	3.00
3P	2.00	4.00
4P	3.00	5.00
5P	4.00	6.00
6P	5.00	7.00
7P	6.00	8.00
8P	7.00	9.00
9P	8.00	10.00
10P	9.00	11.00
11P	10.00	12.00
12P	11.00	13.00
13P	12.00	14.00
14P	13.00	15.00
15P	14.00	16.00
16P	15.00	17.00
17P	16.00	18.00
18P	17.00	19.00
19P	18.00	20.00
20P	19.00	21.00

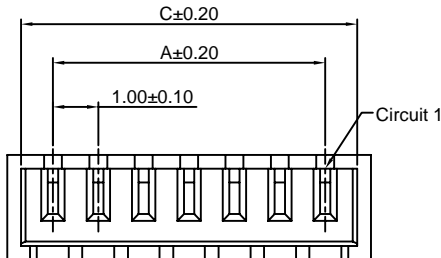
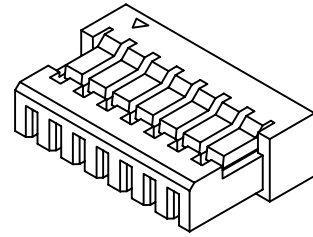
Unit: mm

A1002HA-XP

1.00mm pitch Single Row Housing

Reference Informations:

- *Material:PBT,UL94V-0
- *Suitable CJT A1002A-T series Terminal
- *Mates with CJT A1002WRA-S,WRE-S-XP series Single Row Wafer
- *Color:White



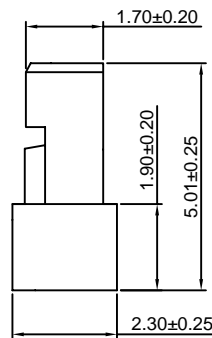
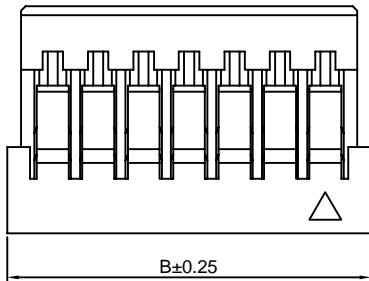
Ordering Information:

A1002HA-XP - ***
1 2

- 1.Part No.
- 2.Material:
(Blank):PBT,UL94V-0
GWT :PBT,UL94V-0,GWT 750 °C

Ordering Information & Dimensions:

PART NO.	Dimensions		
	A	B	C
2P	1.00	3.00	2.40
3P	2.00	4.00	3.40
4P	3.00	5.00	4.40
5P	4.00	6.00	5.40
6P	5.00	7.00	6.40
7P	6.00	8.00	7.40
8P	7.00	9.00	8.40
9P	8.00	10.00	9.40
10P	9.00	11.00	10.40
11P	10.00	12.00	11.40
12P	11.00	13.00	12.40
13P	12.00	14.00	13.40
14P	13.00	15.00	14.40
15P	14.00	16.00	15.40
16P	15.00	17.00	16.40
17P	16.00	18.00	17.40
18P	17.00	19.00	18.40
19P	18.00	20.00	19.40
20P	19.00	21.00	20.40



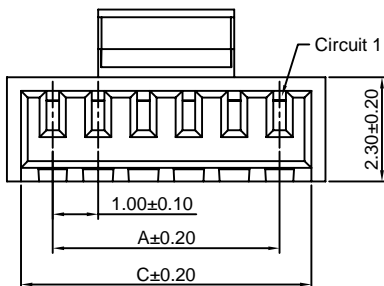
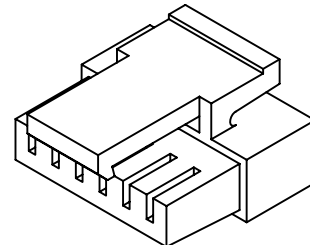
Unit:mm

A1002HB-XP

1.00mm pitch Single Row Housing

Reference Informations:

- *Material:Nylon 66,UL94V-0
- *Suitable CJT A1002A-T series Terminal
- *Mates with CJT A1002WVB-S,WRB-S-XP series Wafer
- *Color:White



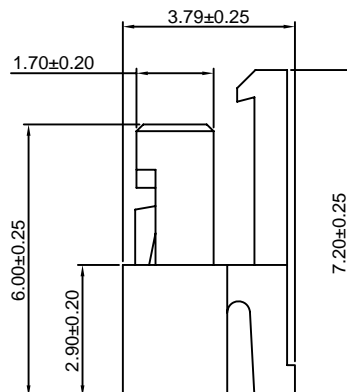
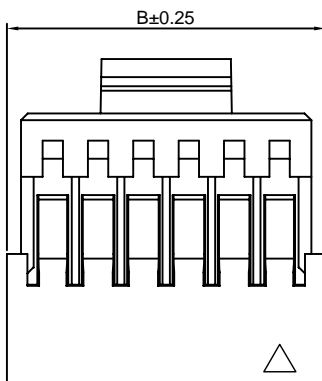
Ordering Information:

A1002HB-XP - ***
1 2

- 1.Part No.
- 2.Material:
(Blank):Nylon 66,UL94V-0
GWT :Nylon 66,UL94V-0,GWT 750 °C

Ordering Information & Dimensions:

PART NO.	Dimensions		
	A	B	C
2P	1.00	3.00	2.40
3P	2.00	4.00	3.40
4P	3.00	5.00	4.40
5P	4.00	6.00	5.40
6P	5.00	7.00	6.40
7P	6.00	8.00	7.40
8P	7.00	9.00	8.40
9P	8.00	10.00	9.40
10P	9.00	11.00	10.40
11P	10.00	12.00	11.40
12P	11.00	13.00	12.40
13P	12.00	14.00	13.40
14P	13.00	15.00	14.40
15P	14.00	16.00	15.40
16P	15.00	17.00	16.40
17P	16.00	18.00	17.40
18P	17.00	19.00	18.40
19P	18.00	20.00	19.40
20P	19.00	21.00	20.40



Unit:mm

A1002HC-XP

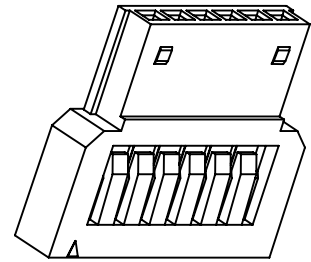
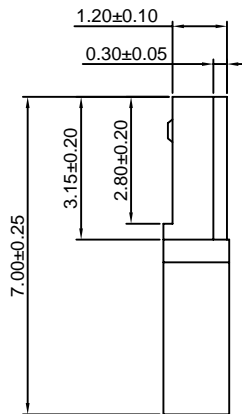
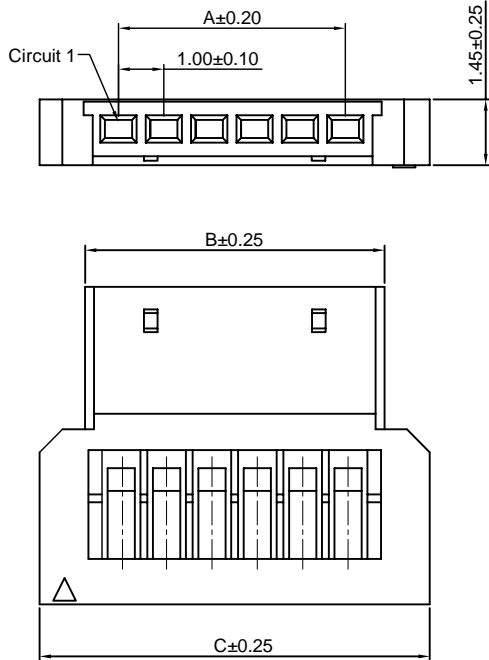
1.00mm pitch Single Row Housing

Reference Informations:

- *Material:Nylon 46,UL94V-0
- *Suitable CJT A1002C-T series Terminal
- *Color:Ivory

Ordering Information:

- A1002HC-XP - ***
 $\frac{1}{2}$
- 1.Part No.
 - 2.Material:
 (Blank):Nylon 46,UL94V-0
 GWT:Nylon 46,UL94V-0,GWT 750 °C



Ordering Information & Dimensions:

PART NO.	Dimensions		
	A	B	C
4P	3.00	4.60	6.60
6P	5.00	6.60	8.60

Unit:mm

A1002HD-XP

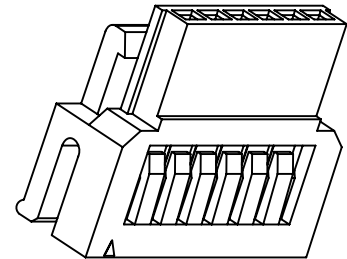
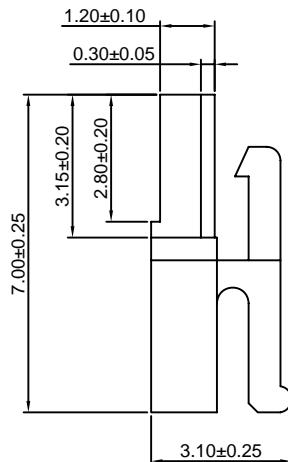
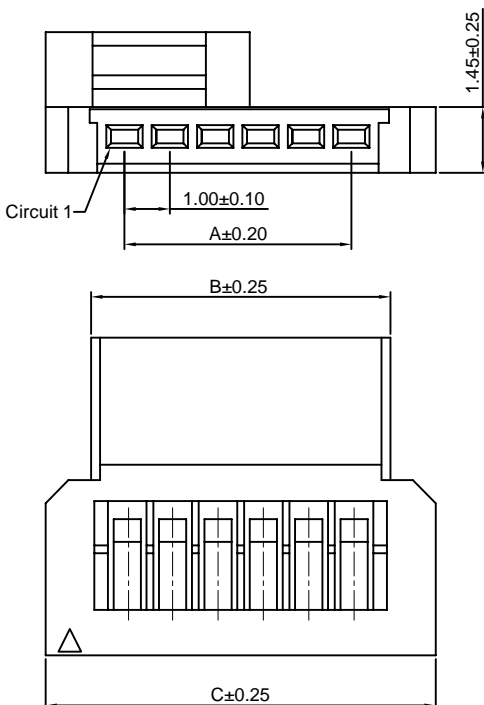
1.00mm pitch Single Row Housing

Reference Informations:

- *Material:Nylon 46,UL94V-0
- *Suitable CJT A1002C-T series Terminal
- *Color:Ivory

Ordering Information:

- A1002HD-XP - ***
 $\frac{1}{2}$
- 1.Part No.
 - 2.Material:
 (Blank):Nylon 46,UL94V-0
 GWT :Nylon 46,UL94V-0 GWT 750 °C



Ordering Information & Dimensions:

PART NO.	Dimensions		
	A	B	C
4P	3.00	4.60	6.60
6P	5.00	6.60	8.60

Unit:mm

A1002HE-XP

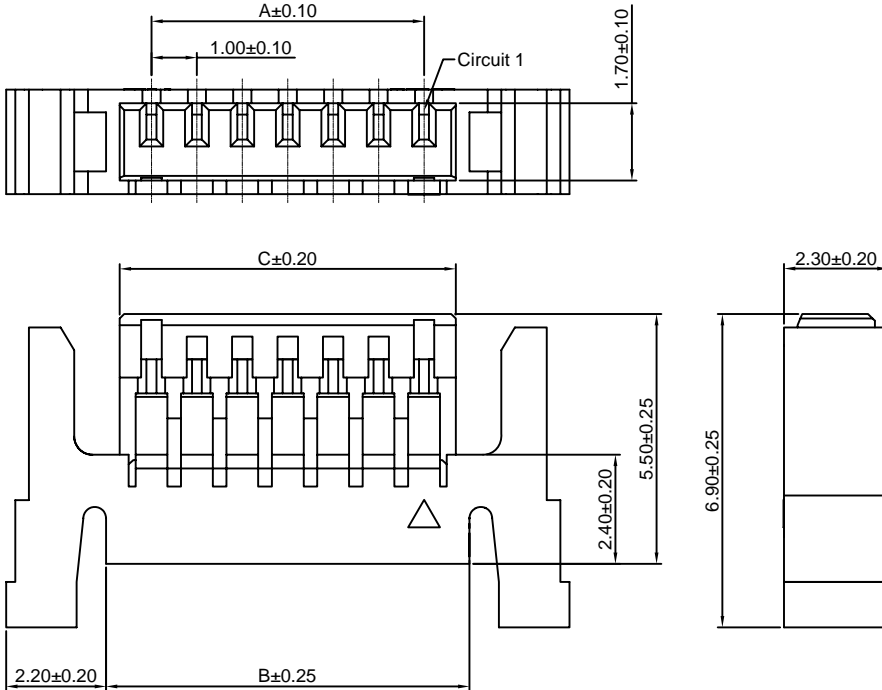
1.00mm pitch Single Row Housing

Reference Informations:

- *Material:Nylon 66,UL94V-0
- *Suitable CJT A1002A-T series Terminal
- *Mates with CJT A1002WRC-S-XP series Wafer
- *Color:White

Ordering Information:

- A1002HE-XP - ***
 $\frac{1}{2}$
- 1.Part No.
 - 2.Material:
 (Blank):Nylon 66,UL94V-0
 GWT:Nylon 66,UL94V-0,GWT 750 °C



Ordering Information & Dimensions:

PART NO.	Dimensions		
	A	B	C
2P	1.00	3.00	2.40
3P	2.00	4.00	3.40
4P	3.00	5.00	4.40
5P	4.00	6.00	5.40
6P	5.00	7.00	6.40
7P	6.00	8.00	7.40
8P	7.00	9.00	8.40
9P	8.00	10.00	9.40
10P	9.00	11.00	10.40
11P	10.00	12.00	11.40
12P	11.00	13.00	12.40
13P	12.00	14.00	13.40
14P	13.00	15.00	14.40
15P	14.00	16.00	15.40
16P	15.00	17.00	16.40
17P	16.00	18.00	17.40
18P	17.00	19.00	18.40
19P	18.00	20.00	19.40
20P	19.00	21.00	20.40

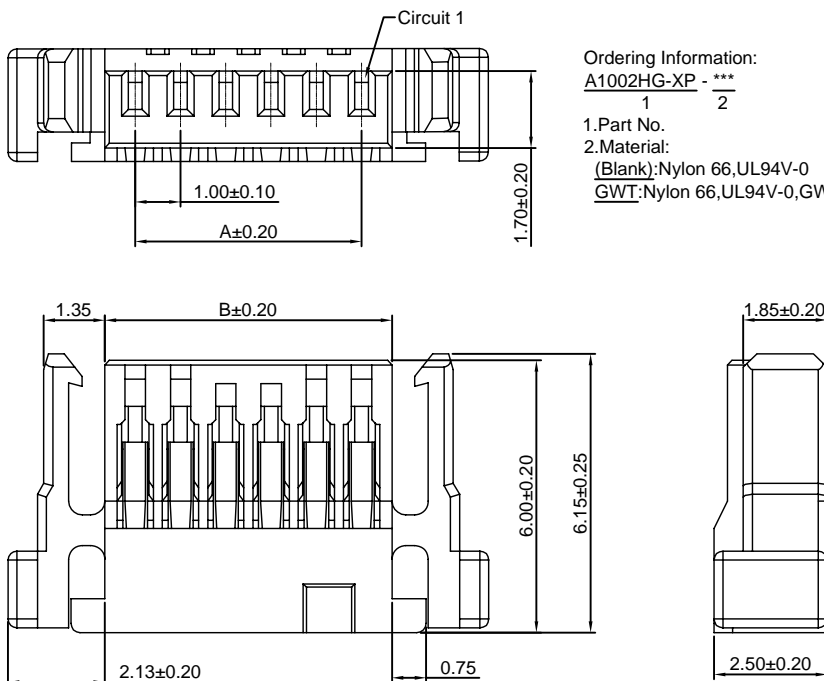
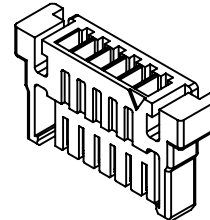
Unit:mm

A1002HG-XP

1.00mm pitch 180° Single Row Housing

Reference Informations:

- *Material:Nylon 66,UL94V-0
- *Suitable CJT A1002D-T series Terminal
- *Mates with CJT A1002WRD-S-XP series Wafer
- *Color:White



Ordering Information:

- A1002HG-XP - ***
 $\frac{1}{2}$
- 1.Part No.
 - 2.Material:
 (Blank):Nylon 66,UL94V-0
 GWT:Nylon 66,UL94V-0,GWT 750 °C

Ordering Information & Dimensions:

PART NO.	Dimensions	
	A	B
2P	1.00	2.30
3P	2.00	3.30
4P	3.00	4.30
5P	4.00	5.30
6P	5.00	6.30
7P	6.00	7.30
8P	7.00	8.30
9P	8.00	9.30
10P	9.00	10.30
11P	10.00	11.30
12P	11.00	12.30
13P	12.00	13.30
14P	13.00	14.30
15P	14.00	15.30
16P	15.00	16.30
17P	16.00	17.30
18P	17.00	18.30
19P	18.00	19.30
20P	19.00	20.30

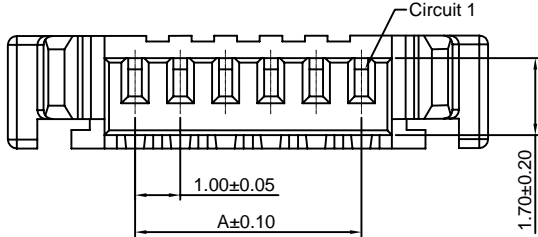
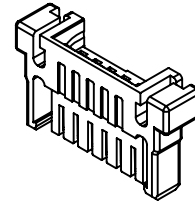
Unit:mm

A1002HI-XP

1.00mm pitch 90° Single Row Housing

Reference Informations:

- *Material:Nylon 66,UL94V-0
- *Suitable CJT A1002D-T series Terminal
- *Mates with CJT A1002WRD-S-XP series Wafer
- *Color:White



Ordering Information:

A1002HI-XP - ***
1 2

1.Part No.

2.Material:

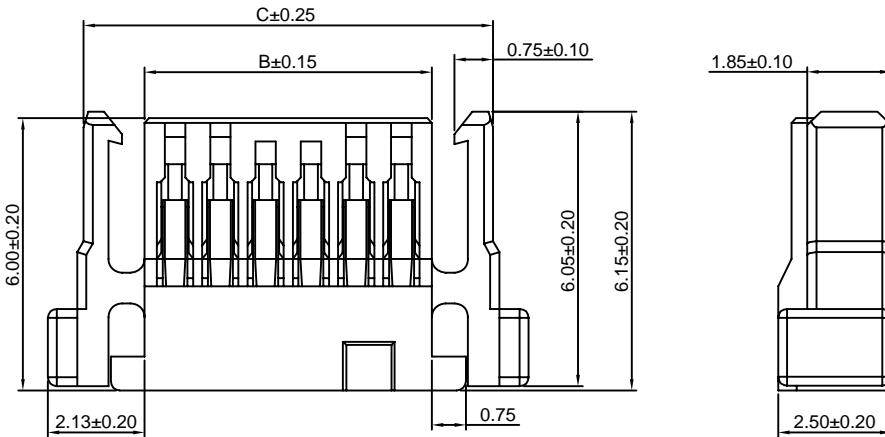
(Blank):Nylon 66,UL94V-0

GWT :Nylon 66,UL94V-0 GWT 750 °C

Ordering Information & Dimensions:

PART NO.	Dimensions	
	A	B
2P	1.00	2.30
3P	2.00	3.30
4P	3.00	4.30
5P	4.00	5.30
6P	5.00	6.30
7P	6.00	7.30
8P	7.00	8.30
9P	8.00	9.30
10P	9.00	10.30
11P	10.00	11.30
12P	11.00	12.30
13P	12.00	13.30
14P	13.00	14.30
15P	14.00	15.30
16P	15.00	16.30
17P	16.00	17.30
18P	17.00	18.30
19P	18.00	19.30
20P	19.00	20.30

Unit:mm



A1002HJ-XP

1.00mm pitch Single Row Housing

Reference Informations:

- *Material:Nylon 66,UL94V-0
- *Mates with CJT A1002WRJ-F-XP series Wafer
- *Color:Black

Ordering Information:

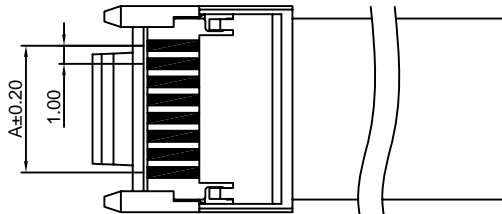
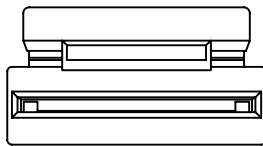
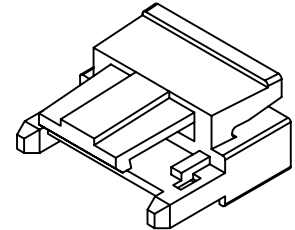
A1002HJ-XP - ***
1 2

1.Part No.

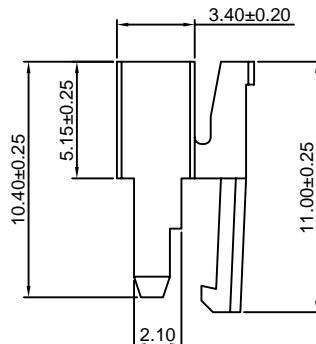
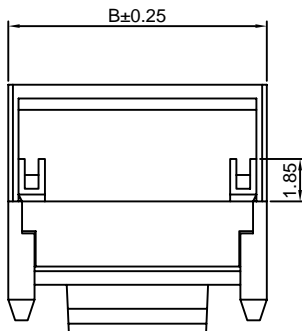
2.Material:

(Blank):Nylon 66,UL94V-0

GWT :Nylon 66,UL94V-0,GWT 750 °C



The FPC cable in the schematic diagram



Ordering Information & Dimensions:

PART NO.	Dimensions	
	A	B
4P	3.00	7.35
5P	4.00	8.35
6P	5.00	9.35
7P	6.00	10.35
8P	7.00	11.35
9P	8.00	12.35
10P	9.00	13.35
11P	10.00	14.35
12P	11.00	15.35
13P	12.00	16.35
14P	13.00	17.35
15P	14.00	18.35
16P	15.00	19.35
17P	16.00	20.35
18P	17.00	21.35
19P	18.00	22.35
20P	19.00	23.35
30P	29.00	33.35

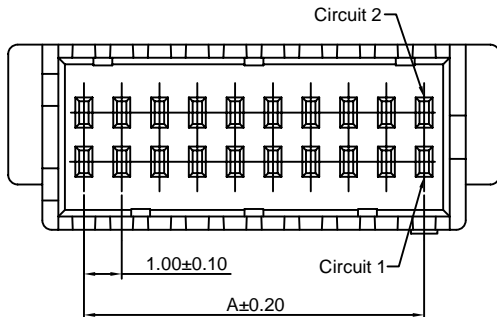
Unit:mm

A1002H-2xXP

1.00mm pitch Dual Row Housing

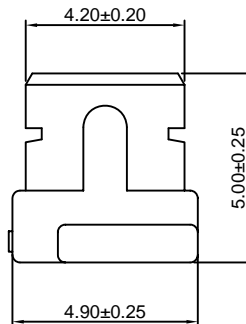
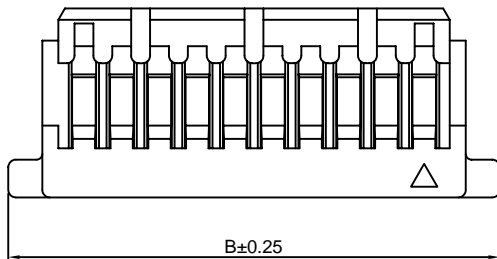
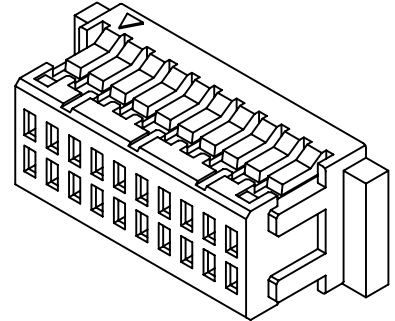
Reference Informations:

- *Material: PBT, UL94V-0
- *Suitable CJT A1002-T series Terminal
- *Mates with CJT A1002WV-S, WR-S-2xXP, A1002WV-S-F-2xXP series Dual Row Wafer
- *Color: White



Ordering Information:
A1002HI-2xXP - ***
1 2

- 1. Part No.
- 2. Material:
(Blank): PBT, UL94V-0
GWT: PBT, UL94V-0, GWT 750 °C



Ordering Information & Dimensions:

PART NO.	Dimensions	
	A	B
2x6P	5.00	9.00
2x8P	7.00	11.00
2x10P	9.00	13.00
2x15P	14.00	18.00
2x20P	19.00	23.00
2x25P	24.00	28.00

Unit: mm

A1002WV-S-XP

1.00mm pitch 180° Single Row Wafer - SMT TYPE

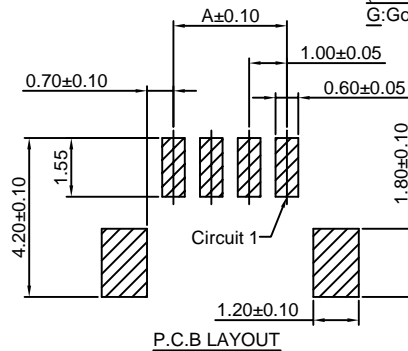
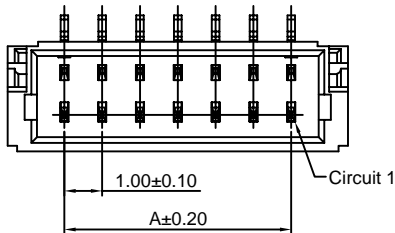
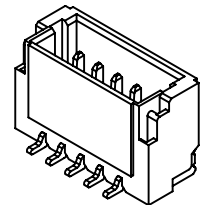
Reference Informations:

- *Material: Pin: Phosphor Bronze/Tin over Nickel
Solder Tabs: Phosphor Bronze/Tin over Nickel
Insulator: Nylon 6T, UL94V-0
- *Mates with CJT A1002H-XP(-2) series Single Row Housing
- *Color: Ivory

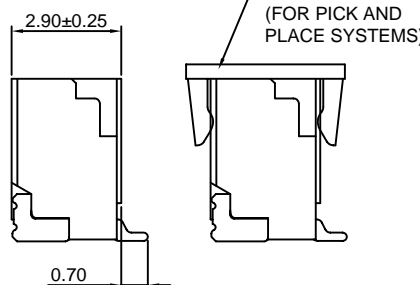
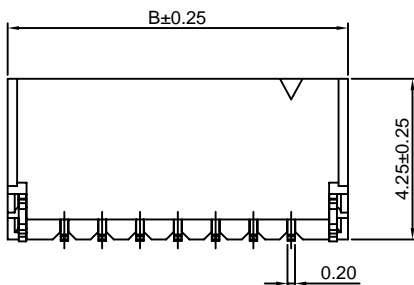
Ordering Information:

A1002WV-S-XP - *** - **
1 2 3

- 1. Part No.
- 2. Material:
(Blank): Nylon 6T, UL94V-0
GWT: Nylon 6T, UL94V-0, GWT 750 °C
- 3. Finish:
(Blank): Tin over Nickel
G: Gold over Nickel



P.C.B LAYOUT



Ordering Information & Dimensions:

PART NO.	Dimensions	
	A	B
2P	1.00	4.00
3P	2.00	5.00
4P	3.00	6.00
5P	4.00	7.00
6P	5.00	8.00
7P	6.00	9.00
8P	7.00	10.00
9P	8.00	11.00
10P	9.00	12.00
11P	10.00	13.00
12P	11.00	14.00
13P	12.00	15.00
14P	13.00	16.00
15P	14.00	17.00
16P	15.00	18.00
17P	16.00	19.00
18P	17.00	20.00
19P	18.00	21.00
20P	19.00	22.00

Unit: mm

A1002WR-S-XP

1.00mm pitch 90° Single Row Wafer - SMT TYPE

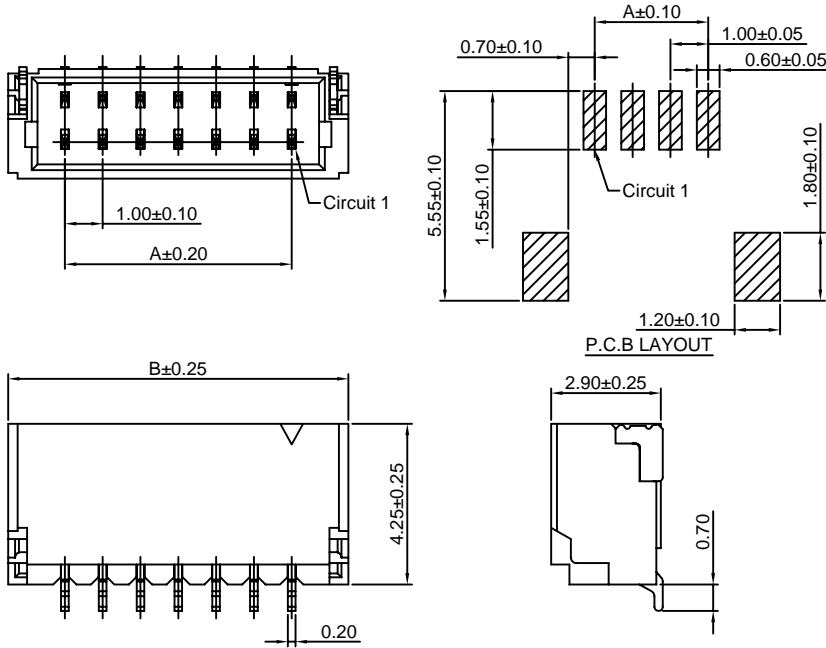
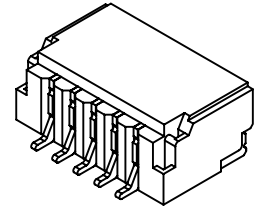
Reference Informations:

- *Material:Pin:Phosphor Bronze/Tin over Nickel
Solder Tabs: Phosphor Bronze/Tin over Nickel
Insulator:Nylon 6T,UL94V-0
- *Mates with CJT A1002H-XP(-2) series Single Row Housing
- *Color:Ivory

Ordering Information:

A1002WR-S-XP - *** - **
1 2 3

- 1.Part No.
- 2.Material:
(Blank):Nylon 6T,UL94V-0
GWT:Nylon 6T,UL94V-0,GWT 750 °C
- 3.Finish:
(Blank):Tin over Nickel
G:Gold over Nickel



Ordering Information & Dimensions:

PART NO.	Dimensions	
	A	B
2P	1.00	4.00
3P	2.00	5.00
4P	3.00	6.00
5P	4.00	7.00
6P	5.00	8.00
7P	6.00	9.00
8P	7.00	10.00
9P	8.00	11.00
10P	9.00	12.00
11P	10.00	13.00
12P	11.00	14.00
13P	12.00	15.00
14P	13.00	16.00
15P	14.00	17.00
16P	15.00	18.00
17P	16.00	19.00
18P	17.00	20.00
19P	18.00	21.00
20P	19.00	22.00

Unit: mm

A1002WRA-S-XP

1.00mm pitch 90° Single Row Wafer - SMT TYPE

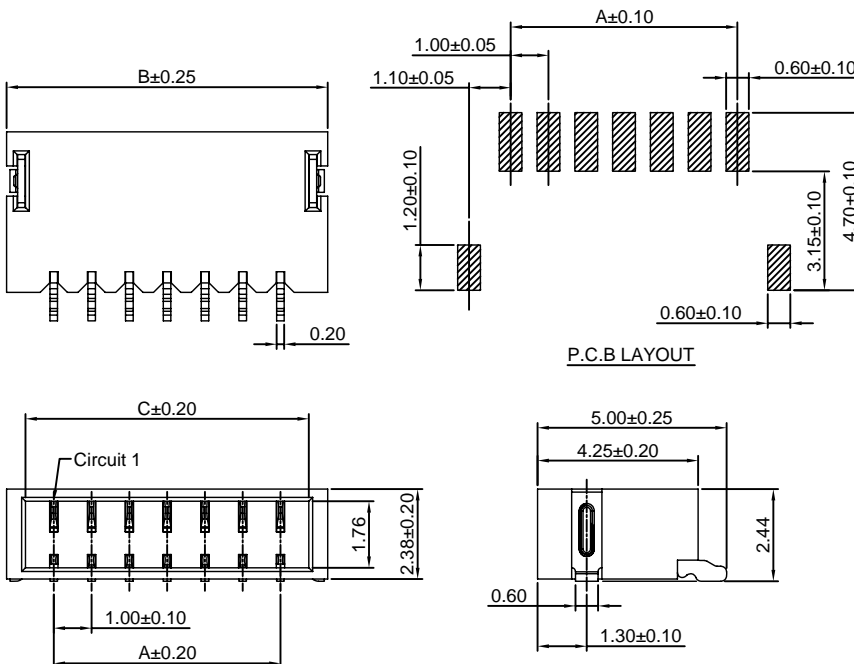
Reference Informations:

- *Material:Pin:Brass/Tin over Nickel
Solder Tabs: Brass/Tin over Nickel
Insulator:Nylon 6T,UL94V-0
- *Mates with CJT A1002HA-XP series Single Row Housing
- *Color:Ivory

Ordering Information:

A1002WRA-S-XP - *** - **
1 2 3

- 1.Part No.
- 2.Material:
(Blank):Nylon 6T,UL94V-0
GWT:Nylon 6T,UL94V-0,GWT 750 °C
- 3.Finish:
(Blank):Tin over Nickel
G:Gold over Nickel



Ordering Information & Dimensions:

PART NO.	Dimensions		
	A	B	C
2P	1.00	3.50	2.50
3P	2.00	4.50	3.50
4P	3.00	5.50	4.50
5P	4.00	6.50	5.50
6P	5.00	7.50	6.50
7P	6.00	8.50	7.50
8P	7.00	9.50	8.50
9P	8.00	10.50	9.50
10P	9.00	11.50	10.50
11P	10.00	12.50	11.50
12P	11.00	13.50	12.50
13P	12.00	14.50	13.50
14P	13.00	15.50	14.50
15P	14.00	16.50	15.50
16P	15.00	17.50	16.50
17P	16.00	18.50	17.50
18P	17.00	19.50	18.50
19P	18.00	20.50	19.50
20P	19.00	21.50	20.50

Unit: mm

A1002WVB-S-XP

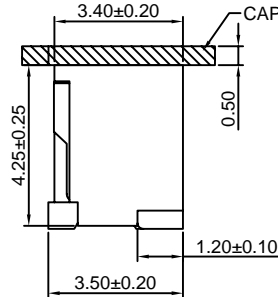
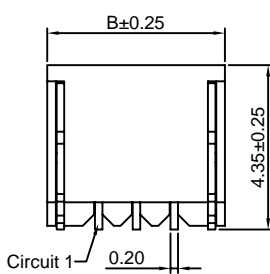
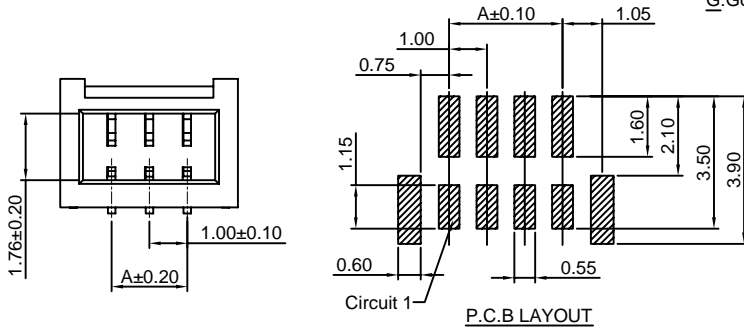
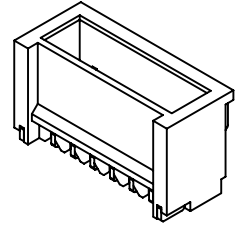
1.00mm pitch 180° Single Row Wafer - SMT TYPE

Reference Informations:

- *Material: Pin: Phosphor Bronze/Tin over Nickel
Solder Tabs: Phosphor Bronze/Tin over Nickel
Insulator: Nylon 9T, UL94V-0
- *Mates with CJT A1002HB-XP series Single Row Housing
- *Color: Ivory

Ordering Information:

- A1002WVB-S-2xXP - *** - **
 $\frac{1}{2} \frac{3}{3}$
1. Part No.
 2. Material:
(Blank): Nylon 9T, UL94V-0
GWT: Nylon 9T, UL94V-0, GWT 750 °C
 3. Finish:
(Blank): Tin over Nickel
G: Gold over Nickel



Ordering Information & Dimensions:

PART NO.	Dimensions	
	A	B
2P	1.00	3.70
3P	2.00	4.70
4P	3.00	5.70
5P	4.00	6.70
6P	5.00	7.70
7P	6.00	8.70
8P	7.00	9.70
9P	8.00	10.70
10P	9.00	11.70
11P	10.00	12.70
12P	11.00	13.70
13P	12.00	14.70
14P	13.00	15.70
15P	14.00	16.70
16P	15.00	17.70
17P	16.00	18.70
18P	17.00	19.70
19P	18.00	20.70
20P	19.00	21.70

Unit: mm

A1002WRB-S-XP

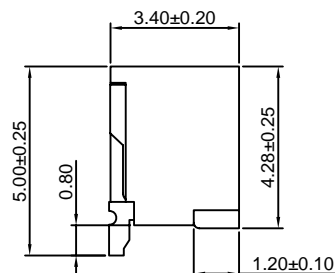
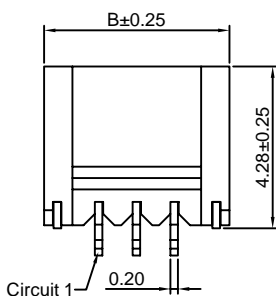
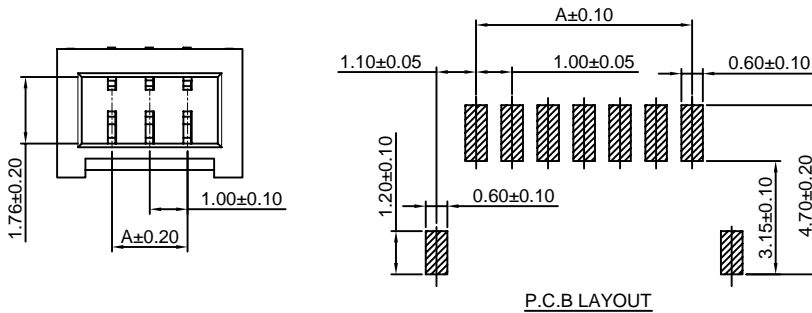
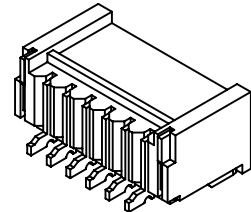
1.00mm pitch 90° Single Row Wafer - SMT TYPE

Reference Informations:

- *Material: Pin: Phosphor Bronze/Tin over Nickel
Solder Tabs: Phosphor Bronze/Tin over Nickel
Insulator: Nylon 9T, UL94V-0
- *Mates with CJT A1002HB-XP series Single Row Housing
- *Color: Ivory

Ordering Information:

- A1002WRB-S-2xXP - *** - **
 $\frac{1}{2} \frac{3}{3}$
1. Part No.
 2. Material:
(Blank): Nylon 9T, UL94V-0
GWT: Nylon 9T, UL94V-0, GWT 750 °C
 3. Finish:
(Blank): Tin over Nickel
G: Gold over Nickel



Ordering Information & Dimensions:

PART NO.	Dimensions	
	A	B
2P	1.00	3.70
3P	2.00	4.70
4P	3.00	5.70
5P	4.00	6.70
6P	5.00	7.70
7P	6.00	8.70
8P	7.00	9.70
9P	8.00	10.70
10P	9.00	11.70
11P	10.00	12.70
12P	11.00	13.70
13P	12.00	14.70
14P	13.00	15.70
15P	14.00	16.70
16P	15.00	17.70
17P	16.00	18.70
18P	17.00	19.70
19P	18.00	20.70
20P	19.00	21.70

Unit: mm

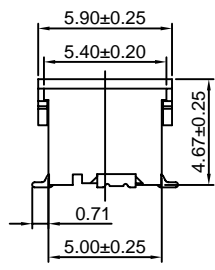
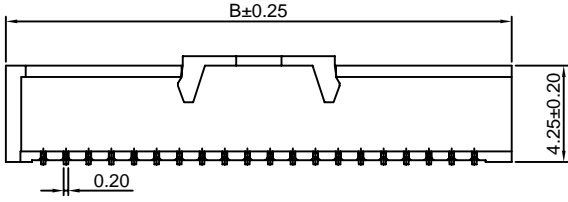
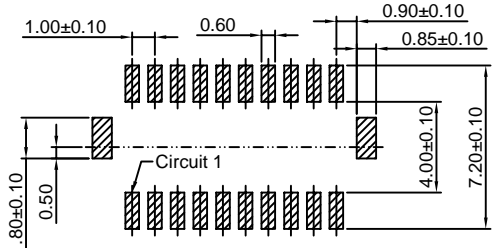
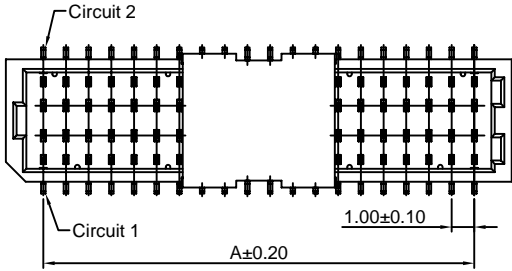
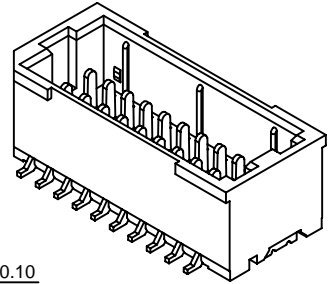
A1002WV-S-2xXP

1.00mm pitch 180° Dual Row Wafer - SMT TYPE

Reference Informations:

- *Material: Pin: Phosphor Bronze/Tin over Nickel
Solder Tabs: Phosphor Bronze/Tin over Nickel
Insulator: Nylon 6T, UL94V-0
- *Mates with CJT A1002H-2xXP series Dual Row Housing
- *Color: Ivory

Ordering Information:
 A1002WV-S-2xXP - *** - **
 1 2 3
 1. Part No.
 2. Material:
 (Blank): Nylon 6T, UL94V-0
 GWT: Nylon 6T, UL94V-0, GWT 750 °C
 3. Finish:
 (Blank): Tin over Nickel
 G: Gold over Nickel



Ordering Information & Dimensions:

PART NO.	Dimensions	
	A	B
2x6P	5.00	8.30
2x8P	7.00	10.30
2x10P	9.00	12.30
2x15P	14.00	17.30
2x20P	19.00	22.30
2x25P	24.00	27.30

Unit: mm

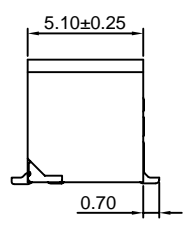
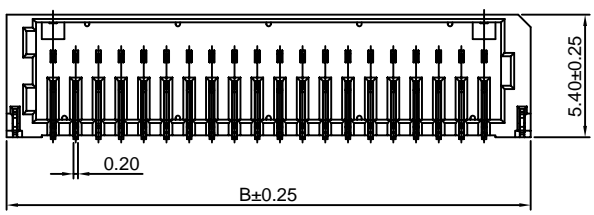
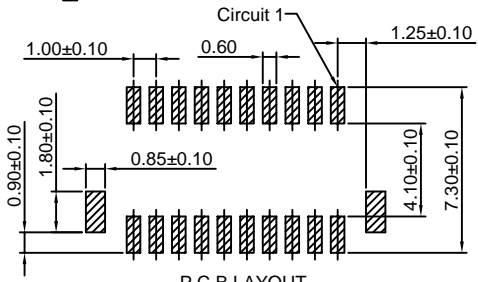
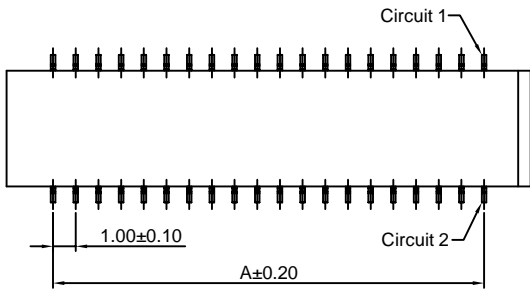
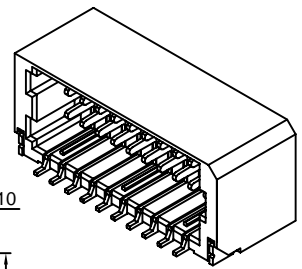
A1002WR-S-2xXP

1.00mm pitch 90° Dual Row Wafer - SMT TYPE

Reference Informations:

- *Material: Pin: Phosphor Bronze/Tin over Nickel
Solder Tabs: Phosphor Bronze/Tin over Nickel
Insulator: Nylon 6T, UL94V-0
- *Mates with CJT A1002H-2xXP series Dual Row Housing
- *Color: Ivory

Ordering Information:
 A1002WR-S-2xXP - *** - **
 1 2 3
 1. Part No.
 2. Material:
 (Blank): Nylon 6T, UL94V-0
 GWT: Nylon 6T, UL94V-0, GWT 750 °C
 3. Finish:
 (Blank): Tin over Nickel
 G: Gold over Nickel



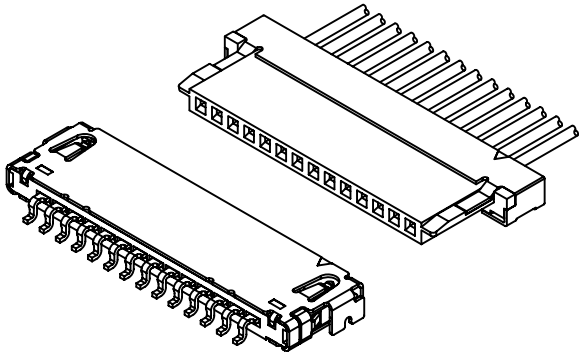
Ordering Information & Dimensions:

PART NO.	Dimensions	
	A	B
2x6P	5.00	8.30
2x8P	7.00	10.30
2x10P	9.00	12.30
2x15P	14.00	17.30
2x20P	19.00	22.30
2x25P	24.00	27.30

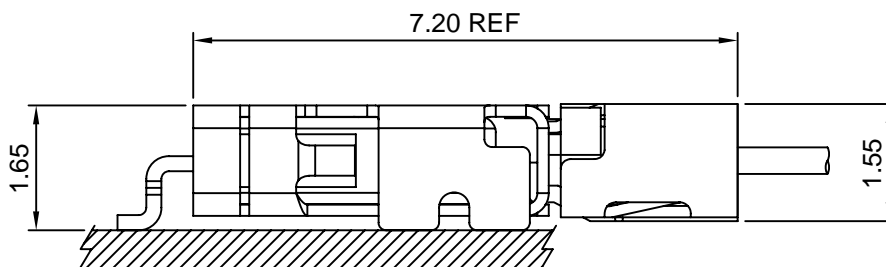
Unit: mm

Specifications

- Current rating:1A AC,DC
- Voltage rating:100V AC,DC
- Temperature range:-40°C~+105°C
- Contact resistance:30mΩMax.
- Insulation resistance:500MΩMin.
- Withstanding voltage:500V AC/minute
- *Compliant with RoHS and REACH*
- *Meet the HF/Halogen Free,need to customize*
- *Contact CJT for details*



Assembly layout

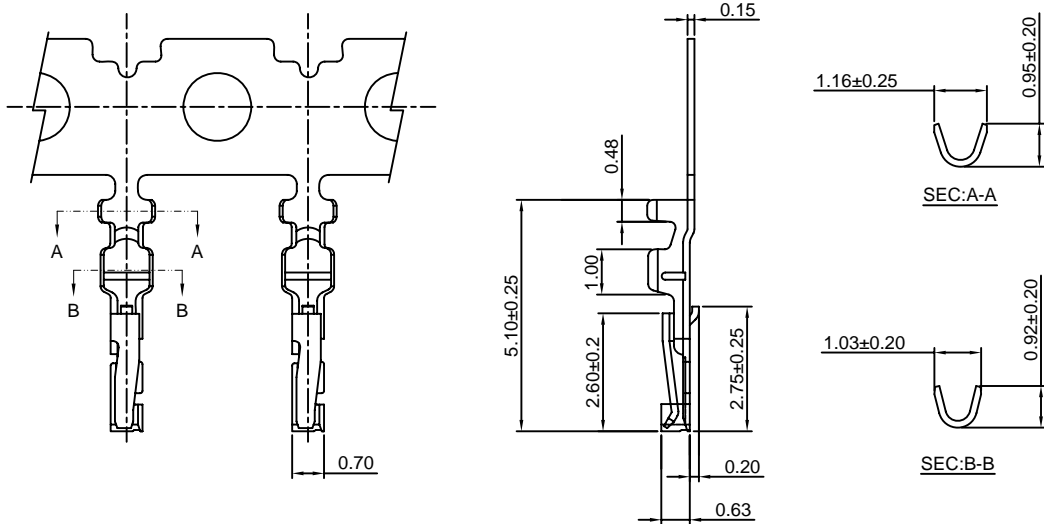


A1004-T

1.00mm pitch Crimp Terminal

Reference Informations:

*Used in CJT A1004H-XP series Housing



Ordering information & Specifications:

Unit:mm

Part NO.	Wire Range	Insulation O.D.	Material	Finish	Qty/reel
A1004-GP	AWG#28-#32	0.60mm(max)	Phosphor Bronze	Gold over Nickel	15,000 PCS

Optional Gold plating available but MOQ requested

A1004H-XP

1.00mm pitch Housing

Reference Informations:

*Material: Insulator:Nylon 66,UL94V-0

Shell:Phosphor Bronze/Tin over Nickel

*Suitable CJT A1004-T series Terminal

*Mates with CJT A1004WR-S-XP series Wafer

*Color:Ivory

Ordering Information:

A1004H-XP - ***

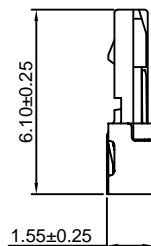
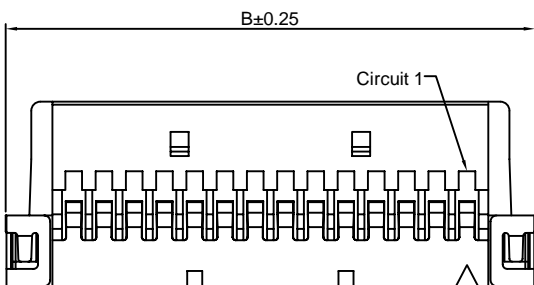
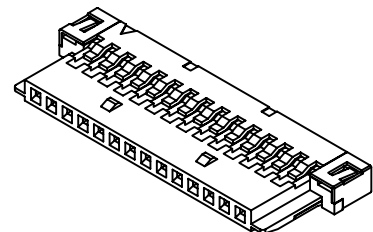
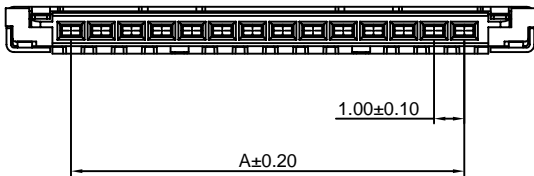
1 2

1.Part No.

2.Material:

(Blank):Nylon 66,UL94V-0

GWT:Nylon 66,UL94V-0,GWT 750°C



Ordering Information & Dimensions:

PART NO.	Dimensions	
	A	B
8P	7.00	11.50
14P	13.00	17.50
20P	19.00	23.50
30P	29.00	33.50

Unit: mm

A1004WR-S-XP

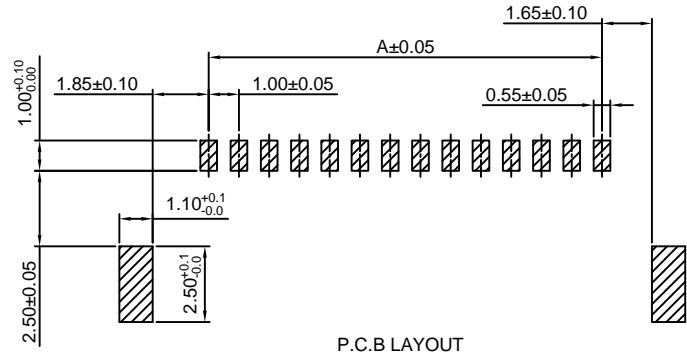
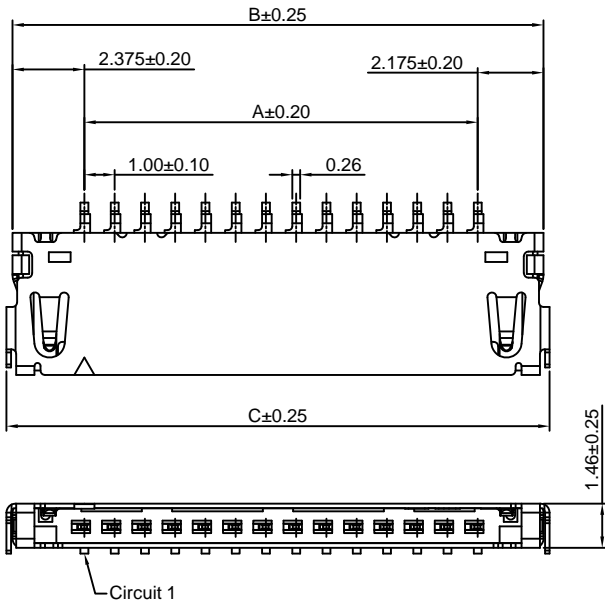
1.00mm pitch 90° Wafer-SMT TYPE

Reference Informations:

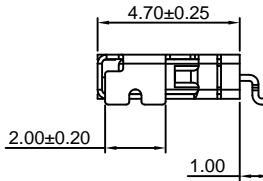
- *Material:Pin:Phosphor Bronze/Gold over Nickel
Shell:Phosphor Bronze/Tin over Nickel
Insulator:Nylon 6T,UL94V-0
- *Mates with CJT A1004H-XP series Housing
- *Color:Ivory

Ordering Information:

- A1004WR-S-XP - ***
1 2
- 1.Part No.
 - 2.Material:
(Blank):Nylon 6T,UL94V-0
GWT:Nylon 6T,UL94V-0,GWT 750 °C



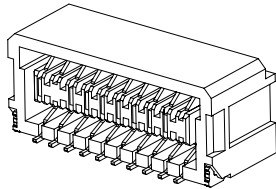
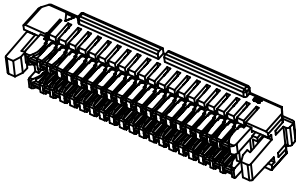
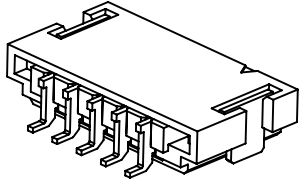
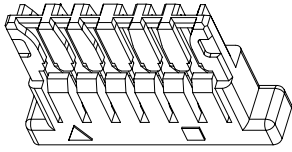
P.C.B LAYOUT



Ordering Information & Dimensions:

PART NO.	Dimensions		
	A	B	C
8P	7.00	11.50	11.95
14P	13.00	17.50	17.95
20P	19.00	23.50	23.95
30P	29.00	33.50	33.95

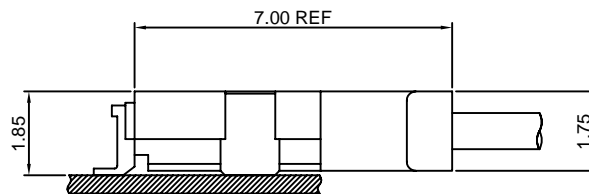
Unit: mm



Specifications

- Current rating:1A AC,DC
- Voltage rating:50V AC,DC
- Temperature range:-40°C~+105°C
- Contact resistance:20mΩMax.
- Insulation resistance:100MΩMin.
- Withstanding voltage:500V AC/minute
- *Compliant with RoHS and REACH*
- *Meet the HF/Halogen Free,need to customize*
- *Contact CJT for details*

Assembly layout

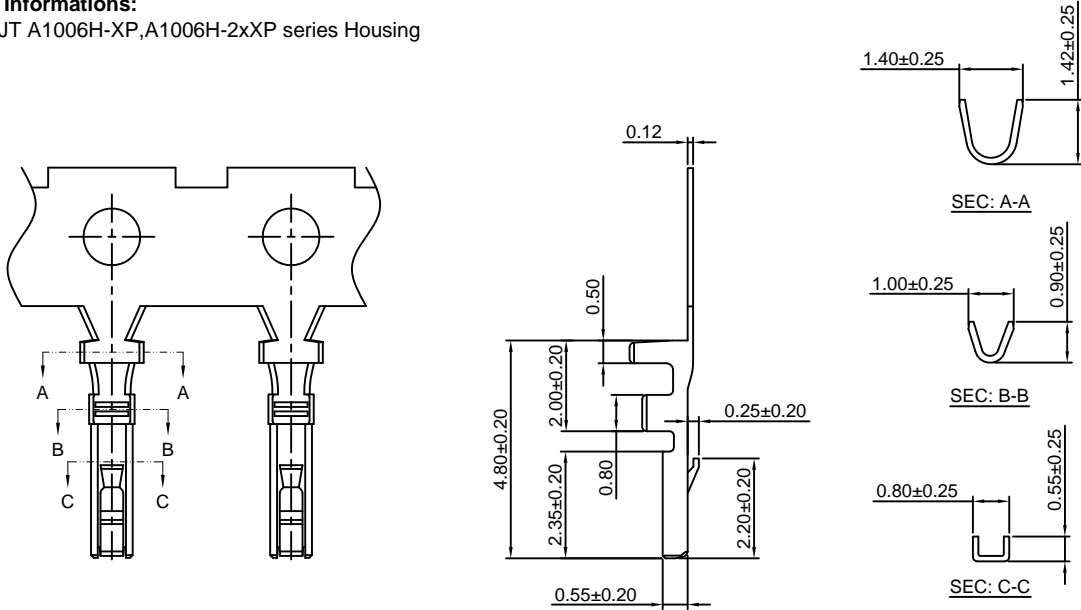


A1006-T

1.00mm pitch Crimp Terminal

Reference Informations:

*Used in CJT A1006H-XP, A1006H-2xXP series Housing



Ordering information & Specifications:

Unit:mm

Part NO.	Wire Range	Insulation O.D.	Material	Finish	Qty/reel
A1006-TP	AWG#28-#32	0.80mm(max)	Phosphor Bronze	Tin over Nickel	20,000 PCS
A1006-GP	AWG#28-#32	0.80mm(max)	Phosphor Bronze	Gold over Nickel	20,000 PCS

Optional Gold plating available but MOQ requested

A1006H-XP

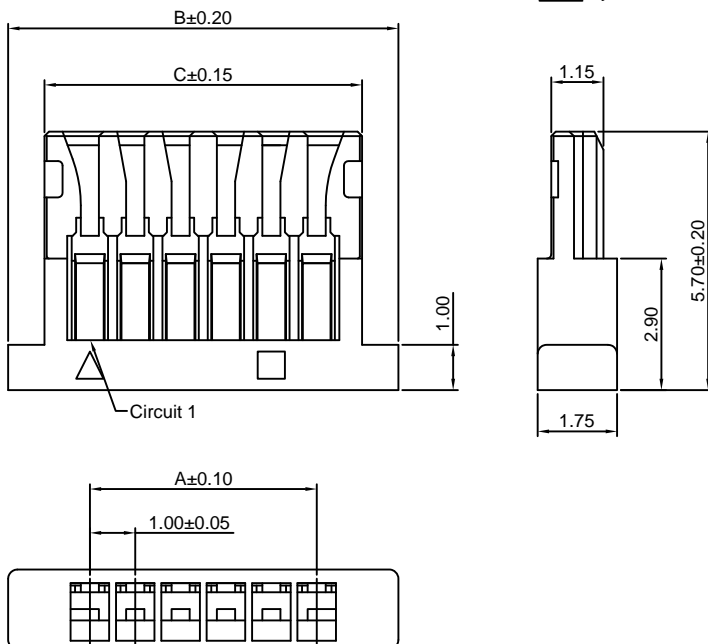
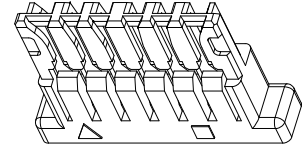
1.00mm pitch Single Row Housing

Reference Informations:

- *Material: Insulator:Nylon 66,UL94V-0
- *Suitable CJT A1006-T series Terminal
- *Mates with CJT A1006WR-S-XP series Single Row Wafer
- *Color:White

Ordering Information:

- A1006H-XP - ***
 1 2
 1.Part No.
 2.Material:
 (Blank):Nylon 66,UL94V-0
 GWT:Nylon 66,UL94V-0,GWT 750 °C



Ordering Information & Dimensions:

PART NO.	Dimensions		
	A	B	C
2P	1.00	4.60	3.00
3P	2.00	5.60	4.00
4P	3.00	6.60	5.00
5P	4.00	7.60	6.00
6P	5.00	8.60	7.00
7P	6.00	9.60	8.00
8P	7.00	10.60	9.00
9P	8.00	11.60	10.00
10P	9.00	12.60	11.00
11P	10.00	13.60	12.00
12P	11.00	14.60	13.00
13P	12.00	15.60	14.00
14P	13.00	16.60	15.00
15P	14.00	17.60	16.00
16P	15.00	18.60	17.00
20P	19.00	22.60	21.00
22P	21.00	24.60	23.00
26P	25.00	28.60	27.00
30P	29.00	32.60	31.00

Unit: mm

A1006H-2xXP

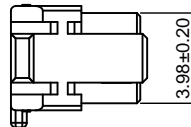
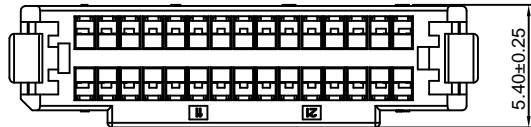
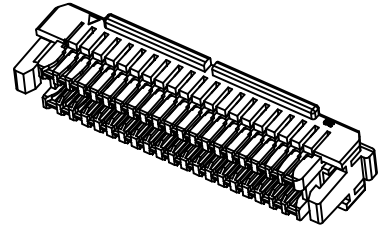
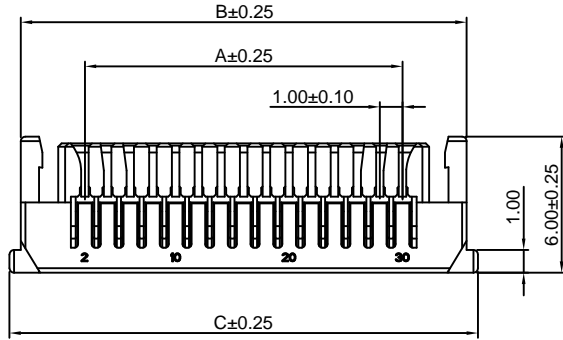
1.00mm pitch Dual Row Housing

Reference Informations:

- *Material: PBT,UL94V-0
- *Suitable CJT A1006-T series Terminal
- *Mates with CJT A1006WV-S-2xXP series Dual Row Wafer
- *Color:Natural

Ordering Information:

- A1006H-2xXP - ***
 1 2
 1.Part No.
 2.Material:
 (Blank):PBT,UL94V-0
 GWT:PBT,UL94V-0,GWT 750°C



Ordering Information & Dimensions:

PART NO.	Dimensions		
	A	B	C
2x10P	9.00	14.70	15.70
2x15P	14.00	19.70	20.70
2x20P	19.00	24.70	25.70
2x25P	24.00	29.70	30.70

Unit: mm

A1006WR-S-XP

1.00mm pitch 90° Single Row Wafer-SMT TYPE

Reference Informations:

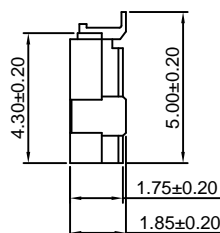
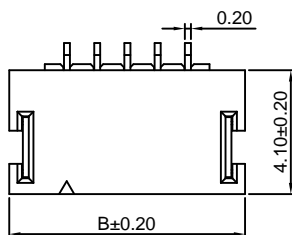
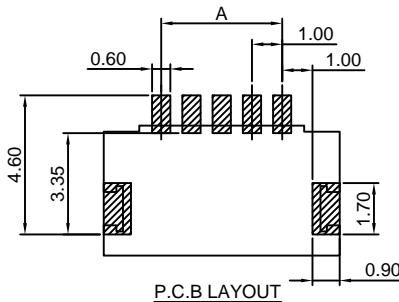
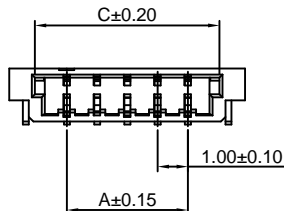
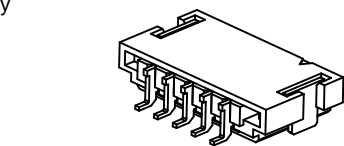
- *Material:Pin:Phosphor Bronze/Tin over Nickel
Insulator:Nylon 9T,UL94V-0
- *Mates with CJT A1006H-XP series Single Row Housing
- *Color:Ivory

Ordering Information:

- A1006WR-S-XP - ***
 1 2
 1.Part No.
 2.Material:
 (Blank):Nylon 9T,UL94V-0
 GWT:Nylon 9T,UL94V-0,GWT 750°C

Ordering Information & Dimensions:

PART NO.	Dimensions		
	A	B	C
2P	1.00	4.80	3.10
3P	2.00	5.80	4.10
4P	3.00	6.80	5.10
5P	4.00	7.80	6.10
6P	5.00	8.80	7.10
7P	6.00	9.80	8.10
8P	7.00	10.80	9.10
9P	8.00	11.80	10.10
10P	9.00	12.80	11.10
11P	10.00	13.80	12.10
12P	11.00	14.80	13.10
13P	12.00	15.80	14.10
14P	13.00	16.80	15.10
15P	14.00	17.80	16.10
16P	15.00	18.80	17.10
17P	16.00	19.80	18.10
18P	17.00	20.80	19.10
19P	18.00	21.80	20.10
20P	19.00	22.80	21.10
21P	20.00	23.80	22.10
22P	21.00	24.80	23.10
23P	22.00	25.80	24.10
24P	23.00	26.80	25.10
25P	24.00	27.80	26.10
26P	25.00	28.80	27.10
27P	26.00	29.80	28.10
28P	27.00	30.80	29.10
29P	28.00	31.80	30.10
30P	29.00	32.80	31.10



A1006WV-S-2xXP

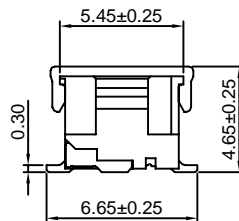
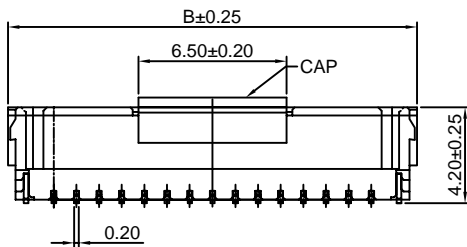
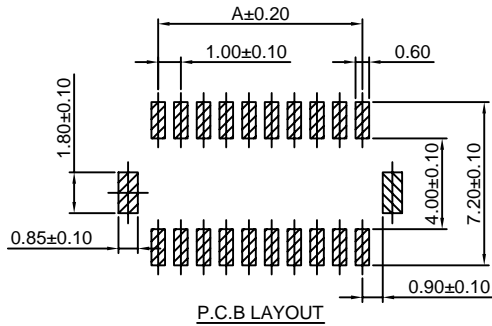
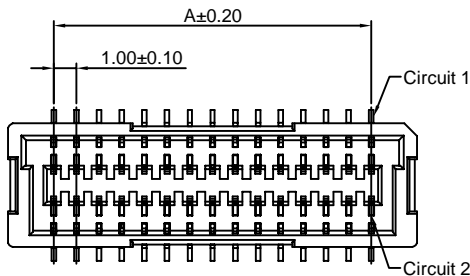
1.00mm pitch 180° Dual Row Wafer-SMT TYPE

Reference Informations:

- *Material:Pin:Phosphor Bronze/Gold over Nickel
Insulator:Nylon 9T,UL94V-0
- *Mates with CJT A1006H-2xXP series Dual Row Housing
- *Color:Ivory

Ordering Information:

- A1006WV-S-2xXP - ***
 $\frac{1}{2}$
 1.Part No.
 2.Material:
 (Blank):Nylon 9T,UL94V-0
 GWT:Nylon 9T,UL94V-0,GWT 750 °C



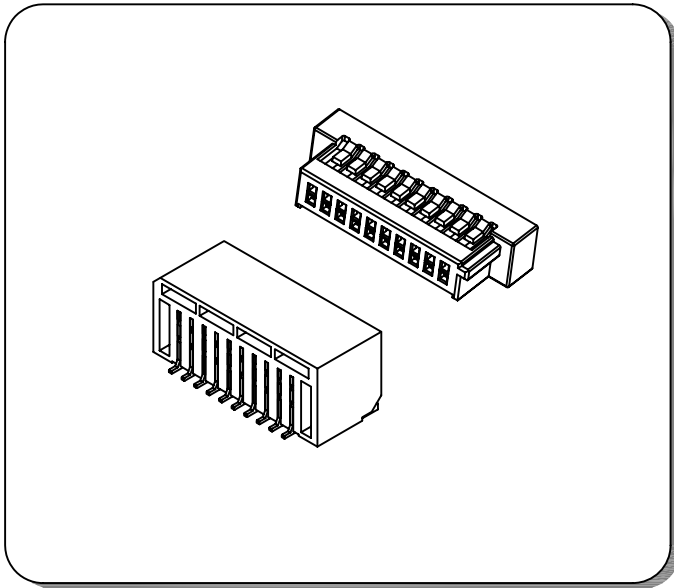
Ordering Information & Dimensions:

PART NO.	Dimensions	
	A	B
2x10P	9.00	13.00
2x15P	14.00	18.00
2x20P	19.00	23.00
2x25P	24.00	28.00

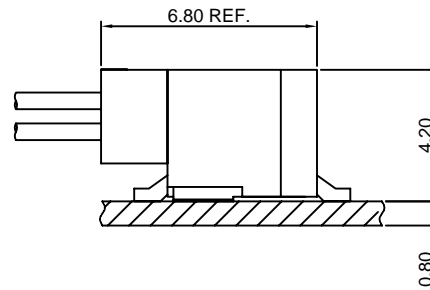
Unit: mm

Specifications

- Current rating: 1A AC, DC
- Voltage rating: 100V AC, DC
- Temperature range: -40°C ~ +105°C
- Contact resistance: 40mΩ Max.
- Insulation resistance: 100MΩ Min.
- Withstanding voltage: 500V AC/minute
- *Compliant with RoHS and REACH*
- *Meet the HF/Halogen Free, need to customize*
- *Contact CJT for details*



Assembly layout

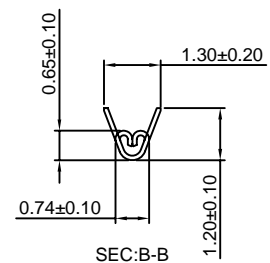
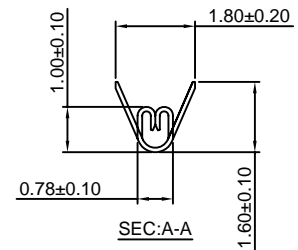
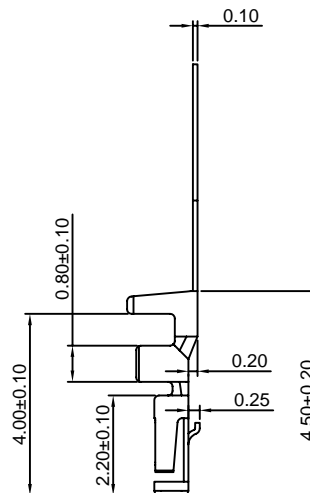
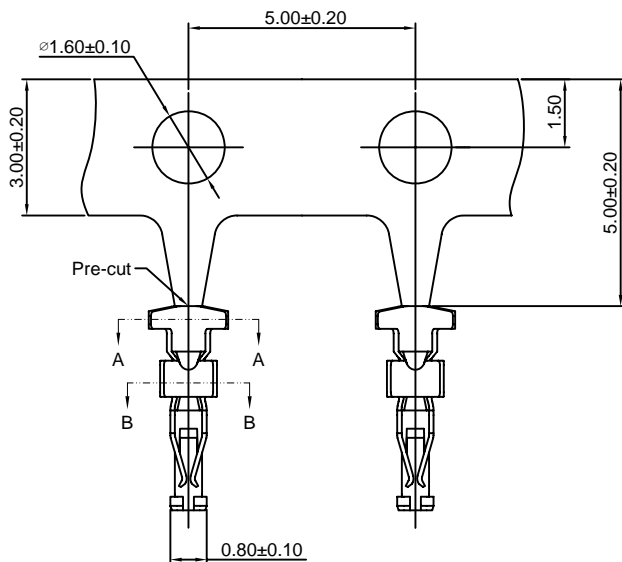


A1007-T

1.00mm pitch Crimp Terminal

Reference Informations:

*Used in CJT A1007H-2xXP series Housing



Ordering information & Specifications:

Unit:mm

Part NO.	Wire Range	Insulation O.D.	Material	Finish	Qty/reel
A1007-TP	AWG#28-#32	0.80mm(max)	Phosphor Bronze	Tin over Nickel	15,000 PCS
A1007-GP	AWG#28-#32	0.80mm(max)	Phosphor Bronze	Gold over Nickel	15,000 PCS

Optional Gold plating available but MOQ requested

A1007H-2xXP

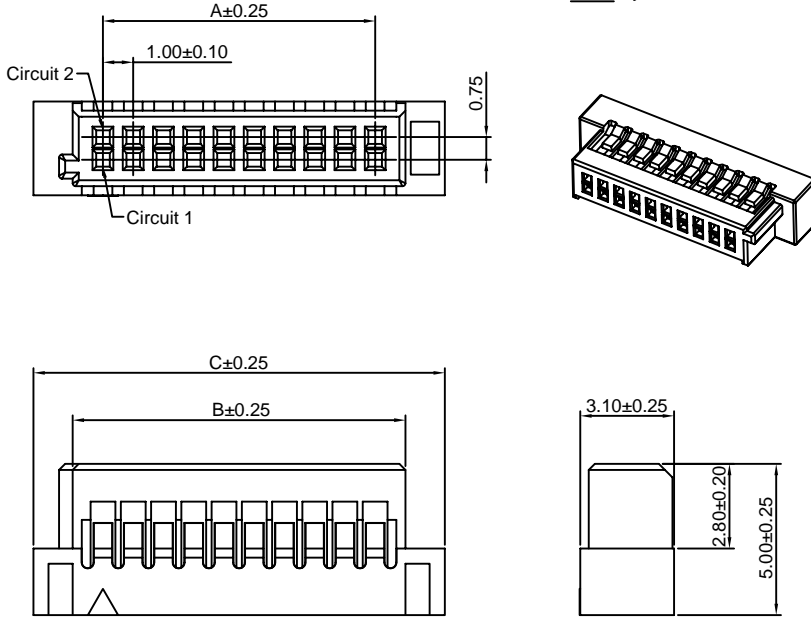
1.00mm pitch Dual Row Housing

Reference Informations:

- *Material: Nylon 66,UL94V-0
- *Suitable CJT A1007-T series Terminal
- *Mates with CJT A1007WR-S-2xXP series Dual Row Wafer
- *Color:Ivory

Ordering Information:

- A1007H-2xXP - ***
 $\frac{1}{2}$
- 1.Part No.
 - 2.Material:
 (Blank):Nylon 6T,UL94V-0
 GWT:Nylon 6T,UL94V-0 GWT 750°C



Ordering Information & Dimensions:

PART NO.	Dimensions		
	A	B	C
2x3P	2.00	4.00	6.60
2x4P	3.00	5.00	7.60
2x5P	4.00	6.00	8.60
2x6P	5.00	7.00	9.60
2x7P	6.00	8.00	10.60
2x8P	7.00	9.00	11.60
2x9P	8.00	10.00	12.60
2x10P	9.00	11.00	13.60
2x11P	10.00	12.00	14.60
2x12P	11.00	13.00	15.60
2x13P	12.00	14.00	16.60
2x14P	13.00	15.00	17.60
2x15P	14.00	16.00	18.60
2x16P	15.00	17.00	19.60
2x17P	16.00	18.00	20.60
2x18P	17.00	19.00	21.60
2x19P	18.00	20.00	22.60
2x20P	19.00	21.00	23.60
2x21P	20.00	22.00	24.60
2x22P	21.00	23.00	25.60
2x23P	22.00	24.00	26.60
2x24P	23.00	25.00	27.60
2x25P	24.00	26.00	28.60

Unit: mm

A1007WR-S-2xXP

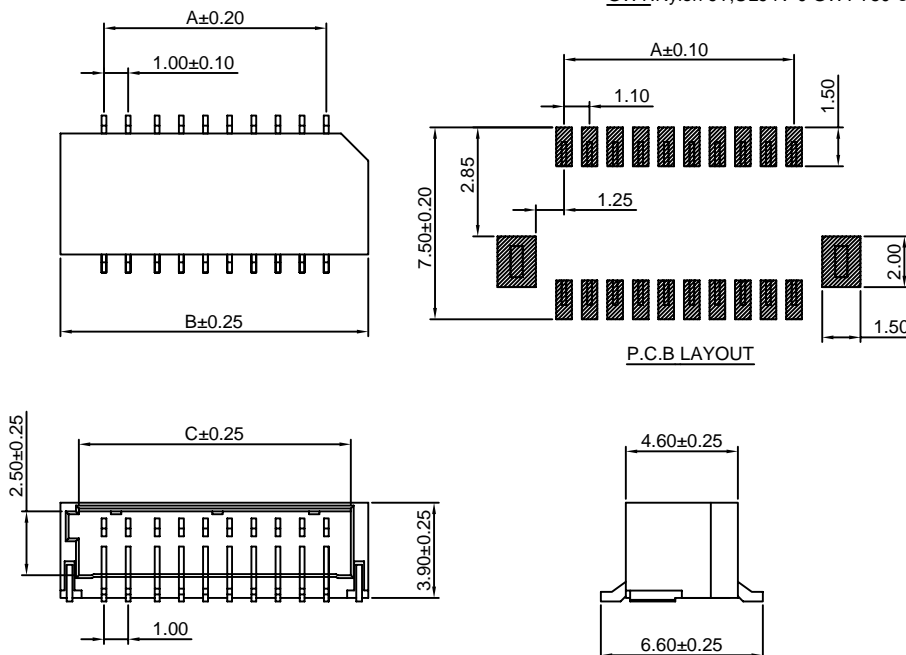
1.00mm pitch 90° Dual Row Wafer-SMT TYPE

Reference Informations:

- *Material:Pin:Phosphor Bronze/Tin over Nickel
Insulator:Nylon 9T,UL94V-0
- *Mates with CJT A1007H-2xXP series Dual Row Housing
- *Color:Ivory

Ordering Information:

- A1007WR-S-2xXP - ***
 $\frac{1}{2}$
- 1.Part No.
 - 2.Material:
 (Blank):Nylon 9T,UL94V-0
 GWT:Nylon 9T,UL94V-0 GWT 750°C



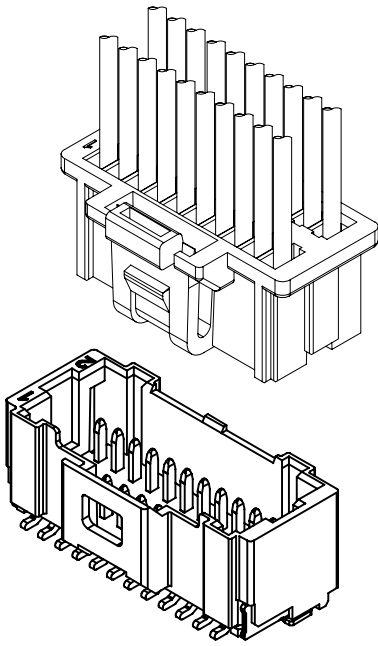
Ordering Information & Dimensions:

PART NO.	Dimensions		
	A	B	C
2x3P	2.00	5.60	4.20
2x4P	3.00	6.60	5.20
2x5P	4.00	7.60	6.20
2x6P	5.00	8.60	7.20
2x7P	6.00	9.60	8.20
2x8P	7.00	10.60	9.20
2x9P	8.00	11.60	10.20
2x10P	9.00	12.60	11.20
2x11P	10.00	13.60	12.20
2x12P	11.00	14.60	13.20
2x13P	12.00	15.60	14.20
2x14P	13.00	16.60	15.20
2x15P	14.00	17.60	16.20
2x16P	15.00	18.60	17.20
2x17P	16.00	19.60	18.20
2x18P	17.00	20.60	19.20
2x19P	18.00	21.60	20.20
2x20P	19.00	22.60	21.20
2x21P	20.00	23.60	22.20
2x22P	21.00	24.60	23.20
2x23P	22.00	25.60	24.20
2x24P	23.00	26.60	25.20
2x25P	24.00	27.60	26.20

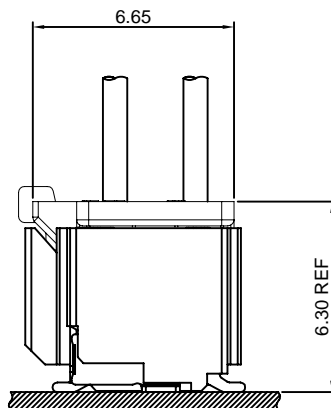
Unit: mm

Specifications

- Current rating:1A AC,DC
- Voltage rating:100V AC,DC
- Temperature range:-40°C~+105°C
- Contact resistance:30mΩMax.
- Insulation resistance:500MΩMin.
- Withstanding voltage:500V AC/minute
- *Compliant with RoHS and REACH*
- *Meet the HF/Halogen Free,need to customize*
- *Contact CJT for details*



Assembly layout

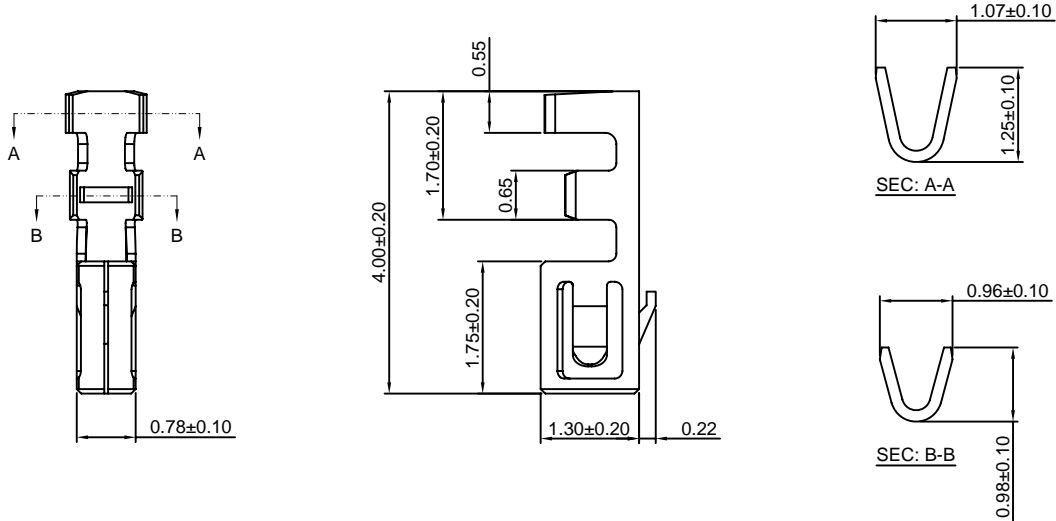


A1008-T

1.00mm pitch Crimp Terminal

Reference Informations:

*Used in CJT A1008H-XP, A1008H-2xXP series Housing



Ordering information & Specifications:

Unit:mm

Part NO.	Wire Range	Insulation O.D.	Material	Finish	Qty/reel
A1008-TP	AWG#28-#32	0.80mm(max)	Phosphor Bronze	Tin over Nickel	15,000 PCS
A1008-GP	AWG#28-#32	0.80mm(max)	Phosphor Bronze	Gold over Nickel	15,000 PCS

Optional Gold plating available but MOQ requested

A1008H-XP

1.00mm pitch Single Row Housing

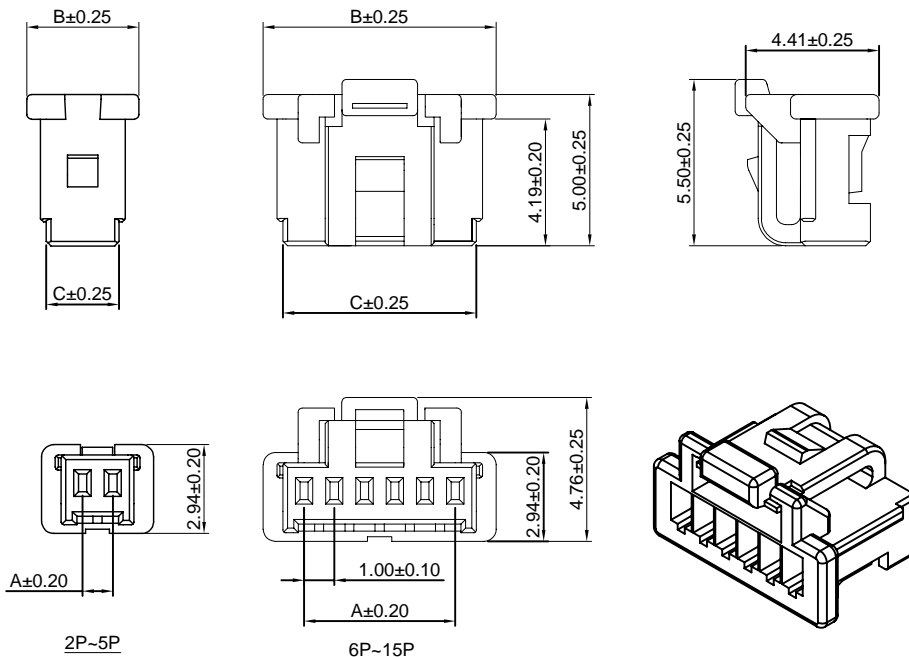
Reference Informations:

- *Material: Nylon 66, UL94V-0
- *Suitable CJT A1008-T series Terminal
- *Color: White

Ordering Information:

A1008H-XP - ***
1 2

- 1. Part No.
- 2. Material:
(Blank): Nylon 66, UL94V-0
GWT: Nylon 66, UL94V-0 GWT 750 °C



Ordering Information & Dimensions:

PART NO.	Dimensions		
	A	B	C
2P	1.00	3.70	2.40
3P	2.00	4.70	3.40
4P	3.00	5.70	4.40
5P	4.00	6.70	5.40
6P	5.00	7.70	6.40
7P	6.00	8.70	7.40
8P	7.00	9.70	8.40
9P	8.00	10.70	9.40
10P	9.00	11.70	10.40
11P	10.00	12.70	11.40
12P	11.00	13.70	12.40
13P	12.00	14.70	13.40
14P	13.00	15.70	14.40
15P	14.00	16.70	15.40

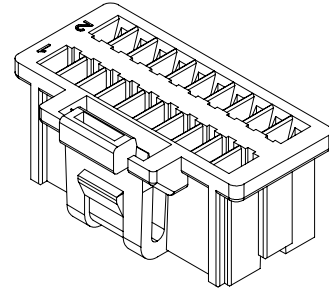
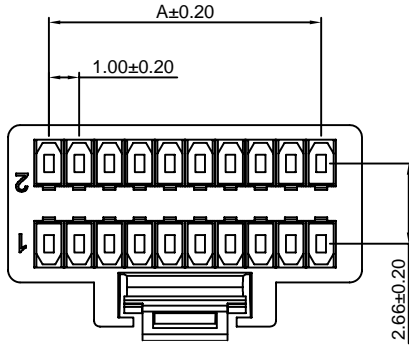
Unit: mm

A1008H-2xXP

1.00mm pitch Dual Row Housing

Reference Informations:

- *Material: Nylon 66,UL94V-0
- *Suitable CJT A1008-T series Terminal
- *Mates with CJT A1008WV-S-2xXP series Dual Row Wafer
- *Color:White



Ordering Information:

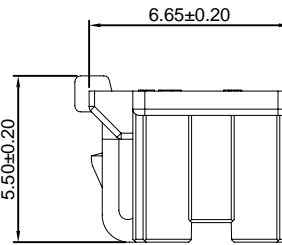
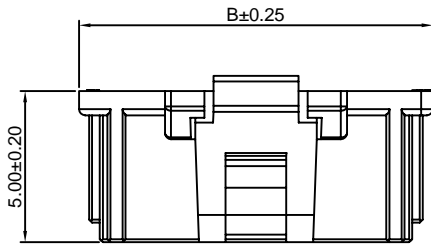
A1008H-2xXP - ***
1 2

1.Part No.

2.Material:

(Blank):Nylon 66,UL94V-0

GWT:Nylon 66,UL94V-0 GWT 750 °C



Ordering Information & Dimensions:

PART NO.	Dimensions	
	A	B
2x10P	9.00	11.70
2x15P	14.00	16.70
2x16P	15.00	17.70
2x20P	19.00	21.70
2x25P	24.00	26.70

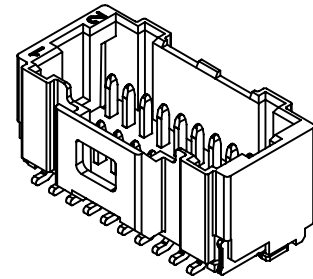
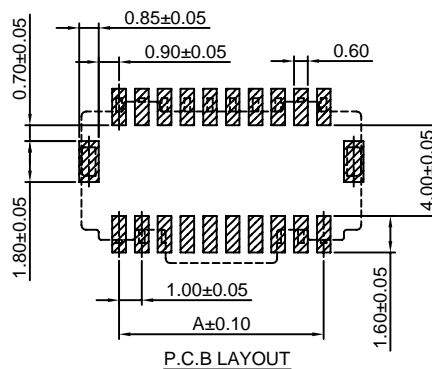
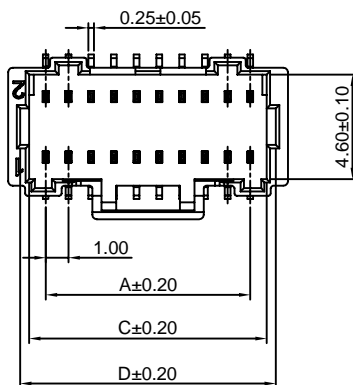
Unit: mm

A1008WV-S-2xXP

1.00mm pitch 180° Dual Row Wafer-SMT TYPE

Reference Informations:

- *Material:Pin:Phosphor Bronze/Gold over Nickel
Insulator:Nylon 6T,UL94V-0
- *Mates with CJT A1008H-2xXP series Dual Row Housing
- *Color:Beige



Ordering Information:

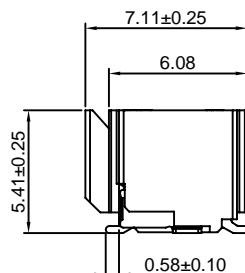
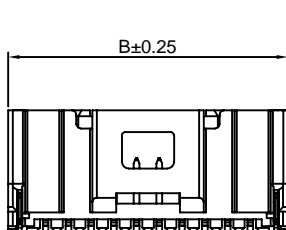
A1008WV-S-2xXP - ***
1 2

1.Part No.

2.Material:

(Blank):Nylon 6T,UL94V-0

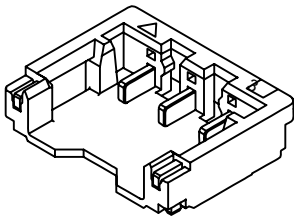
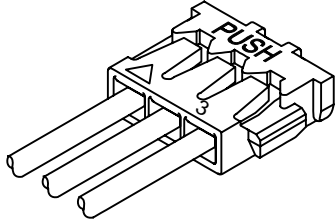
GWT:Nylon 6T,UL94V-0 GWT 750 °C



Ordering Information & Dimensions:

PART NO.	Dimensions			
	A	B	C	D
2x10P	9.00	12.30	10.45	11.25
2x15P	14.00	17.30	15.45	16.25
2x20P	19.00	22.30	20.45	21.25
2x25P	24.00	27.30	25.45	26.25

Unit: mm



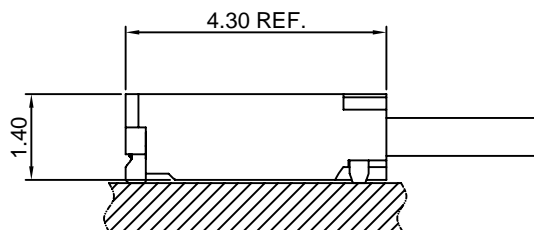
Specifications

Current rating:2A AC,DC
Voltage rating:50V AC,DC
Temperature range:-40°C~+105°C
Contact resistance:10mΩMax.
Insulation resistance:100MΩMin.
Withstanding voltage:500V AC/minute
Compliant with RoHS and REACH
Meet the HF/Halogen Free,need to customize
Contact CJT for details

Standards



Assembly layout

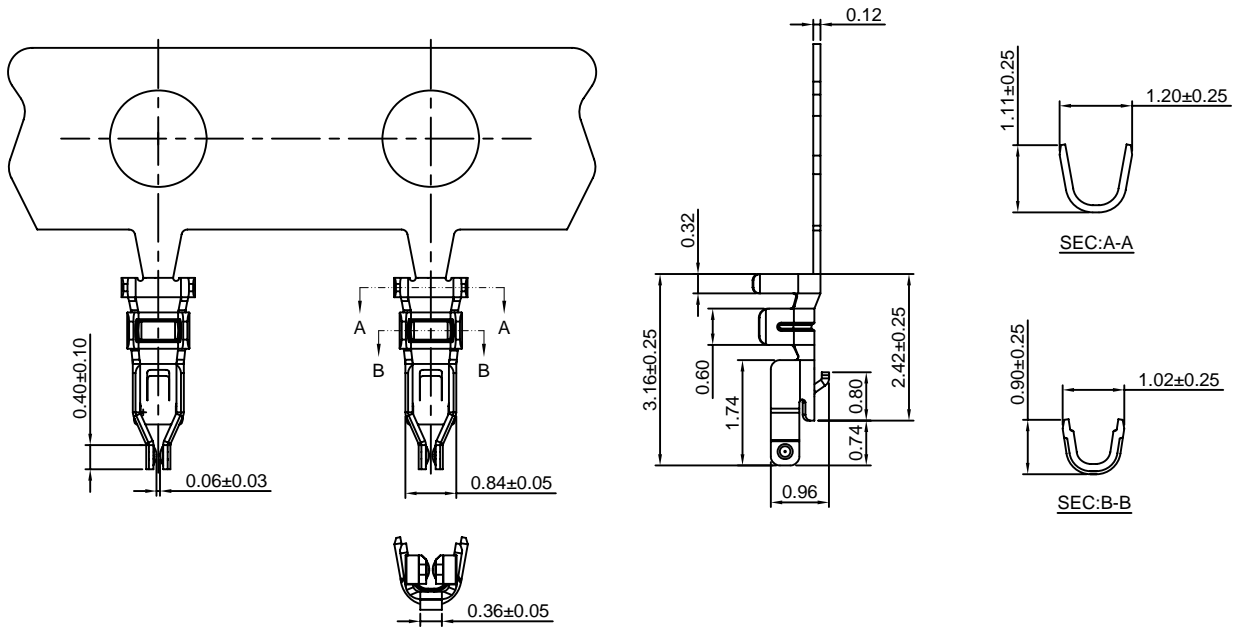


A1201-T

1.20mm pitch Crimp Terminal

Reference Informations:

*Used in CJT A1201 series Housing



Ordering information & Specifications:

Unit:mm

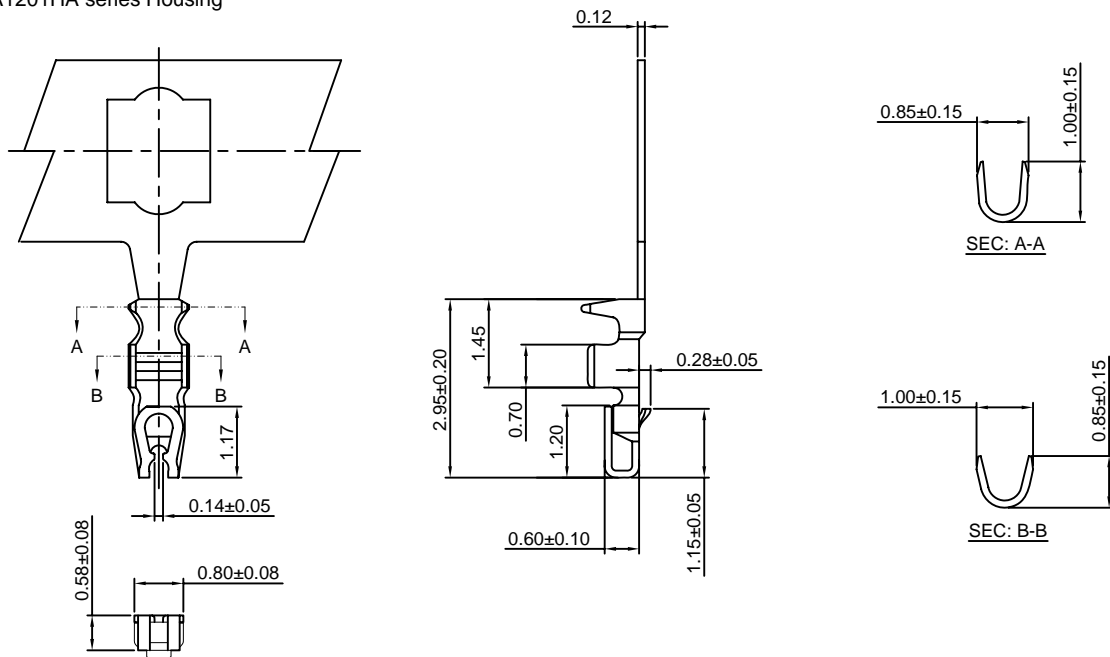
Part NO.	Wire Range	Insulation O.D.	Material	Finish	Qty/reel
A1201-GP	AWG#28-#30	0.63mm(max)	Phosphor Bronze	Gold over Nickel	30,000 PCS

A1201-T-A

1.20mm pitch Crimp Terminal

Reference Informations:

*Used in CJT A1201HA series Housing



Ordering information & Specifications:

Unit:mm

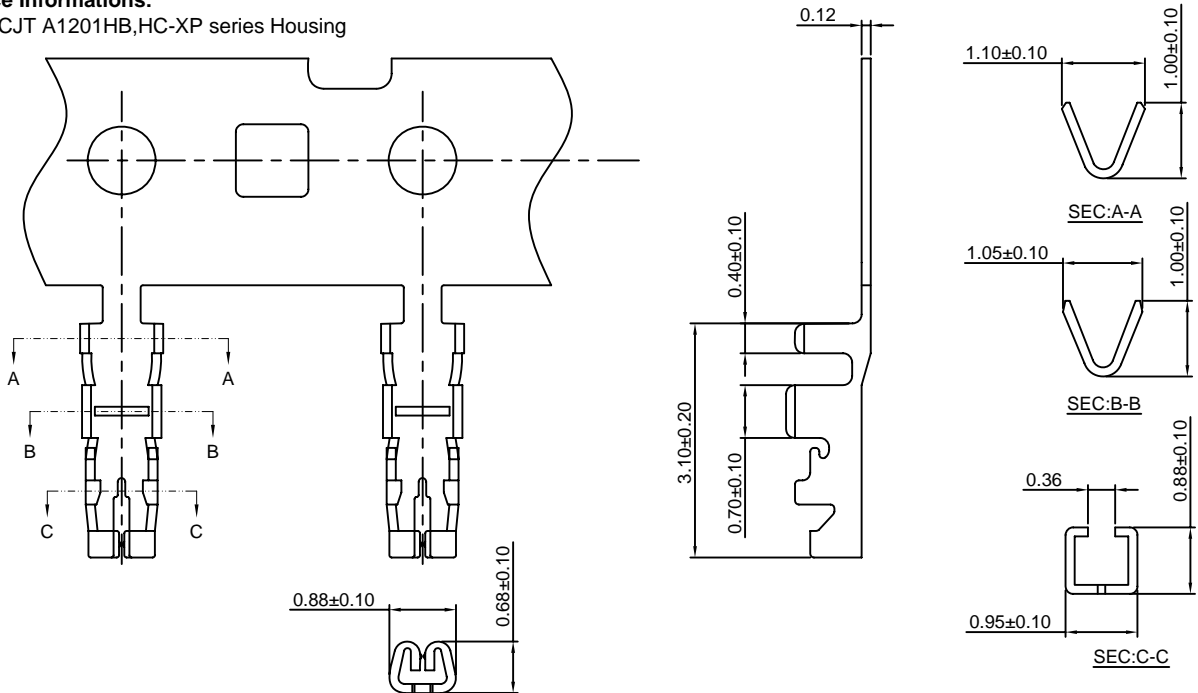
Part NO.	Wire Range	Insulation O.D.	Material	Finish	Qty/reel
A1201-GP-A	AWG#28-#32	0.63mm(max)	Phosphor Bronze	Gold over Nickel	15,000 PCS

A1201-T-B

1.20mm pitch Crimp Terminal

Reference Informations:

*Used in CJT A1201HB,HC-XP series Housing



Ordering information & Specifications:

Unit:mm

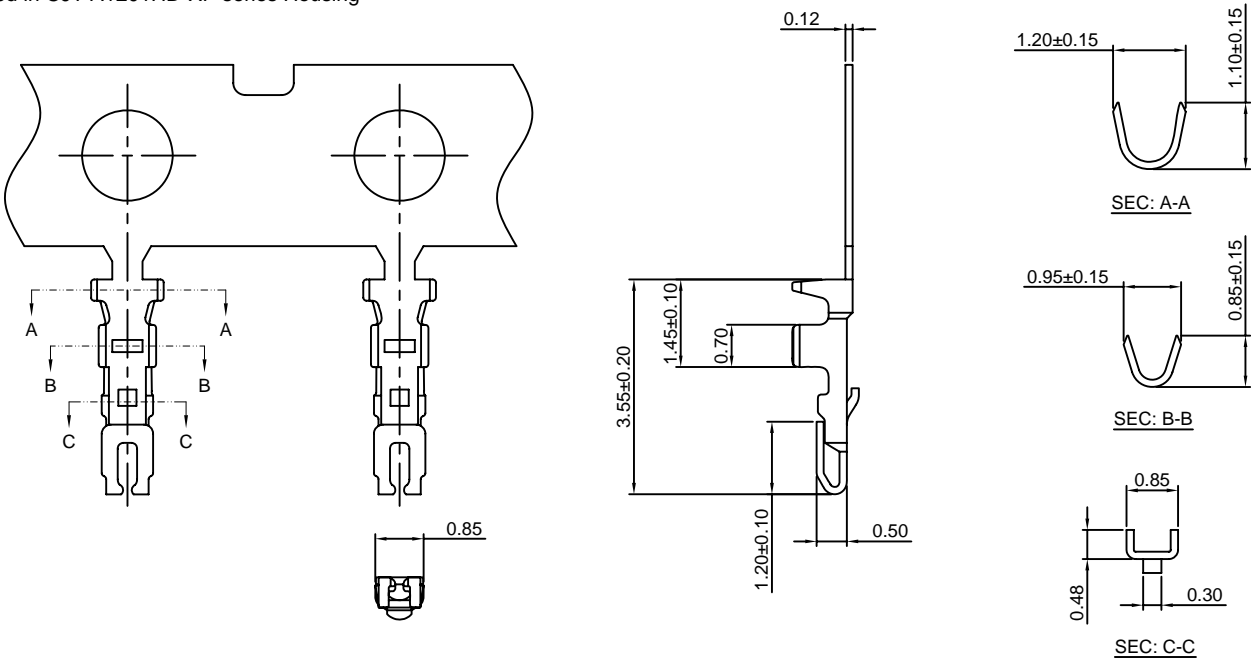
Part NO.	Wire Range	Insulation O.D.	Material	Finish	Qty/reel
A1201-TP-B	AWG#28-#32	0.63mm(max)	Phosphor Bronze	Tin over Nickel	30,000 PCS
A1201-GP-B	AWG#28-#32	0.63mm(max)	Phosphor Bronze	Gold over Nickel	30,000 PCS

A1201-T-D

1.20mm pitch Crimp Terminal

Reference Informations:

*Used in CJT A1201HD-XP series Housing



Ordering information & Specifications:

Unit:mm

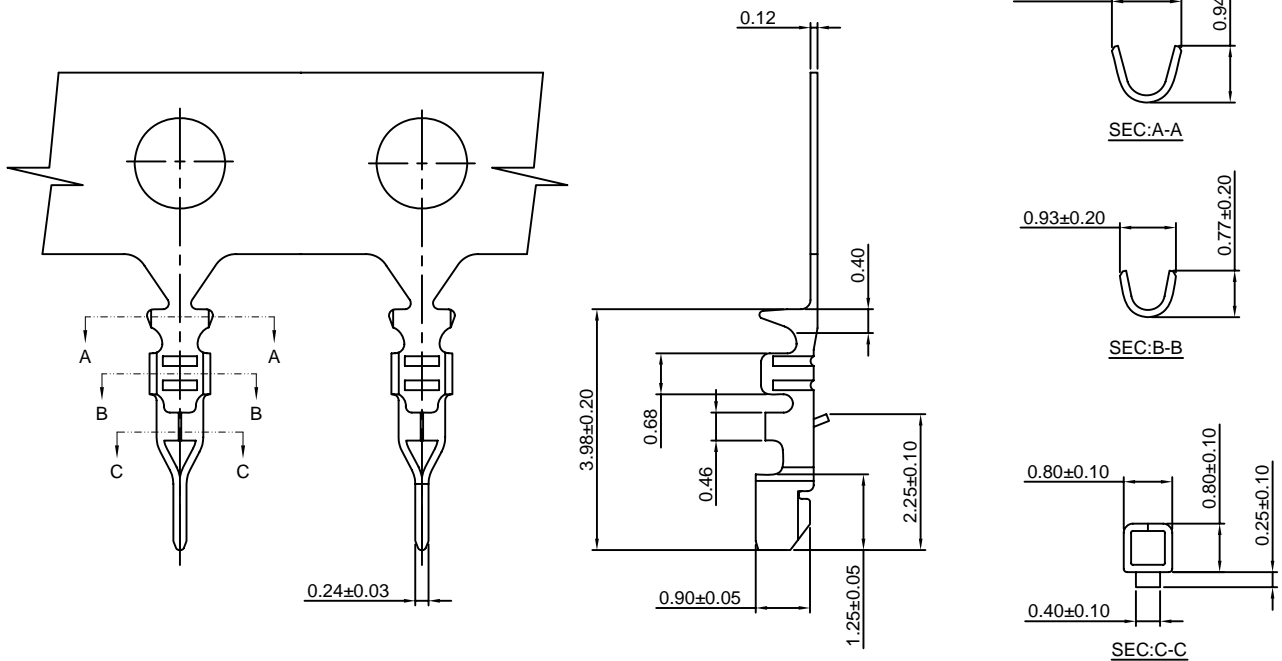
Part NO.	Wire Range	Insulation O.D.	Material	Finish	Qty/reel
A1201-GP-D	AWG#28-#30	0.63mm(max)	Phosphor Bronze	Gold over Nickel	40,000 PCS

A1201M-GP

1.20mm pitch Crimp Terminal

Reference Informations:

*Used in CJT A1201 series Housing



Ordering information & Specifications:

Unit:mm

Part NO.	Wire Range	Insulation O.D.	Material	Finish	Qty/reel
A1201M-GP	AWG#28-#32	0.50mm(max)	Phosphor Bronze	Gold over Nickel	15,000 PCS

A1201H-XP

1.20mm pitch Housing

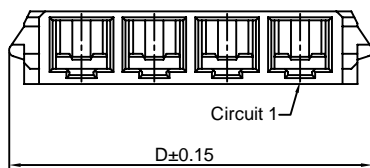
Reference Informations:

*Material:Nylon 66,UL94V-0

*Suitable CJT A1201-T series Terminal

*Mates with CJT A1201WR-S-XP series Wafer

*Color:Black



Ordering Information:

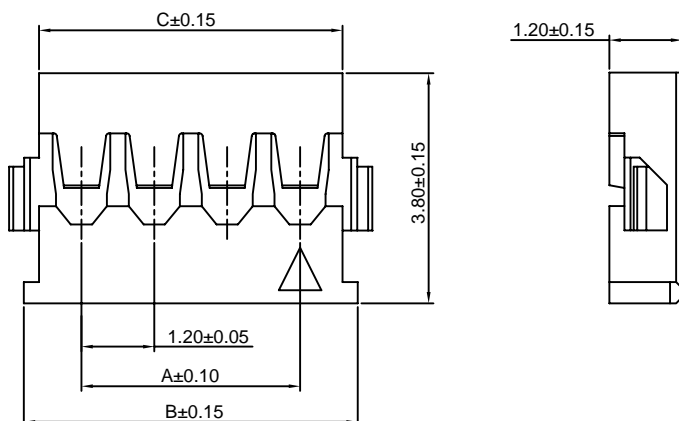
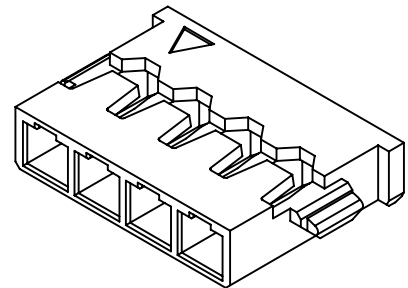
A1201H-XP - ***
1 / 2

1.Part No.

2.Material:

(Blank):Nylon 66,UL94V-0

GWT:Nylon 66,UL94V-0,GWT 750°C



Ordering Information & Dimensions:

PART NO.	Dimensions			
	A	B	C	D
2P	1.20	3.10	2.60	3.60
3P	2.40	4.30	3.80	4.80
4P	3.60	5.50	5.00	6.00
5P	4.80	6.70	6.20	7.20
6P	6.00	7.90	7.40	8.40
7P	7.20	9.10	8.60	9.60
8P	8.40	10.30	9.80	10.80
9P	9.60	11.50	11.00	12.00
10P	10.80	12.70	12.20	13.20
11P	12.00	13.90	13.40	14.40
12P	13.20	15.10	14.60	15.60
13P	14.40	16.30	15.80	16.80
14P	15.60	17.50	17.00	18.00
15P	16.80	18.70	18.20	19.20

Unit: mm

A1201HA-XP

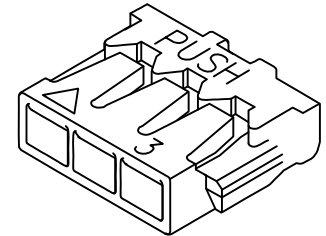
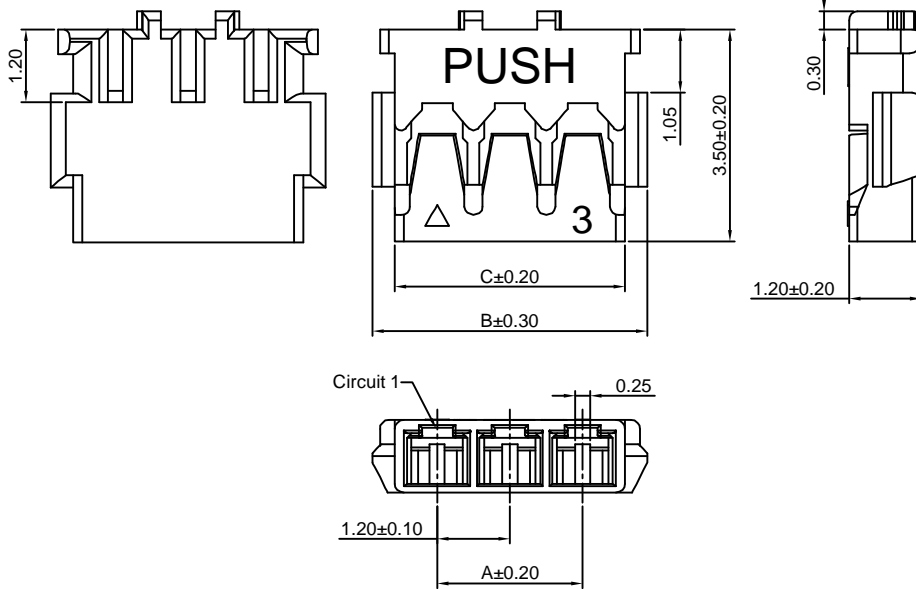
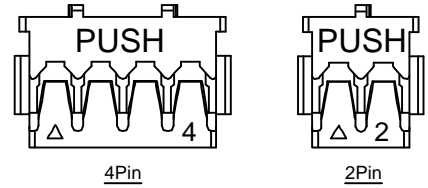
1.20mm pitch Housing

Reference Informations:

- *Material: Nylon 66, UL94V-0
- *Suitable CJT A1201-T-A series Terminal
- *Mates with CJT A1201WRA-S-XP series Wafer
- *Color: White

Ordering Information:

- A1201HA-XP - ** - ***
 1 2 3
1. Part No.
 2. Color:
(blank): White
BK: Black
 3. Material:
(Blank): Nylon 66, UL94V-0
GWT: Nylon 66, UL94V-0, GWT 750 °C



Ordering Information & Dimensions:

PART NO.	Dimensions		
	A	B	C
2P	1.20	3.35	2.60
3P	2.40	4.55	3.80
4P	3.60	5.75	5.00
5P	4.80	6.95	6.20
6P	6.00	8.15	7.40
7P	7.20	9.35	8.60
8P	8.40	10.55	9.80
9P	9.60	11.75	11.00
10P	10.80	12.95	12.20

Unit: mm

A1201HB-XP

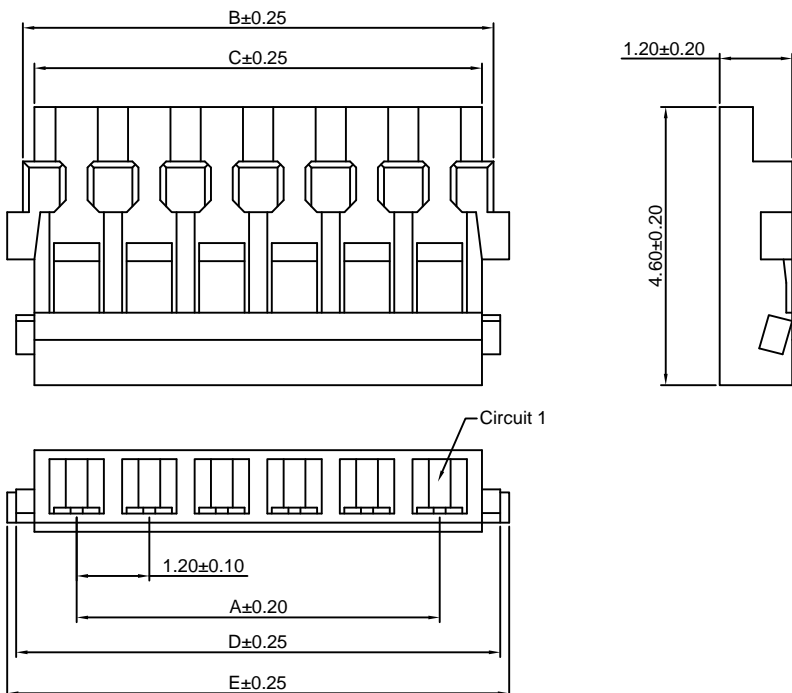
1.20mm pitch Housing

Reference Informations:

- *Material: PBT, UL94V-0
- *Suitable CJT A1201-T-B series Terminal
- *Color: Natural

Ordering Information:

- A1201HB-XP - ***
 1 2
1. Part No.
 2. Material:
(Blank): PBT, UL94V-0
GWT: PBT, UL94V-0, GWT 750 °C



Ordering Information & Dimensions:

PART NO.	Dimensions				
	A	B	C	D	E
2P	1.20	2.98	2.60	3.20	3.50
3P	2.40	4.18	3.80	4.40	4.70
4P	3.60	5.38	5.00	5.60	5.90
5P	4.80	6.58	6.20	6.80	7.10
6P	6.00	7.78	7.40	8.00	8.30

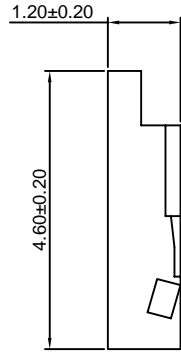
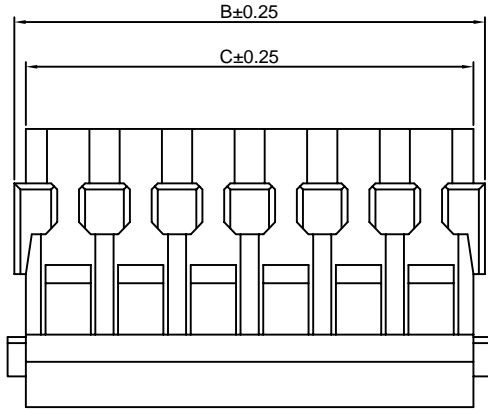
Unit: mm

A1201HC-XP

1.20mm pitch Housing

Reference Informations:

- *Material:PBT,UL94V-0
- *Suitable CJT A1201-T-B series Terminal
- *Color:Natural



Ordering Information:

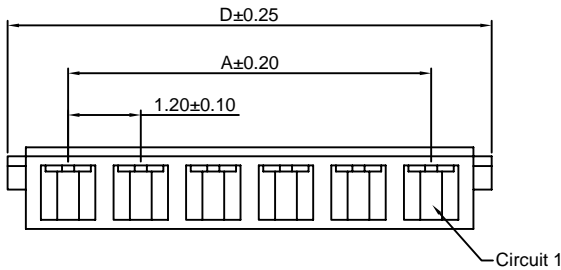
A1201HC-XP - ^{***}/₂

1.Part No.

2.Material:

(Blank):PBT,UL94V-0

GWT:PBT,UL94V-0,GWT 750 °C



Ordering Information & Dimensions:

PART NO.	Dimensions			
	A	B	C	D
2P	1.20	2.98	2.60	3.20
3P	2.40	4.18	3.80	4.40
4P	3.60	5.38	5.00	5.60
5P	4.80	6.58	6.20	6.80
6P	6.00	7.78	7.40	8.00

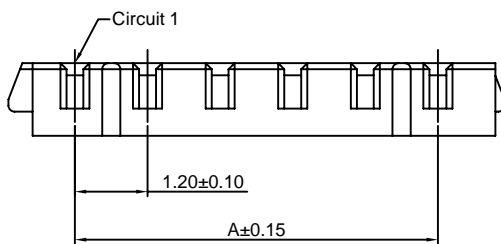
Unit: mm

A1201HD-XP

1.20mm pitch Housing

Reference Informations:

- *Material:PBT,UL94V-0
- *Suitable CJT A1201-T-D series Terminal
- *Mates with CJT A1201WRD-S-XP series Wafer
- *Color:Gray



Ordering Information:

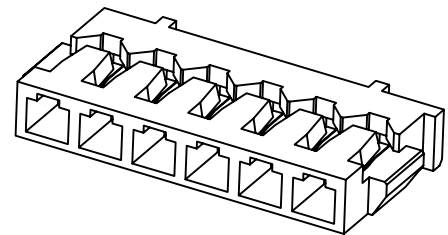
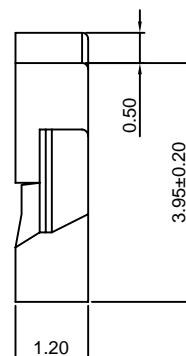
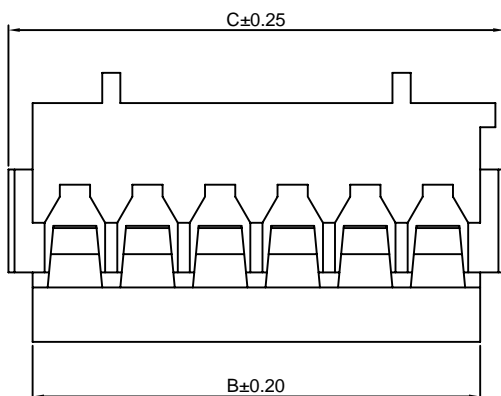
A1201HD-XP - ^{***}/₂

1.Part No.

2.Material:

(Blank):PBT,UL94V-0

GWT:PBT,UL94V-0,GWT 750 °C



Ordering Information & Dimensions:

PART NO.	Dimensions		
	A	B	C
2P	1.20	2.60	3.40
3P	2.40	3.80	4.60
4P	3.60	5.00	5.80
5P	4.80	6.20	7.00
6P	6.00	7.40	8.20

Unit: mm

A1201WR-S-XP

1.20mm pitch 90° Wafer - SMT TYPE

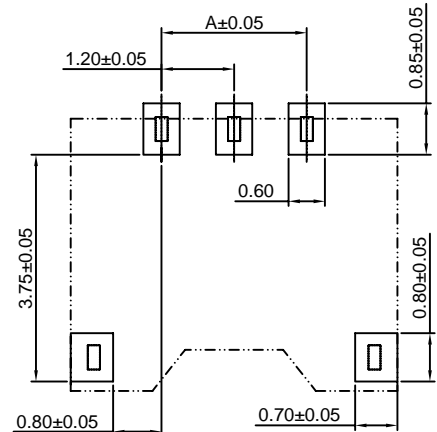
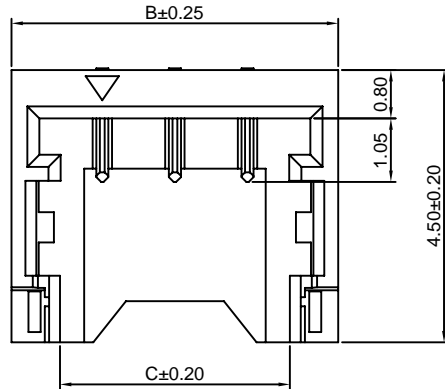
Reference Informations:

- *Material: Pin: Phosphor Bronze/Gold over Nickel
Insulator: Nylon 6T, UL94V-0
Solder Tab: Phosphor Bronze/Tin over Nickel
- *Mates with CJT A1201H-XP series Housing
- *Color: Black

Ordering Information:

A1201WR-S-XP - ** - ***
1 2 3

1. Part No.
2. Color:
(blank): Black
IV: Ivory
3. Material:
(Blank): Nylon 6T, UL94V-0
GWT: Nylon 6T, UL94V-0, GWT 750 °C

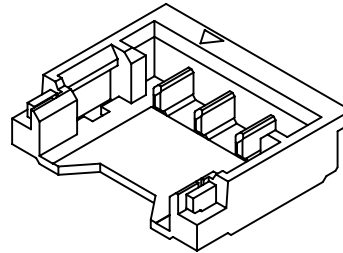
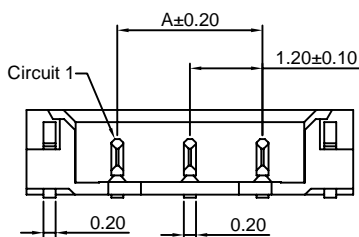


P.C.B LAYOUT

Ordering Information & Dimensions:

PART NO.	Dimensions		
	A	B	C
2P	1.20	4.20	2.60
3P	2.40	5.40	3.80
4P	3.60	6.60	5.00
5P	4.80	7.80	6.20
6P	6.00	9.00	7.40
7P	7.20	10.20	8.60
8P	8.40	11.40	9.80
9P	9.60	12.60	11.00
10P	10.80	13.80	12.20

Unit: mm

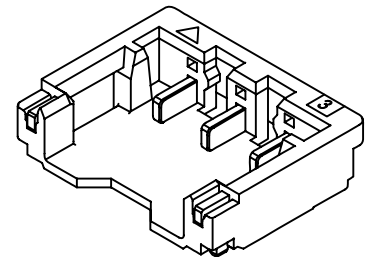
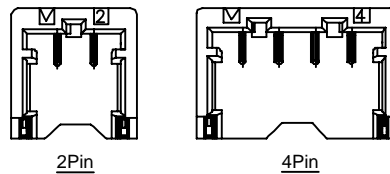


A1201WRA-S-XP

1.20mm pitch 90° Wafer - SMT TYPE

Reference Informations:

- *Material: Pin: Phosphor Bronze/Gold over Nickel
Insulator: Nylon 6T, UL94V-0
Solder Tab: Phosphor Bronze/Tin over Nickel
- *Mates with CJT A1201HA-XP series Housing
- *Color: Ivory



Ordering Information:

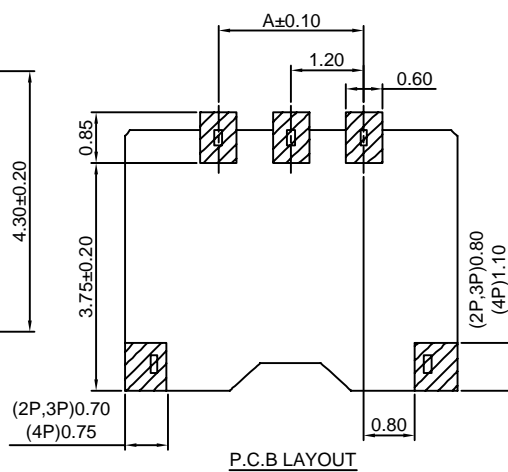
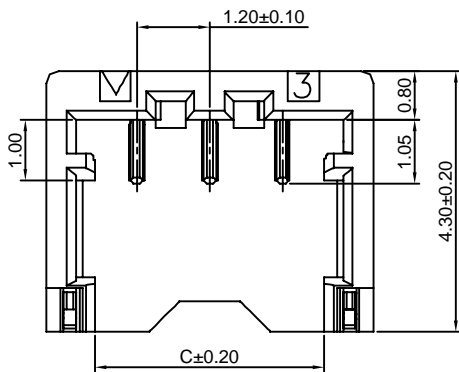
A1201WRA-S-XP - *** - **
1 2 3

1. Part No.
2. Material:
(Blank): Nylon 6T, UL94V-0
GWT: Nylon 6T, UL94V-0, GWT 750 °C
3. Color:
(blank): Ivory
BK: Black

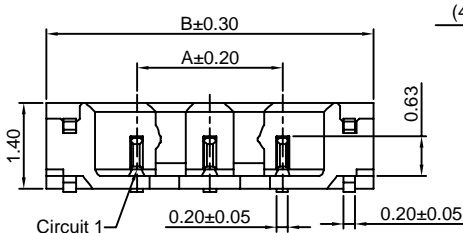
Ordering Information & Dimensions:

PART NO.	Dimensions		
	A	B	C
2P	1.20	4.20	2.60
3P	2.40	5.40	3.80
4P	3.60	6.60	5.00
5P	4.80	7.80	6.20
6P	6.00	9.00	7.40
7P	7.20	10.20	8.60
8P	8.40	11.40	9.80
9P	9.60	12.60	11.00
10P	10.80	13.80	12.20

Unit: mm



P.C.B LAYOUT



A1201WRD-S-XP

1.20mm pitch 90° Wafer - SMT TYPE

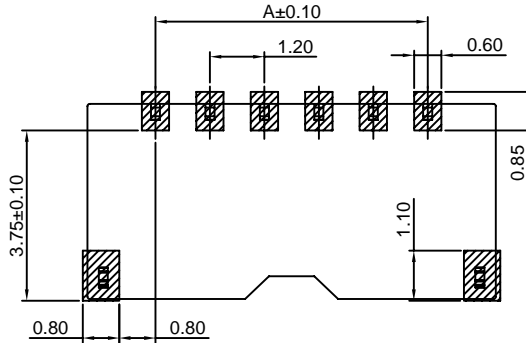
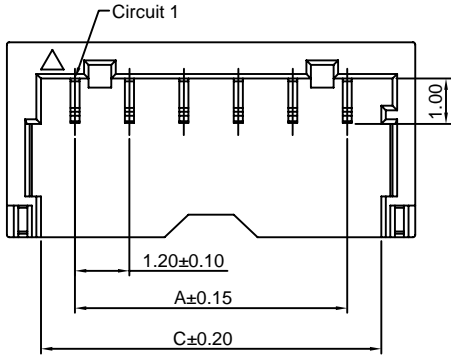
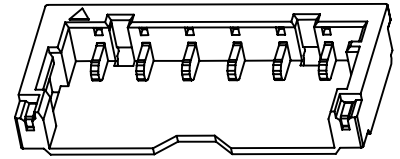
Reference Informations:

- *Material: Pin: Phosphor Bronze/Tin over Nickel
Insulator: Nylon9T, UL94V-0
Solder Tab: Phosphor Bronze/Tin over Nickel
- *Mates with CJT A1201HD-XP series Housing
- *Color: Natural

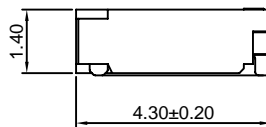
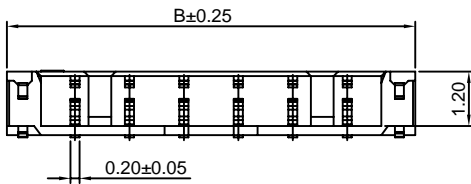
Ordering Information:

A1201WRD-S-XP - *** - **
1 2 3

- 1. Part No.
- 2. Material:
(Blank): Nylon 9T, UL94V-0
GWT: Nylon 9T, UL94V-0, GWT 750 °C
- 3. Finish:
(Blank): Tin over Nickel
G: Gold over Nickel



RECOMMENDED PCB LAYOUT
GENERAL TOLERANCE ±0.05



Ordering Information & Dimensions:

PART NO.	Dimensions		
	A	B	C
2P	1.20	4.20	2.70
3P	2.40	5.40	3.90
4P	3.60	6.60	5.10
5P	4.80	7.80	6.30
6P	6.00	9.00	7.50
7P	7.20	10.20	8.70
8P	8.40	11.40	9.90

Unit: mm

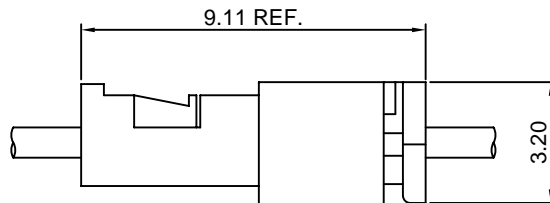
Specifications

- Current rating:1A AC,DC
- Voltage rating:125V AC,DC
- Temperature range:-40°C~+105°C
- Contact resistance:20mΩMax.
- Insulation resistance:100MΩMin.
- Withstanding voltage:500V AC/minute
- *Compliant with RoHS and REACH*
- *Meet the HF/Halogen Free,need to customize*
- *Contact CJT for details*

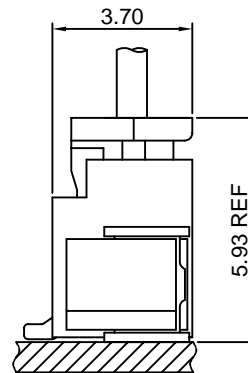
Standards



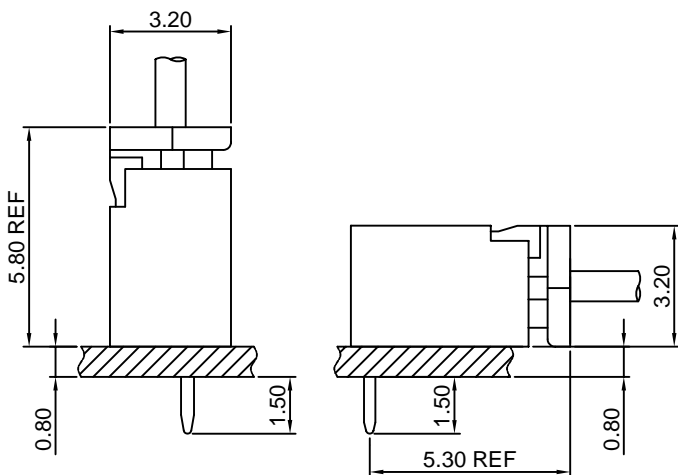
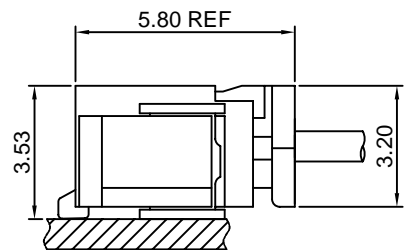
Assembly layout



WIRE TO WIRE



SMT YTYPE



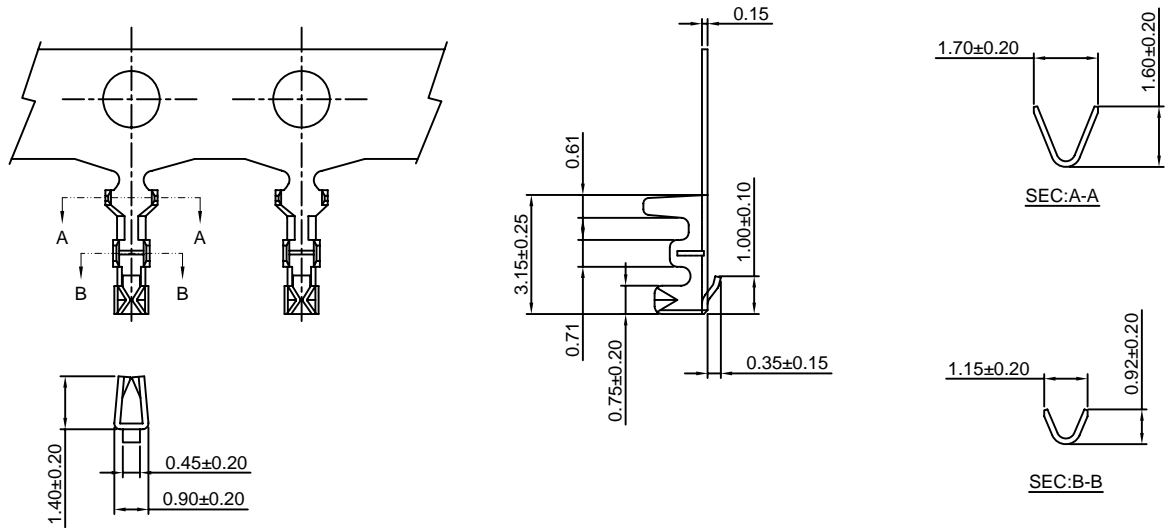
DIP YTYPE

A1251-T

1.25mm pitch Crimp Terminal

Reference Informations:

*Used in CJT A1251H-XP series Housing



Ordering information & Specifications:

Unit:mm

Part NO.	Wire Range	Insulation O.D.	Material	Finish	Qty/reel
A1251-TP	AWG#28-#32	1.00mm(max)	Phosphor Bronze	Tin over Nickel	15,000 PCS
A1251-GP	AWG#28-#32	1.00mm(max)	Phosphor Bronze	Gold over Nickel	15,000 PCS

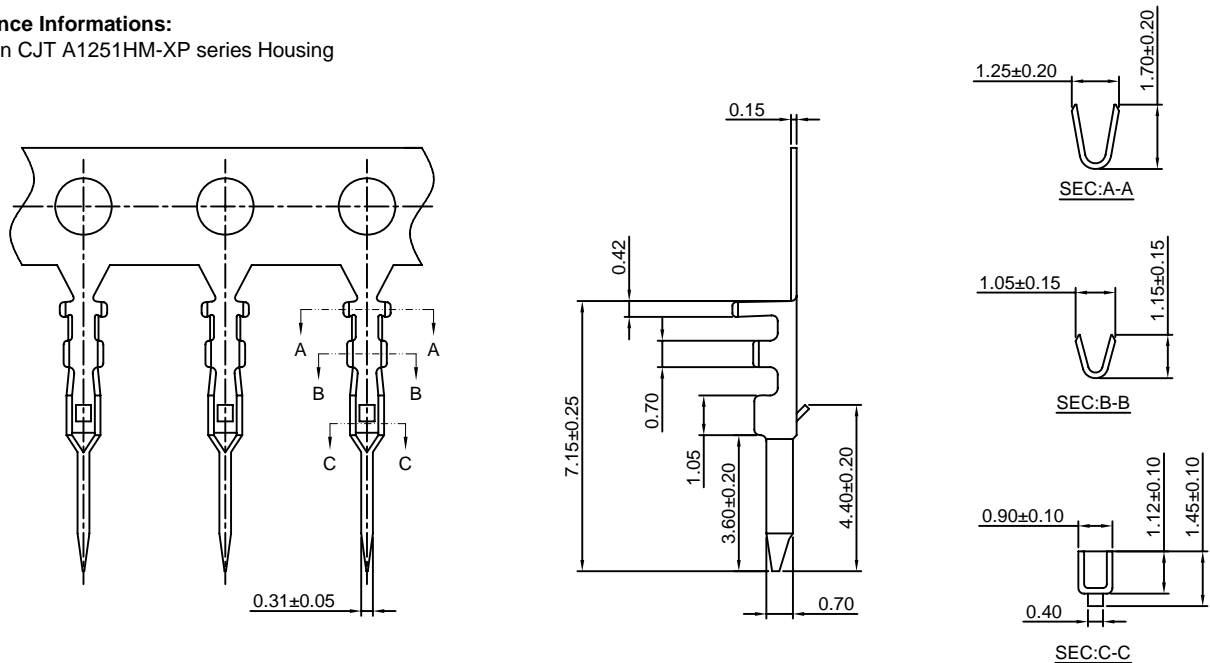
Optional Gold plating available but MOQ requested

A1251M-T

1.25mm pitch Crimp Terminal

Reference Informations:

*Used in CJT A1251HM-XP series Housing



Ordering information & Specifications:

Unit:mm

Part NO.	Wire Range	Insulation O.D.	Material	Finish	Qty/reel
A1251M-TP	AWG#28-#32	1.00mm(max)	Phosphor Bronze	Tin over Nickel	15,000 PCS
A1251M-GP	AWG#28-#32	1.00mm(max)	Phosphor Bronze	Gold over Nickel	15,000 PCS

Optional Gold plating available but MOQ requested

A1251H-XP

1.25mm pitch Housing

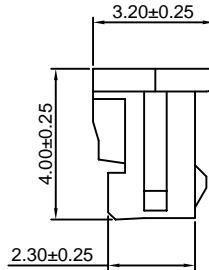
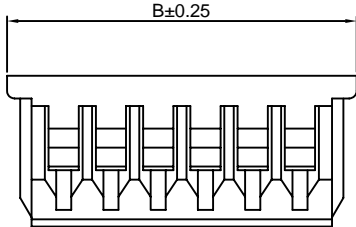
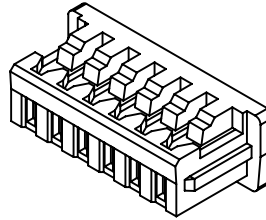
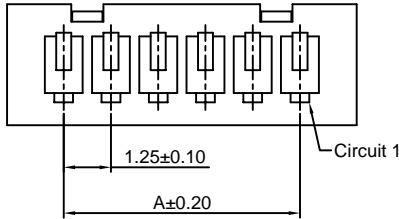
Reference Informations:

- *Material:Nylon 66,UL94V-0
- *Suitable CJT A1251-T series Terminal
- *Mates with CJT A1251HM-XP,A1251WV,WR-XP, A1251WV-S,WR-S-XP series Wafer
- *Color:White

Ordering Information:

A1251H-XP - ***
1 2

- 1.Part No.
- 2.Material:
(Blank):Nylon 66,UL94V-0
GWT:Nylon 66,UL94V-0,GWT 750°C



Ordering Information & Dimensions:

PART NO.	Dimensions	
	A	B
2P	1.25	4.25
3P	2.50	5.50
4P	3.75	6.75
5P	5.00	8.00
6P	6.25	9.25
7P	7.50	10.50
8P	8.75	11.75
9P	10.00	13.00
10P	11.25	14.25
11P	12.50	15.50
12P	13.75	16.75
13P	15.00	18.00
14P	16.25	19.25
15P	17.50	20.50
16P	18.75	21.75
17P	20.00	23.00
18P	21.25	24.25
19P	22.50	25.50
20P	23.75	26.75

Unit: mm

A1251HM-XP

1.25mm pitch Housing

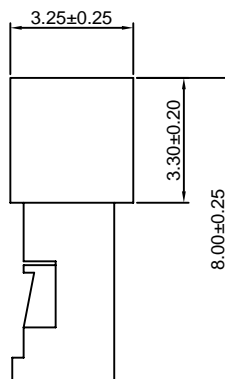
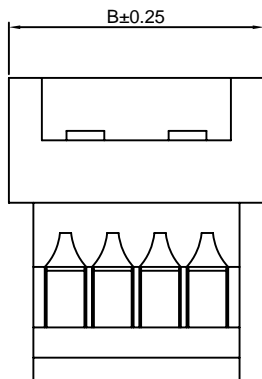
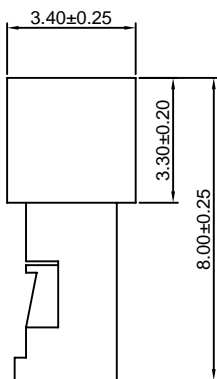
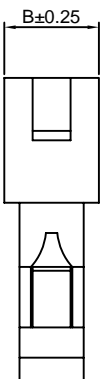
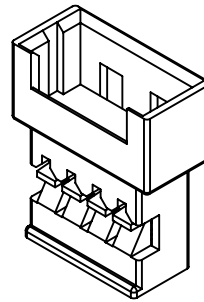
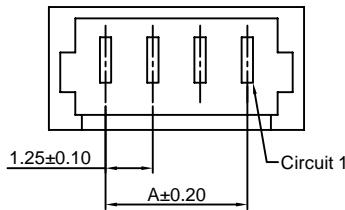
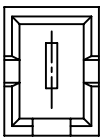
Reference Informations:

- *Material:Nylon 66,UL94V-0
- *Suitable CJT A1251M-T series Terminal
- *Mates with CJT A1251H-XP series Housing
- *Color:White

Ordering Information:

A1251HM-XP - ***
1 2

- 1.Part No.
- 2.Material:
(Blank):Nylon 66,UL94V-0
GWT:Nylon 66,UL94V-0,GWT 750°C



1P

2P~20P

Ordering Information & Dimensions:

PART NO.	Dimensions	
	A	B
1P	----	2.50
2P	1.25	4.25
3P	2.50	5.50
4P	3.75	6.75
5P	5.00	8.00
6P	6.25	9.25
7P	7.50	10.50
8P	8.75	11.75
9P	10.00	13.00
10P	11.25	14.25
11P	12.50	15.50
12P	13.75	16.75
13P	15.00	18.00
14P	16.25	19.25
15P	17.50	20.50
16P	18.75	21.75
17P	20.00	23.00
18P	21.25	24.25
19P	22.50	25.50
20P	23.75	26.75

Unit: mm

A1251WV-XP

1.25mm pitch 180° Wafer

Reference Informations:

*Material: Pin: Phosphor Bronze/Tin over Nickel
Insulator: Nylon 66, UL94V-0

*Mates with CJT A1251H-XP series Housing

*Color: Ivory

Ordering Information:

A1251WV-XP - *** - **
1 2 3

1. Part No.

2. Material:

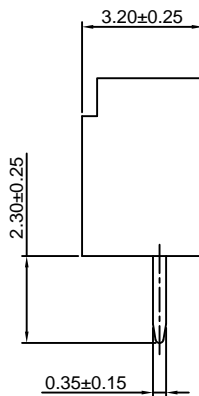
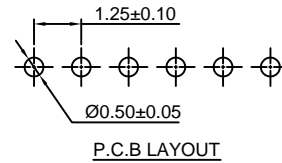
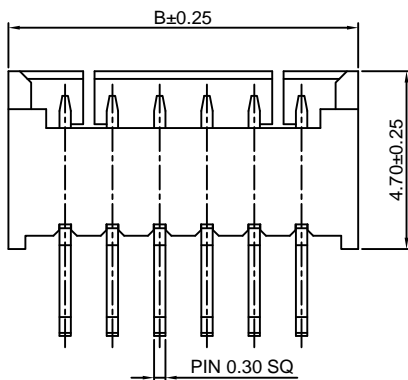
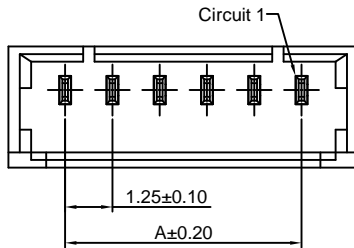
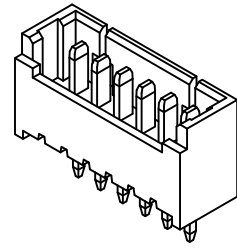
(Blank): Nylon 66, UL94V-0

GWT: Nylon 66, UL94V-0, GWT 750 °C

3. Finish:

(Blank): Tin over Nickel

G: Gold over Nickel



Ordering Information & Dimensions:

PART NO.	Dimensions	
	A	B
2P	1.25	4.30
3P	2.50	5.55
4P	3.75	6.80
5P	5.00	8.05
6P	6.25	9.30
7P	7.50	10.55
8P	8.75	11.80
9P	10.00	13.05
10P	11.25	14.30
11P	12.50	15.55
12P	13.75	16.80
13P	15.00	18.05
14P	16.25	19.30
15P	17.50	20.55
16P	18.75	21.80
17P	20.00	23.05
18P	21.25	24.30
19P	22.50	25.55
20P	23.75	26.80

Unit: mm

A1251WR-XP

1.25mm pitch 90° Wafer

Reference Informations:

*Material: Pin: Phosphor Bronze/Tin over Nickel
Insulator: Nylon 66, UL94V-0

*Mates with CJT A1251H-XP series Housing

*Color: Ivory

Ordering Information:

A1251WR-XP - *** - **
1 2 3

1. Part No.

2. Material:

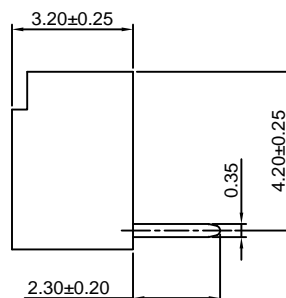
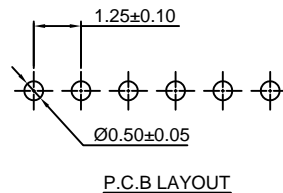
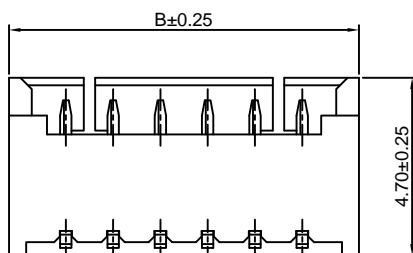
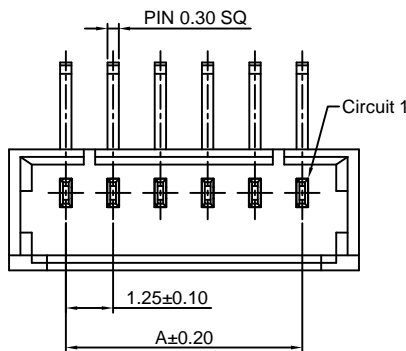
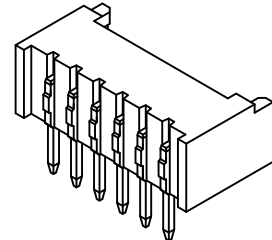
(Blank): Nylon 66, UL94V-0

GWT: Nylon 66, UL94V-0, GWT 750 °C

3. Finish:

(Blank): Tin over Nickel

G: Gold over Nickel



Ordering Information & Dimensions:

PART NO.	Dimensions	
	A	B
2P	1.25	4.30
3P	2.50	5.55
4P	3.75	6.80
5P	5.00	8.05
6P	6.25	9.30
7P	7.50	10.55
8P	8.75	11.80
9P	10.00	13.05
10P	11.25	14.30
11P	12.50	15.55
12P	13.75	16.80
13P	15.00	18.05
14P	16.25	19.30
15P	17.50	20.55
16P	18.75	21.80
17P	20.00	23.05
18P	21.25	24.30
19P	22.50	25.55
20P	23.75	26.80

Unit: mm

A1251WRA-S-XP

1.25mm pitch 90° Wafer-SMT TYPE

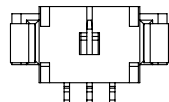
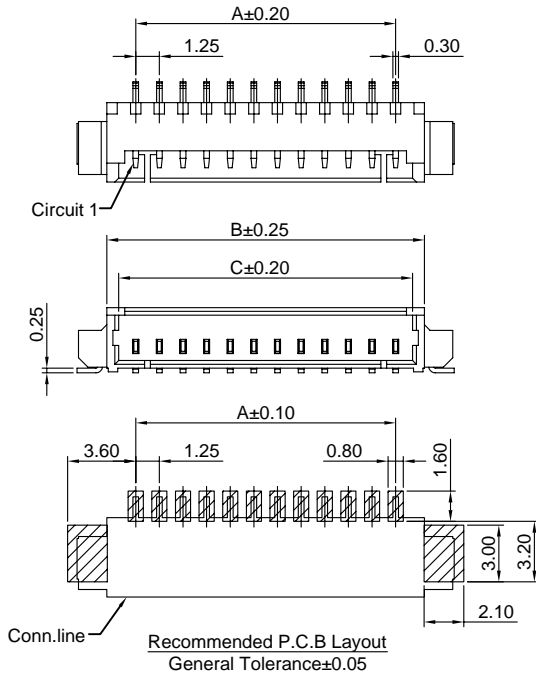
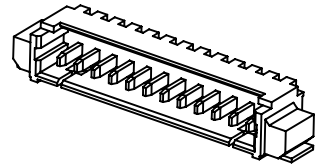
Reference Informations:

- *Material:Pin:Phosphor Bronze/Tin over Nickel
Solder Tabs:Phosphor Bronze/Tin over Nickel
Insulator:Nylon 9T,UL94V-0
- *Mates with CJT A1251H-XP series Housing
- *Color:Natural

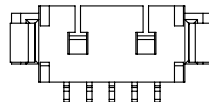
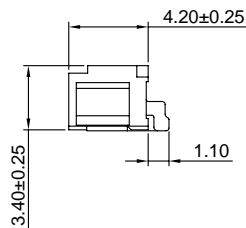
Ordering Information:

A1251WRA-S-XP - *** - **
1 2 3

- 1.Part No.
- 2.Material:
(Blank):Nylon 9T,UL94V-0
GWT:Nylon 9T,UL94V-0,GWT 750°C
- 3.Finish:
(blank):Tin over Nickel
G:Gold over Nickel



02P~03P Single Hole



04P~20P Double Hole

Ordering Information & Dimensions:


PART NO.	Dimensions	
	A	B
2P	1.25	7.75
3P	2.50	9.00
4P	3.75	10.25
5P	5.00	11.50
6P	6.25	12.75
7P	7.50	14.00
8P	8.75	15.25
9P	10.00	16.50
10P	11.25	17.75
11P	12.50	19.00
12P	13.75	20.25
13P	15.00	21.50
14P	16.25	22.75
15P	17.50	24.00
16P	18.75	25.25
17P	20.00	26.50
18P	21.25	27.75
19P	22.50	29.00
20P	23.75	30.25

Unit: mm

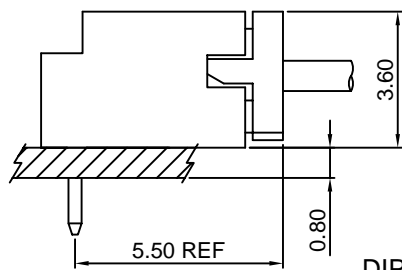
Specifications

- Current rating:1A AC,DC
- Voltage rating:150V AC,DC
- Temperature range:-40°C~+105°C
- Contact resistance:30mΩMax.
- Insulation resistance:500MΩMin.
- Withstanding voltage:500V AC/minute
- *Compliant with RoHS and REACH*
- *Meet the HF/Halogen Free,need to customize*
- *Contact CJT for details*

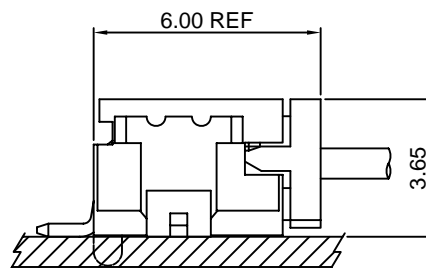
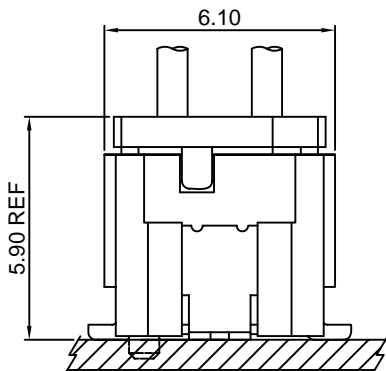
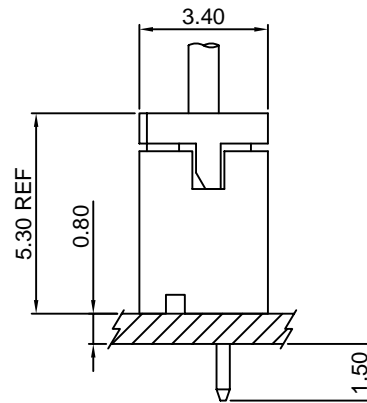
Standards



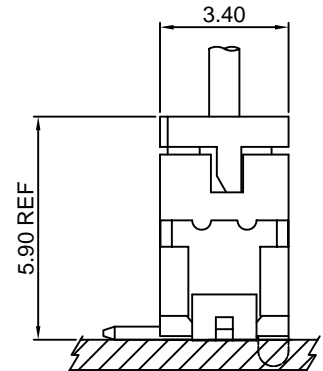
Assembly layout



DIP TYPE



SMT TYPE

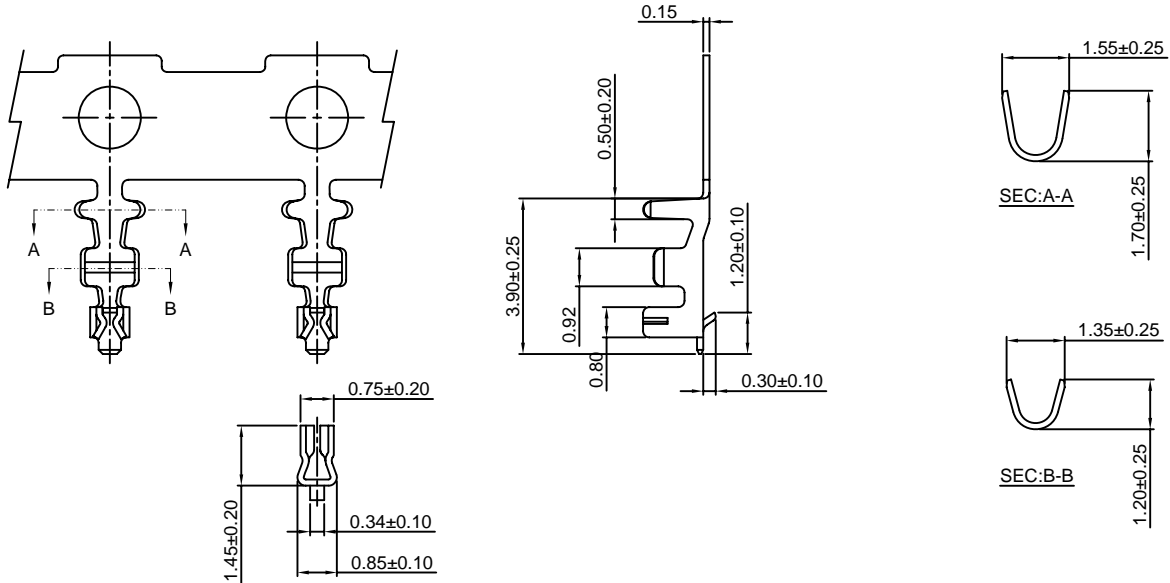


A1252-T

1.25mm pitch Crimp Terminal

Reference Informations:

*Used in CJT A1252H-XP, A1252HA-XP series Housing



Ordering information & Specifications:

Unit:mm

Part NO.	Wire Range	Insulation O.D.	Material	Finish	Qty/reel
A1252-TP	AWG#26-#30	1.00mm(max)	Phosphor Bronze	Tin over Nickel	10,000 PCS
A1252-GP	AWG#26-#30	1.00mm(max)	Phosphor Bronze	Gold over Nickel	10,000 PCS

Optional Gold plating available but MOQ requested

A1252H-XP

1.25mm pitch Single Row Housing

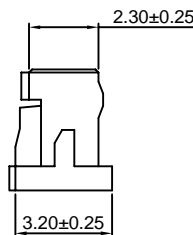
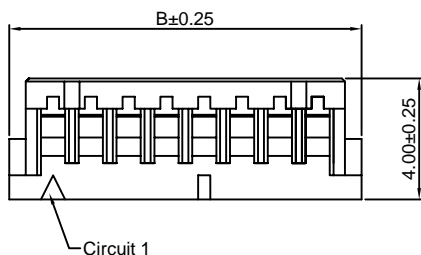
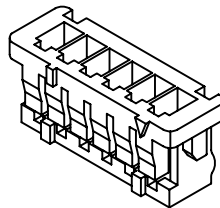
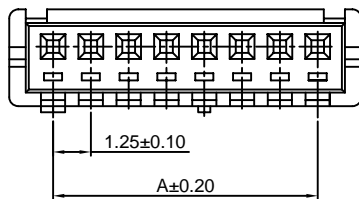
Reference Informations:

*Material:Nylon 66,UL94V-0

*Suitable CJT A1252-T series Terminal

*Mates with CJT A1252WV,WR,WV-S,WV-S-F,WR-S,WR-S-F-XP series Single Row Wafer

*Color:Gray



Ordering Information:

A1252H-XP - ***
1 2

1.Part No.

2.Material:

(Blank):Nylon 66,UL94V-0

GWT :Nylon 66,UL94V-0 GWT 750 °C

Ordering Information & Dimensions:

PART NO.	Dimensions	
	A	B
2P	1.25	4.15
3P	2.50	5.40
4P	3.75	6.65
5P	5.00	7.90
6P	6.25	9.15
7P	7.50	10.40
8P	8.75	11.65
9P	10.00	12.90
10P	11.25	14.15
11P	12.50	15.40
12P	13.75	16.65
13P	15.00	17.90
14P	16.25	19.15
15P	17.50	20.40

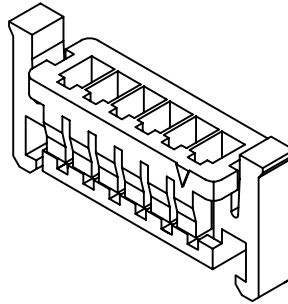
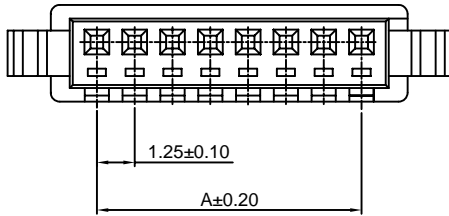
Unit: mm

A1252HA-XP

1.25mm pitch Single Row Housing

Reference Informations:

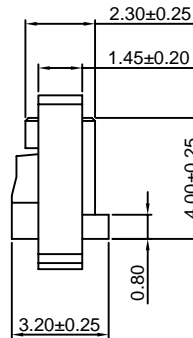
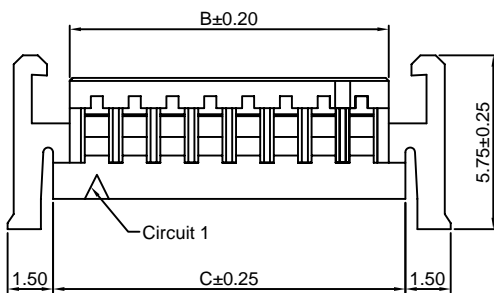
- *Material:Nylon 66,UL94V-0
- *Suitable CJT A1252-T series Terminal
- *Color:White



Ordering Information:

A1252HA-XP - ***
1 2

- 1.Part No.
- 2.Material:
(Blank):Nylon 66,UL94V-0
GWT :Nylon 66,UL94V-0 GWT 750 °C



Ordering Information & Dimensions:

PART NO.	Dimensions		
	A	B	C
2P	1.25	2.90	4.15
3P	2.50	4.15	5.40
4P	3.75	5.40	6.65
5P	5.00	6.65	7.90
6P	6.25	7.90	9.15
7P	7.50	9.15	10.40
8P	8.75	10.40	11.65
9P	10.00	11.65	12.90
10P	11.25	12.90	14.15
11P	12.50	14.15	15.40
12P	13.75	15.40	16.65
13P	15.00	16.65	17.90
14P	16.25	17.90	19.15
15P	17.50	19.15	20.40

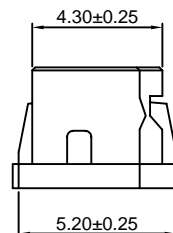
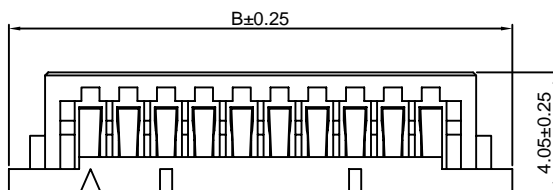
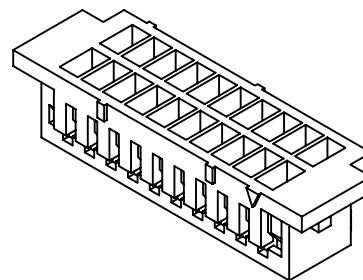
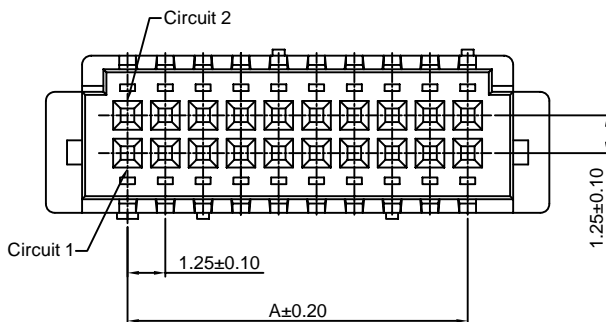
Unit: mm

A1252H-2xXP

1.25mm pitch Dual Row Housing

Reference Informations:

- *Material:Nylon 66,UL94V-0
- *Suitable CJT A1252-T series Terminal
- *Mates with CJT A1252WV-S,WV-S-F-2xXP series Dual Row Wafer
- *Color:Gray



Ordering Information:

A1252H-2xXP - ***
1 2

- 1.Part No.
- 2.Material:
(Blank):Nylon 66,UL94V-0
GWT :Nylon 66,UL94V-0 GWT 750 °C

Ordering Information & Dimensions:

PART NO.	Dimensions	
	A	B
2x5P	5.00	10.40
2x7P	7.50	12.90
2x10P	11.25	16.65
2x15P	17.50	22.90
2x20P	23.75	29.15

Unit: mm

A1252WV-XP

1.25mm pitch 180° Single Row Wafer

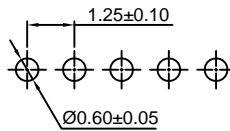
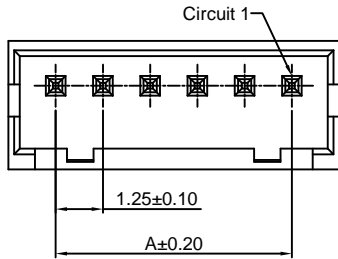
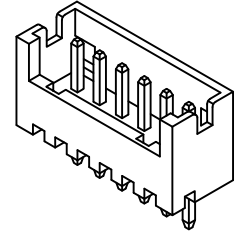
Reference Informations:

- *Material:Pin:Brass/Tin over Nickel
Insulator:Nylon 66,UL94V-0
- *Mates with CJT A1252H-XP series Single Row Housing
- *Color:Gray

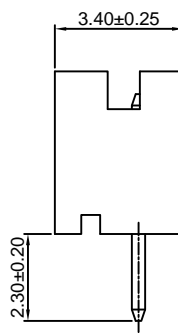
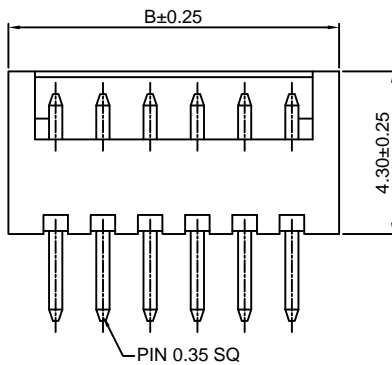
Ordering Information:

A1252WV-XP - *** - **
1 2 3

- 1.Part No.
- 2.Material:
(Blank):Nylon 66,UL94V-0
GWT:Nylon 66,UL94V-0,GWT 750°C
- 3.Finish:
(Blank):Tin over Nickel
G:Gold over Nickel



P.C.B LAYOUT



Ordering Information & Dimensions:

PART NO.	Dimensions	
	A	B
2P	1.25	3.75
3P	2.50	5.00
4P	3.75	6.25
5P	5.00	7.50
6P	6.25	8.75
7P	7.50	10.00
8P	8.75	11.25
9P	10.00	12.50
10P	11.25	13.75
11P	12.50	15.00
12P	13.75	16.25
13P	15.00	17.50
14P	16.25	18.75
15P	17.50	20.00

Unit: mm

A1252WR-XP

1.25mm pitch 90° Single Row Wafer

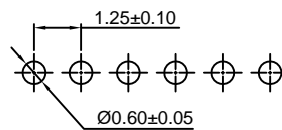
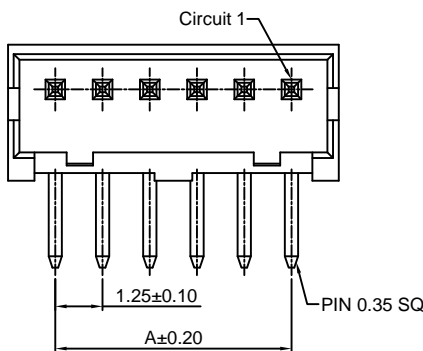
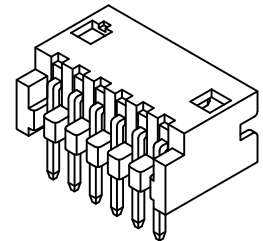
Reference Informations:

- *Material:Pin:Brass/Tin over Nickel
Insulator:Nylon 66,UL94V-0
- *Mates with CJT A1252H-XP series Single Row Housing
- *Color:Gray

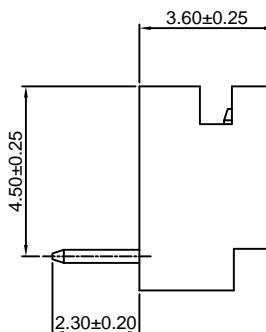
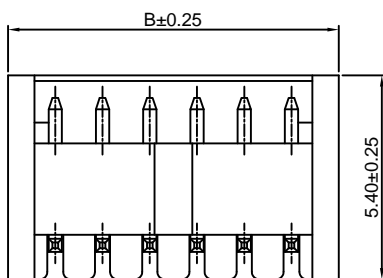
Ordering Information:

A1252WR-XP - *** - **
1 2 3

- 1.Part No.
- 2.Material:
(Blank):Nylon 66,UL94V-0
GWT:Nylon 66,UL94V-0,GWT 750°C
- 3.Finish:
(Blank):Tin over Nickel
G:Gold over Nickel



P.C.B LAYOUT



Ordering Information & Dimensions:

PART NO.	Dimensions	
	A	B
2P	1.25	3.75
3P	2.50	5.00
4P	3.75	6.25
5P	5.00	7.50
6P	6.25	8.75
7P	7.50	10.00
8P	8.75	11.25
9P	10.00	12.50
10P	11.25	13.75
11P	12.50	15.00
12P	13.75	16.25
13P	15.00	17.50
14P	16.25	18.75
15P	17.50	20.00

Unit: mm

A1252WV-S-XP

1.25mm pitch 180° Single Row Wafer-SMT TYPE

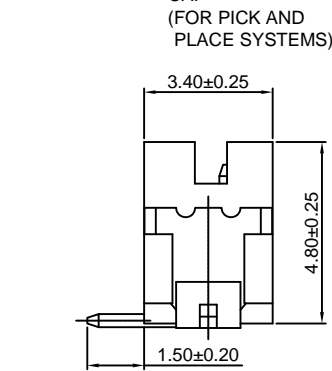
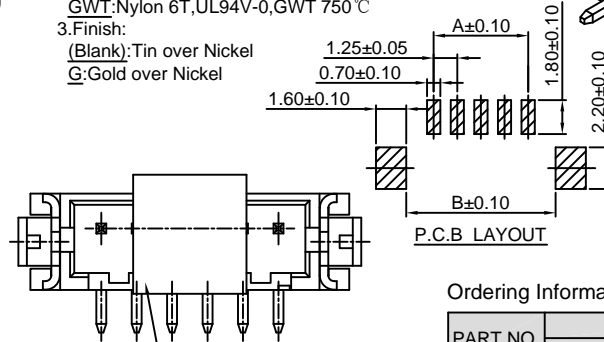
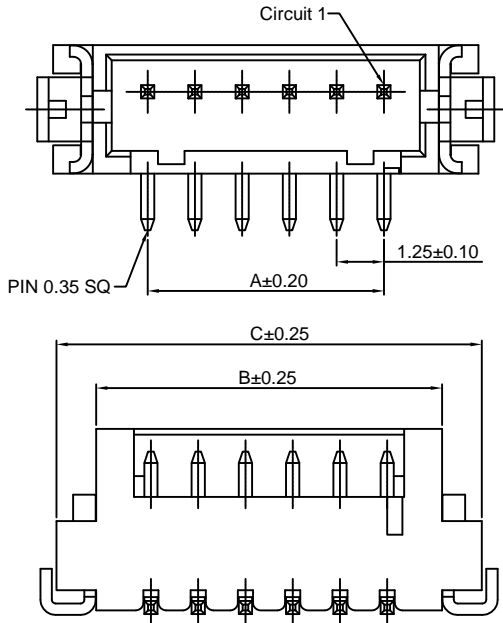
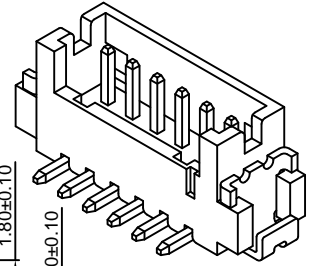
Reference Informations:

- *Material: Pin: Brass/Tin over Nickel
Insulator: Nylon 6T, UL94V-0
Cap: Nylon 6T, UL94V-0
- *Mates with CJT A1252H-XP series Single Row Housing
- *Color: Ivory

Ordering Information:

A1252WV-S-XP - *** - **
1 2 3

1. Part No.
2. Material:
(Blank): Nylon 6T, UL94V-0
GWT: Nylon 6T, UL94V-0, GWT 750°C
3. Finish:
(Blank): Tin over Nickel
G: Gold over Nickel



Ordering Information & Dimensions:

PART NO.	Dimensions		
	A	B	C
2P	1.25	4.15	6.25
3P	2.50	5.40	7.50
4P	3.75	6.65	8.75
5P	5.00	7.90	10.00
6P	6.25	9.15	11.25
7P	7.50	10.40	12.50
8P	8.75	11.65	13.75
9P	10.00	12.90	15.00
10P	11.25	14.15	16.25
11P	12.50	15.40	17.50
12P	13.75	16.65	18.75
13P	15.00	17.90	20.00
14P	16.25	19.15	21.25
15P	17.50	20.40	22.50

Unit: mm

A1252WV-S-F-XP

1.25mm pitch 180° Single Row Wafer-SMT TYPE

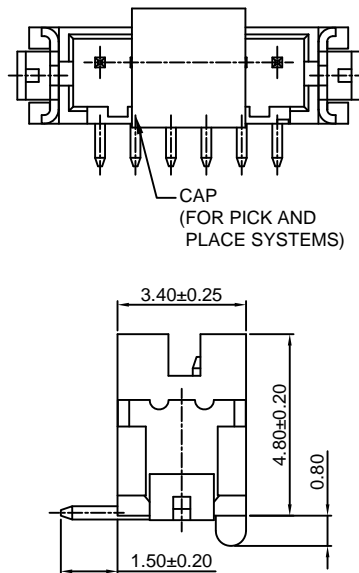
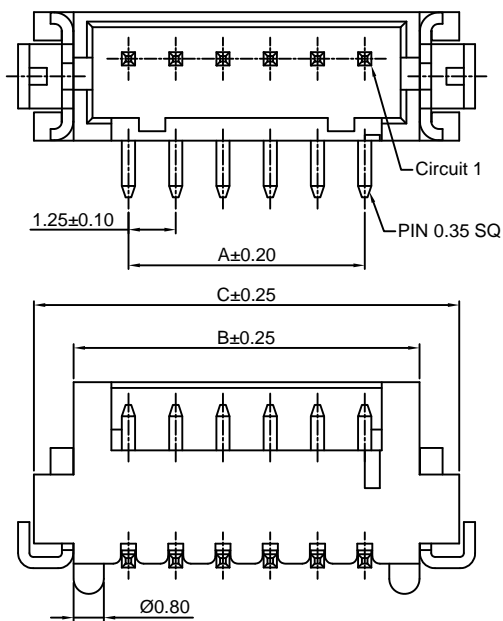
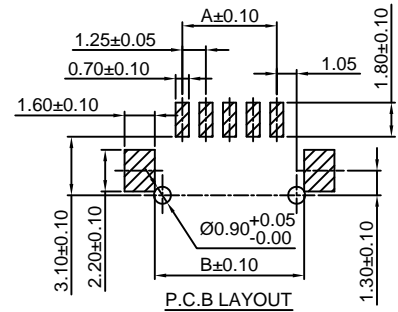
Reference Informations:

- *Material: Pin: Brass/Tin over Nickel
Solder Tabs: Phosphor Bronze/Tin over Nickel
Insulator: Nylon 6T, UL94V-0
Cap: Nylon 6T, UL94V-0
- *Mates with CJT A1252H-XP series Single Row Housing
- *Color: Ivory

Ordering Information:

A1252WV-S-F-XP - *** - **
1 2 3

1. Part No.
2. Material:
(Blank): Nylon 6T, UL94V-0
GWT: Nylon 6T, UL94V-0, GWT 750°C
3. Finish:
(Blank): Tin over Nickel
G: Gold over Nickel



Ordering Information & Dimensions:

PART NO.	Dimensions		
	A	B	C
2P	1.25	4.15	6.25
3P	2.50	5.40	7.50
4P	3.75	6.65	8.75
5P	5.00	7.90	10.00
6P	6.25	9.15	11.25
7P	7.50	10.40	12.50
8P	8.75	11.65	13.75
9P	10.00	12.90	15.00
10P	11.25	14.15	16.25
11P	12.50	15.40	17.50
12P	13.75	16.65	18.75
13P	15.00	17.90	20.00
14P	16.25	19.15	21.25
15P	17.50	20.40	22.50

Unit: mm

A1252WR-S-XP

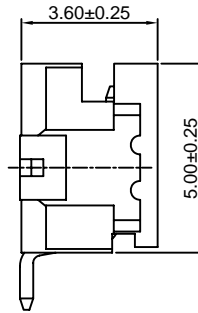
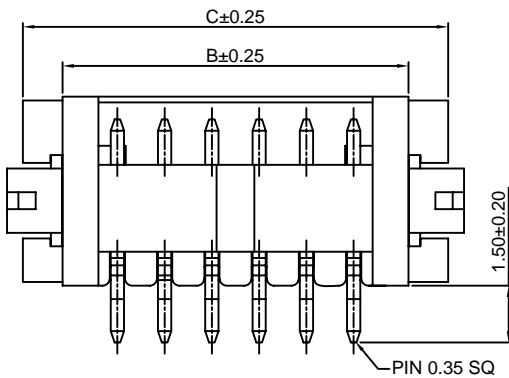
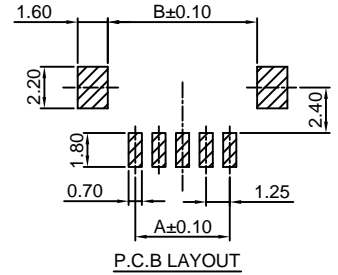
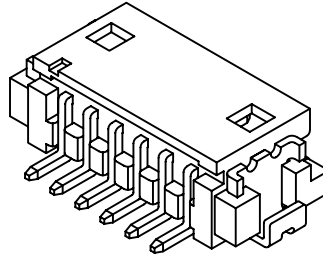
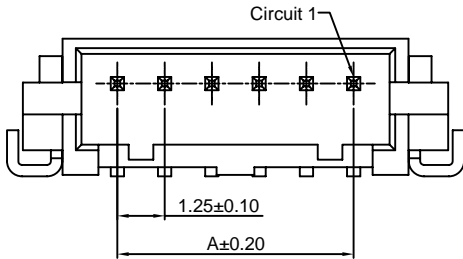
1.25mm pitch 90° Single Row Wafer-SMT TYPE

Reference Informations:

- *Material:Pin:Brass/Tin over Nickel
Solder Tabs:Phosphor Bronze/Tin over Nickel
Insulator:Nylon 6T,UL94V-0
- *Mates with CJT A1252H-XP series Single Row Housing
- *Color:Ivory

Ordering Information:

- A1252WR-S-XP - *** - **
 1 2 3
- 1.Part No.
 - 2.Material:
(Blank):Nylon 6T,UL94V-0
GWT:Nylon 6T,UL94V-0 GWT 750°C
 - 3.Finish:
(Blank):Tin over Nickel
G:Gold over Nickel



Ordering Information & Dimensions:

PART NO.	Dimensions		
	A	B	C
2P	1.25	4.15	6.25
3P	2.50	5.40	7.50
4P	3.75	6.65	8.75
5P	5.00	7.90	10.00
6P	6.25	9.15	11.25
7P	7.50	10.40	12.50
8P	8.75	11.65	13.75
9P	10.00	12.90	15.00
10P	11.25	14.15	16.25
11P	12.50	15.40	17.50
12P	13.75	16.65	18.75
13P	15.00	17.90	20.00
14P	16.25	19.15	21.25
15P	17.50	20.40	22.50

Unit: mm

A1252WR-S-F-XP

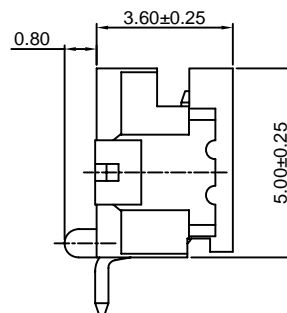
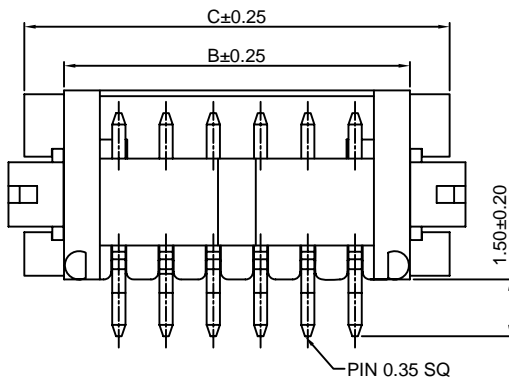
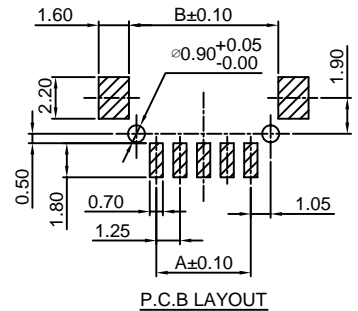
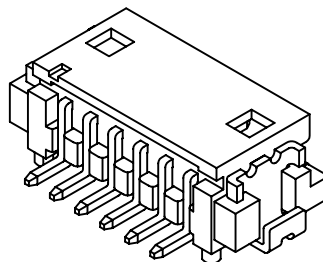
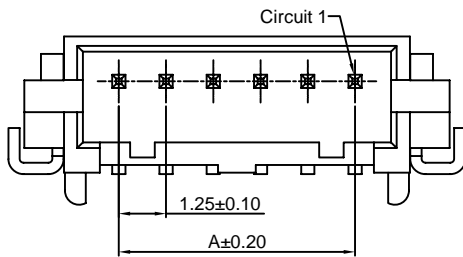
1.25mm pitch 90° Single Row Wafer-SMT TYPE

Reference Informations:

- *Material:Pin:Brass/Tin over Nickel
Solder Tabs:Phosphor Bronze/Tin over Nickel
Insulator:Nylon 6T,UL94V-0
- *Mates with CJT A1252H-XP series Single Row Housing
- *Color:Ivory

Ordering Information:

- A1252WR-S-XP - *** - **
 1 2 3
- 1.Part No.
 - 2.Material:
(Blank):Nylon 6T,UL94V-0
GWT:Nylon 6T,UL94V-0 GWT 750°C
 - 3.Finish:
(Blank):Tin over Nickel
G:Gold over Nickel



Ordering Information & Dimensions:

PART NO.	Dimensions		
	A	B	C
2P	1.25	4.15	6.25
3P	2.50	5.40	7.50
4P	3.75	6.65	8.75
5P	5.00	7.90	10.00
6P	6.25	9.15	11.25
7P	7.50	10.40	12.50
8P	8.75	11.65	13.75
9P	10.00	12.90	15.00
10P	11.25	14.15	16.25
11P	12.50	15.40	17.50
12P	13.75	16.65	18.75
13P	15.00	17.90	20.00
14P	16.25	19.15	21.25
15P	17.50	20.40	22.50

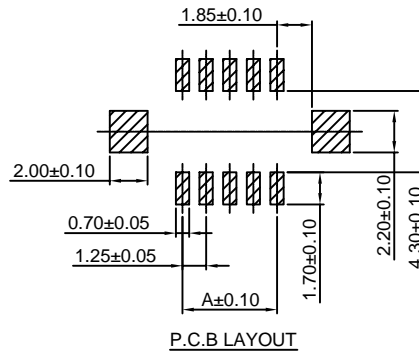
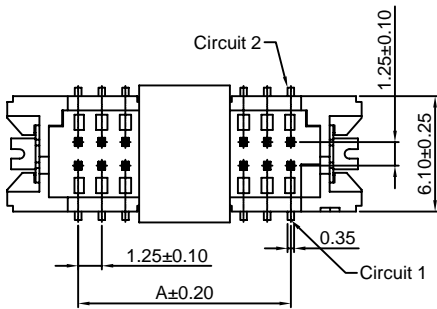
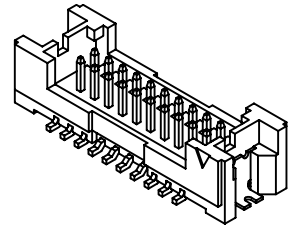
Unit: mm

A1252WV-S-2xXP

1.25mm pitch 180° Dual Row Wafer-SMT TYPE

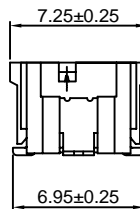
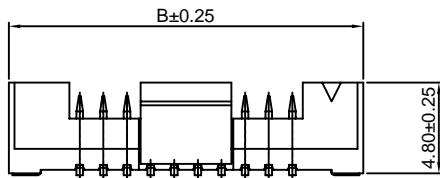
Reference Informations:

- *Material:Pin:Brass/Tin over Nickel
Solder Tabs:Phosphor Bronze/Tin over Nickel
Insulator:Nylon 6T,UL94V-0
Cap:Nylon 6T,UL94V-0
- *Mates with CJT A1252H-2xXP series Dual Row Housing
- *Color:Ivory



Ordering Information:
A1252WV-S-2xXP - *** - **
1 2 3

- 1.Part No.
- 2.Material:
(Blank):Nylon 6T,UL94V-0
GWT:Nylon 6T,UL94V-0,GWT 750 °C
- 3.Finish:
(Blank):Tin over Nickel
G:Gold over Nickel



Ordering Information & Dimensions:

PART NO.	Dimensions	
	A	B
2x5P	5.00	12.50
2x7P	7.50	15.00
2x10P	11.25	18.75
2x15P	17.50	25.00
2x20P	23.75	31.25

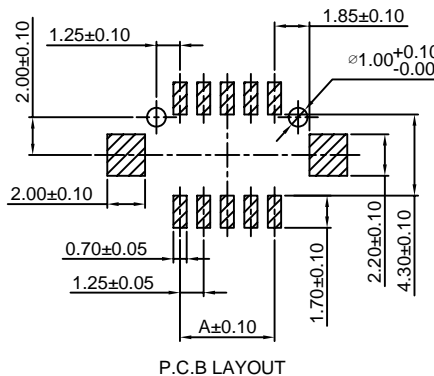
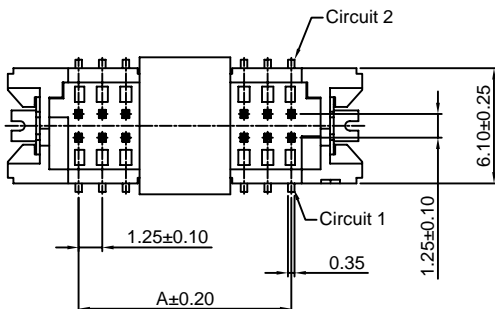
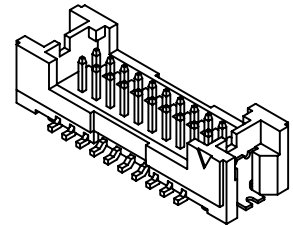
Unit: mm

A1252WV-S-F-2xXP

1.25mm pitch 180° Dual Row Wafer-SMT TYPE

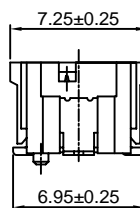
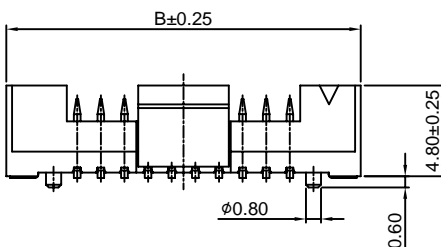
Reference Informations:

- *Material:Pin:Brass/Tin over Nickel
Solder Tabs:Phosphor Bronze/Tin over Nickel
Insulator:Nylon 6T,UL94V-0
Cap:Nylon 6T,UL94V-0
- *Mates with CJT A1252H-2xXP series Dual Row Housing
- *Color:Ivory



Ordering Information:
A1252WV-S-F-2xXP - *** - **
1 2 3

- 1.Part No.
- 2.Material:
(Blank):Nylon 6T,UL94V-0
GWT:Nylon 6T,UL94V-0,GWT 750 °C
- 3.Finish:
(Blank):Tin over Nickel
G:Gold over Nickel



Ordering Information & Dimensions:

PART NO.	Dimensions	
	A	B
2x5P	5.00	12.50
2x7P	7.50	15.00
2x10P	11.25	18.75
2x15P	17.50	25.00
2x20P	23.75	31.25

Unit: mm

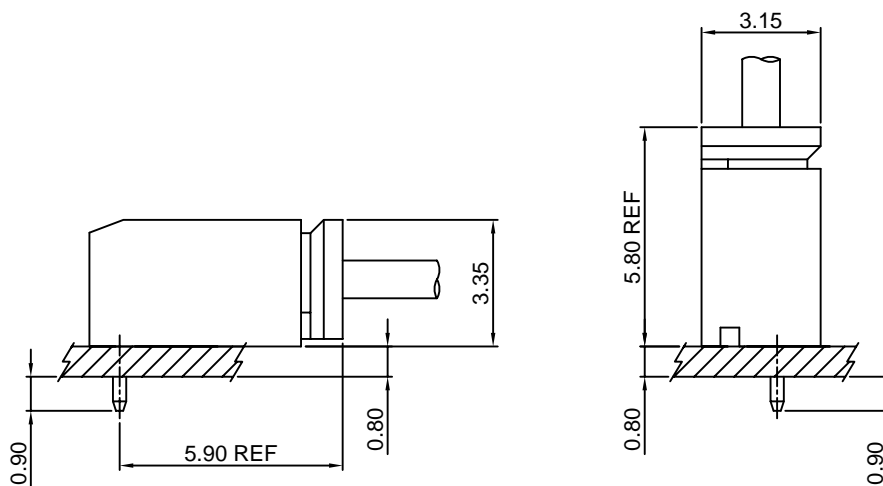
Specifications

- Current rating:1A AC,DC
- Voltage rating:200V AC,DC
- Temperature range:-40°C~+105°C
- Contact resistance:20mΩMax.
- Insulation resistance:100MΩMin.
- Withstanding voltage:500V AC/minute
- *Compliant with RoHS and REACH*
- *Meet the HF/Halogen Free,need to customize*
- *Contact CJT for details*

Standards



Assembly layout

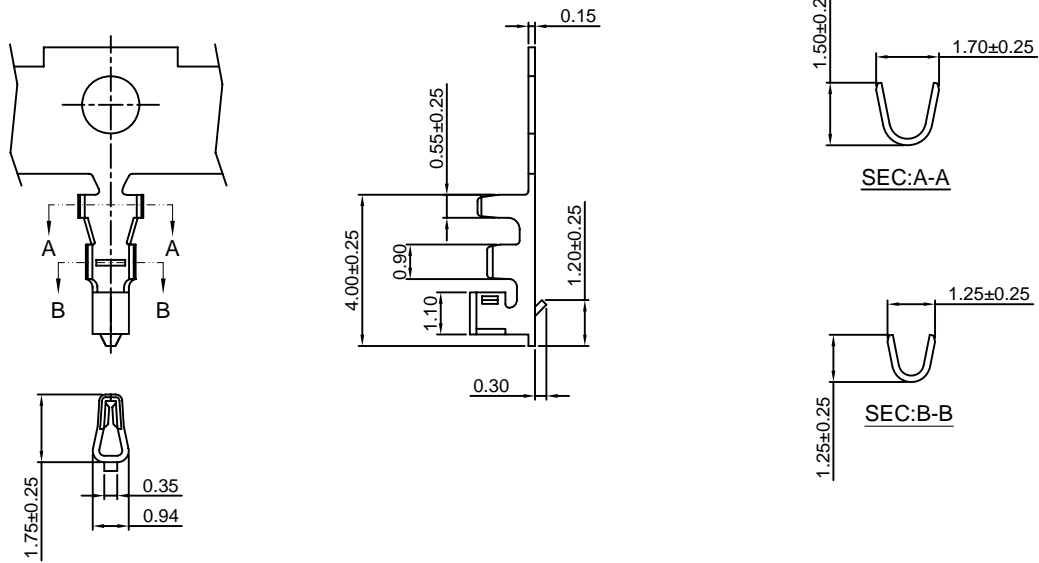


A1253-T

1.25mm pitch Crimp Terminal

Reference Informations:

*Used in CJT A1253H-XP series Housing



Ordering information & Specifications:

Unit:mm

Part NO.	Wire Range	Insulation O.D.	Material	Finish	Qty/reel
A1253-TP	AWG#28-#32	1.00mm(max)	Phosphor Bronze	Tin over Nickel	10,000 PCS
A1253-GP	AWG#28-#32	1.00mm(max)	Phosphor Bronze	Gold over Nickel	10,000 PCS

Optional Gold plating available but MOQ requested

A1253H-XP

1.25mm pitch Housing

Reference Informations:

*Material:Nylon 66,UL94V-0

*Suitable CJT A1253-T series Terminal

*Mates with CJT A1253WV,A1253WR-XP series Wafer

*Color:Reddish brown

Ordering Information:

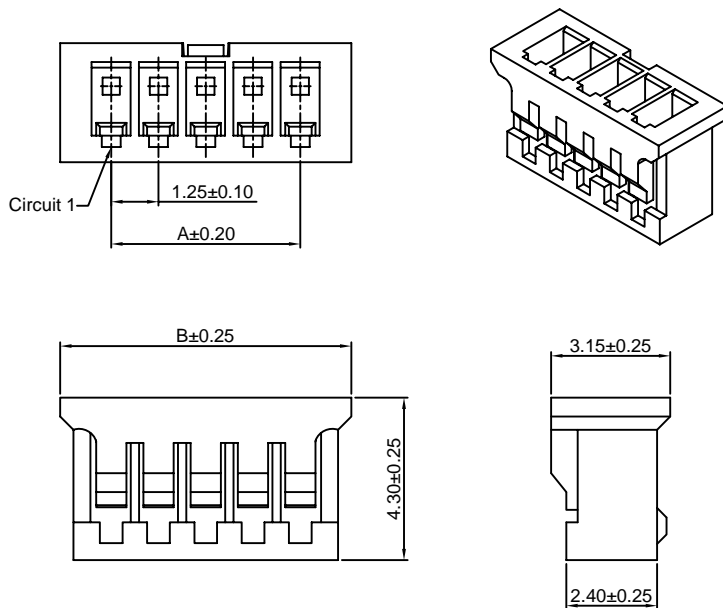
A1253H-XP - **
1 2

1.Part No.

2.Material:

(Blank):Nylon 66,UL94V-0

GWT :Nylon 66,UL94V-0 GWT 750 °C



Ordering Information & Dimensions:

PART NO.	Dimensions	
	A	B
2P	1.25	3.95
3P	2.50	5.20
4P	3.75	6.45
5P	5.00	7.70
6P	6.25	8.95
7P	7.50	10.20
8P	8.75	11.45
9P	10.00	12.70
10P	11.25	13.95
11P	12.50	15.20
12P	13.75	16.45
13P	15.00	17.70
14P	16.25	18.95
15P	17.50	20.20

Unit: mm

A1253WV-XP

1.25mm pitch 180° Wafer

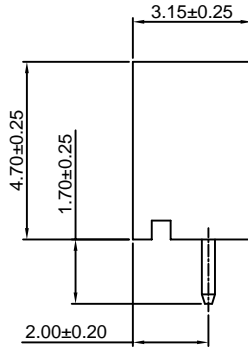
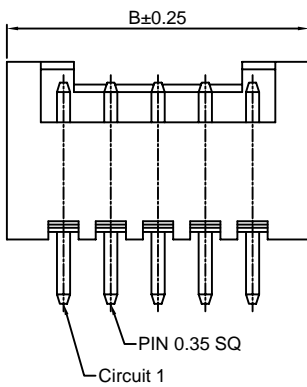
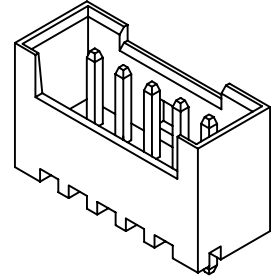
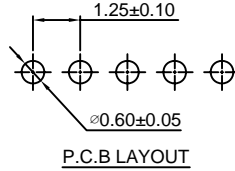
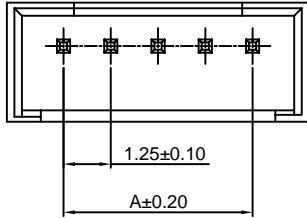
Reference Informations:

- *Material:Pin:Brass/Tin over Nickel
Insulator:Nylon 66,UL94V-0
- *Mates with CJT A1253H-XP series Housing
- *Color:Reddish brown

Ordering Information:

A1253WV-XP - *** - **
1 2 3

- 1.Part No.
- 2.Material:
(Blank):Nylon 66,UL94V-0
GWT:Nylon 66,UL94V-0,GWT 750°C
- 3.Finish:
(Blank):Tin over Nickel
G:Gold over Nickel



Ordering Information & Dimensions:

PART NO.	Dimensions	
	A	B
2P	1.25	4.25
3P	2.50	5.50
4P	3.75	6.75
5P	5.00	8.00
6P	6.25	9.25
7P	7.50	10.50
8P	8.75	11.75
9P	10.00	13.00
10P	11.25	14.25
11P	12.50	15.50
12P	13.75	16.75
13P	15.00	18.00
14P	16.25	19.25
15P	17.50	20.50

Unit: mm

A1253WR-XP

1.25mm pitch 90° Wafer

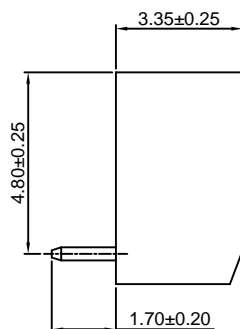
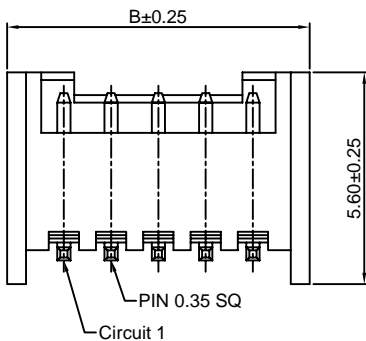
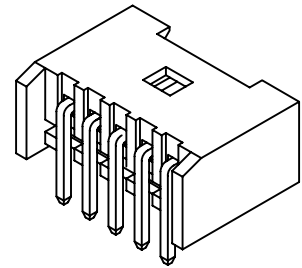
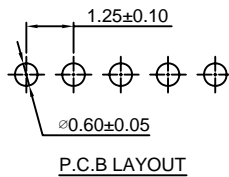
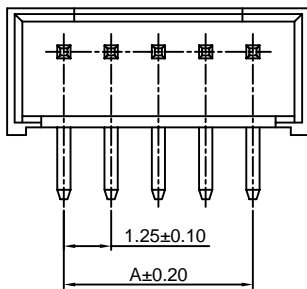
Reference Informations:

- *Material:Pin:Brass/Tin over Nickel
Insulator:Nylon 66,UL94V-0
- *Mates with CJT A1253H-XP series Housing
- *Color:Reddish brown

Ordering Information:

A1253WR-XP - *** - **
1 2 3

- 1.Part No.
- 2.Material:
(Blank):Nylon 66,UL94V-0
GWT :Nylon 66,UL94V-0,GWT 750°C
- 3.Finish:
(Blank):Tin over Nickel
G:Gold over Nickel



Ordering Information & Dimensions:

PART NO.	Dimensions	
	A	B
2P	1.25	4.25
3P	2.50	5.50
4P	3.75	6.75
5P	5.00	8.00
6P	6.25	9.25
7P	7.50	10.50
8P	8.75	11.75
9P	10.00	13.00
10P	11.25	14.25
11P	12.50	15.50
12P	13.75	16.75
13P	15.00	18.00
14P	16.25	19.25
15P	17.50	20.50

Unit: mm

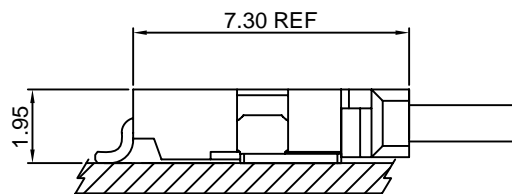
Specifications

- Current rating:1A AC,DC
- Voltage rating:125V AC,DC
- Temperature range:-40°C~+105°C
- Contact resistance:20mΩMax.
- Insulation resistance:100MΩMin.
- Withstanding voltage:500V AC/minute
- *Compliant with RoHS and REACH*
- *Meet the HF/Halogen Free,need to customize*
- *Contact CJT for details*

Standards



Assembly layout

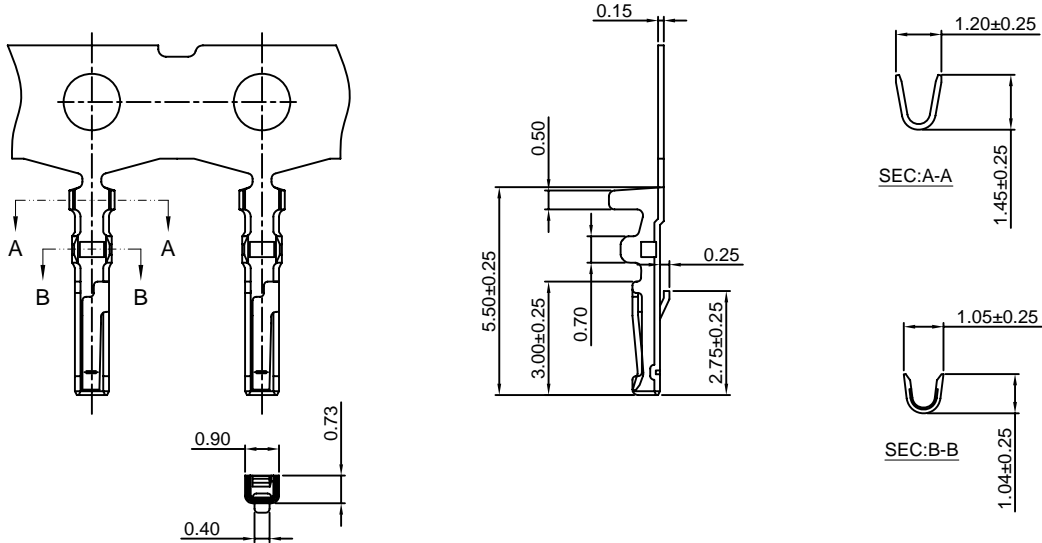


A1254-T

1.25mm pitch Crimp Terminal

Reference Informations:

*Used in CJT A1254H-XP series Housing



Ordering information & Specifications:

Unit:mm

Part NO.	Wire Range	Insulation O.D.	Material	Finish	Qty/reel
A1254-TP	AWG#28-#32	0.90mm(max)	Phosphor Bronze	Tin over Nickel	10,000 PCS
A1254-GP	AWG#28-#32	0.90mm(max)	Phosphor Bronze	Gold over Nickel	10,000 PCS

Optional Gold plating available but MOQ requested

A1254H-XP

1.25mm pitch Housing

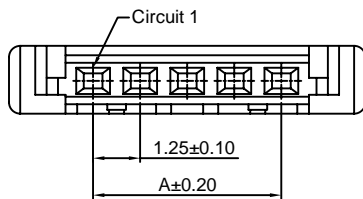
Reference Informations:

*Material:Nylon 66,UL94V-0

*Suitable CJT A1254-T series Terminal

*Mates with CJT A1254WR-S-XP series Wafer

*Color:White



Ordering Information:

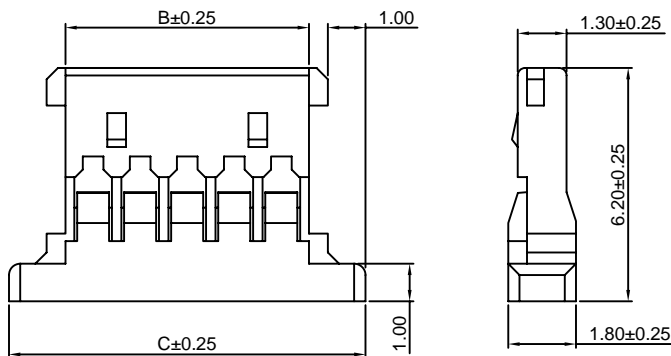
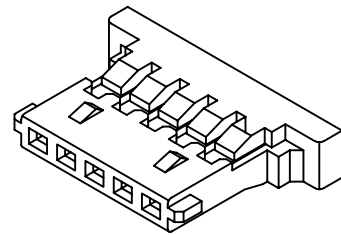
A1254H-XP - ***
1 2

1.Part No.

2.Material:

(Blank):Nylon 66,UL94V-0

GWT :Nylon 66,UL94V-0 GWT 750°C



Ordering Information & Dimensions:

PART NO.	Dimensions			PART NO.	Dimensions		
	A	B	C		A	B	C
2P	1.25	2.72	5.72	17P	20.00	21.47	24.47
3P	2.50	3.97	6.97	18P	21.25	22.72	25.72
4P	3.75	5.22	8.22	19P	22.50	23.97	26.97
5P	5.00	6.47	9.47	20P	23.75	25.22	28.22
6P	6.25	7.72	10.72	21P	25.00	26.47	29.47
7P	7.50	8.97	11.97	22P	26.25	27.72	30.72
8P	8.75	10.22	13.22	23P	27.50	28.97	31.97
9P	10.00	11.47	14.47	24P	28.75	30.22	33.22
10P	11.25	12.72	15.72	25P	30.00	31.47	34.47
11P	12.50	13.97	16.97	26P	31.25	32.72	35.72
12P	13.75	15.22	18.22	27P	32.50	33.97	36.97
13P	15.00	16.47	19.47	28P	33.75	35.22	38.22
14P	16.25	17.72	20.72	29P	35.00	36.47	39.47
15P	17.50	18.97	21.97	30P	36.25	37.72	40.72
16P	18.75	20.22	23.22				

Unit: mm

A1254HA-XP

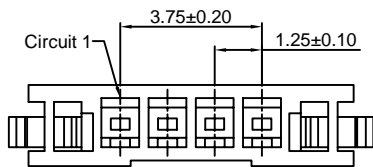
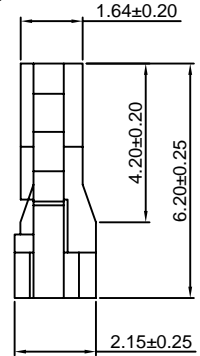
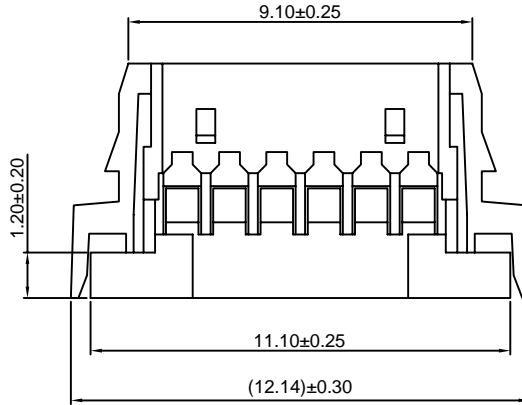
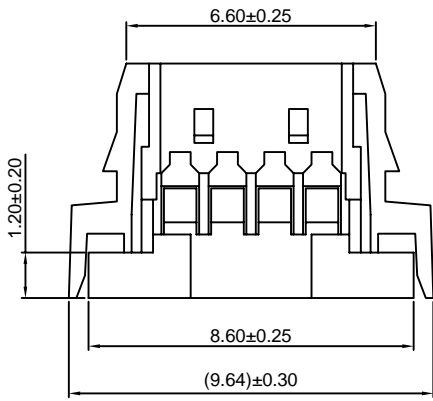
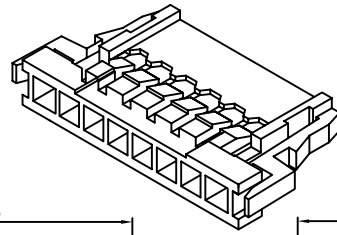
1.25mm pitch Housing

Reference Informations:

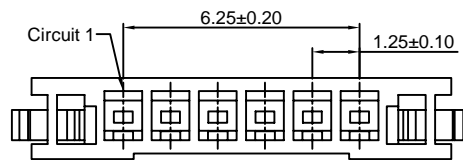
- *Material:Nylon 66,UL94V-0
- *Suitable CJT A1254-T series Terminal
- *Color:White

Ordering Information:

- A1254HA-XP - ***
 1 2
 1.Part No.
 2.Material:
 (Blank):Nylon 66,UL94V-0
 GWT :Nylon 66,UL94V-0 GWT 750 °C



A1254HA-4P



A1254HA-6P

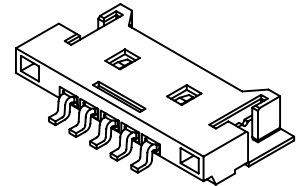
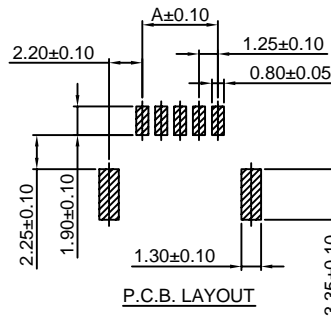
Unit: mm

A1254WR-S-XP

1.25mm pitch 90° Wafer-SMT TYPE

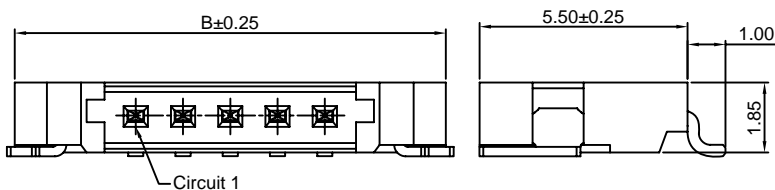
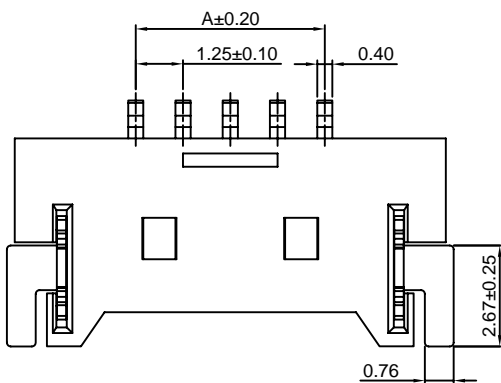
Reference Informations:

- *Material:Pin:Brass/Tin over Nickel on solder area
Gold over Nickel on contact area
Solder Tabs:Brass/Tin over Nickel
Insulator:Nylon 6T,UL94V-0
- *Mates with CJT A1254H-XP series Housing
- *Color:Beige



Ordering Information:

- A1254WR-S-XP - ***
 1 2
 1.Part No.
 2.Material:
 (Blank):Nylon 6T,UL94V-0
 GWT :Nylon 6T,UL94V-0 GWT 750 °C



Ordering Information & Dimensions:

PART NO.	Dimensions		PART NO.	Dimensions	
	A	B		A	B
2P	1.25	7.65	17P	20.00	26.40
3P	2.50	8.90	18P	21.25	27.65
4P	3.75	10.15	19P	22.50	28.90
5P	5.00	11.40	20P	23.75	30.15
6P	6.25	12.65	21P	25.00	31.40
7P	7.50	13.90	22P	26.25	32.65
8P	8.75	15.15	23P	27.50	33.90
9P	10.00	16.40	24P	28.75	35.15
10P	11.25	17.65	25P	30.00	36.40
11P	12.50	18.90	26P	31.25	37.65
12P	13.75	20.15	27P	32.50	38.90
13P	15.00	21.40	28P	33.75	40.15
14P	16.25	22.65	29P	35.00	41.40
15P	17.50	23.90	30P	36.25	42.65
16P	18.75	25.15			

Unit: mm

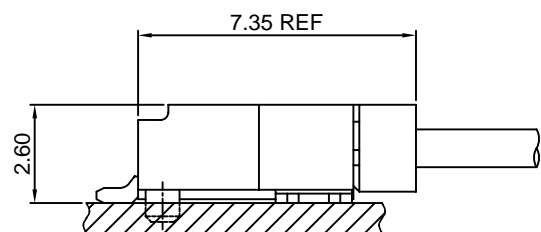
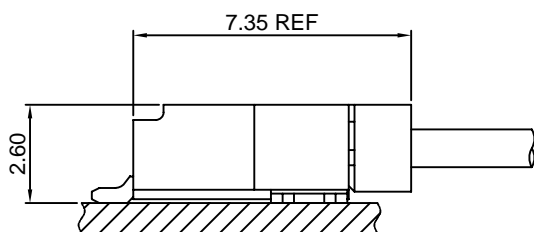
Specifications

Current rating:1A AC,DC
Voltage rating:150V AC,DC
Temperature range:-40°C~+105°C
Contact resistance:30mΩMax.
Insulation resistance:500MΩMin.
Withstanding voltage:500V AC/minute
Compliant with RoHS and REACH
Meet the HF/Halogen Free,need to customize
Contact CJT for details

Standards



Assembly layout

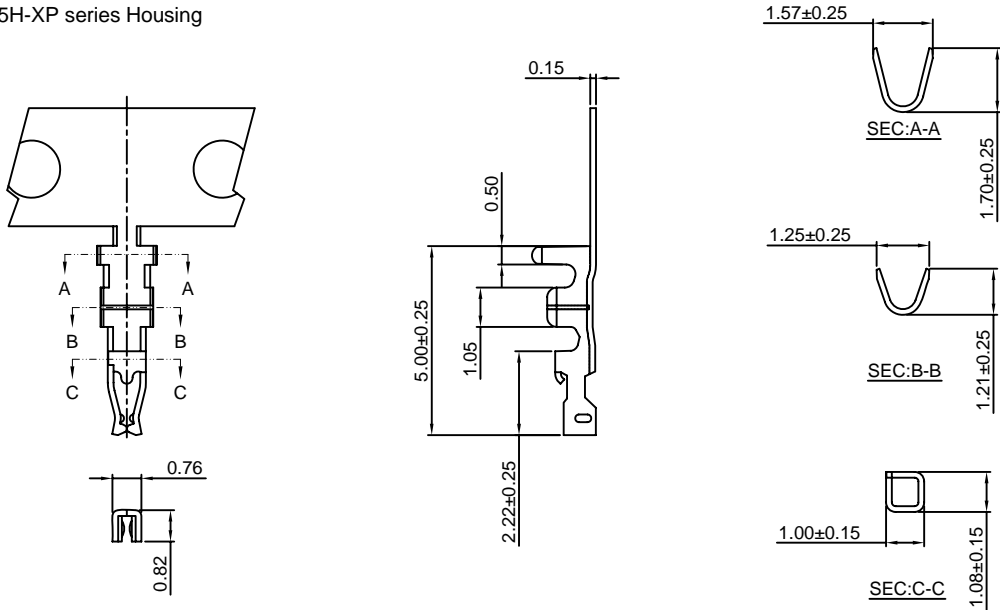


A1255-T

1.25mm pitch Crimp Terminal

Reference Informations:

*Used in CJT A1255H-XP series Housing



Ordering information & Specifications:

Unit:mm

Part NO.	Wire Range	Insulation O.D.	Material	Finish	Qty/reel
A1255-TP	AWG#26-#32	1.00mm(max)	Phosphor Bronze	Tin over Nickel	10,000 PCS
A1255-GP	AWG#26-#32	1.00mm(max)	Phosphor Bronze	Gold over Nickel	10,000 PCS

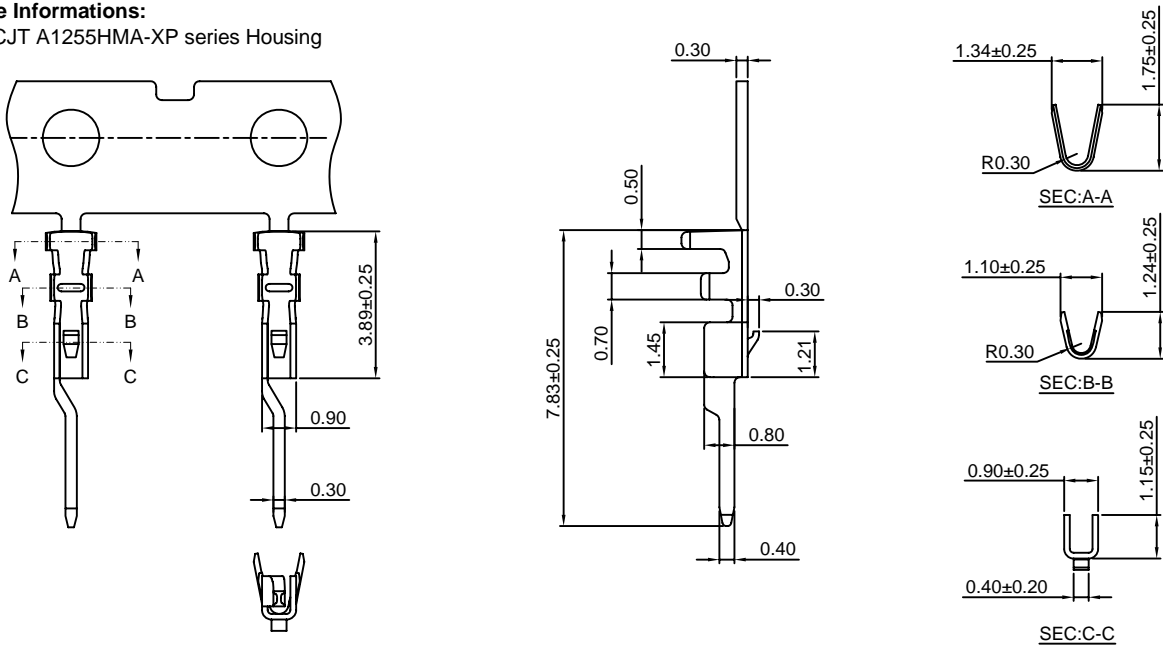
Optional Gold plating available but MOQ requested

A1255MA-T

1.25mm pitch Crimp Terminal

Reference Informations:

*Used in CJT A1255HMA-XP series Housing



Ordering information & Specifications:

Unit:mm

Part NO.	Wire Range	Insulation O.D.	Material	Finish	Qty/reel
A1255MA-TP	AWG#28-#32	0.90mm(max)	Phosphor Bronze	Tin over Nickel	15,000 PCS
A1255MA-GP	AWG#28-#32	0.90mm(max)	Phosphor Bronze	Gold over Nickel	15,000 PCS

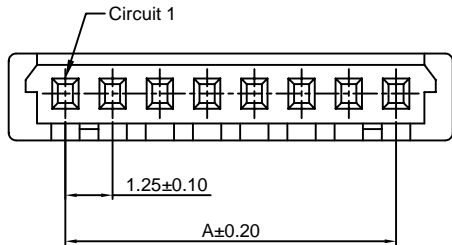
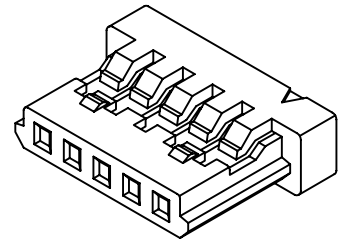
Optional Gold plating available but MOQ requested

A1255H-XP

1.25mm pitch Housing

Reference Informations:

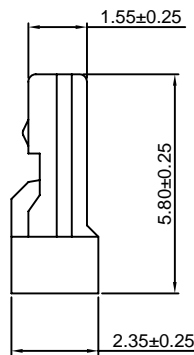
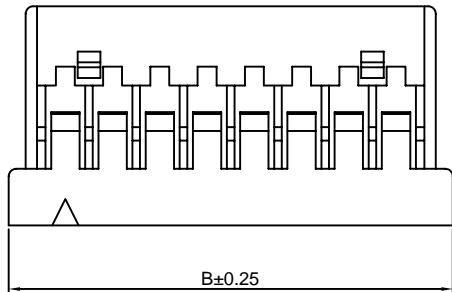
- *Material:Nylon 66,UL94V-0
- *Suitble CJT A1255-T series Terminal
- *Mates with CJT A1255WR-S,WR-S-F-XP series Wafer
- *Color:Gray



Ordering Information:

A1255H-XP - ***
1 / 2

- 1.Part No.
- 2.Material:
(Blank):Nylon 66,UL94V-0
GWT:Nylon 66,UL94V-0,GWT 750 °C



Ordering Information & Dimensions:

PART NO.	Dimensions	
	A	B
2P	1.25	4.35
3P	2.50	5.60
4P	3.75	6.85
5P	5.00	8.10
6P	6.25	9.35
7P	7.50	10.60
8P	8.75	11.85
9P	10.00	13.10
10P	11.25	14.35
11P	12.50	15.60
12P	13.75	16.85
13P	15.00	18.10
14P	16.25	19.35
15P	17.50	20.60
20P	23.75	26.85
25P	30.00	33.10
30P	36.25	39.35

Unit: mm

A1255HA-XP

1.25mm pitch Housing

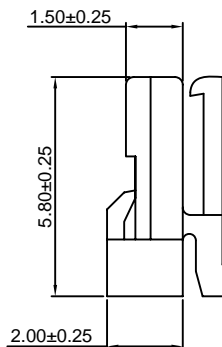
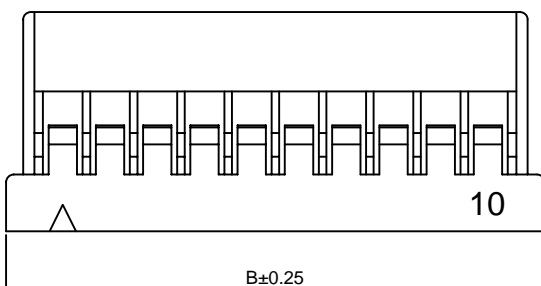
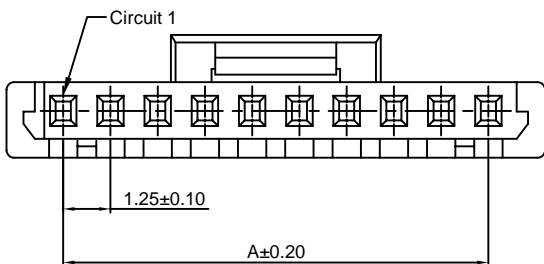
Reference Informations:

- *Material:Nylon 66,UL94V-0
- *Suitble CJT A1256-T series Terminal
- *Mates with CJT A1255HMA-XP series Housing or A1255WVA-S,WRA-S-XP series Wafer
- *Color:White

Ordering Information:

A1255HA-XP - ***
1 / 2

- 1.Part No.
- 2.Material:
(Blank):Nylon 66,UL94V-0
GWT:Nylon 66,UL94V-0,GWT 750 °C



Ordering Information & Dimensions:

PART NO.	Dimensions	
	A	B
2P	1.25	4.35
3P	2.50	5.60
4P	3.75	6.85
5P	5.00	8.10
6P	6.25	9.35
7P	7.50	10.60
8P	8.75	11.85
9P	10.00	13.10
10P	11.25	14.35
11P	12.50	15.60
12P	13.75	16.85
13P	15.00	18.10
14P	16.25	19.35
15P	17.50	20.60
20P	23.75	26.85
25P	30.00	33.10
30P	36.25	39.35

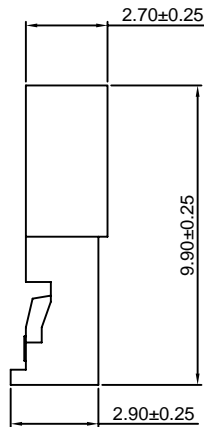
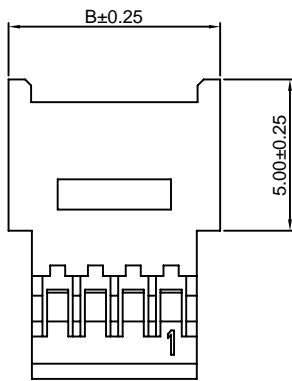
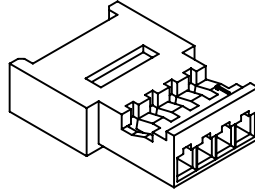
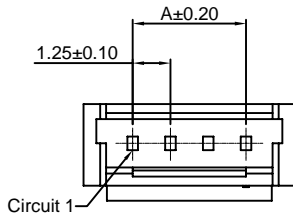
Unit: mm

A1255HMA-XP

1.25mm pitch Housing

Reference Informations:

- *Material:Nylon 66,UL94V-0
- *Suitble CJT A1255MA-T series Terminal
- *Mates with CJT A1255HA-XP series Housing
- *Color:White



Ordering Information:

A1255HMA-XP - ***
1 2

1.Part No.

2.Material:

(Blank):Nylon 66,UL94V-0

GWT:Nylon 66,UL94V-0,GWT 750°C

Ordering Information & Dimensions:

PART NO.	Dimensions	
	A	B
2P	1.25	4.50
3P	2.50	5.75
4P	3.75	7.00
5P	5.00	8.25
6P	6.25	9.50
7P	7.50	10.75
8P	8.75	12.00
9P	10.00	13.25
10P	11.25	14.50
11P	12.50	15.75
12P	13.75	17.00
13P	15.00	18.25
14P	16.25	19.50
15P	17.50	20.75
20P	23.75	22.00
25P	30.00	33.25

Unit: mm

A1255WR-S-XP

1.25mm pitch 90° Wafer Without Boss -SMT TYPE

Reference Informations:

- *Material:Pin:Brass/Tin over Nickel
- Solder Tabs:Brass/Tin over Nickel
- Insulator:Nylon 9T,UL94V-0
- *Mates with CJT A1255H-XP series Housing
- *Color:Ivory

Ordering Information:

A1255WR-S-XP - *** - **
1 2 3

1.Part No.

2.Material:

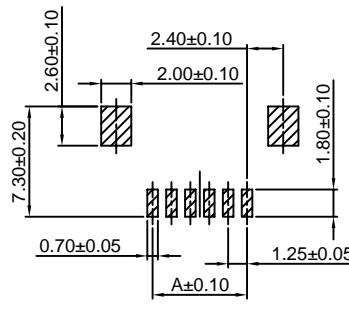
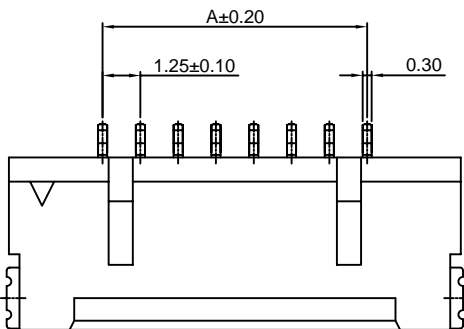
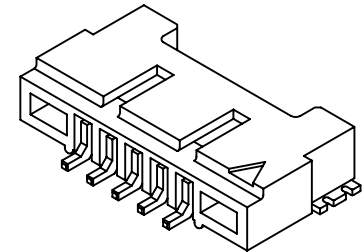
(Blank):Nylon 9T,UL94V-0

GWT:Nylon 9T,UL94V-0,GWT 750°C

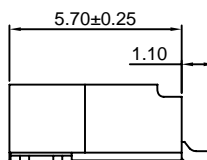
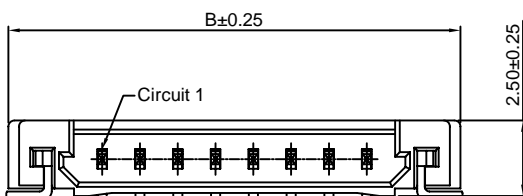
3.Finish:

(Blank):Tin over Nickel

G:Gold over Nickel



P.C.B. LAYOUT



Ordering Information & Dimensions:

PART NO.	Dimensions	
	A	B
2P	1.25	7.45
3P	2.50	8.70
4P	3.75	9.95
5P	5.00	11.20
6P	6.25	12.45
7P	7.50	13.70
8P	8.75	14.95
9P	10.00	16.20
10P	11.25	17.45
11P	12.50	18.70
12P	13.75	19.95
13P	15.00	21.20
14P	16.25	22.45
15P	17.50	23.70
20P	23.75	29.95
25P	30.00	36.20
30P	36.25	42.45

Unit: mm

A1255WR-S-F-XP

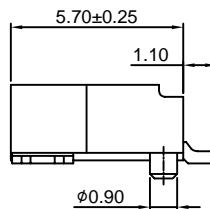
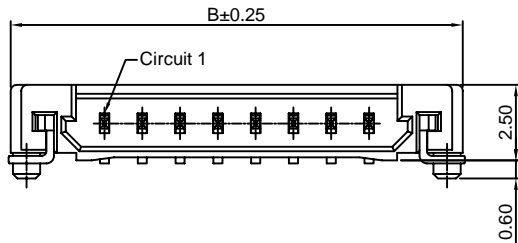
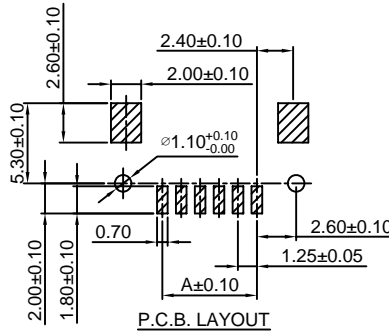
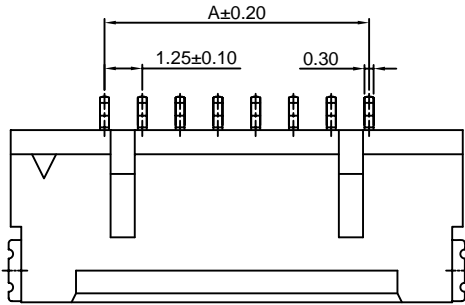
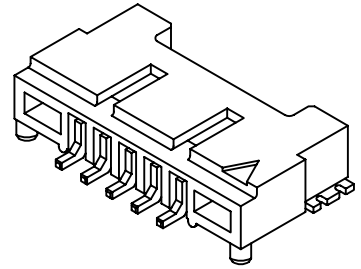
1.25mm pitch 90° Wafer With Boss-SMT TYPE

Reference Informations:

- *Material:Pin:Brass/Tin over Nickel
Solder Tabs:Brass/Tin over Nickel
Insulator:Nylon 9T,UL94V-0
- *Mates with CJT A1255H-XP series Housing
- *Color:Ivory

Ordering Information:

- A1255WR-S-F-XP - *** - **
 1 2 3
- 1.Part No.
 - 2.Material:
(Blank):Nylon 9T,UL94V-0
GWT:Nylon 9T,UL94V-0,GWT 750 °C
 - 3.Finish:
(Blank):Tin over Nickel
G:Gold over Nickel



Ordering Information & Dimensions:

PART NO.	Dimensions	
	A	B
2P	1.25	7.45
3P	2.50	8.70
4P	3.75	9.95
5P	5.00	11.20
6P	6.25	12.45
7P	7.50	13.70
8P	8.75	14.95
9P	10.00	16.20
10P	11.25	17.45
11P	12.50	18.70
12P	13.75	19.95
13P	15.00	21.20
14P	16.25	22.45
15P	17.50	23.70
20P	23.75	29.95
25P	30.00	36.20
30P	36.25	42.45

Unit: mm

A1255WVA-S-XP

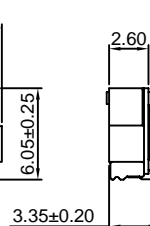
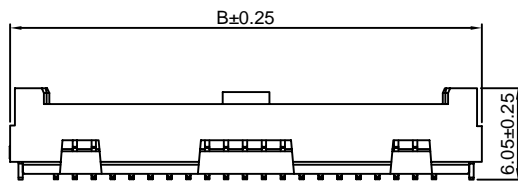
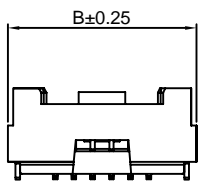
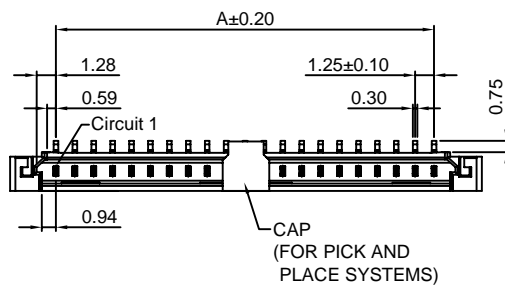
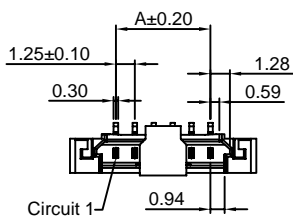
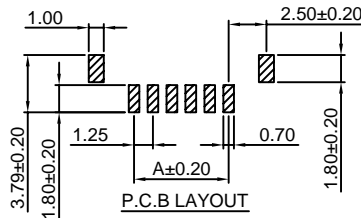
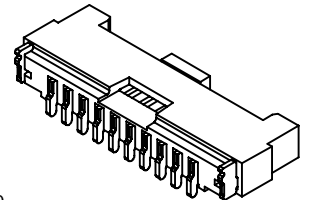
1.25mm pitch 180° Wafer Without Boss -SMT TYPE

Reference Informations:

- *Material:Pin:Brass/Tin over Nickel
Solder Tabs:Brass/Tin over Nickel
Insulator:Nylon 6T,UL94V-0
- *Mates with CJT A1255HA-XP series Housing
- *Color:Beige

Ordering Information:

- A1255WVA-S-XP - *** - **
 1 2 3
- 1.Part No.
 - 2.Material:
(Blank):Nylon 6T,UL94V-0
GWT:Nylon 6T,UL94V-0,GWT 750 °C
 - 3.Finish:
(Blank):Tin over Nickel
G:Gold over Nickel



2P~15P,20P

25P,30P

Ordering Information & Dimensions:

PART NO.	Dimensions	
	A	B
2P	1.25	7.45
3P	2.50	8.70
4P	3.75	9.95
5P	5.00	11.20
6P	6.25	12.45
7P	7.50	13.70
8P	8.75	14.95
9P	10.00	16.20
10P	11.25	17.45
11P	12.50	18.70
12P	13.75	19.95
13P	15.00	21.20
14P	16.25	22.45
15P	17.50	23.70
20P	23.75	29.95
25P	30.00	36.20
30P	36.25	42.45

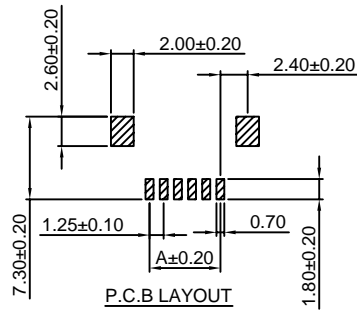
Unit: mm

A1255WRA-S-XP

1.25mm pitch 90° Wafer Without Boss -SMT TYPE

Reference Informations:

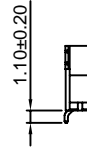
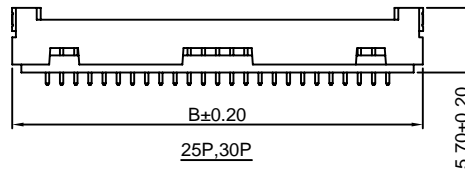
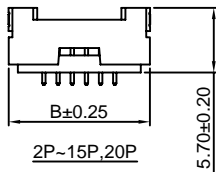
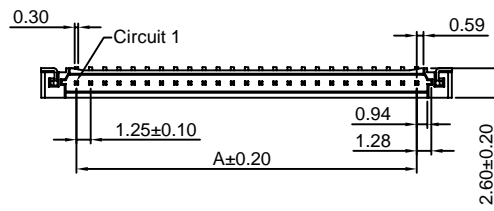
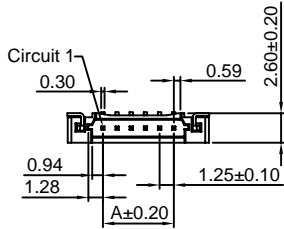
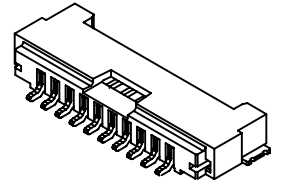
- *Material: Pin: Brass/Tin over Nickel
Solder Tabs: Brass/Tin over Nickel
Insulator: Nylon 6T, UL94V-0
- *Mates with CJT A1255HA-XP series Housing
- *Color: Beige



Ordering Information:

A1255WRA-S-XP - *** - **
1 2 3

1. Part No.
2. Material:
(Blank): Nylon 6T, UL94V-0
GWT: Nylon 6T, UL94V-0, GWT 750°C
3. Finish:
(Blank): Tin over Nickel
G: Gold over Nickel



Ordering Information & Dimensions:

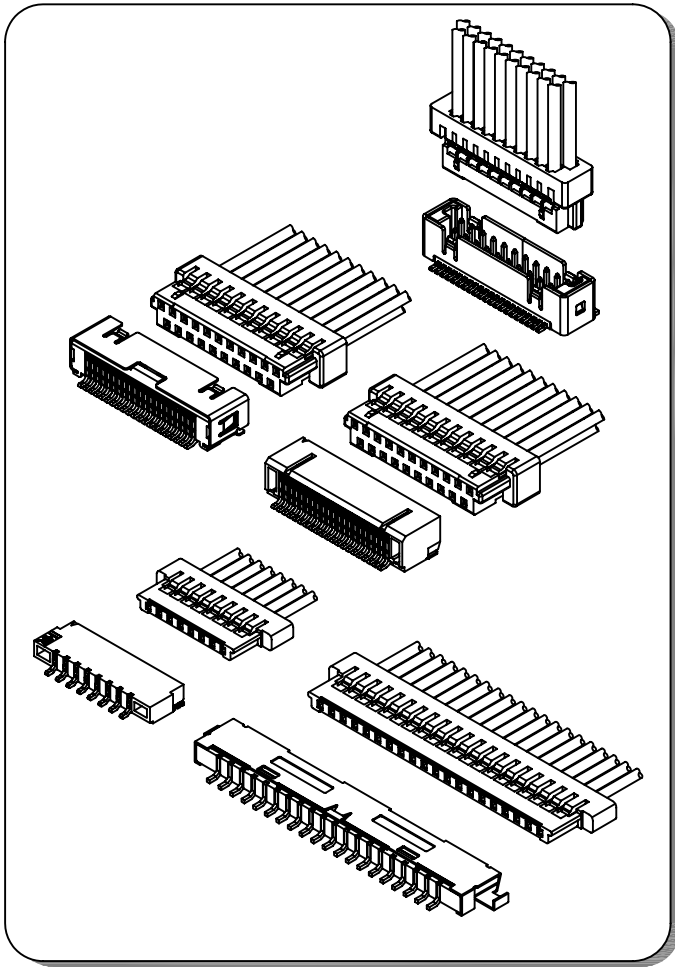
PART NO.	Dimensions	
	A	B
2P	1.25	7.45
3P	2.50	8.70
4P	3.75	9.95
5P	5.00	11.20
6P	6.25	12.45
7P	7.50	13.70
8P	8.75	14.95
9P	10.00	16.20
10P	11.25	17.45
11P	12.50	18.70
12P	13.75	19.95
13P	15.00	21.20
14P	16.25	22.45
15P	17.50	23.70
20P	23.75	29.95
25P	30.00	36.20
30P	36.25	42.45

Unit: mm

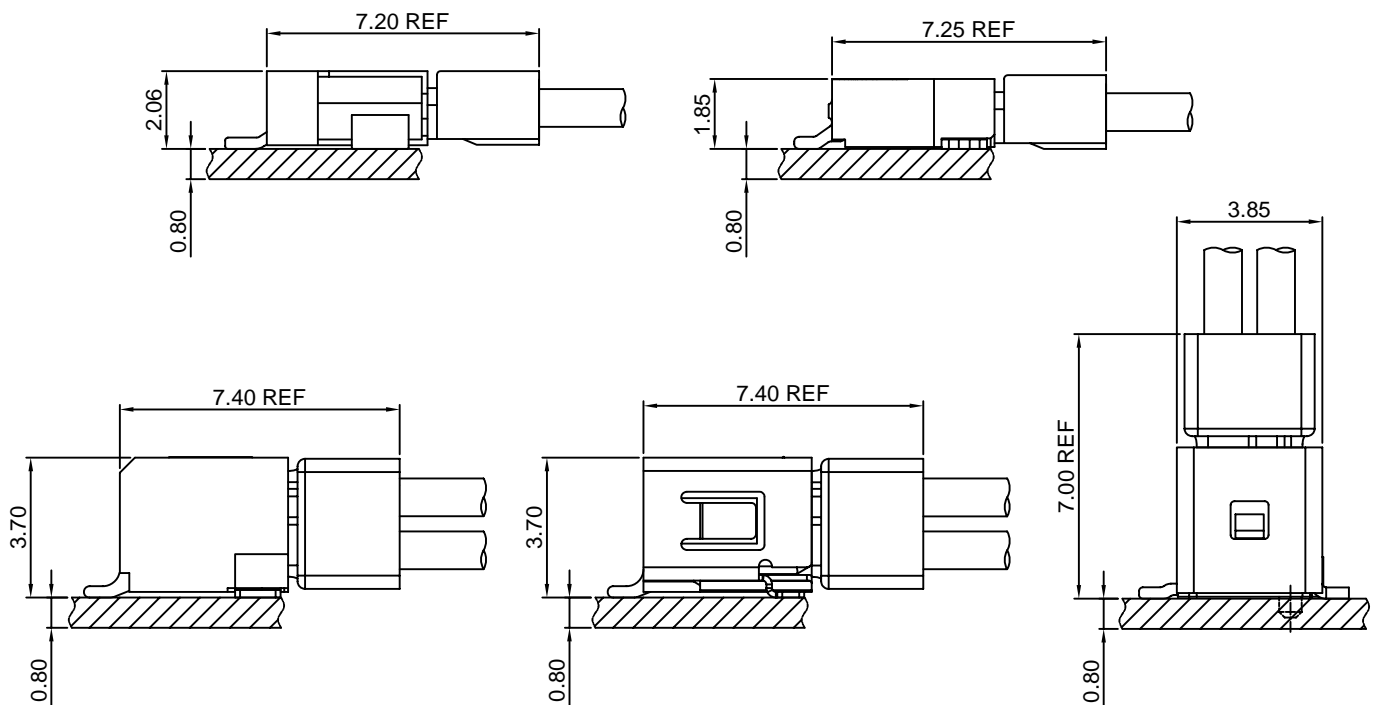
Specifications

- Current rating:1A AC,DC
- Voltage rating:150V AC,DC
- Temperature range:-40°C~+105°C
- Contact resistance:30mΩMax.
- Insulation resistance:500MΩMin.
- Withstanding voltage:500V AC/minute
- *Compliant with RoHS and REACH*
- *Meet the HF/Halogen Free,need to customize*
- *Contact CJT for details*

Standards



Assembly layout

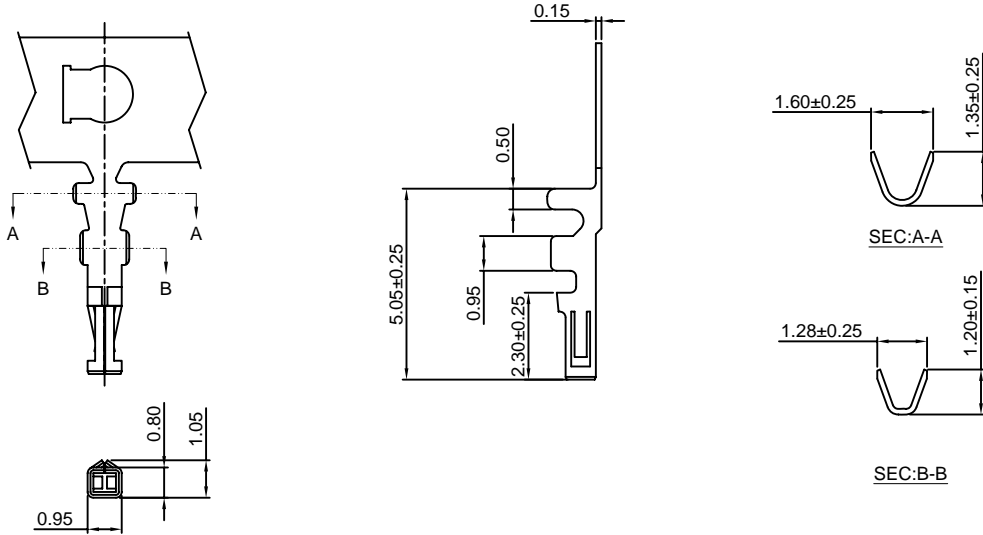


A1256-T

1.25mm pitch Crimp Terminal

Reference Informations:

*Used in CJT A1256H,HD-XP,A1255HA-XP series Housing



Ordering information & Specifications:

Unit:mm

Part NO	Wire Range	Insulation O.D.	Material	Finish	Qty/reel
A1256-TP	AWG#28-#32	0.90mm(max)	Phosphor Bronze	Tin over Nickel	15,000 PCS
A1256-GP	AWG#28-#32	0.90mm(max)	Phosphor Bronze	Gold over Nickel	15,000 PCS

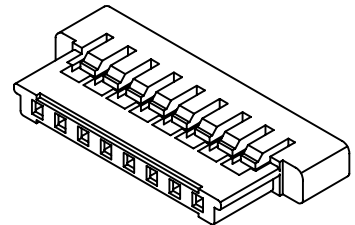
Optional Gold plating available but MOQ requested

A1256H-XP

1.25mm pitch Housing

Reference Informations:

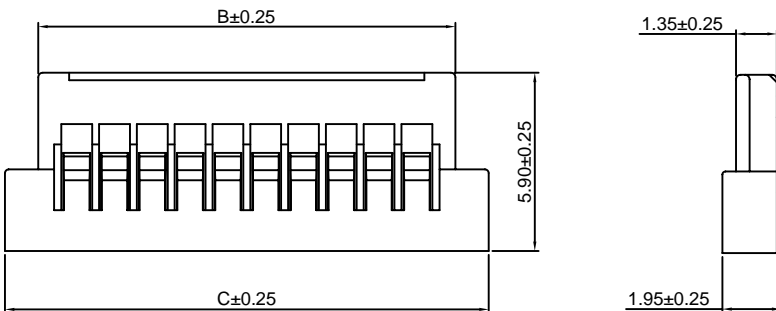
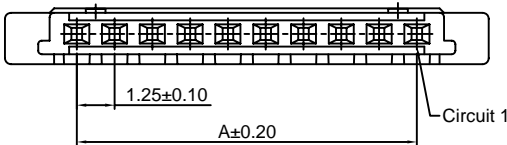
- *Material:Nylon 66,UL94V-0
- *Suitable CJT A1256-T series Terminal
- *Mates with CJT A1256WR-S,WRA-S-XP series Wafer
- *Color:Black



Ordering Information:

A1256H-XP - ***
1 2

- Part No.
- Material:
(Blank):Nylon 66,UL94V-0
GWT:Nylon 66,UL94V-0,GWT 750°C



Ordering Information & Dimensions:

PART NO.	Dimensions		
	A	B	C
2P	1.25	3.80	6.00
3P	2.50	5.05	7.25
4P	3.75	6.30	8.50
5P	5.00	7.55	9.75
6P	6.25	8.80	11.00
8P	8.75	11.30	13.50
10P	11.25	13.80	16.00
15P	17.25	20.05	22.25
20P	23.75	26.30	28.50
25P	30.00	32.55	34.75
30P	36.25	38.80	41.00

Unit: mm

A1256HD-XP

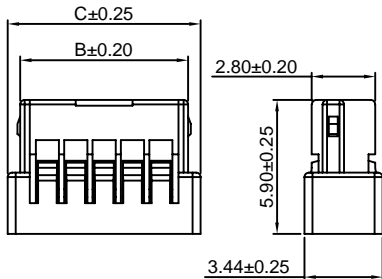
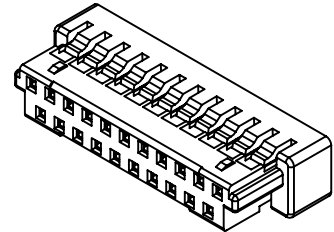
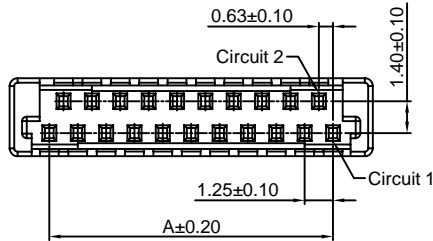
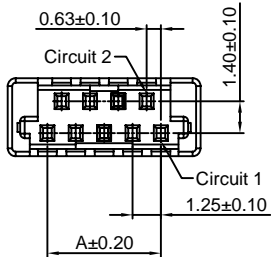
1.25mm pitch Dual Row Housing

Reference Informations:

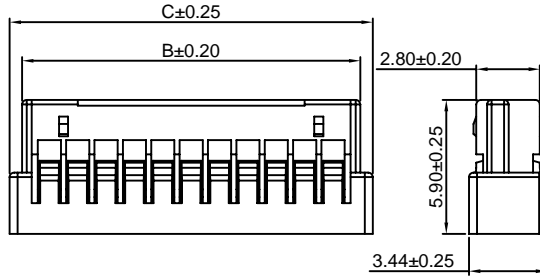
- *Material:Nylon 66,UL94V-0
- *Suitable CJT A1256-T series Terminal
- *Mates with CJT A1256WVD-S-F, WRD-S, WRDA-S-XP series Dual Row Wafer
- *Color:Black

Ordering Information:

- A1256HD-XP - ***
 1 2
 1.Part No.
 2.Material:
 (Blank):Nylon 66,UL94V-0
 GWT:Nylon 66,UL94V-0,GWT 750 °C



5,7,9,11 Contacts



13,15,17,19,21,31,41 Contacts

Ordering Information & Dimensions:

PART NO.	Dimensions		
	A	B	C
5P	2.50	4.90	6.00
7P	3.75	6.15	7.25
9P	5.00	7.40	8.50
11P	6.25	8.65	9.75
13P	7.50	9.90	11.00
15P	8.75	11.15	12.25
17P	10.00	12.40	13.50
19P	11.25	13.65	14.75
21P	12.50	14.90	16.00
31P	18.75	21.15	22.25
41P	25.00	27.60	28.50

Unit: mm

A1256WR-S-XP

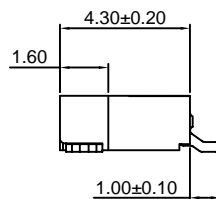
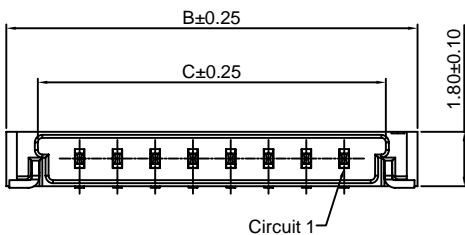
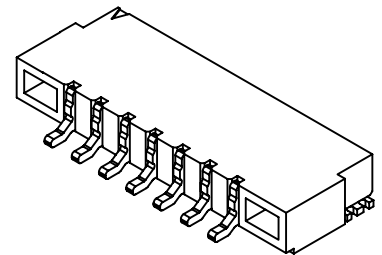
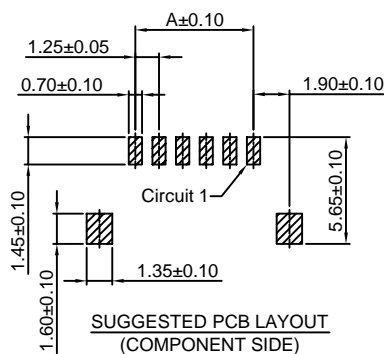
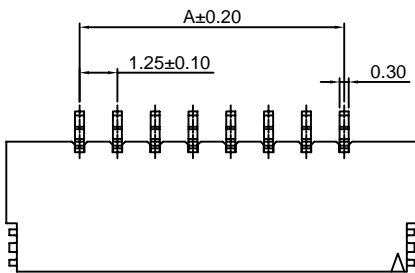
1.25mm pitch 90° Wafer-SMT TYPE

Reference Informations:

- *Material:Pin:Brass/Gold over Nickel
Solder Tabs:Brass/Tin over Nickel
Insulator:Nylon 6T,UL94V-0
- *Mates with CJT A1256H-XP series Housing
- *Color:White

Ordering Information:

- A1256WR-S-XP - ***
 1 2
 1.Part No.
 2.Material:
 (Blank):Nylon 6T,UL94V-0
 GWT:Nylon 6T,UL94V-0,GWT 750 °C



Ordering Information & Dimensions:

PART NO.	Dimensions		
	A	B	C
2P	1.25	6.10	4.01
3P	2.50	7.35	5.26
4P	3.75	8.60	6.51
5P	5.00	9.85	7.76
6P	6.25	11.10	9.01
8P	8.75	13.60	11.51
10P	11.25	16.10	14.01
15P	17.25	22.35	20.26
20P	23.75	28.60	26.51
25P	30.00	34.85	32.76
30P	36.25	41.10	39.01

Unit: mm

A1256WRA-S-XP

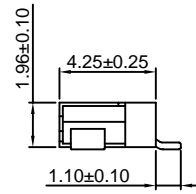
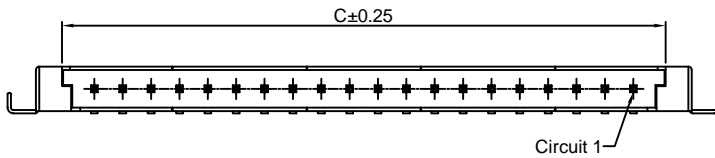
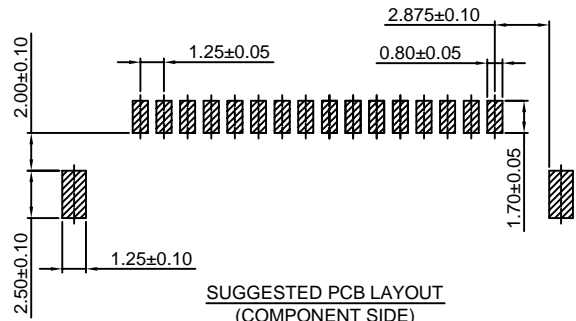
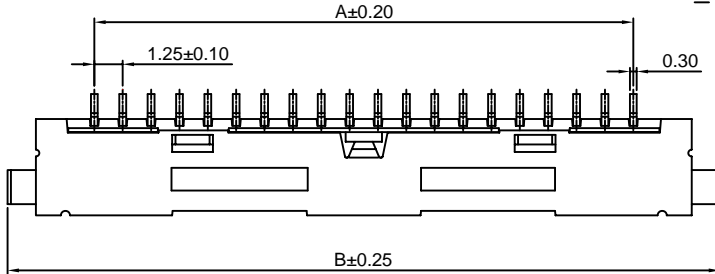
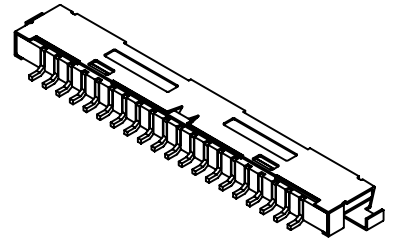
1.25mm pitch 90° Wafer-SMT TYPE

Reference Informations:

- *Material: Pin: Brass/Tin over Nickel
Shell: Brass/Tin over Nickel
Insulator: LCP, UL94V-0
- *Mates with CJT A1256H-XP series Housing
- *Color: White

Ordering Information:

- A1256WRA-S-XP - *** - **
- | | | |
|---|---|---|
| 1 | 2 | 3 |
|---|---|---|
- Part No.
 - Material:
(Blank): LCP, UL94V-0
GWT: LCP, UL94V-0, GWT 750 °C
 - Finish:
(Blank): Tin over Nickel
G: Gold over Nickel



Ordering Information & Dimensions:

PART NO.	Dimensions		
	A	B	C
20P	23.75	31.40	26.60
30P	36.25	43.60	39.10

Unit: mm

A1256WVD-S-F-XP

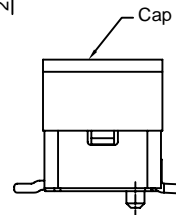
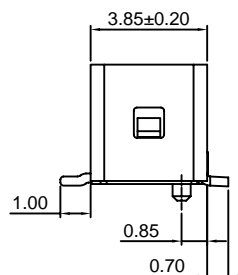
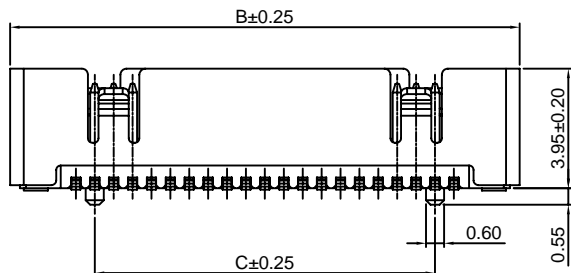
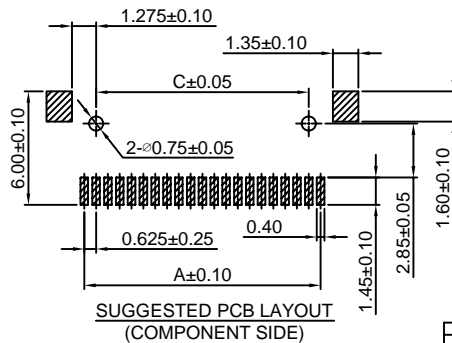
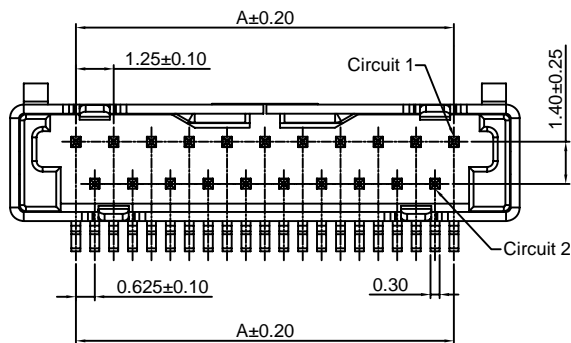
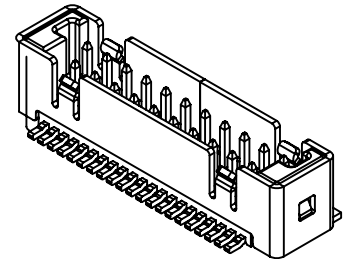
1.25mm Pitch 180° Dual Row Wafer-SMT TYPE

Reference Informations:

- *Material: Pin: Brass/Gold over Nickel
Shell: Brass/Tin over Nickel
Insulator: Nylon 6T, UL94V-0
Cap: Nylon 6T, UL94V-0
- *Mates with CJT A1256HD-XP series Dual Row Housing
- *Color: White

Ordering Information:

- A1256WVD-S-F-XP - ***
- | | |
|---|---|
| 1 | 2 |
|---|---|
- Part No.
 - Material:
(Blank): Nylon 6T, UL94V-0
GWT: Nylon 6T, UL94V-0, GWT 750 °C



Ordering Information & Dimensions:

PART NO.	Dimensions		
	A	B	C
21P	12.50	16.85	11.25
31P	18.75	23.10	17.50

Unit: mm

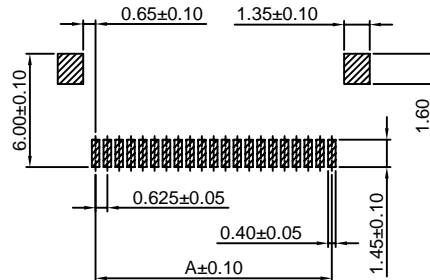
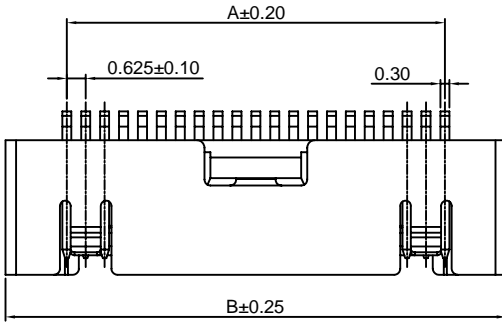
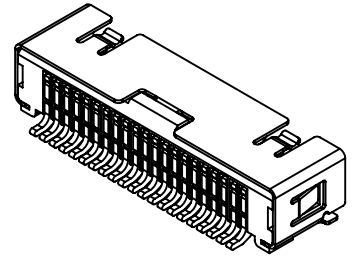
A1256WRD-S-XP

1.25mm Pitch 90° Dual Row Wafer-SMT TYPE

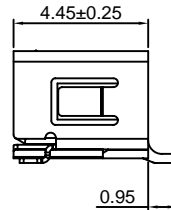
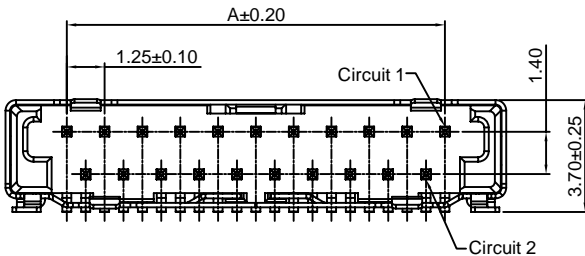
Reference Informations:

- *Material: Pin: Brass/Gold over Nickel
Shell: Brass/Tin over Nickel
Insulator: Nylon 6T, UL94V-0
- *Mates with CJT A1256HD-XP series Dual Row Housing
- *Color: White

Ordering Information:
A1256WRD-S-XP - ***
 1 2
 1. Part No.
 2. Material:
 (Blank): Nylon 6T, UL94V-0
 GWT: Nylon 6T, UL94V-0, GWT 750 °C



SUGGESTED PCB LAYOUT
(COMPONENT SIDE)



Ordering Information & Dimensions:

PART NO.	Dimensions	
	A	B
21P	12.50	16.55
31P	18.75	22.80
41P	25.00	29.05

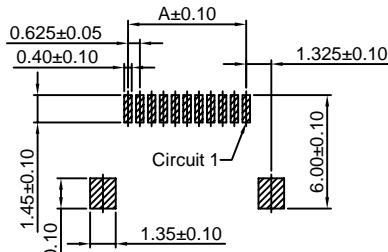
Unit: mm

A1256WRDA-S-XP

1.25mm pitch 90° Dual Row Wafer-SMT TYPE

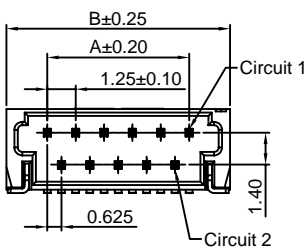

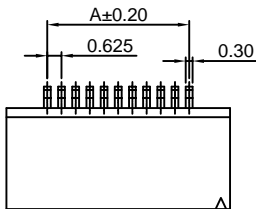
Reference Informations:

- *Material: Pin: Brass/Gold over Nickel
Solder Tabs: Brass/Tin over Nickel
Insulator: Nylon 6T, UL94V-0
- *Mates with CJT A1256HD-XP series dual row Housing
- *Color: White

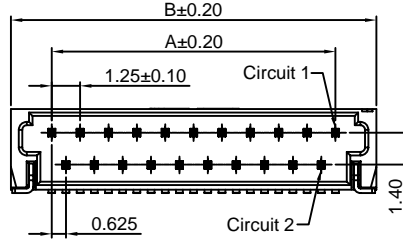


Ordering Information:
A1256WRDA-S-XP - ***
 1 2
 1. Part No.
 2. Material:
 (Blank): Nylon 6T, UL94V-0
 GWT: Nylon 6T, UL94V-0, GWT 750 °C

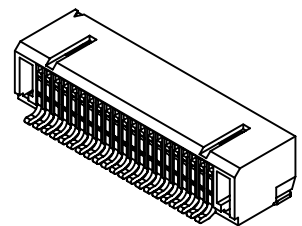
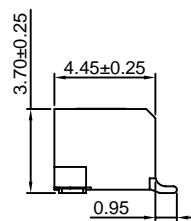
SUGGESTED PCB LAYOUT
(COMPONENT SIDE)



5,7,9,11 Contacts



13,15,17,19,21,31,41 Contacts



Ordering Information & Dimensions:

PART NO.	Dimensions	
	A	B
5P	2.50	6.10
7P	3.75	7.35
9P	5.00	8.60
11P	6.25	9.85
13P	7.50	11.10
15P	8.75	12.35
17P	10.00	13.60
19P	11.25	14.85
21P	12.50	16.10
31P	18.75	22.35
41P	25.00	28.60

Unit: mm

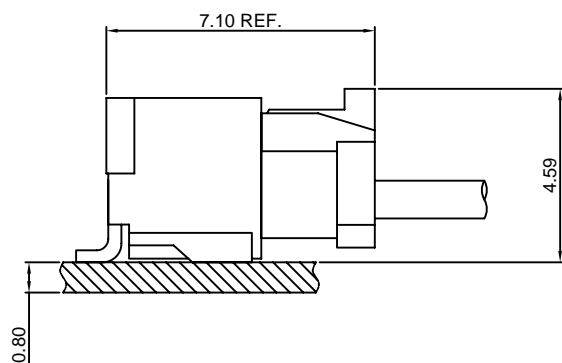
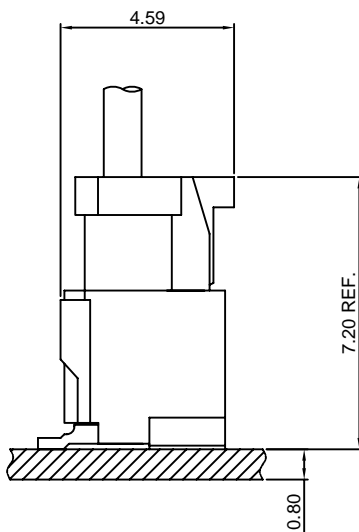
Specifications

Current rating:1A AC,DC
Voltage rating:50V AC,DC
Temperature range:-40°C~+105°C
Contact resistance:30mΩMax.
Insulation resistance:100MΩMin.
Withstanding voltage:500V AC/minute
Compliant with RoHS and REACH
Meet the HF/Halogen Free,need to customize
Contact CJT for details

Standards



Assembly layout

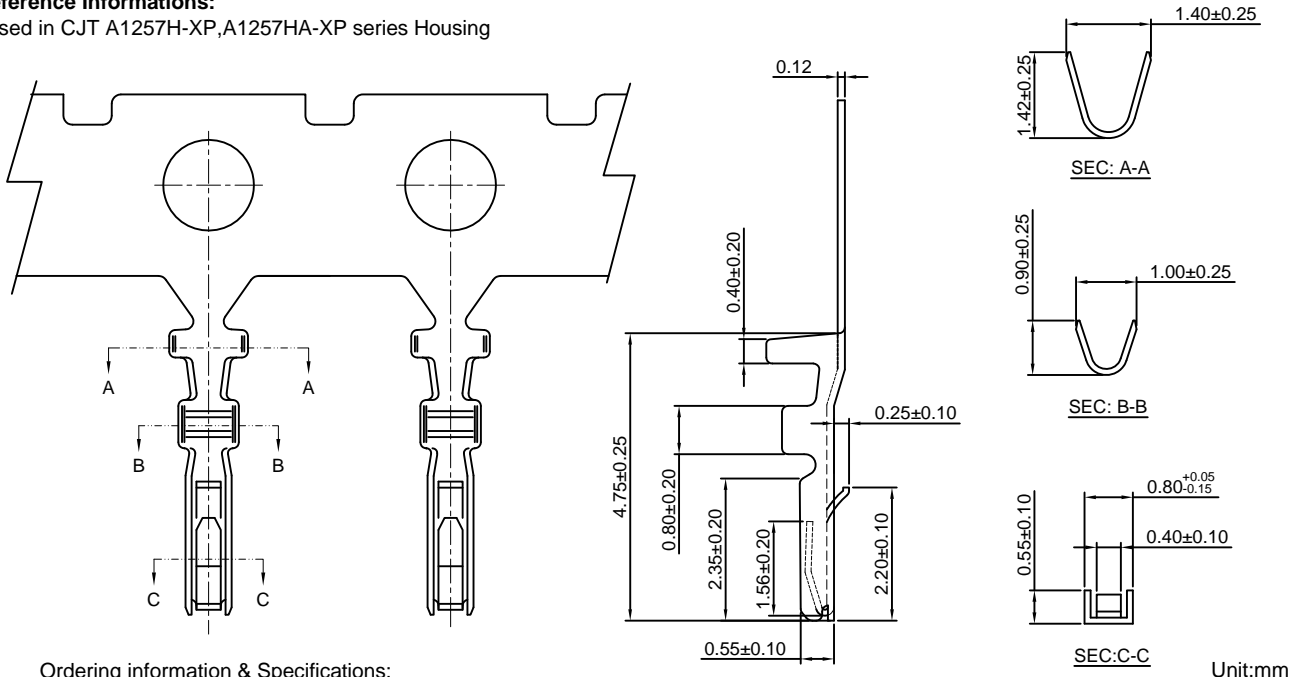


A1257-T

1.25mm pitch Crimp Terminal

Reference Informations:

*Used in CJT A1257H-XP, A1257HA-XP series Housing



Ordering information & Specifications:

Part NO	Wire Range	Insulation O.D.	Material	Finish	Qty/reel
A1257-TP	AWG#28-#32	1.00mm(max)	Phosphor Bronze	Tin over Nickel	20,000 PCS
A1257-GP	AWG#28-#32	1.00mm(max)	Phosphor Bronze	Gold over Nickel	20,000 PCS

Unit:mm

Optional Gold plating available but MOQ requested

A1257H-XP

1.25mm pitch Housing

Reference Informations:

*Material:Nylon 66,UL94V-0

*Suitable CJT A1257-T series Terminal

*Mates with CJT A1257WV-S,WR-S-XP series Wafer

*Color:White

Ordering Information:

A1257H-XP - *** - ***
1 2 3

1.Part No.

2.Material:

(Blank):Nylon 66,UL94V-0

GWT:Nylon 66,UL94V-0,GWT 750 °C

3.Color:

(Blank):White

BK:Black

OR:Orange

TR:Tomato red

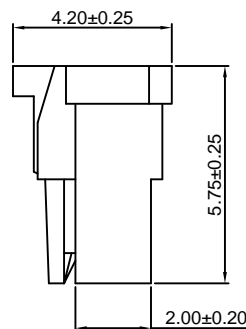
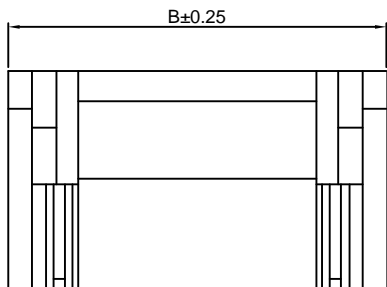
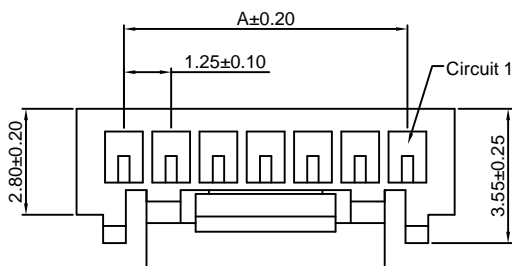
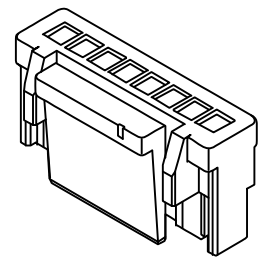
MG:Moss green

BL:Blue

LE:Light blue

LY:Lemon yellow

DPK:Dark pink



Ordering Information & Dimensions:

PART NO.	Dimensions	
	A	B
2P	1.25	3.75
3P	2.50	5.00
4P	3.75	6.25
5P	5.00	7.50
6P	6.25	8.75
7P	7.50	10.00
8P	8.75	11.25
9P	10.00	12.50
10P	11.25	13.75
11P	12.50	15.00
12P	13.75	16.25
13P	15.00	17.50
14P	16.25	18.75
15P	17.50	20.00

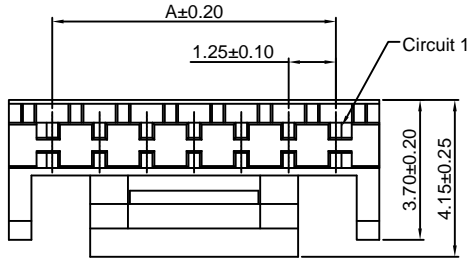
Unit: mm

A1257HA-XP

1.25mm pitch Housing

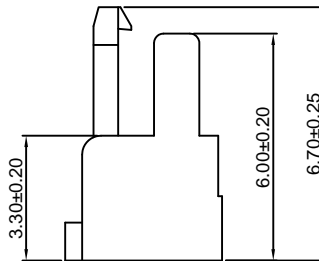
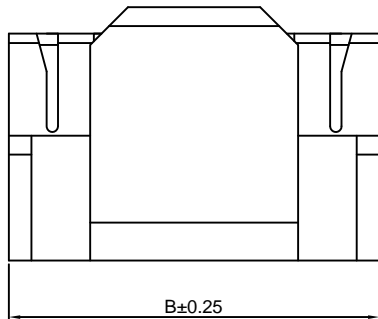
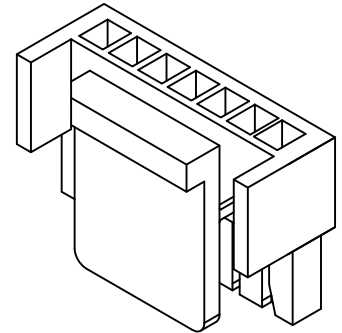
Reference Informations:

- *Material:PBT,UL94V-0
- *Suitable CJT A1257-T series Terminal
- *Color:White



Ordering Information:

- A1257HA-XP - ***
 1 2
1. Part No.
 2. Material:
 (Blank):PBT,UL94V-0
 GWT:PBT,UL94V-0,GWT 750 °C



Ordering Information & Dimensions:

PART NO.	Dimensions	
	A	B
4P	3.75	6.05
5P	5.00	7.30
7P	7.50	9.80
8P	8.75	11.05
10P	11.25	13.56

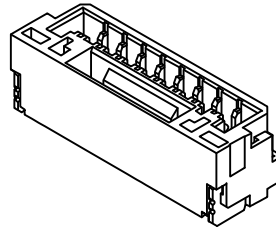
Unit: mm

A1257WV-S-XP

1.25mm pitch 180° Wafer-SMT TYPE

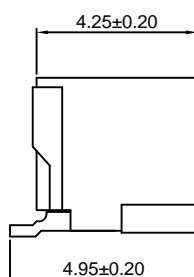
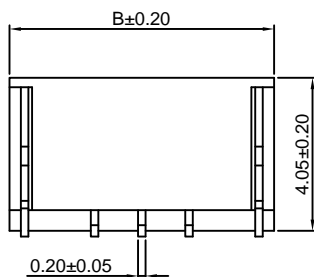
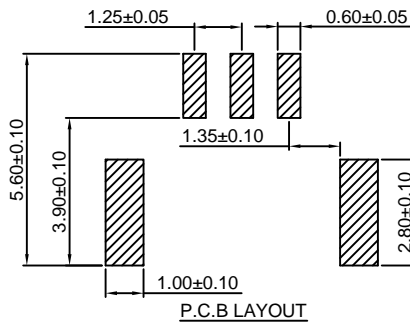
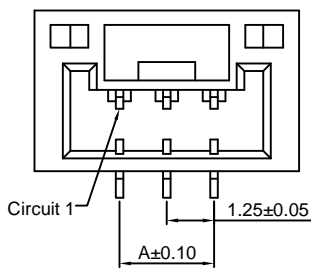
Reference Informations:

- *Material:Pin:Brass/Tin over Nickel
Insulator:Nylon 9T,UL94V-0
- *Mates with CJT A1257H-XP series Housing
- *Color:Ivory



Ordering Information:

- A1257WV-S-XP - *** - *** - *
 1 2 3 4
1. Part No.
 2. Material:
 (Blank):Nylon 9T,UL94V-0
 GWT:Nylon 9T,UL94V-0,GWT 750 °C
 3. Color:
 (Blank):Ivory
 BK:Black BL:Blue
 OR:Orange LE:Light blue
 TR:Tomato red LY:Lemon yellow
 MG:Moss green DPK:Dark pink
 4. Finish:
 (Blank):Tin over Nickel
 G:Gold over Nickel



Ordering Information & Dimensions:

PART NO.	Dimensions	
	A	B
2P	1.25	5.75
3P	2.50	7.00
4P	3.75	8.25
5P	5.00	9.50
6P	6.25	10.75
7P	7.50	12.00
8P	8.75	13.25
9P	10.00	14.50
10P	11.25	15.75
11P	12.50	17.00
12P	13.75	18.25
13P	15.00	19.50
14P	16.25	20.75
15P	17.50	22.00

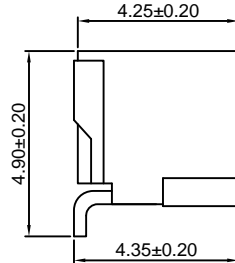
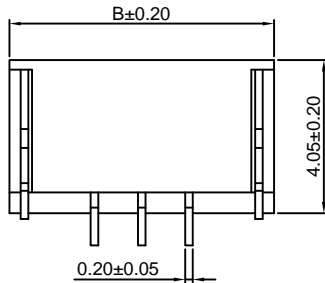
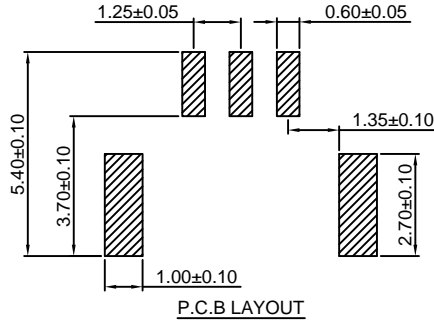
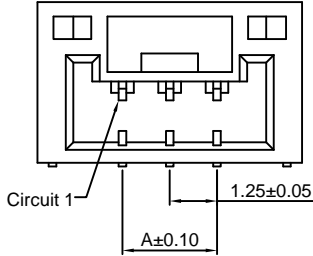
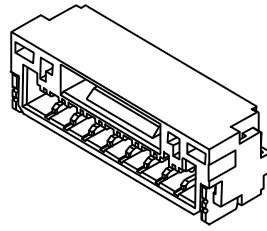
Unit: mm

A1257WR-S-XP

1.25mm pitch 90° Wafer-SMT TYPE

Reference Informations:

- *Material: Pin: Brass/Tin over Nickel
Insulator: Nylon 9T, UL94V-0
- *Mates with CJT A1257H-XP series Housing
- *Color: Ivory



Ordering Information:

A1257WR-S-XP - *** - *** - *
1 2 3 4

1. Part No.

2. Material:

(Blank): Nylon 9T, UL94V-0

GWT: Nylon 9T, UL94V-0, GWT 750°C

3. Color:

(Blank): Ivory

BK: Black

BL: Blue

OR: Orange

LE: Light blue

TR: Tomato red

LY: Lemon yellow

MG: Moss green

DPK: Dark pink

4. Finish:

(Blank): Tin over Nickel

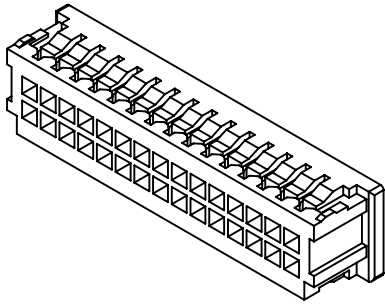
G: Gold over Nickel

Ordering Information & Dimensions:

PART NO.	Dimensions	
	A	B
2P	1.25	5.75
3P	2.50	7.00
4P	3.75	8.25
5P	5.00	9.50
6P	6.25	10.75
7P	7.50	12.00
8P	8.75	13.25
9P	10.00	14.50
10P	11.25	15.75
11P	12.50	17.00
12P	13.75	18.25
13P	15.00	19.50
14P	16.25	20.75
15P	17.50	22.00

Unit: mm

Specifications



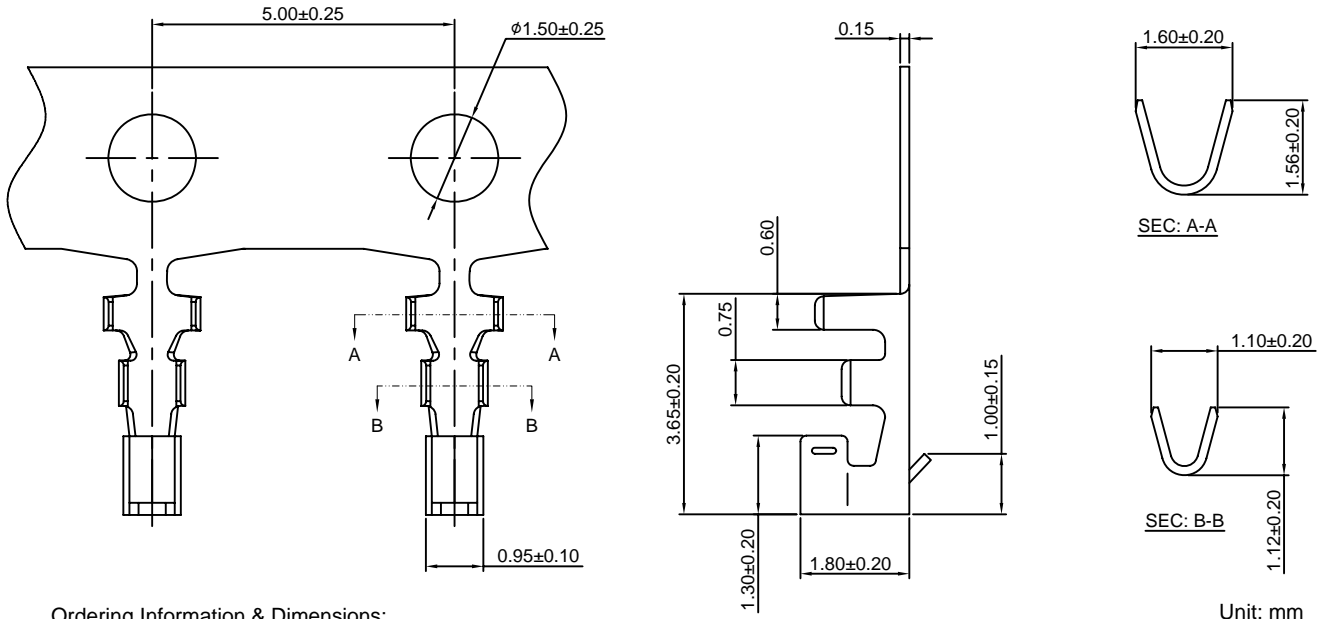
- Current rating:1A AC,DC
- Voltage rating:150V AC,DC
- Temperature range:-40°C~+105°C
- Contact resistance:20mΩMax.
- Insulation resistance:100MΩMin.
- Withstanding voltage:250V AC/minute
- *Compliant with RoHS and REACH*
- *Meet the HF/Halogen Free,need to customize*
- *Contact CJT for details*

A1258-T

1.25mm pitch Crimp Terminal

Reference Informations:

*Used in CJT A1258H-2xXP series Housing



Ordering Information & Dimensions:

Part NO.	Wire Range	Insulation O.D.	Material	Finish	Qty/reel
A1258-TP	AWG#28-#32	0.90mm(max)	Phosphor Bronze	Tin over Nickel	15,000 PCS
A1258-GP	AWG#28-#32	0.90mm(max)	Phosphor Bronze	Gold over Nickel	15,000 PCS

Unit: mm

Optional Gold plating available but MOQ requested

A1258H-2xXP

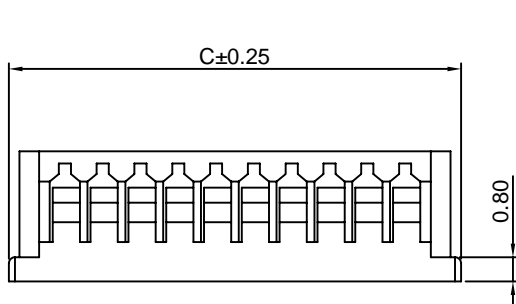
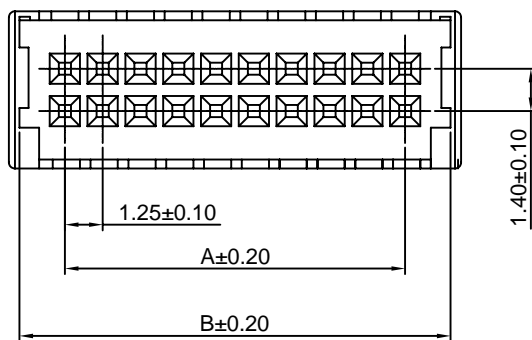
1.25mm pitch Housing

Reference Informations:

*Material: Nylon 66, UL94V-0

*Suitable CJT A1258-T series Terminal

*Color: Gray



Ordering Information:

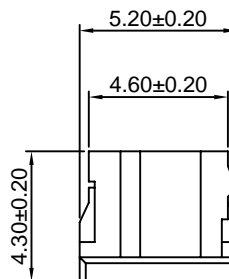
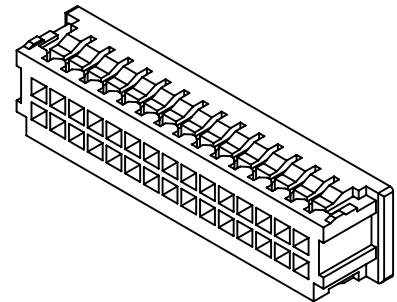
A1258H-2xXP - ***
1
2

1. Part No.

2. Material:

(Blank): Nylon 66, UL94V-0

GWT: Nylon 66, UL94V-0 GWT 750°C



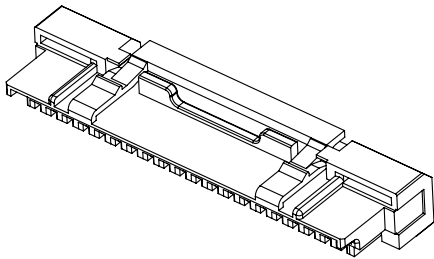
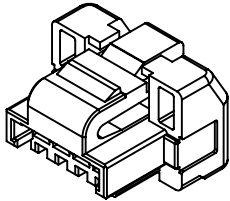
Ordering Information & Dimensions:

PART NO.	Dimensions		
	A	B	C
2x10P	11.25	14.25	14.95
2x15P	17.50	20.50	21.20
2x20P	23.75	26.75	27.45

Unit: mm

Specifications

- Current rating:1A AC,DC
- Voltage rating:200V AC,DC
- Temperature range:-40°C~+105°C
- Contact resistance:40mΩMax.
- Insulation resistance:100MΩMin.
- Withstanding voltage:500V AC/minute
- *Compliant with RoHS and REACH*
- *Meet the HF/Halogen Free,need to customize*
- *Contact CJT for details*

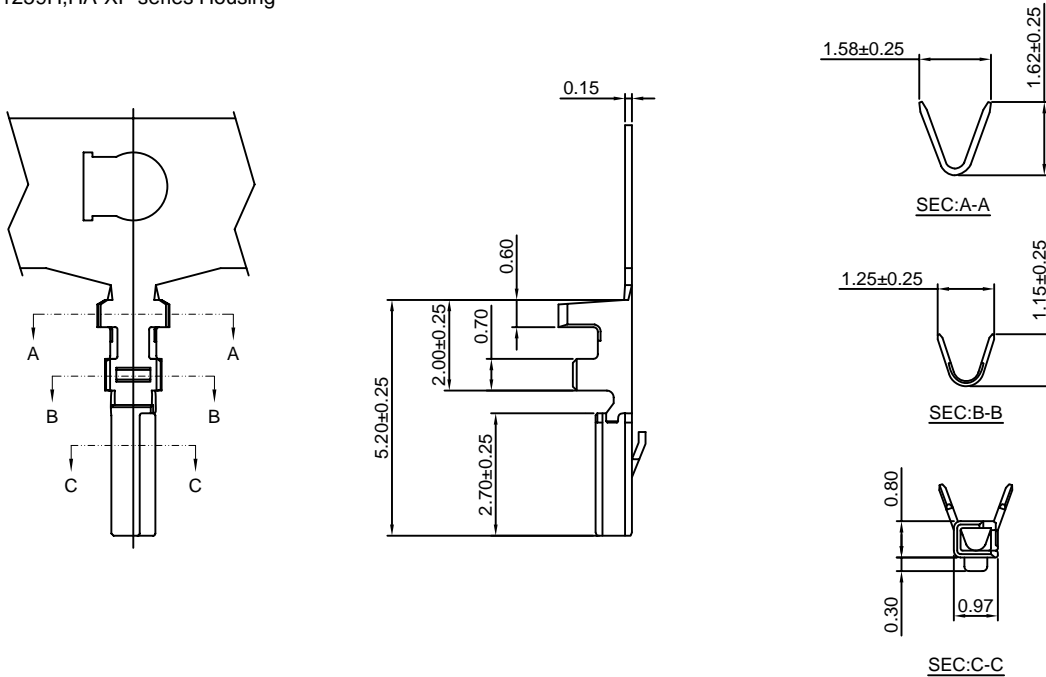


A1259-T

1.25mm pitch Crimp Terminal

Reference Informations:

*Used in CJT A1259H,HA-XP series Housing



Ordering Information & Dimensions:

Unit: mm

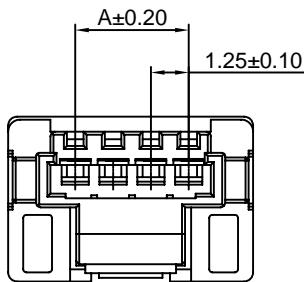
Part NO.	Wire Range	Insulation O.D.	Material	Finish	Qty/reel
A1259-TP	AWG#28-#32	1.07mm(max)	Phosphor Bronze	Tin over Nickel	15,000 PCS

A1259H-XP

1.25mm pitch Housing

Reference Informations:

- *Material:Nylon 66,UL94V-0
- *Suitable CJT A1259-T series Terminal
- *Color:White



Ordering Information:

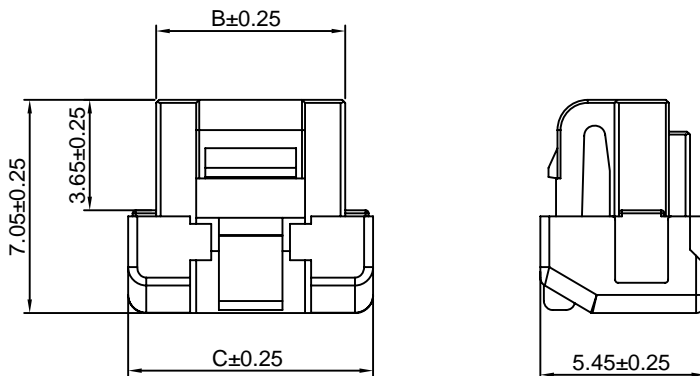
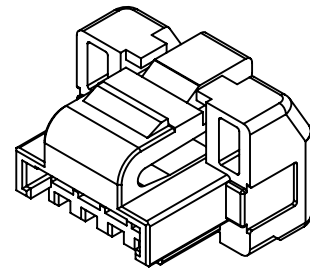
A1259H-XP - ***
1 2

1.Part No.

2.Material:

(Blank):Nylon 66,UL94V-0

GWT :Nylon 66,UL94V-0 GWT 750 °C



Ordering Information & Dimensions:

PART NO.	Dimensions		
	A	B	C
2P	1.25	3.75	5.60
3P	2.50	5.00	6.85
4P	3.75	6.25	8.10
5P	5.00	7.50	9.35
6P	6.25	8.75	10.60
7P	7.50	10.00	11.85
8P	8.75	11.25	13.10
9P	10.00	12.50	14.35
10P	11.25	13.75	15.60
11P	12.50	15.00	16.85
12P	13.75	16.25	18.10
13P	15.00	17.50	19.35
14P	16.25	18.75	20.60
15P	17.50	20.00	21.85

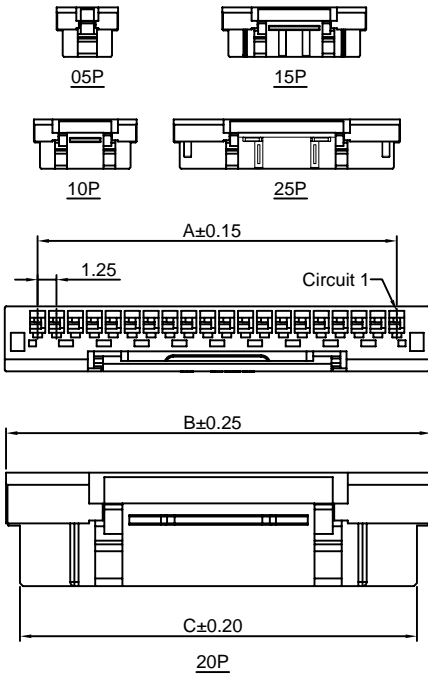
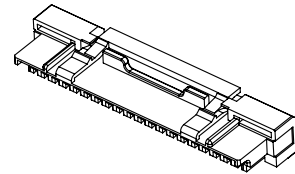
Unit: mm

A1259HA-XP

1.25mm pitch Housing

Reference Informations:

- *Material:Nylon 66,UL94V-0
- *Suitable CJT A1259-T series Terminal
- *Color:White



Ordering Information:

A1259HA-XP - **
1 2

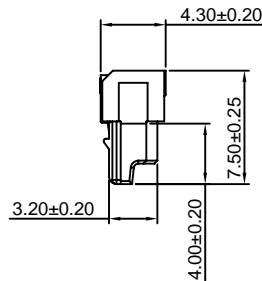
1.Part No.

2.Material:

(blank) :Nylon 66 ,UL94V-0

LCP :LCP ,UL94V-0

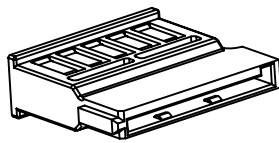
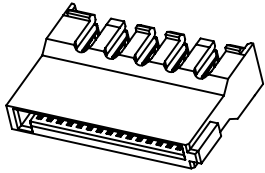
GWT :Nylon 66,UL94V-0 GWT 750°C



Ordering Information & Dimensions:

PART NO.	Dimensions		
	A	B	C
5P	5.00	9.35	7.50
10P	11.25	15.60	13.75
15P	17.50	21.85	20.00
20P	23.75	28.10	26.25
25P	30.00	34.35	32.50

Unit: mm



Specifications

Current rating:1.5A AC,DC

Voltage rating:15V AC,DC

Temperature range:-40°C~+105°C

Contact resistance:20mΩMax.

Insulation resistance:1000MΩMin.

Withstanding voltage:500V AC/minute

Compliant with RoHS and REACH

Meet the HF/Halogen Free,need to customize

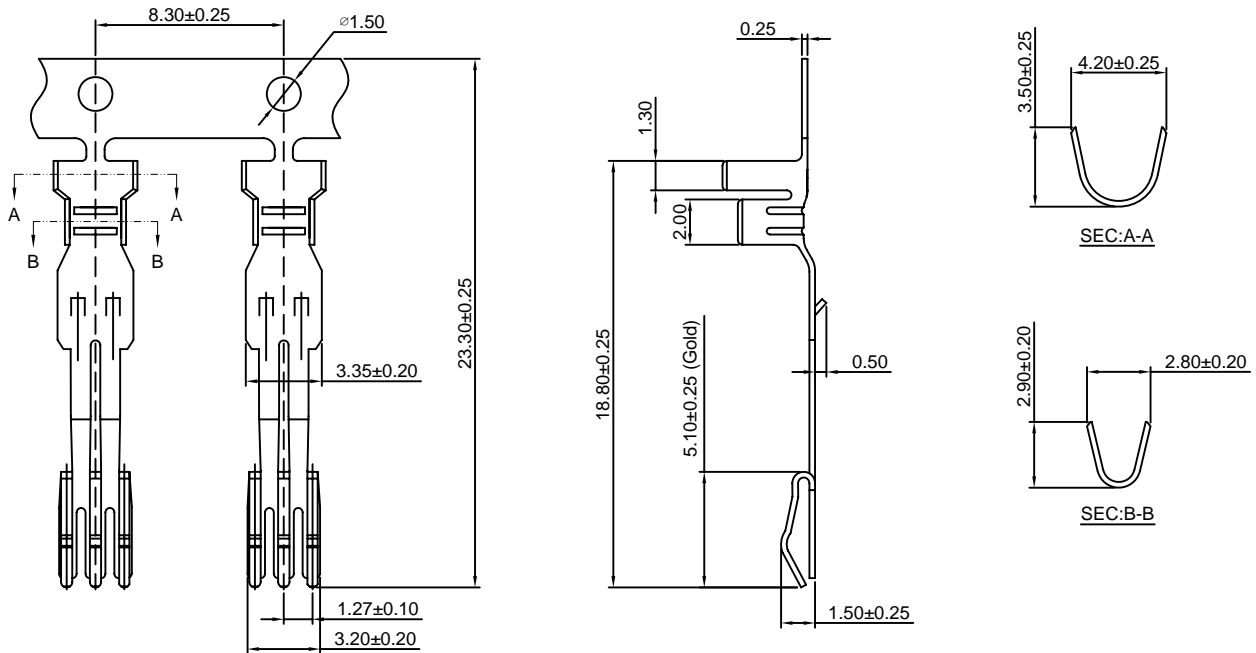
Contact CJT for details

A1271-T

1.27mm pitch Crimp Terminal

Reference Informations:

*Used in CJT A1271H-15P series Housing



Ordering Information & Dimensions:

Unit: mm

Part NO.	Wire Range	Insulation O.D.	Material	Finish	Qty/reel
A1271-GP	AWG#18-#20	2.10mm(max)	Phosphor Bronze	Gold over Nickel	5,000 PCS

A1271H-15P

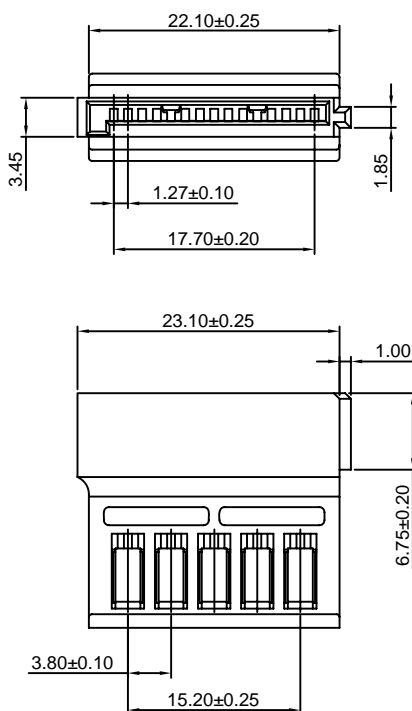
1.27mm pitch Housing

Reference Informations:

*Material:PBT,UL94V-0

*Suitable CJT A1271-T series Terminal

*Color:Black



Ordering Information:

A1271H-15P - ***

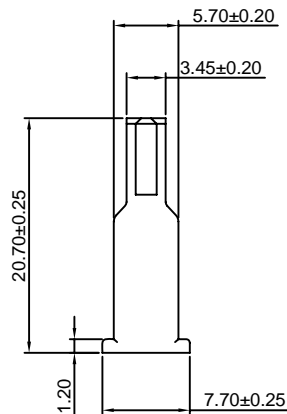
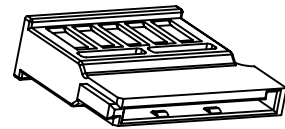
1 / 2

1.Part No.

2.Material:

(Blank):PBT,UL94V-0

GWT :PBT,UL94V-0 GWT 750℃



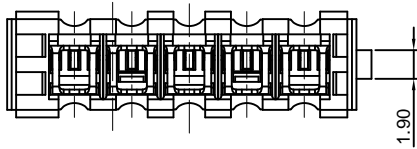
Unit: mm

A1271HC-15P

1.27mm pitch Housing

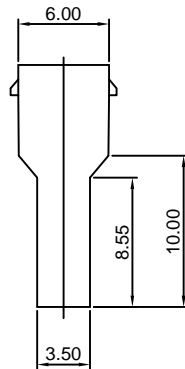
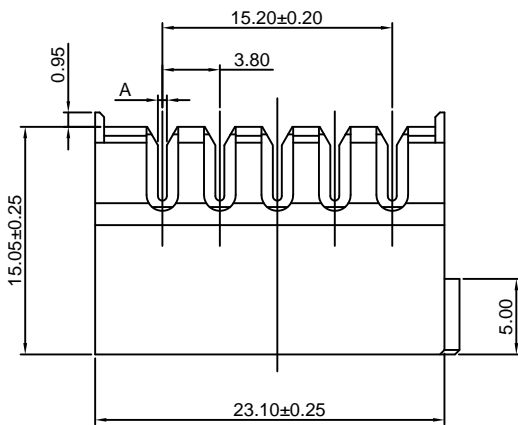
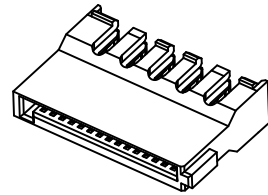
Reference Informations:

- *Material:PBT,UL94V-0
- *Suitable CJT A1271-T series Terminal
- *Color:Black



Ordering Information:

- A1271HC-15P - ***
 1 2
 1.Part No.
 2.Material:
 (Blank):PBT,UL94V-0
 GWT:PBT,UL94V-0,GWT 750℃



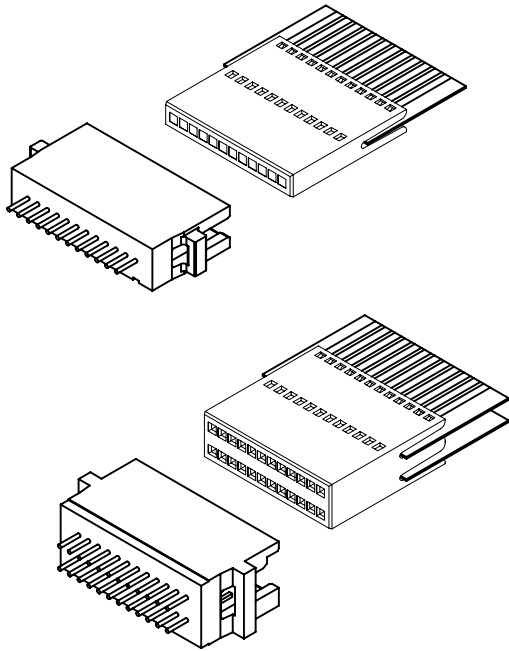
Ordering Information & Dimensions:

PART NO.	Dimensions	WIRE
	A	
15P-18	0.65	18#
15P-20	0.60	20#
15P-22	0.60	22#

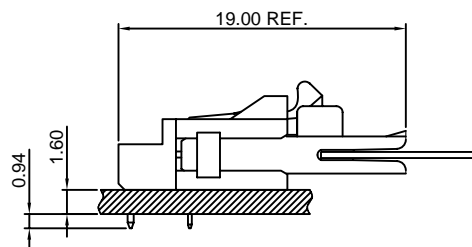
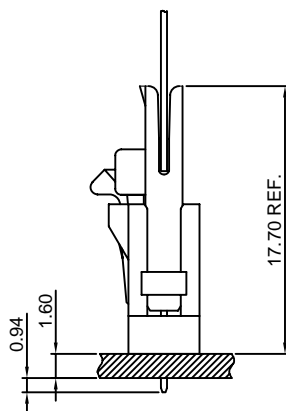
Unit: mm

Specifications

- Current rating:1.5A AC,DC
- Voltage rating:30V AC,DC
- Temperature range:-40°C~+105°C
- Contact resistance:20mΩMax.
- Insulation resistance:1000MΩMin.
- Withstanding voltage:500V AC/minute
- *Compliant with RoHS and REACH*
- *Meet the HF/Halogen Free,need to customize*
- *Contact CJT for details*



Assembly layout

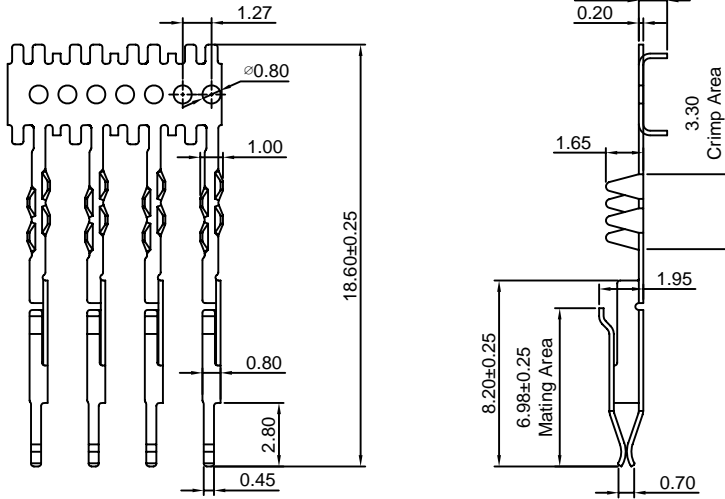


A1275-T

1.27mm pitch Crimp Terminal

Reference Informations:

*Used in CJT A1275H,HA,HB,HC-XP,A1275H,HA-2xXP series Housing



Ordering Information:

A1275-GP - ***

1 2

1.Part No.

2.Finish

- TG :Mating Area : 100µin (2.54µm) MIN. Tin
Crimp Area: 1µin (0.025µm) MIN. Gold
- GT :Mating Area : 1µin (0.025µm) MIN. Gold
Crimp Area: 100µin (2.54µm) MIN. Tin
- GT15 :Mating Area :15µin (0.38µm) MIN. Gold
Crimp Area: 100µin (2.54µm) MIN. Tin
- GT30 :Mating Area :30µin (0.76µm) MIN. Gold
Crimp Area: 100µin (2.54µm) MIN. Tin
- GT50 :Mating Area :50µin (1.27µm) MIN. Gold
Crimp Area: 100µin (2.54µm) MIN. Tin
- GG15 :Mating Area :15µin (0.38µm) MIN. Gold
Crimp Area: 1µin (0.025µm) MIN. Gold
- GG30 :Mating Area :30µin (0.76µm) MIN. Gold
Crimp Area: 1µin (0.025µm) MIN. Gold
- GG50 :Mating Area :50µin (1.27µm) MIN. Gold
Crimp Area: 1µin (0.025µm) MIN. Gold

Ordering Information & Dimensions:

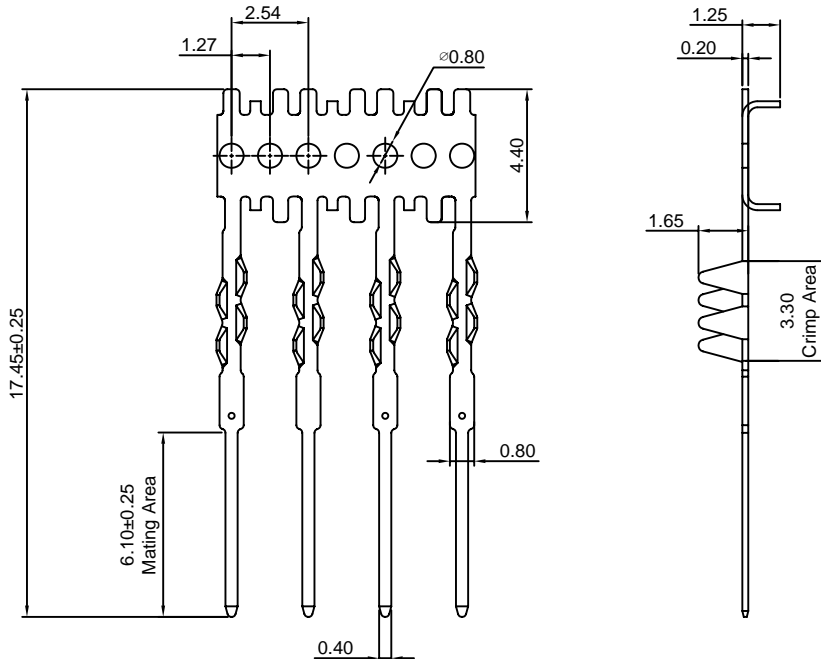
Unit: mm

Part NO.	Wire Range	Insulation O.D.	Material	Finish	Qty/reel
A1275-TP	FFC	----	Phosphor Bronze	Tin over Nickel	20,000 PCS
A1275-GP	FFC	----	Phosphor Bronze	Gold over Nickel	20,000 PCS

Optional Gold plating available but MOQ requested

A1275M-T

1.27mm pitch Crimp Terminal



Ordering Information:

A1275M-GP - ***

1 2

1.Part No.

2.Finish

- TG :Mating Area : 100µin (2.54µm) MIN. Tin
Crimp Area: 1µin (0.025µm) MIN. Gold
- GT15 :Mating Area :15µin (0.38µm) MIN. Gold
Crimp Area: 100µin (2.54µm) MIN. Tin
- GT30 :Mating Area :30µin (0.76µm) MIN. Gold
Crimp Area: 100µin (2.54µm) MIN. Tin
- GT50 :Mating Area :50µin (1.27µm) MIN. Gold
Crimp Area: 100µin (2.54µm) MIN. Tin
- GG15 :Mating Area :15µin (0.38µm) MIN. Gold
Crimp Area: 1µin (0.025µm) MIN. Gold
- GG30 :Mating Area :30µin (0.76µm) MIN. Gold
Crimp Area: 1µin (0.025µm) MIN. Gold
- GG50 :Mating Area :50µin (1.27µm) MIN. Gold
Crimp Area: 1µin (0.025µm) MIN. Gold

Ordering Information & Dimensions:

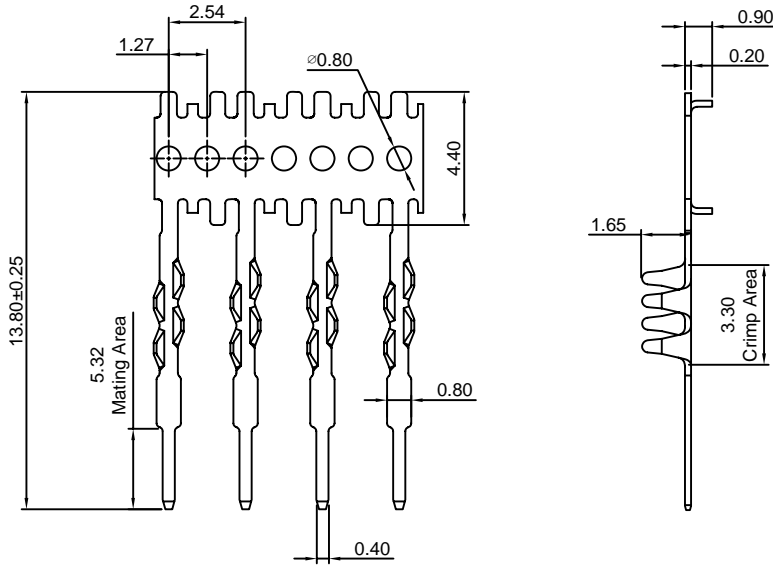
Unit: mm

Part NO.	Wire Range	Insulation O.D.	Material	Finish	Qty/reel
A1275M-TP	FFC	----	Phosphor Bronze	Tin over Nickel	15,000 PCS
A1275M-GP	FFC	----	Phosphor Bronze	Gold over Nickel	15,000 PCS

Optional Gold plating available but MOQ requested

A1275ML-T

1.27mm pitch Crimp Terminal



Ordering Information:

A1275ML-GP - ***

1 2

1. Part No.

2. Finish

TG :Mating Area : 100µm (2.54µm) MIN. Tin

Crimp Area: 1µm (0.025µm) MIN. Gold

GT15 :Mating Area :15µm (0.38µm) MIN. Gold

Crimp Area: 100µm (2.54µm) MIN. Tin

GT30 :Mating Area :30µm (0.76µm) MIN. Gold

Crimp Area: 100µm (2.54µm) MIN. Tin

GT50 :Mating Area :50µm (1.27µm) MIN. Gold

Crimp Area: 100µm (2.54µm) MIN. Tin

GG15 :Mating Area :15µm (0.38µm) MIN. Gold

Crimp Area: 1µm (0.025µm) MIN. Gold

GG30 :Mating Area :30µm (0.76µm) MIN. Gold

Crimp Area: 1µm (0.025µm) MIN. Gold

GG50 :Mating Area :50µm (1.27µm) MIN. Gold

Crimp Area: 1µm (0.025µm) MIN. Gold

Ordering Information & Dimensions:

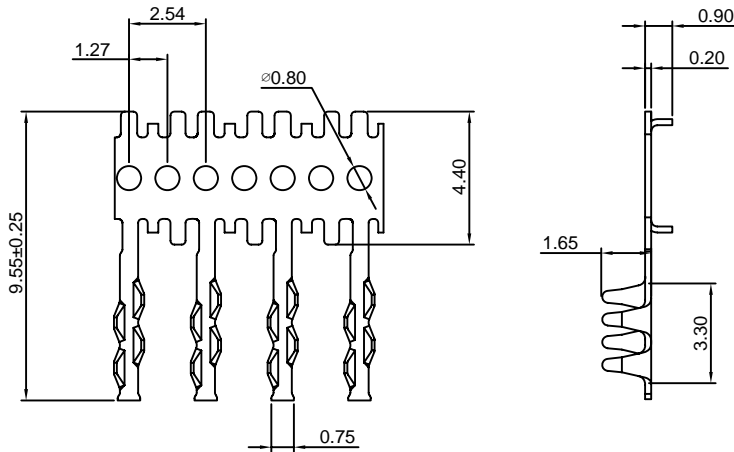
Unit: mm

Part NO.	Wire Range	Insulation O.D.	Material	Finish	Qty/reel
A1275ML-TP	FFC	----	Phosphor Bronze	Tin over Nickel	15,000 PCS
A1275ML-GP	FFC	----	Phosphor Bronze	Gold over Nickel	15,000 PCS

Optional Gold plating available but MOQ requested

A1275N-T

1.27mm pitch Crimp Terminal



Ordering Information & Dimensions:

Unit: mm

Part NO.	Wire Range	Insulation O.D.	Material	Finish	Qty/reel
A1275N-TP	FFC	----	Phosphor Bronze	Tin over Nickel	15,000 PCS
A1275N-GP	FFC	----	Phosphor Bronze	Gold over Nickel	15,000 PCS

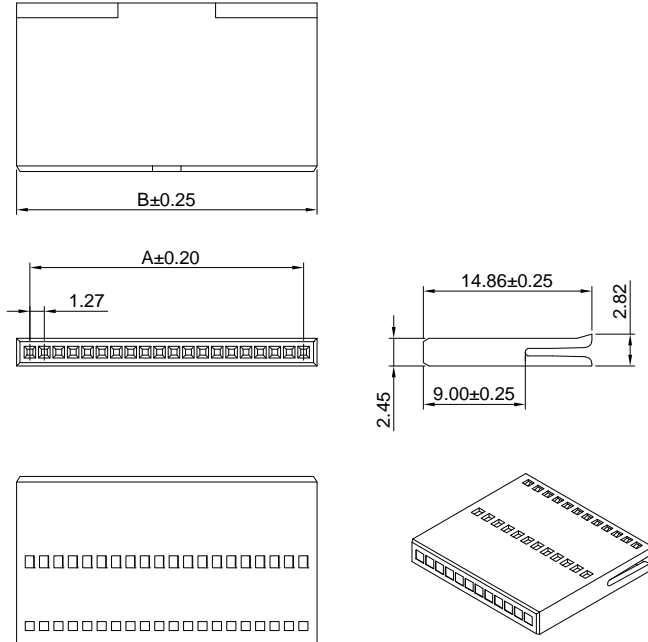
Optional Gold plating available but MOQ requested

A1275H-XP

1.27mm pitch Housing

Reference Informations:

- *Material:Polyester,UL94V-0
- *Suitable CJT A1275-T series Terminal
- *Suitable CJT A1275WV,WR,WVA-XP series Wafer or A1276WV,WR-XP series Single Row Wafer
- *Color:Black



Ordering Information & Dimensions:

PART NO.	Dimensions		PART NO.	Dimensions	
	A	B		A	B
2P	1.27	3.63	27P	33.02	35.38
3P	2.54	4.90	28P	34.29	36.65
4P	3.81	6.17	29P	35.56	37.92
5P	5.08	7.44	30P	36.83	39.19
6P	6.35	8.71	31P	38.10	40.46
7P	7.62	9.98	32P	39.37	41.73
8P	8.89	11.25	33P	40.64	43.00
9P	10.16	12.52	34P	41.91	44.27
10P	11.43	13.79	35P	43.18	45.54
11P	12.70	15.06	36P	44.45	46.81
12P	13.97	16.33	37P	45.72	48.08
13P	15.24	17.60	38P	46.99	49.35
14P	16.51	18.87	39P	48.26	50.62
15P	17.78	20.14	40P	49.53	51.89
16P	19.05	21.41	41P	50.80	53.16
17P	20.32	22.68	42P	52.07	54.43
18P	21.59	23.95	43P	53.34	55.70
19P	22.86	25.22	44P	54.61	56.97
20P	24.13	26.49	45P	55.88	58.24
21P	25.40	27.76	46P	57.15	59.51
22P	26.67	29.03	47P	58.42	60.78
23P	27.94	30.30	48P	59.69	62.05
24P	29.21	31.57	49P	60.96	63.32
25P	30.48	32.84	50P	62.23	64.59
26P	31.75	34.11			

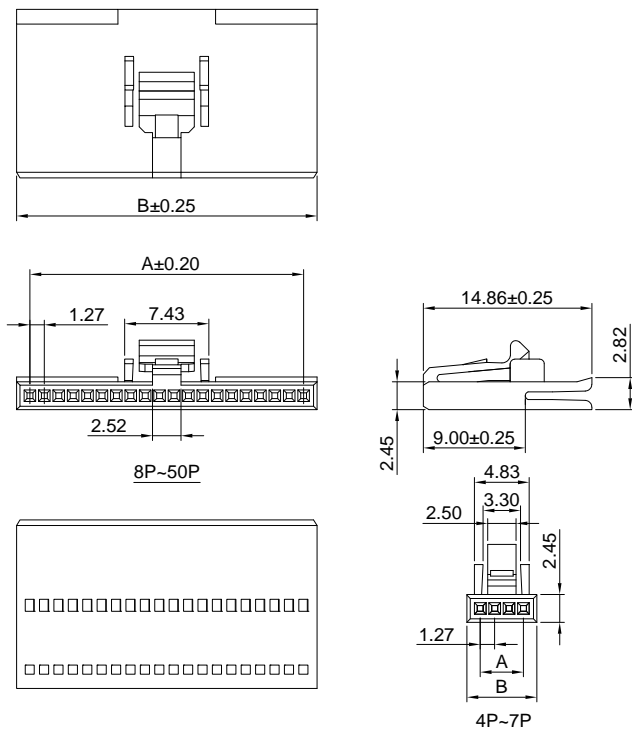
Unit: mm

A1275HA-XP

1.27mm pitch Housing

Reference Informations:

- *Material:Polyester,UL94V-0
- *Suitable CJT A1275-T series Terminal
- *Suitable CJT A1275WV,WR,WVA-XP series Wafer
- *Color:Black



Ordering Information & Dimensions:

PART NO.	Dimensions		PART NO.	Dimensions	
	A	B		A	B
4P	3.81	6.17	28P	34.29	36.65
5P	5.08	7.44	29P	35.56	37.92
6P	6.35	8.71	30P	36.83	39.19
7P	7.62	9.98	31P	38.10	40.46
8P	8.89	11.25	32P	39.37	41.73
9P	10.16	12.52	33P	40.64	43.00
10P	11.43	13.79	34P	41.91	44.27
11P	12.70	15.06	35P	43.18	45.54
12P	13.97	16.33	36P	44.45	46.81
13P	15.24	17.60	37P	45.72	48.08
14P	16.51	18.87	38P	46.99	49.35
15P	17.78	20.14	39P	48.26	50.62
16P	19.05	21.41	40P	49.53	51.89
17P	20.32	22.68	41P	50.80	53.16
18P	21.59	23.95	42P	52.07	54.43
19P	22.86	25.22	43P	53.34	55.70
20P	24.13	26.49	44P	54.61	56.97
21P	25.40	27.76	45P	55.88	58.24
22P	26.67	29.03	46P	57.15	59.51
23P	27.94	30.30	47P	58.42	60.78
24P	29.21	31.57	48P	59.69	62.05
25P	30.48	32.84	49P	60.96	63.32
26P	31.75	34.11	50P	62.23	64.59
27P	33.02	35.38			


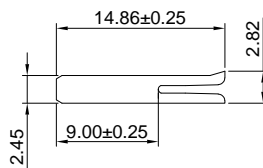
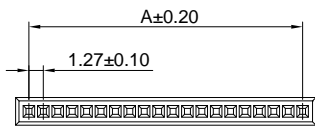
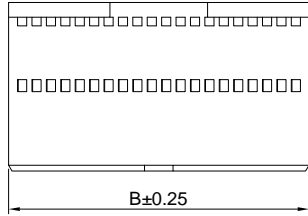
Unit: mm

A1275HB-XP

1.27mm pitch Housing

Reference Informations:

- *Material:Polyester,UL94V-0
- *Suitable CJT A1275-T series Terminal
- *Suitable CJT A1275WV,WR,WVA-XP series Wafer or A1276WV,WR-XP series Single Row Wafer
- *Color:Black



Ordering Information & Dimensions:

PART NO.	Dimensions		PART NO.	Dimensions	
	A	B		A	B
2P	1.27	3.63	27P	33.02	35.38
3P	2.54	4.90	28P	34.29	36.65
4P	3.81	6.17	29P	35.56	37.92
5P	5.08	7.44	30P	36.83	39.19
6P	6.35	8.71	31P	38.10	40.46
7P	7.62	9.98	32P	39.37	41.73
8P	8.89	11.25	33P	40.64	43.00
9P	10.16	12.52	34P	41.91	44.27
10P	11.43	13.79	35P	43.18	45.54
11P	12.70	15.06	36P	44.45	46.81
12P	13.97	16.33	37P	45.72	48.08
13P	15.24	17.60	38P	46.99	49.35
14P	16.51	18.87	39P	48.26	50.62
15P	17.78	20.14	40P	49.53	51.89
16P	19.05	21.41	41P	50.80	53.16
17P	20.32	22.68	42P	52.07	54.43
18P	21.59	23.95	43P	53.34	55.70
19P	22.86	25.22	44P	54.61	56.97
20P	24.13	26.49	45P	55.88	58.24
21P	25.40	27.76	46P	57.15	59.51
22P	26.67	29.03	47P	58.42	60.78
23P	27.94	30.30	48P	59.69	62.05
24P	29.21	31.57	49P	60.96	63.32
25P	30.48	32.84	50P	62.23	64.59
26P	31.75	34.11			

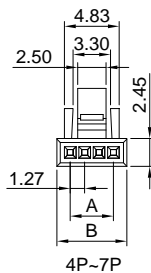

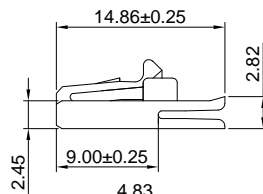
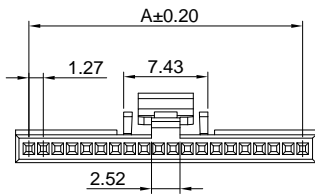
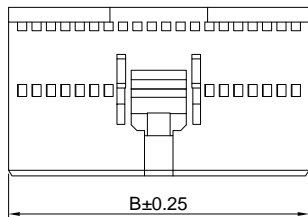
Unit: mm

A1275HC-XP

1.27mm pitch Housing

Reference Informations:

- *Material:Polyester,UL94V-0
- *Suitable CJT A1275-T series Terminal
- *Suitable CJT A1275WV,WR,WVA-XP series Wafer
- *Color:Black



Ordering Information & Dimensions:

PART NO.	Dimensions		PART NO.	Dimensions	
	A	B		A	B
4P	3.81	6.17	28P	34.29	36.65
5P	5.08	7.44	29P	35.56	37.92
6P	6.35	8.71	30P	36.83	39.19
7P	7.62	9.98	31P	38.10	40.46
8P	8.89	11.25	32P	39.37	41.73
9P	10.16	12.52	33P	40.64	43.00
10P	11.43	13.79	34P	41.91	44.27
11P	12.70	15.06	35P	43.18	45.54
12P	13.97	16.33	36P	44.45	46.81
13P	15.24	17.60	37P	45.72	48.08
14P	16.51	18.87	38P	46.99	49.35
15P	17.78	20.14	39P	48.26	50.62
16P	19.05	21.41	40P	49.53	51.89
17P	20.32	22.68	41P	50.80	53.16
18P	21.59	23.95	42P	52.07	54.43
19P	22.86	25.22	43P	53.34	55.70
20P	24.13	26.49	44P	54.61	56.97
21P	25.40	27.76	45P	55.88	58.24
22P	26.67	29.03	46P	57.15	59.51
23P	27.94	30.30	47P	58.42	60.78
24P	29.21	31.57	48P	59.69	62.05
25P	30.48	32.84	49P	60.96	63.32
26P	31.75	34.11	50P	62.23	64.59
27P	33.02	35.38			

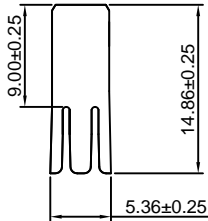
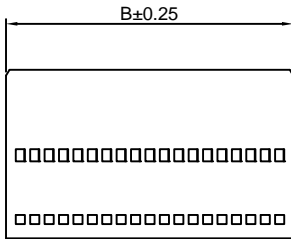
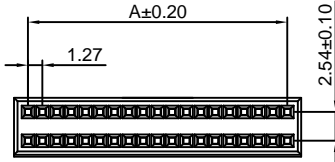
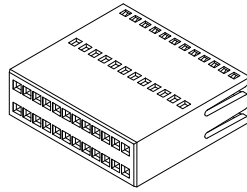
Unit: mm

A1275H-2xXP

1.27mm pitch Housing

Reference Informations:

- *Material:Polyester,UL94V-0
- *Suitable CJT A1275-T series Terminal
- *Suitable CJT A1275WV,WR-2xXP series Wafer or A1276WVB,WRB-2xXP series Dual Row Wafer
- *Color:Black



Ordering Information & Dimensions:

PART NO.	Dimensions		PART NO.	Dimensions	
	A	B		A	B
2x5P	5.08	7.54	2x28P	34.29	36.75
2x6P	6.35	8.81	2x29P	35.56	38.02
2x7P	7.62	10.08	2x30P	36.83	39.29
2x8P	8.89	11.35	2x31P	38.10	40.56
2x9P	10.16	12.62	2x32P	39.37	41.83
2x10P	11.43	13.89	2x33P	40.64	43.10
2x11P	12.70	15.16	2x34P	41.91	44.37
2x12P	13.97	16.43	2x35P	43.18	45.64
2x13P	15.24	17.70	2x36P	44.45	46.91
2x14P	16.51	18.97	2x37P	45.72	48.18
2x15P	17.78	20.24	2x38P	46.99	49.45
2x16P	19.05	21.51	2x39P	48.26	50.72
2x17P	20.32	22.78	2x40P	49.53	51.99
2x18P	21.59	24.05	2x41P	50.80	53.26
2x19P	22.86	25.32	2x42P	52.07	54.53
2x20P	24.13	26.59	2x43P	53.34	55.80
2x21P	25.40	27.86	2x44P	54.61	57.07
2x22P	26.67	29.13	2x45P	55.88	58.34
2x23P	27.94	30.40	2x46P	57.15	59.61
2x24P	29.21	31.67	2x47P	58.42	60.88
2x25P	30.48	32.94	2x48P	59.69	62.15
2x26P	31.75	34.21	2x49P	60.96	63.42
2x27P	33.02	35.48	2x50P	62.23	64.69

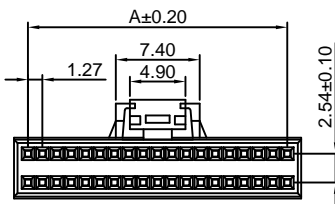
Unit: mm

A1275HA-2xXP

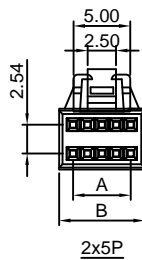
1.27mm pitch Housing

Reference Informations:

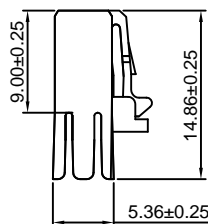
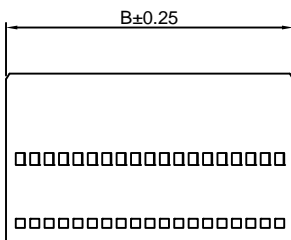
- *Material:Polyester,UL94V-0
- *Suitable CJT A1275-T series Terminal
- *Suitable CJT A1275WV,WR-2xXP series Wafer
- *Color:Black



2x6P~2x50P



2x5P



Ordering Information & Dimensions:

PART NO.	Dimensions		PART NO.	Dimensions	
	A	B		A	B
2x5P	5.08	7.54	2x28P	34.29	36.75
2x6P	6.35	8.81	2x29P	35.56	38.02
2x7P	7.62	10.08	2x30P	36.83	39.29
2x8P	8.89	11.35	2x31P	38.10	40.56
2x9P	10.16	12.62	2x32P	39.37	41.83
2x10P	11.43	13.89	2x33P	40.64	43.10
2x11P	12.70	15.16	2x34P	41.91	44.37
2x12P	13.97	16.43	2x35P	43.18	45.64
2x13P	15.24	17.70	2x36P	44.45	46.91
2x14P	16.51	18.97	2x37P	45.72	48.18
2x15P	17.78	20.24	2x38P	46.99	49.45
2x16P	19.05	21.51	2x39P	48.26	50.72
2x17P	20.32	22.78	2x40P	49.53	51.99
2x18P	21.59	24.05	2x41P	50.80	53.26
2x19P	22.86	25.32	2x42P	52.07	54.53
2x20P	24.13	26.59	2x43P	53.34	55.80
2x21P	25.40	27.86	2x44P	54.61	57.07
2x22P	26.67	29.13	2x45P	55.88	58.34
2x23P	27.94	30.40	2x46P	57.15	59.61
2x24P	29.21	31.67	2x47P	58.42	60.88
2x25P	30.48	32.94	2x48P	59.69	62.15
2x26P	31.75	34.21	2x49P	60.96	63.42
2x27P	33.02	35.48	2x50P	62.23	64.69

Unit: mm

A1275WV-XP

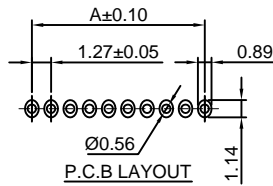
1.27mm pitch 180° Wafer

Reference Informations:

*Material: Pin: Phosphor Bronze/Tin over Nickel
Insulator: Nylon 9T+15%GF, UL94V-0

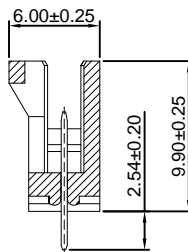
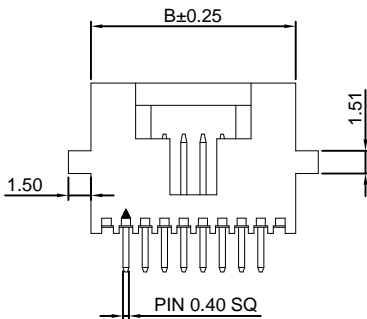
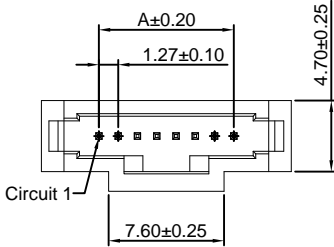
*Suitable CJT A1275H, HA, HB, HC-XP series Housing

*Color: Black



Ordering Information:
A1275WV-XP - *** - ***
1 2 3

- Part No.
- Material:
(Blank): Nylon 9T, UL94V-0
GWT: Nylon 9T, UL94V-0, GWT 750 °C
- Finish:
(Blank): Tin over Nickel
G: Gold-flash
G15: 15µm (0.38µm) MIN. Select Gold (Mating Area)
100µm (2.54µm) MIN. Select Tin
G30: 30µm (0.76µm) MIN. Select Gold (Mating Area)
100µm (2.54µm) MIN. Select Tin
G50: 50µm (1.27µm) MIN. Select Gold (Mating Area)
100µm (2.54µm) MIN. Select Tin



Ordering Information & Dimensions:

PART NO.	Dimensions		PART NO.	Dimensions	
	A	B		A	B
4P	3.81	8.41	28P	34.29	38.89
5P	5.08	9.68	29P	35.56	40.16
6P	6.35	10.95	30P	36.83	41.43
7P	7.62	12.22	31P	38.10	42.70
8P	8.89	13.49	32P	39.37	43.97
9P	10.16	14.76	33P	40.64	45.24
10P	11.43	16.03	34P	41.91	46.51
11P	12.70	17.30	35P	43.18	47.78
12P	13.97	18.57	36P	44.45	49.05
13P	15.24	19.84	37P	45.72	50.32
14P	16.51	21.11	38P	46.99	51.59
15P	17.78	22.38	39P	48.26	52.86
16P	19.05	23.65	40P	49.53	54.13
17P	20.32	24.92	41P	50.80	55.40
18P	21.59	26.19	42P	52.07	56.67
19P	22.86	27.46	43P	53.34	57.94
20P	24.13	28.73	44P	54.61	59.21
21P	25.40	30.00	45P	55.88	60.48
22P	26.67	31.27	46P	57.15	61.75
23P	27.94	32.54	47P	58.42	63.02
24P	29.21	33.81	48P	59.69	64.29
25P	30.48	35.08	49P	60.96	65.56
26P	31.75	36.35	50P	62.23	66.83
27P	33.02	37.62			

Unit: mm

A1275WR-XP

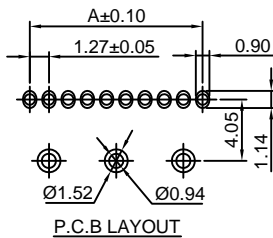
1.27mm pitch 90° Wafer

Reference Informations:

*Material: Pin: Phosphor Bronze/Tin over Nickel
Insulator: Nylon 9T+15%GF, UL94V-0

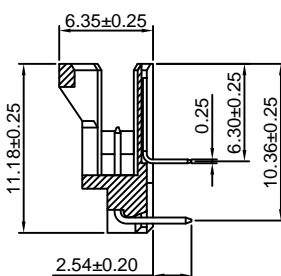
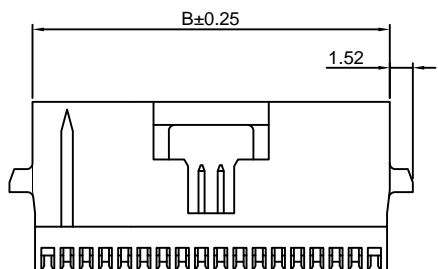
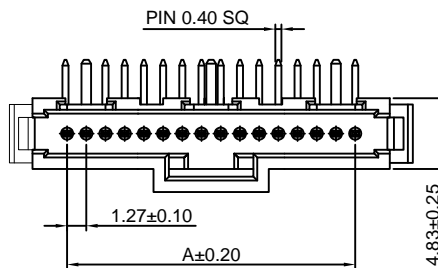
*Suitable CJT A1275H, HA, HB, HC-XP series Housing

*Color: Black



Ordering Information:
A1275WR-XP - *** - ***
1 2 3

- Part No.
- Material:
(Blank): Nylon 9T, UL94V-0
GWT: Nylon 9T, UL94V-0, GWT 750 °C
- Finish:
(Blank): Tin over Nickel
G: Gold-flash
G15: 15µm (0.38µm) MIN. Select Gold (Mating Area)
100µm (2.54µm) MIN. Select Tin
G30: 30µm (0.76µm) MIN. Select Gold (Mating Area)
100µm (2.54µm) MIN. Select Tin
G50: 50µm (1.27µm) MIN. Select Gold (Mating Area)
100µm (2.54µm) MIN. Select Tin



Ordering Information & Dimensions:

PART NO.	Dimensions		PART NO.	Dimensions	
	A	B		A	B
4P	3.81	8.41	28P	34.29	38.89
5P	5.08	9.68	29P	35.56	40.16
6P	6.35	10.95	30P	36.83	41.43
7P	7.62	12.22	31P	38.10	42.70
8P	8.89	13.49	32P	39.37	43.97
9P	10.16	14.76	33P	40.64	45.24
10P	11.43	16.03	34P	41.91	46.51
11P	12.70	17.30	35P	43.18	47.78
12P	13.97	18.57	36P	44.45	49.05
13P	15.24	19.84	37P	45.72	50.32
14P	16.51	21.11	38P	46.99	51.59
15P	17.78	22.38	39P	48.26	52.86
16P	19.05	23.65	40P	49.53	54.13
17P	20.32	24.92	41P	50.80	55.40
18P	21.59	26.19	42P	52.07	56.67
19P	22.86	27.46	43P	53.34	57.94
20P	24.13	28.73	44P	54.61	59.21
21P	25.40	30.00	45P	55.88	60.48
22P	26.67	31.27	46P	57.15	61.75
23P	27.94	32.54	47P	58.42	63.02
24P	29.21	33.81	48P	59.69	64.29
25P	30.48	35.08	49P	60.96	65.56
26P	31.75	36.35	50P	62.23	66.83
27P	33.02	37.62			

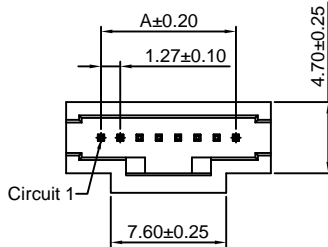
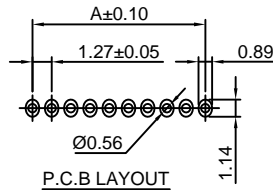
Unit: mm

A1275WVA-XP

1.27mm pitch 180° Wafer

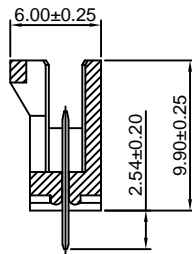
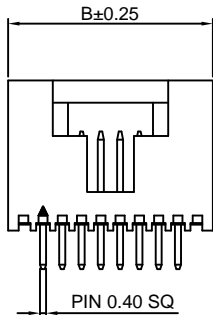
Reference Informations:

- *Material: Pin: Phosphor Bronze/Tin over Nickel
Insulator: Nylon 9T+15%GF, UL94V-0
- *Suitable CJT A1275H, HA, HB, HC-XP series Housing
- *Color: Black



Ordering Information:
A1275WVA-XP - *** - ***
1 2 3

- Part No.
- Material:
(Blank): Nylon 9T, UL94V-0
GWT: Nylon 9T, UL94V-0 GWT 750°C
- Finish:
(Blank): Tin over Nickel
G: Gold-flash
G15: 15µm (0.38µm) MIN. Select Gold (Mating Area)
100µm (2.54µm) MIN. Select Tin
G30: 30µm (0.76µm) MIN. Select Gold (Mating Area)
100µm (2.54µm) MIN. Select Tin
G50: 50µm (1.27µm) MIN. Select Gold (Mating Area)
100µm (2.54µm) MIN. Select Tin



Ordering Information & Dimensions:

PART NO.	Dimensions		PART NO.	Dimensions	
	A	B		A	B
4P	3.81	8.41	28P	34.29	38.89
5P	5.08	9.68	29P	35.56	40.16
6P	6.35	10.95	30P	36.83	41.43
7P	7.62	12.22	31P	38.10	42.70
8P	8.89	13.49	32P	39.37	43.97
9P	10.16	14.76	33P	40.64	45.24
10P	11.43	16.03	34P	41.91	46.51
11P	12.70	17.30	35P	43.18	47.78
12P	13.97	18.57	36P	44.45	49.05
13P	15.24	19.84	37P	45.72	50.32
14P	16.51	21.11	38P	46.99	51.59
15P	17.78	22.38	39P	48.26	52.86
16P	19.05	23.65	40P	49.53	54.13
17P	20.32	24.92	41P	50.80	55.40
18P	21.59	26.19	42P	52.07	56.67
19P	22.86	27.46	43P	53.34	57.94
20P	24.13	28.73	44P	54.61	59.21
21P	25.40	30.00	45P	55.88	60.48
22P	26.67	31.27	46P	57.15	61.75
23P	27.94	32.54	47P	58.42	63.02
24P	29.21	33.81	48P	59.69	64.29
25P	30.48	35.08	49P	60.96	65.56
26P	31.75	36.35	50P	62.23	66.83
27P	33.02	37.62			

Unit: mm

A1275WV-2xXP

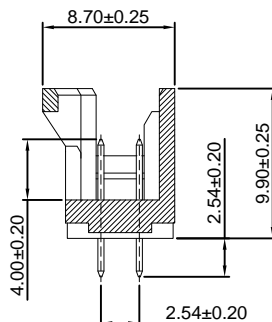
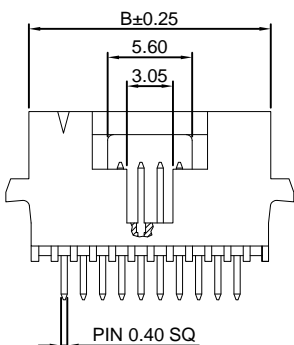
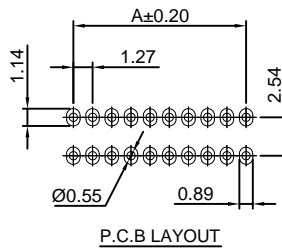
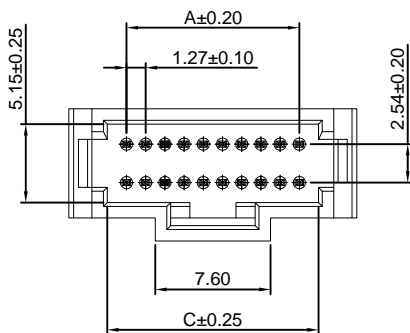
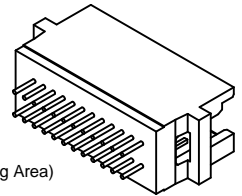
1.27mm pitch 180° Wafer

Reference Informations:

- *Material: Pin: Phosphor Bronze/Gold over Nickel
Insulator: Nylon 9T+15%GF, UL94V-0
- *Suitable CJT A1275H, HA-2xXP series Housing
- *Color: Black

Ordering Information:
A1275WV-2xXP - *** - ***
1 2 3

- Part No.
- Material:
(Blank): Nylon 9T, UL94V-0
GWT: Nylon 9T, UL94V-0 GWT 750°C
- Finish:
(Blank): Gold-flash
G15: 15µm (0.38µm) MIN. Select Gold (Mating Area)
100µm (2.54µm) MIN. Select Tin
G30: 30µm (0.76µm) MIN. Select Gold (Mating Area)
100µm (2.54µm) MIN. Select Tin
G50: 50µm (1.27µm) MIN. Select Gold (Mating Area)
100µm (2.54µm) MIN. Select Tin
T: Tin over Nickel



Ordering Information & Dimensions:

PART NO.	Dimensions			PART NO.	Dimensions		
	A	B	C		A	B	C
2x5P	5.08	9.65	7.65	2x21P	25.40	29.97	27.97
2x6P	6.35	10.92	8.92	2x22P	26.67	31.24	29.24
2x7P	7.62	12.19	10.19	2x23P	27.94	32.51	30.51
2x8P	8.89	13.46	11.46	2x24P	29.21	33.78	31.78
2x9P	10.16	14.73	12.73	2x25P	30.48	35.05	33.05
2x10P	11.43	16.00	14.00	2x26P	31.75	36.32	34.32
2x11P	12.70	17.27	15.27	2x27P	33.02	37.59	35.59
2x12P	13.97	18.54	16.54	2x28P	34.29	38.86	36.86
2x13P	15.24	19.81	17.81	2x29P	35.56	40.13	38.13
2x14P	16.51	21.08	19.08	2x30P	36.83	41.40	39.40
2x15P	17.78	22.35	20.35	2x31P	38.10	42.67	40.67
2x16P	19.05	23.62	21.62	2x32P	39.37	43.94	41.94
2x17P	20.32	24.89	22.89	2x33P	40.64	45.21	43.21
2x18P	21.59	26.16	24.16	2x34P	41.91	46.48	44.48
2x19P	22.86	27.43	25.43	2x35P	43.18	47.75	45.75
2x20P	24.13	28.70	26.70	2x36P	44.45	49.02	47.02

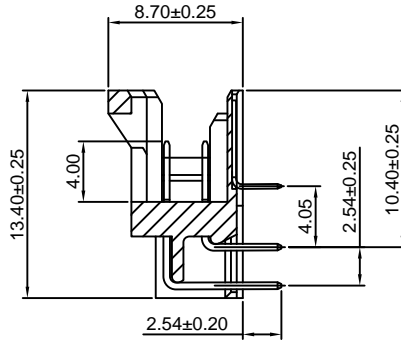
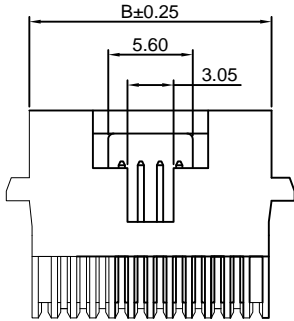
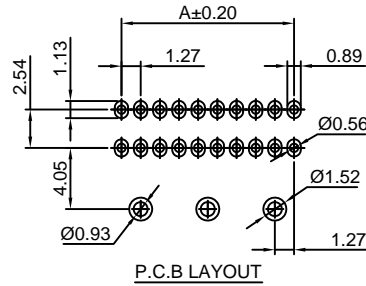
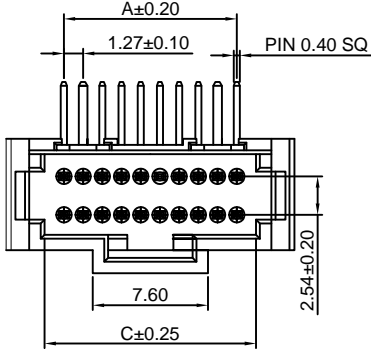
Unit: mm

A1275WR-2xXP

1.27mm pitch 90° Wafer

Reference Informations:

- *Material:Pin:Phosphor Bronze/Gold over Nickel
Insulator:Nylon 9T+15%GF,UL94V-0
- *Suitable CJT A1275H,HA-2xXP series Housing
- *Color:Black



Ordering Information:

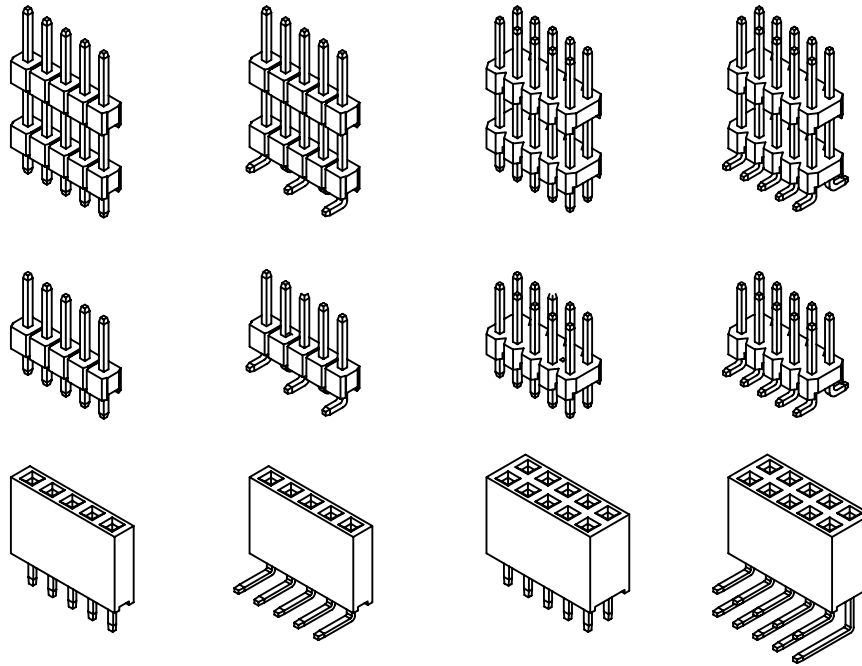
A1275WR-2xXP - *** - ***

- 1.Part No.
- 2.Material:
(Blank):Nylon 9T,UL94V-0
GWT :Nylon 9T,UL94V-0 GWT 750 °C
- 3.Finish:
(Blank):Gold-flash
G15:15µin (0.38µm) MIN.Select Gold(Mating Area)
100µin (2.54µm) MIN.Select Tin
G30:30µin (0.76µm) MIN.Select Gold(Mating Area)
100µin (2.54µm) MIN.Select Tin
G50:50µin (1.27µm) MIN.Select Gold(Mating Area)
100µin (2.54µm) MIN.Select Tin
T: Tin over Nickel

Ordering Information & Dimensions:

PART NO.	Dimensions			PART NO.	Dimensions		
	A	B	C		A	B	C
2x5P	5.08	9.65	7.65	2x21P	25.40	29.97	27.97
2x6P	6.35	10.92	8.92	2x22P	26.67	31.24	29.24
2x7P	7.62	12.19	10.19	2x23P	27.94	32.51	30.51
2x8P	8.89	13.46	11.46	2x24P	29.21	33.78	31.78
2x9P	10.16	14.73	12.73	2x25P	30.48	35.05	33.05
2x10P	11.43	16.00	14.00	2x26P	31.75	36.32	34.32
2x11P	12.70	17.27	15.27	2x27P	33.02	37.59	35.59
2x12P	13.97	18.54	16.54	2x28P	34.29	38.86	36.86
2x13P	15.24	19.81	17.81	2x29P	35.56	40.13	38.13
2x14P	16.51	21.08	19.08	2x30P	36.83	41.40	39.40
2x15P	17.78	22.35	20.35	2x31P	38.10	42.67	40.67
2x16P	19.05	23.62	21.62	2x32P	39.37	43.94	41.94
2x17P	20.32	24.89	22.89	2x33P	40.64	45.21	43.21
2x18P	21.59	26.16	24.16	2x34P	41.91	46.48	44.48
2x19P	22.86	27.43	25.43	2x35P	43.18	47.75	45.75
2x20P	24.13	28.70	26.70	2x36P	44.45	49.02	47.02

Unit: mm



Specifications

Current rating:1A AC,DC

Voltage rating:30V AC,DC

Temperature range:-40°C~+105°C

Contact resistance:20mΩ Max.

Insulation resistance:1000MΩ Min.

Withstanding voltage:500V AC/minute

Compliant with RoHS and REACH

Meet the HF/Halogen Free,need to customize

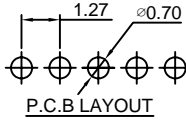
Contact CJT for details

A1276WV-XP

1.27mm Pitch 180° Single Row Pin Header

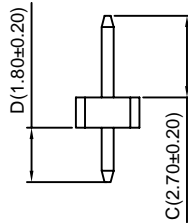
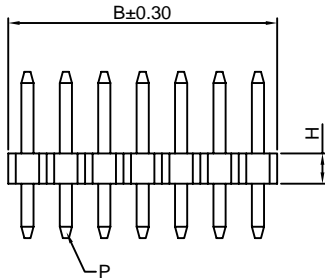
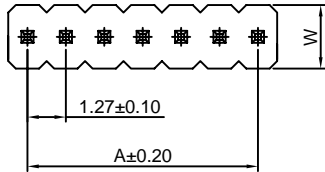
Reference Informations:

- *Material: Pin: Brass/Gold over Nickel
Insulator: Nylon 6T, UL94V-0
- *Mates with CJT A1276 series Single Row Female Header
- Optional Gold plating available but MOQ requested
- *Color: Black



Ordering Information:
A1276WV-XP - *** - *** - ***
1 2 3 4

1. Part No.
2. Size (H):
(Blank): 1.00mm (W: 2.00mm, P: Pin 0.40SQ)
H15: 1.50mm (W: 2.40mm, P: Pin 0.40SQ)
H17: 1.70mm (W: 2.40mm, P: Pin 0.46SQ)
H20: 2.00mm (W: 2.50mm, P: Pin 0.40SQ)
H25: 2.50mm (W: 2.50mm, P: Pin 0.40SQ)
3. Material:
(Blank): Nylon 6T, UL94V-0
GWT: Nylon 6T, UL94V-0, GWT 750 °C
4. Finish:
(blank): Gold-flash
G15: 15µin (0.38µm) MIN. Select Gold (Mating Area)
100µin (2.54µm) MIN. Select Tin
G30: 30µin (0.76µm) MIN. Select Gold (Mating Area)
100µin (2.54µm) MIN. Select Tin
T: Tin over Nickel



Ordering Information & Dimensions:

PART NO.	Dimensions		PART NO.	Dimensions	
	A	B		A	B
1P	----	1.27	26P	31.75	33.02
2P	1.27	2.54	27P	33.02	34.29
3P	2.54	3.81	28P	34.29	35.56
4P	3.81	5.08	29P	35.56	36.83
5P	5.08	6.35	30P	36.83	38.10
6P	6.35	7.62	31P	38.10	39.37
7P	7.62	8.89	32P	39.37	40.64
8P	8.89	10.16	33P	40.64	41.91
9P	10.16	11.43	34P	41.91	43.18
10P	11.43	12.70	35P	43.18	44.45
11P	12.70	13.97	36P	44.45	45.72
12P	13.97	15.24	37P	45.72	46.99
13P	15.24	16.51	38P	46.99	48.26
14P	16.51	17.78	39P	48.26	49.53
15P	17.78	19.05	40P	49.53	50.80
16P	19.05	20.32	41P	50.80	52.07
17P	20.32	21.59	42P	52.07	53.34
18P	21.59	22.86	43P	53.34	54.61
19P	22.86	24.13	44P	54.61	55.88
20P	24.13	25.40	45P	55.88	57.15
21P	25.40	26.67	46P	57.15	58.42
22P	26.67	27.94	47P	58.42	59.69
23P	27.94	29.21	48P	59.69	60.96
24P	29.21	30.48	49P	60.96	62.23
25P	30.48	31.75	50P	62.23	63.50

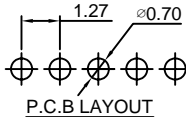
Unit: mm

A1276WR-XP

1.27mm Pitch 90° Single Row Pin Header

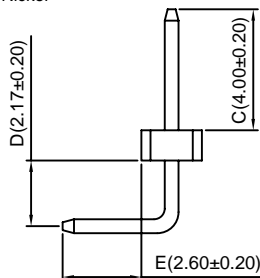
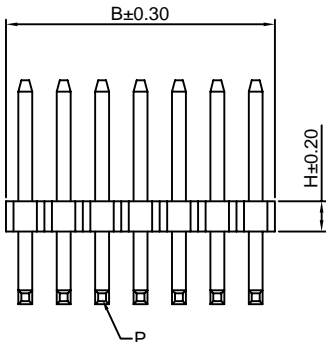
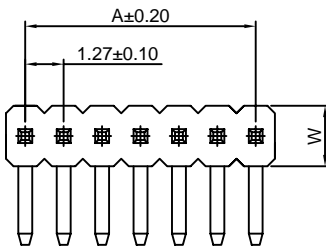
Reference Informations:

- *Material: Pin: Brass/Gold over Nickel
Insulator: Nylon 6T, UL94V-0
- *Mates with CJT A1276 series Single Row Female Header
- Optional Gold plating available but MOQ requested
- *Color: Black



Ordering Information:
A1276WR-XP - *** - *** - ***
1 2 3 4

1. Part No.
2. Size (H):
(Blank): 1.00mm (W: 2.00mm, P: Pin 0.40SQ)
H15: 1.50mm (W: 2.40mm, P: Pin 0.40SQ)
H17: 1.70mm (W: 2.40mm, P: Pin 0.46SQ)
H20: 2.00mm (W: 2.50mm, P: Pin 0.40SQ)
H25: 2.50mm (W: 2.50mm, P: Pin 0.40SQ)
3. Material:
(Blank): Nylon 6T, UL94V-0
GWT: Nylon 6T, UL94V-0, GWT 750 °C
4. Finish:
(blank): Gold-flash
G15: 15µin (0.38µm) MIN. Select Gold (Mating Area)
100µin (2.54µm) MIN. Select Tin
G30: 30µin (0.76µm) MIN. Select Gold (Mating Area)
100µin (2.54µm) MIN. Select Tin
T: Tin over Nickel



Ordering Information & Dimensions:

PART NO.	Dimensions		PART NO.	Dimensions	
	A	B		A	B
1P	----	1.27	26P	31.75	33.02
2P	1.27	2.54	27P	33.02	34.29
3P	2.54	3.81	28P	34.29	35.56
4P	3.81	5.08	29P	35.56	36.83
5P	5.08	6.35	30P	36.83	38.10
6P	6.35	7.62	31P	38.10	39.37
7P	7.62	8.89	32P	39.37	40.64
8P	8.89	10.16	33P	40.64	41.91
9P	10.16	11.43	34P	41.91	43.18
10P	11.43	12.70	35P	43.18	44.45
11P	12.70	13.97	36P	44.45	45.72
12P	13.97	15.24	37P	45.72	46.99
13P	15.24	16.51	38P	46.99	48.26
14P	16.51	17.78	39P	48.26	49.53
15P	17.78	19.05	40P	49.53	50.80
16P	19.05	20.32	41P	50.80	52.07
17P	20.32	21.59	42P	52.07	53.34
18P	21.59	22.86	43P	53.34	54.61
19P	22.86	24.13	44P	54.61	55.88
20P	24.13	25.40	45P	55.88	57.15
21P	25.40	26.67	46P	57.15	58.42
22P	26.67	27.94	47P	58.42	59.69
23P	27.94	29.21	48P	59.69	60.96
24P	29.21	30.48	49P	60.96	62.23
25P	30.48	31.75	50P	62.23	63.50

Unit: mm

A1276WR-XP-R

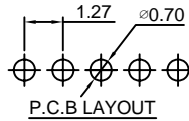
1.27mm Pitch 90° Single Row Pin Header

Reference Informations:

*Material:Pin:Brass/Gold over Nickel
Insulator:Nylon 6T,UL94V-0

*Mates with CJT A1276 series Single Row Female Header
Optional Gold plating available but MOQ requested

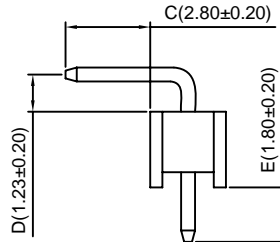
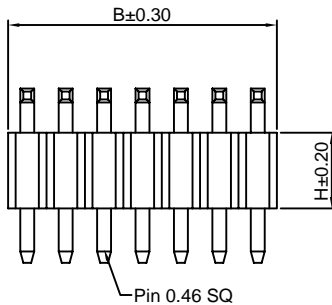
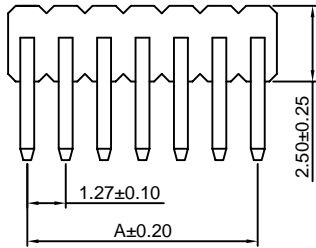
*Color:Black



Ordering Information:

A1276WR-XP-R - *** - *** - ***
1 2 3 4

- 1.Part No.
- 2.Size(H):
(Blank):2.50mm
H17:1.70mm
- 3.Material:
(Blank):Nylon 6T,UL94V-0
GWT:Nylon 6T,UL94V-0,GWT 750 °C
- 4.Finish:
(blank):Gold-flash
G15:15µin (0.38µm) MIN.Select Gold(Mating Area)
100µin (2.54µm) MIN.Select Tin
G30:30µin (0.76µm) MIN.Select Gold(Mating Area)
100µin (2.54µm) MIN.Select Tin
I: Tin over Nickel



Ordering Information & Dimensions:

PART NO.	Dimensions		PART NO.	Dimensions	
	A	B		A	B
1P	----	1.27	26P	31.75	33.02
2P	1.27	2.54	27P	33.02	34.29
3P	2.54	3.81	28P	34.29	35.56
4P	3.81	5.08	29P	35.56	36.83
5P	5.08	6.35	30P	36.83	38.10
6P	6.35	7.62	31P	38.10	39.37
7P	7.62	8.89	32P	39.37	40.64
8P	8.89	10.16	33P	40.64	41.91
9P	10.16	11.43	34P	41.91	43.18
10P	11.43	12.70	35P	43.18	44.45
11P	12.70	13.97	36P	44.45	45.72
12P	13.97	15.24	37P	45.72	46.99
13P	15.24	16.51	38P	46.99	48.26
14P	16.51	17.78	39P	48.26	49.53
15P	17.78	19.05	40P	49.53	50.80
16P	19.05	20.32	41P	50.80	52.07
17P	20.32	21.59	42P	52.07	53.34
18P	21.59	22.86	43P	53.34	54.61
19P	22.86	24.13	44P	54.61	55.88
20P	24.13	25.40	45P	55.88	57.15
21P	25.40	26.67	46P	57.15	58.42
22P	26.67	27.94	47P	58.42	59.69
23P	27.94	29.21	48P	59.69	60.96
24P	29.21	30.48	49P	60.96	62.23
25P	30.48	31.75	50P	62.23	63.50

Unit: mm

A1276WVA-XP

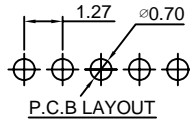
1.27mm Pitch 180° Single Row Pin Header

Reference Informations:

*Material:Pin:Brass/Gold over Nickel
Insulator:Nylon 6T,UL94V-0

*Mates with CJT A1276 series Single Row Female Header
Optional Gold plating available but MOQ requested

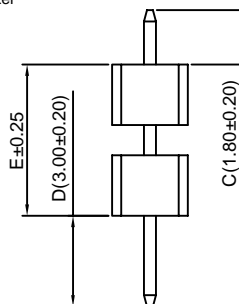
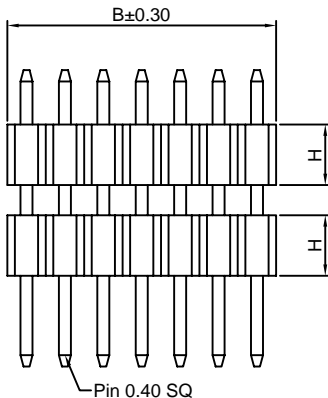
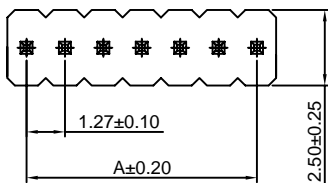
*Color:Black



Ordering Information:

A1276WVA-XP - *** - *** - ***
1 2 3 4

- 1.Part No.
- 2.Size(H):
(Blank):1.00mm
H15:1.50mm
H17:1.70mm
H20:2.00mm
H25:2.50mm
- 3.Material:
(Blank):Nylon 6T,UL94V-0
GWT:Nylon 6T,UL94V-0,GWT 750 °C
- 4.Finish:
(blank):Gold-flash
G15:15µin (0.38µm) MIN.Select Gold(Mating Area)
100µin (2.54µm) MIN.Select Tin
G30:30µin (0.76µm) MIN.Select Gold(Mating Area)
100µin (2.54µm) MIN.Select Tin
I: Tin over Nickel



Ordering Information & Dimensions:

PART NO.	Dimensions		PART NO.	Dimensions	
	A	B		A	B
1P	----	1.27	26P	31.75	33.02
2P	1.27	2.54	27P	33.02	34.29
3P	2.54	3.81	28P	34.29	35.56
4P	3.81	5.08	29P	35.56	36.83
5P	5.08	6.35	30P	36.83	38.10
6P	6.35	7.62	31P	38.10	39.37
7P	7.62	8.89	32P	39.37	40.64
8P	8.89	10.16	33P	40.64	41.91
9P	10.16	11.43	34P	41.91	43.18
10P	11.43	12.70	35P	43.18	44.45
11P	12.70	13.97	36P	44.45	45.72
12P	13.97	15.24	37P	45.72	46.99
13P	15.24	16.51	38P	46.99	48.26
14P	16.51	17.78	39P	48.26	49.53
15P	17.78	19.05	40P	49.53	50.80
16P	19.05	20.32	41P	50.80	52.07
17P	20.32	21.59	42P	52.07	53.34
18P	21.59	22.86	43P	53.34	54.61
19P	22.86	24.13	44P	54.61	55.88
20P	24.13	25.40	45P	55.88	57.15
21P	25.40	26.67	46P	57.15	58.42
22P	26.67	27.94	47P	58.42	59.69
23P	27.94	29.21	48P	59.69	60.96
24P	29.21	30.48	49P	60.96	62.23
25P	30.48	31.75	50P	62.23	63.50

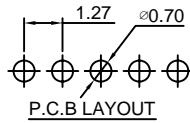
Unit: mm

A1276WRA-XP

1.27mm Pitch 90° Single Row Pin Header

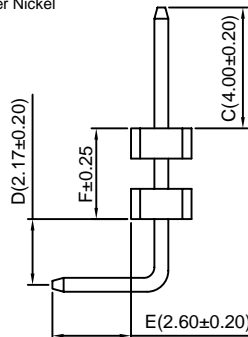
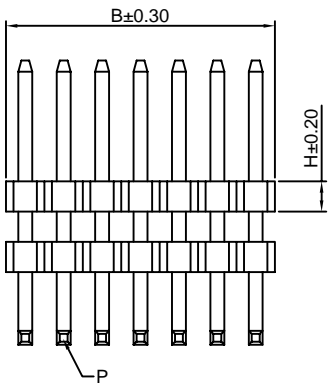
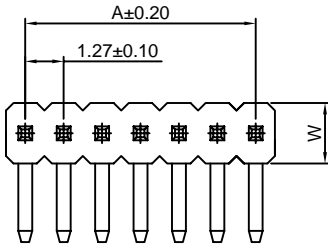
Reference Informations:

- *Material: Pin: Brass/Gold over Nickel
Insulator: Nylon 6T, UL94V-0
- *Mates with CJT A1276 series Single Row Female Header
- Optional Gold plating available but MOQ requested
- *Color: Black



Ordering Information:
A1276WRA-XP - *** - *** - ***

1. Part No.
2. Size(H):
(Blank): 1.00mm(W:2.10mm, P: Pin 0.40 SQ)
H15: 1.50mm(W:2.40mm, P: Pin 0.40 SQ)
H17: 1.70mm(W:2.50mm, P: Pin 0.46 SQ)
H20: 2.00mm(W:2.50mm, P: Pin 0.40 SQ)
H25: 2.50mm(W:2.50mm, P: Pin 0.40 SQ)
3. Material:
(Blank): Nylon 6T, UL94V-0
GWT: Nylon 6T, UL94V-0, GWT 750 °C
4. Finish:
(blank): Gold-flash
G15: 15µin (0.38µm) MIN. Select Gold(Mating Area)
100µin (2.54µm) MIN. Select Tin
G30: 30µin (0.76µm) MIN. Select Gold(Mating Area)
100µin (2.54µm) MIN. Select Tin
I: Tin over Nickel



Ordering Information & Dimensions:

PART NO.	Dimensions		PART NO.	Dimensions	
	A	B		A	B
1P	----	1.27	26P	31.75	33.02
2P	1.27	2.54	27P	33.02	34.29
3P	2.54	3.81	28P	34.29	35.56
4P	3.81	5.08	29P	35.56	36.83
5P	5.08	6.35	30P	36.83	38.10
6P	6.35	7.62	31P	38.10	39.37
7P	7.62	8.89	32P	39.37	40.64
8P	8.89	10.16	33P	40.64	41.91
9P	10.16	11.43	34P	41.91	43.18
10P	11.43	12.70	35P	43.18	44.45
11P	12.70	13.97	36P	44.45	45.72
12P	13.97	15.24	37P	45.72	46.99
13P	15.24	16.51	38P	46.99	48.26
14P	16.51	17.78	39P	48.26	49.53
15P	17.78	19.05	40P	49.53	50.80
16P	19.05	20.32	41P	50.80	52.07
17P	20.32	21.59	42P	52.07	53.34
18P	21.59	22.86	43P	53.34	54.61
19P	22.86	24.13	44P	54.61	55.88
20P	24.13	25.40	45P	55.88	57.15
21P	25.40	26.67	46P	57.15	58.42
22P	26.67	27.94	47P	58.42	59.69
23P	27.94	29.21	48P	59.69	60.96
24P	29.21	30.48	49P	60.96	62.23
25P	30.48	31.75	50P	62.23	63.50

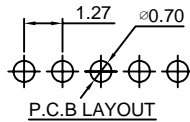
Unit: mm

A1276WRC-XP

1.27mm Pitch 90° Single Row Pin Header

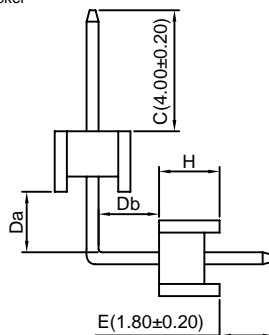
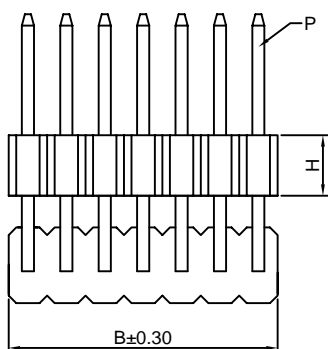
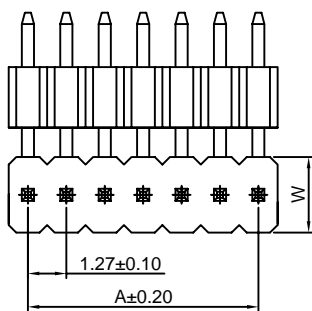
Reference Informations:

- *Material: Pin: Brass/Gold over Nickel
Insulator: Nylon 6T, UL94V-0
- *Mates with CJT A1276 series Single Row Female Header
- Optional Gold plating available but MOQ requested
- *Color: Black



Ordering Information:
A1276WRC-XP - *** - *** - ***

1. Part No.
2. Size(H):
(Blank): 1.00mm(W:2.10mm, P: Pin 0.40 SQ)
H15: 1.50mm(W:2.40mm, P: Pin 0.40 SQ)
H17: 1.70mm(W:2.50mm, P: Pin 0.46 SQ)
H20: 2.00mm(W:2.50mm, P: Pin 0.40 SQ)
H25: 2.50mm(W:2.50mm, P: Pin 0.40 SQ)
3. Material:
(Blank): Nylon 6T, UL94V-0
GWT: Nylon 6T, UL94V-0, GWT 750 °C
4. Finish:
(blank): Gold-flash
G15: 15µin (0.38µm) MIN. Select Gold(Mating Area)
100µin (2.54µm) MIN. Select Tin
G30: 30µin (0.76µm) MIN. Select Gold(Mating Area)
100µin (2.54µm) MIN. Select Tin
I: Tin over Nickel



Ordering Information & Dimensions:

PART NO.	Dimensions		PART NO.	Dimensions	
	A	B		A	B
1P	----	1.27	26P	31.75	33.02
2P	1.27	2.54	27P	33.02	34.29
3P	2.54	3.81	28P	34.29	35.56
4P	3.81	5.08	29P	35.56	36.83
5P	5.08	6.35	30P	36.83	38.10
6P	6.35	7.62	31P	38.10	39.37
7P	7.62	8.89	32P	39.37	40.64
8P	8.89	10.16	33P	40.64	41.91
9P	10.16	11.43	34P	41.91	43.18
10P	11.43	12.70	35P	43.18	44.45
11P	12.70	13.97	36P	44.45	45.72
12P	13.97	15.24	37P	45.72	46.99
13P	15.24	16.51	38P	46.99	48.26
14P	16.51	17.78	39P	48.26	49.53
15P	17.78	19.05	40P	49.53	50.80
16P	19.05	20.32	41P	50.80	52.07
17P	20.32	21.59	42P	52.07	53.34
18P	21.59	22.86	43P	53.34	54.61
19P	22.86	24.13	44P	54.61	55.88
20P	24.13	25.40	45P	55.88	57.15
21P	25.40	26.67	46P	57.15	58.42
22P	26.67	27.94	47P	58.42	59.69
23P	27.94	29.21	48P	59.69	60.96
24P	29.21	30.48	49P	60.96	62.23
25P	30.48	31.75	50P	62.23	63.50

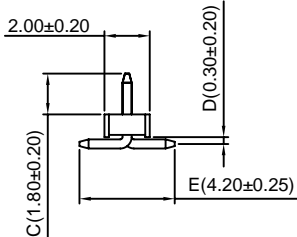
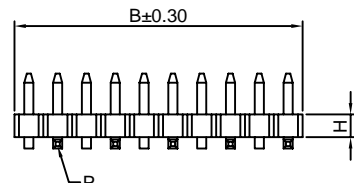
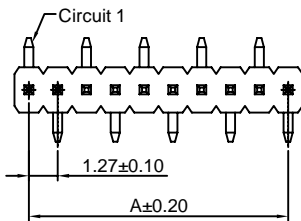
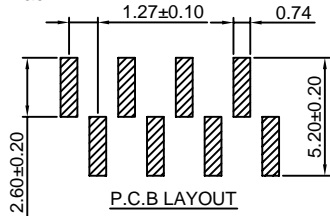
Unit: mm

A1276WV-S-XP-A

1.27mm Pitch 180° Single Row Pin Header - SMT A TYPE

Reference Informations:

- *Material: Pin: Brass/Gold over Nickel
Insulator: Nylon 6T, UL94V-0
- *Mates with CJT A1276 series Single Row Female Header
Optional Gold plating available but MOQ requested
- *Color: Black



Ordering Information:

A1276WV-S-XP-A - *** - *** - *** - ***
1 2 3 4 5

- Part No.
- Size(H):
(Blank): 1.00mm
H15: 1.50mm
H20: 2.00mm
H25: 2.50mm
- Size(P):
(Blank): Pin 0.40 SQ
P46: Pin 0.46 SQ
- Material:
(Blank): Nylon 6T, UL94V-0
GWT: Nylon 6T, UL94V-0, GWT 750 °C
- Finish:
(blank): Gold-flash
G15: 15µm (0.38µm) MIN. Select Gold (Mating Area)
100µm (2.54µm) MIN. Select Tin
G30: 30µm (0.76µm) MIN. Select Gold (Mating Area)
100µm (2.54µm) MIN. Select Tin
T: Tin over Nickel

Ordering Information & Dimensions:

PART NO.	Dimensions		PART NO.	Dimensions	
	A	B		A	B
2P	1.27	2.54	27P	33.02	34.29
3P	2.54	3.81	28P	34.29	35.56
4P	3.81	5.08	29P	35.56	36.83
5P	5.08	6.35	30P	36.83	38.10
6P	6.35	7.62	31P	38.10	39.37
7P	7.62	8.89	32P	39.37	40.64
8P	8.89	10.16	33P	40.64	41.91
9P	10.16	11.43	34P	41.91	43.18
10P	11.43	12.70	35P	43.18	44.45
11P	12.70	13.97	36P	44.45	45.72
12P	13.97	15.24	37P	45.72	46.99
13P	15.24	16.51	38P	46.99	48.26
14P	16.51	17.78	39P	48.26	49.53
15P	17.78	19.05	40P	49.53	50.80
16P	19.05	20.32	41P	50.80	52.07
17P	20.32	21.59	42P	52.07	53.34
18P	21.59	22.86	43P	53.34	54.61
19P	22.86	24.13	44P	54.61	55.88
20P	24.13	25.40	45P	55.88	57.15
21P	25.40	26.67	46P	57.15	58.42
22P	26.67	27.94	47P	58.42	59.69
23P	27.94	29.21	48P	59.69	60.96
24P	29.21	30.48	49P	60.96	62.23
25P	30.48	31.75	50P	62.23	63.50
26P	31.75	33.02			

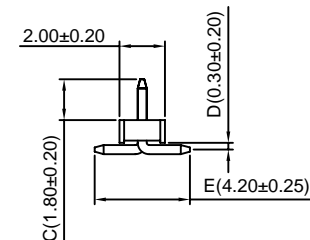
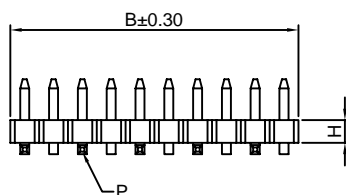
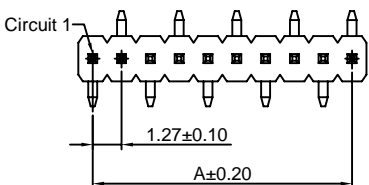
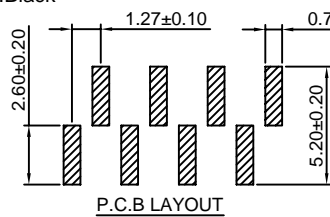
Unit: mm

A1276WV-S-XP-B

1.27mm Pitch 180° Single Row Pin Header - SMT B TYPE

Reference Informations:

- *Material: Pin: Brass/Gold over Nickel
Insulator: Nylon 6T, UL94V-0
- *Mates with CJT A1276 series Single Row Female Header
Optional Gold plating available but MOQ requested
- *Color: Black



Ordering Information:

A1276WV-S-XP-B - *** - *** - *** - ***
1 2 3 4 5

- Part No.
- Size(H):
(Blank): 1.00mm
H15: 1.50mm
H20: 2.00mm
H25: 2.50mm
- Size(P):
(Blank): Pin 0.40 SQ
P46: Pin 0.46 SQ
- Material:
(Blank): Nylon 6T, UL94V-0
GWT: Nylon 6T, UL94V-0, GWT 750 °C
- Finish:
(blank): Gold-flash
G15: 15µm (0.38µm) MIN. Select Gold (Mating Area)
100µm (2.54µm) MIN. Select Tin
G30: 30µm (0.76µm) MIN. Select Gold (Mating Area)
100µm (2.54µm) MIN. Select Tin
T: Tin over Nickel

Ordering Information & Dimensions:

PART NO.	Dimensions		PART NO.	Dimensions	
	A	B		A	B
2P	1.27	2.54	27P	33.02	34.29
3P	2.54	3.81	28P	34.29	35.56
4P	3.81	5.08	29P	35.56	36.83
5P	5.08	6.35	30P	36.83	38.10
6P	6.35	7.62	31P	38.10	39.37
7P	7.62	8.89	32P	39.37	40.64
8P	8.89	10.16	33P	40.64	41.91
9P	10.16	11.43	34P	41.91	43.18
10P	11.43	12.70	35P	43.18	44.45
11P	12.70	13.97	36P	44.45	45.72
12P	13.97	15.24	37P	45.72	46.99
13P	15.24	16.51	38P	46.99	48.26
14P	16.51	17.78	39P	48.26	49.53
15P	17.78	19.05	40P	49.53	50.80
16P	19.05	20.32	41P	50.80	52.07
17P	20.32	21.59	42P	52.07	53.34
18P	21.59	22.86	43P	53.34	54.61
19P	22.86	24.13	44P	54.61	55.88
20P	24.13	25.40	45P	55.88	57.15
21P	25.40	26.67	46P	57.15	58.42
22P	26.67	27.94	47P	58.42	59.69
23P	27.94	29.21	48P	59.69	60.96
24P	29.21	30.48	49P	60.96	62.23
25P	30.48	31.75	50P	62.23	63.50
26P	31.75	33.02			

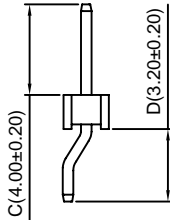
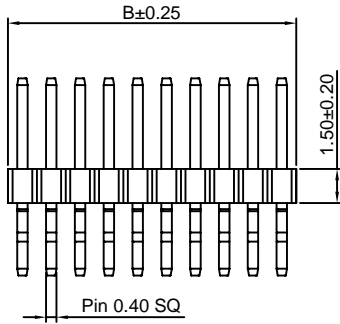
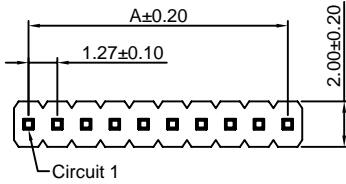
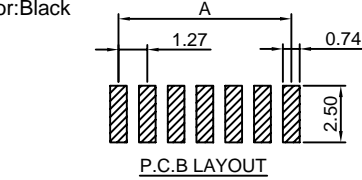
Unit: mm

A1276WR-S-XP

1.27mm Pitch 90° Single Row Pin Header - SMT TYPE

Reference Informations:

- *Material: Pin: Brass/Gold over Nickel
Insulator: Nylon 6T, UL94V-0
- *Mates with CJT A1276 series Single Row Female Header
Optional Gold plating available but MOQ requested
- *Color: Black



Ordering Information:
A1276WR-S-XP - *** - ***
 1 2 3
 1.Part No.
 2.Material:
 (Blank): Nylon 6T, UL94V-0
 GWT: Nylon 6T, UL94V-0, GWT 750 °C
 3.Finish:
 (blank): Gold-flash
 G15: 15µin (0.38µm) MIN. Select Gold (Mating Area)
 100µin (2.54µm) MIN. Select Tin
 G30: 30µin (0.76µm) MIN. Select Gold (Mating Area)
 100µin (2.54µm) MIN. Select Tin
 T: Tin over Nickel

Ordering Information & Dimensions:

PART NO.	Dimensions		PART NO.	Dimensions	
	A	B		A	B
2P	1.27	2.54	27P	33.02	34.29
3P	2.54	3.81	28P	34.29	35.56
4P	3.81	5.08	29P	35.56	36.83
5P	5.08	6.35	30P	36.83	38.10
6P	6.35	7.62	31P	38.10	39.37
7P	7.62	8.89	32P	39.37	40.64
8P	8.89	10.16	33P	40.64	41.91
9P	10.16	11.43	34P	41.91	43.18
10P	11.43	12.70	35P	43.18	44.45
11P	12.70	13.97	36P	44.45	45.72
12P	13.97	15.24	37P	45.72	46.99
13P	15.24	16.51	38P	46.99	48.26
14P	16.51	17.78	39P	48.26	49.53
15P	17.78	19.05	40P	49.53	50.80
16P	19.05	20.32	41P	50.80	52.07
17P	20.32	21.59	42P	52.07	53.34
18P	21.59	22.86	43P	53.34	54.61
19P	22.86	24.13	44P	54.61	55.88
20P	24.13	25.40	45P	55.88	57.15
21P	25.40	26.67	46P	57.15	58.42
22P	26.67	27.94	47P	58.42	59.69
23P	27.94	29.21	48P	59.69	60.96
24P	29.21	30.48	49P	60.96	62.23
25P	30.48	31.75	50P	62.23	63.50
26P	31.75	33.02			

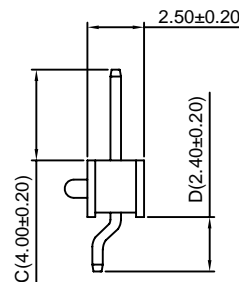
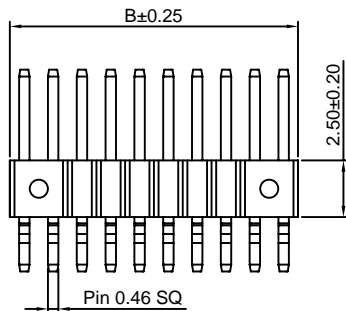
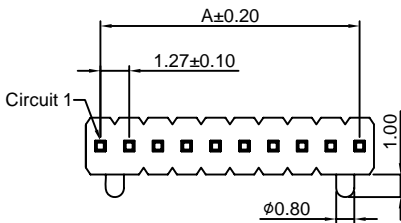
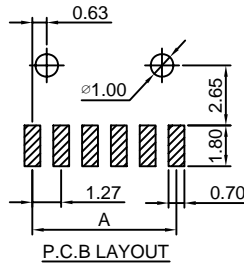
Unit: mm

A1276WR-S-F-XP-H25

1.27mm Pitch 90° Single Row Pin Header - SMT TYPE

Reference Informations:

- *Material: Pin: Brass/Gold over Nickel
Insulator: Nylon 6T, UL94V-0
- *Mates with CJT A1276 series Single Row Female Header
Optional Gold plating available but MOQ requested
- *Color: Black



Ordering Information:
A1276WR-S-F-XP-H25 - *** - ***
 1 2 3
 1.Part No.
 2.Material:
 (Blank): Nylon 6T, UL94V-0
 GWT: Nylon 6T, UL94V-0, GWT 750 °C
 3.Finish:
 (blank): Gold-flash
 G15: 15µin (0.38µm) MIN. Select Gold (Mating Area)
 100µin (2.54µm) MIN. Select Tin
 G30: 30µin (0.76µm) MIN. Select Gold (Mating Area)
 100µin (2.54µm) MIN. Select Tin
 T: Tin over Nickel

Ordering Information & Dimensions:

PART NO.	Dimensions		PART NO.	Dimensions	
	A	B		A	B
2P	1.27	2.54	27P	33.02	34.29
3P	2.54	3.81	28P	34.29	35.56
4P	3.81	5.08	29P	35.56	36.83
5P	5.08	6.35	30P	36.83	38.10
6P	6.35	7.62	31P	38.10	39.37
7P	7.62	8.89	32P	39.37	40.64
8P	8.89	10.16	33P	40.64	41.91
9P	10.16	11.43	34P	41.91	43.18
10P	11.43	12.70	35P	43.18	44.45
11P	12.70	13.97	36P	44.45	45.72
12P	13.97	15.24	37P	45.72	46.99
13P	15.24	16.51	38P	46.99	48.26
14P	16.51	17.78	39P	48.26	49.53
15P	17.78	19.05	40P	49.53	50.80
16P	19.05	20.32	41P	50.80	52.07
17P	20.32	21.59	42P	52.07	53.34
18P	21.59	22.86	43P	53.34	54.61
19P	22.86	24.13	44P	54.61	55.88
20P	24.13	25.40	45P	55.88	57.15
21P	25.40	26.67	46P	57.15	58.42
22P	26.67	27.94	47P	58.42	59.69
23P	27.94	29.21	48P	59.69	60.96
24P	29.21	30.48	49P	60.96	62.23
25P	30.48	31.75	50P	62.23	63.50
26P	31.75	33.02			

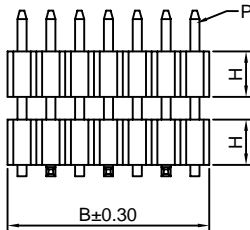
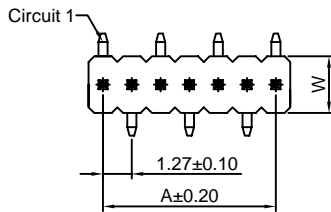
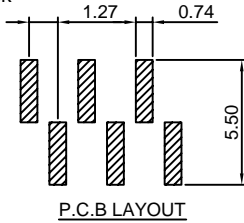
Unit: mm

A1276WVA-S-XP-A

1.27mm Pitch 180° Single Row Pin Header - SMT A TYPE

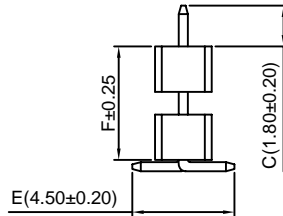
Reference Informations:

- *Material:Pin:Brass/Gold over Nickel
Insulator:Nylon 6T,UL94V-0
- *Mates with CJT A1276 series Single Row Female Header
Optional Gold plating available but MOQ requested
- *Color:Black



Ordering Information:
A1276WVA-S-XP-A - *** - *** - ***
1 2 3 4

- Part No.
- Size(H):
(Blank):1.00mm(W:2.10mm,P:Pin 0.40 SQ)
H15:1.50mm(W:2.40mm,P:Pin 0.40 SQ)
H17:1.70mm(W:2.50mm,P:Pin 0.46 SQ)
H20:2.00mm(W:2.50mm,P:Pin 0.40 SQ)
H25:2.50mm(W:2.50mm,P:Pin 0.40 SQ)
- Material:
(Blank):Nylon 6T,UL94V-0
GWT:Nylon 6T,UL94V-0,GWT 750 °C
- Finish:
(blank):Gold-flash
G15:15µin (0.38µm) MIN.Select Gold(Mating Area)
100µin (2.54µm) MIN.Select Tin
G30:30µin (0.76µm) MIN.Select Gold(Mating Area)
100µin (2.54µm) MIN.Select Tin
I: Tin over Nickel



Ordering Information & Dimensions:

PART NO.	Dimensions		PART NO.	Dimensions	
	A	B		A	B
2P	1.27	2.54	27P	33.02	34.29
3P	2.54	3.81	28P	34.29	35.56
4P	3.81	5.08	29P	35.56	36.83
5P	5.08	6.35	30P	36.83	38.10
6P	6.35	7.62	31P	38.10	39.37
7P	7.62	8.89	32P	39.37	40.64
8P	8.89	10.16	33P	40.64	41.91
9P	10.16	11.43	34P	41.91	43.18
10P	11.43	12.70	35P	43.18	44.45
11P	12.70	13.97	36P	44.45	45.72
12P	13.97	15.24	37P	45.72	46.99
13P	15.24	16.51	38P	46.99	48.26
14P	16.51	17.78	39P	48.26	49.53
15P	17.78	19.05	40P	49.53	50.80
16P	19.05	20.32	41P	50.80	52.07
17P	20.32	21.59	42P	52.07	53.34
18P	21.59	22.86	43P	53.34	54.61
19P	22.86	24.13	44P	54.61	55.88
20P	24.13	25.40	45P	55.88	57.15
21P	25.40	26.67	46P	57.15	58.42
22P	26.67	27.94	47P	58.42	59.69
23P	27.94	29.21	48P	59.69	60.96
24P	29.21	30.48	49P	60.96	62.23
25P	30.48	31.75	50P	62.23	63.50
26P	31.75	33.02			

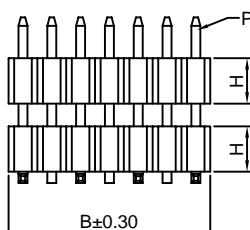
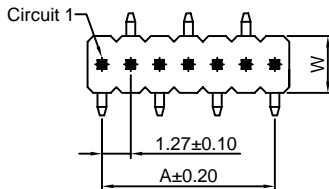
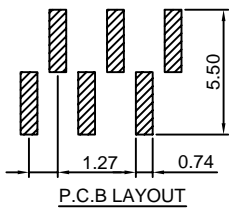
Unit: mm

A1276WVA-S-XP-B

1.27mm Pitch 180° Single Row Pin Header - SMT B TYPE

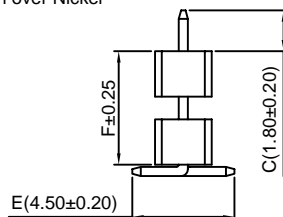
Reference Informations:

- *Material:Pin:Brass/Gold over Nickel
Insulator:Nylon 6T,UL94V-0
- *Mates with CJT A1276 series Single Row Female Header
Optional Gold plating available but MOQ requested
- *Color:Black



Ordering Information:
A1276WVA-S-XP-B - *** - *** - ***
1 2 3 4

- Part No.
- Size(H):
(Blank):1.00mm(W:2.10mm,P:Pin 0.40 SQ)
H15:1.50mm(W:2.40mm,P:Pin 0.40 SQ)
H17:1.70mm(W:2.50mm,P:Pin 0.46 SQ)
H20:2.00mm(W:2.50mm,P:Pin 0.40 SQ)
H25:2.50mm(W:2.50mm,P:Pin 0.40 SQ)
- Material:
(Blank):Nylon 6T,UL94V-0
GWT:Nylon 6T,UL94V-0,GWT 750 °C
- Finish:
(blank):Gold-flash
G15:15µin (0.38µm) MIN.Select Gold(Mating Area)
100µin (2.54µm) MIN.Select Tin
G30:30µin (0.76µm) MIN.Select Gold(Mating Area)
100µin (2.54µm) MIN.Select Tin
I: Tin over Nickel



Ordering Information & Dimensions:

PART NO.	Dimensions		PART NO.	Dimensions	
	A	B		A	B
2P	1.27	2.54	27P	33.02	34.29
3P	2.54	3.81	28P	34.29	35.56
4P	3.81	5.08	29P	35.56	36.83
5P	5.08	6.35	30P	36.83	38.10
6P	6.35	7.62	31P	38.10	39.37
7P	7.62	8.89	32P	39.37	40.64
8P	8.89	10.16	33P	40.64	41.91
9P	10.16	11.43	34P	41.91	43.18
10P	11.43	12.70	35P	43.18	44.45
11P	12.70	13.97	36P	44.45	45.72
12P	13.97	15.24	37P	45.72	46.99
13P	15.24	16.51	38P	46.99	48.26
14P	16.51	17.78	39P	48.26	49.53
15P	17.78	19.05	40P	49.53	50.80
16P	19.05	20.32	41P	50.80	52.07
17P	20.32	21.59	42P	52.07	53.34
18P	21.59	22.86	43P	53.34	54.61
19P	22.86	24.13	44P	54.61	55.88
20P	24.13	25.40	45P	55.88	57.15
21P	25.40	26.67	46P	57.15	58.42
22P	26.67	27.94	47P	58.42	59.69
23P	27.94	29.21	48P	59.69	60.96
24P	29.21	30.48	49P	60.96	62.23
25P	30.48	31.75	50P	62.23	63.50
26P	31.75	33.02			

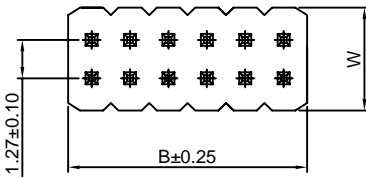
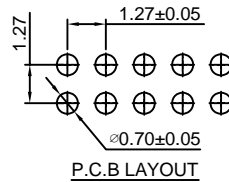
Unit: mm

A1276WV-2xXP

1.27mm Pitch 180° Dual Row Pin Header

Reference Informations:

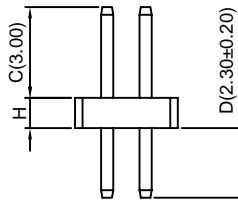
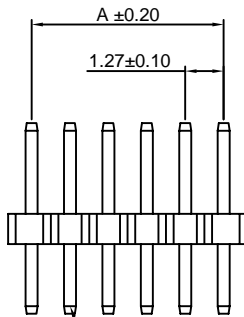
- *Material: Pin: Brass/Gold over Nickel
Insulator: Nylon 6T, UL94V-0
- *Mates with CJT A1276 series Dual Row Female Header
Optional Gold plating available but MOQ requested
- *Color: Black



Ordering Information:

A1276WV-2xXP - *** - *** - ***
1 2 3 4

1. Part No.
2. Size(H):
(Blank): 1.00mm(W:3.40mm)
H15: 1.50mm(W:3.40mm)
H20: 2.00mm(W:3.00mm)
H25: 2.50mm(W:3.00mm)
3. Material:
(Blank): Nylon 6T, UL94V-0
GWT: Nylon 6T, UL94V-0, GWT 750 °C
4. Finish:
(blank): Gold-flash
G15: 15µin (0.38µm) MIN. Select Gold (Mating Area)
100µin (2.54µm) MIN. Select Tin
G30: 30µin (0.76µm) MIN. Select Gold (Mating Area)
100µin (2.54µm) MIN. Select Tin
T: Tin over Nickel



Ordering Information & Dimensions:

PART NO.	Dimensions		PART NO.	Dimensions	
	A	B		A	B
2x2P	1.27	2.54	2x27P	33.02	34.29
2x3P	2.54	3.81	2x28P	34.29	35.56
2x4P	3.81	5.08	2x29P	35.56	36.83
2x5P	5.08	6.35	2x30P	36.83	38.10
2x6P	6.35	7.62	2x31P	38.10	39.37
2x7P	7.62	8.89	2x32P	39.37	40.64
2x8P	8.89	10.16	2x33P	40.64	41.91
2x9P	10.16	11.43	2x34P	41.91	43.18
2x10P	11.43	12.70	2x35P	43.18	44.45
2x11P	12.70	13.97	2x36P	44.45	45.72
2x12P	13.97	15.24	2x37P	45.72	46.99
2x13P	15.24	16.51	2x38P	46.99	48.26
2x14P	16.51	17.78	2x39P	48.26	49.53
2x15P	17.78	19.05	2x40P	49.53	50.80
2x16P	19.05	20.32	2x41P	50.80	52.07
2x17P	20.32	21.59	2x42P	52.07	53.34
2x18P	21.59	22.86	2x43P	53.34	54.61
2x19P	22.86	24.13	2x44P	54.61	55.88
2x20P	24.13	25.40	2x45P	55.88	57.15
2x21P	25.40	26.67	2x46P	57.15	58.42
2x22P	26.67	27.94	2x47P	58.42	59.69
2x23P	27.94	29.21	2x48P	59.69	60.96
2x24P	29.21	30.48	2x49P	60.96	62.23
2x25P	30.48	31.75	2x50P	62.23	63.50
2x26P	31.75	33.02			

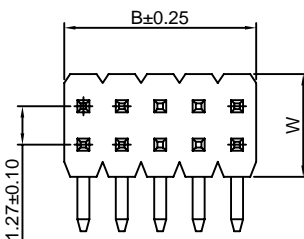
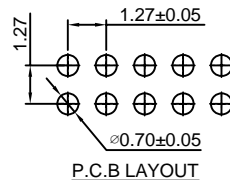
Unit: mm

A1276WR-2xXP

1.27mm Pitch 90° Dual Row Pin Header

Reference Informations:

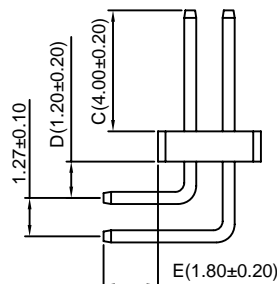
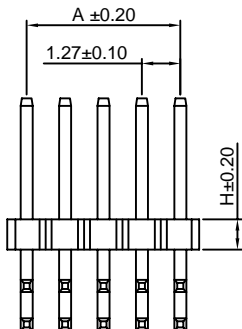
- *Material: Pin: Brass/Gold over Nickel
Insulator: Nylon 6T, UL94V-0
- *Mates with CJT A1276 series Dual Row Female Header
Optional Gold plating available but MOQ requested
- *Color: Black



Ordering Information:

A1276WR-2xXP - *** - *** - ***
1 2 3 4

1. Part No.
2. Size(H):
(Blank): 1.00mm(W:3.40mm)
H15: 1.50mm(W:3.40mm)
H20: 2.00mm(W:3.00mm)
H25: 2.50mm(W:3.00mm)
3. Material:
(Blank): Nylon 6T, UL94V-0
GWT: Nylon 6T, UL94V-0, GWT 750 °C
4. Finish:
(blank): Gold-flash
G15: 15µin (0.38µm) MIN. Select Gold (Mating Area)
100µin (2.54µm) MIN. Select Tin
G30: 30µin (0.76µm) MIN. Select Gold (Mating Area)
100µin (2.54µm) MIN. Select Tin
T: Tin over Nickel



Ordering Information & Dimensions:

PART NO.	Dimensions		PART NO.	Dimensions	
	A	B		A	B
2x2P	1.27	2.54	2x27P	33.02	34.29
2x3P	2.54	3.81	2x28P	34.29	35.56
2x4P	3.81	5.08	2x29P	35.56	36.83
2x5P	5.08	6.35	2x30P	36.83	38.10
2x6P	6.35	7.62	2x31P	38.10	39.37
2x7P	7.62	8.89	2x32P	39.37	40.64
2x8P	8.89	10.16	2x33P	40.64	41.91
2x9P	10.16	11.43	2x34P	41.91	43.18
2x10P	11.43	12.70	2x35P	43.18	44.45
2x11P	12.70	13.97	2x36P	44.45	45.72
2x12P	13.97	15.24	2x37P	45.72	46.99
2x13P	15.24	16.51	2x38P	46.99	48.26
2x14P	16.51	17.78	2x39P	48.26	49.53
2x15P	17.78	19.05	2x40P	49.53	50.80
2x16P	19.05	20.32	2x41P	50.80	52.07
2x17P	20.32	21.59	2x42P	52.07	53.34
2x18P	21.59	22.86	2x43P	53.34	54.61
2x19P	22.86	24.13	2x44P	54.61	55.88
2x20P	24.13	25.40	2x45P	55.88	57.15
2x21P	25.40	26.67	2x46P	57.15	58.42
2x22P	26.67	27.94	2x47P	58.42	59.69
2x23P	27.94	29.21	2x48P	59.69	60.96
2x24P	29.21	30.48	2x49P	60.96	62.23
2x25P	30.48	31.75	2x50P	62.23	63.50
2x26P	31.75	33.02			

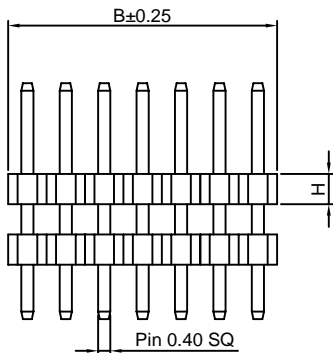
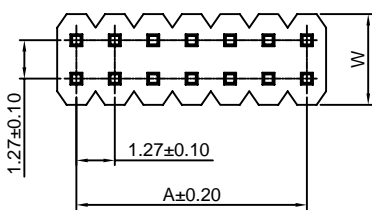
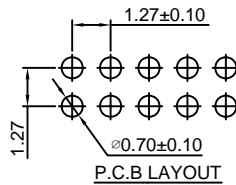
Unit: mm

A1276WVA-2xXP

1.27mm Pitch 180° Dual Row Pin Header

Reference Informations:

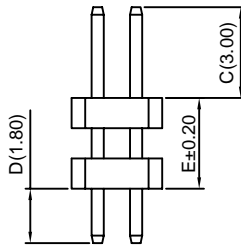
- *Material:Pin:Brass/Gold over Nickel
Insulator:Nylon 6T,UL94V-0
- *Mates with CJT A1276 series Dual Row Female Header
Optional Gold plating available but MOQ requested
- *Color:Black



Ordering Information:

A1276WVA-2xXP - *** - *** - ***

- Part No.
- Size(H):
(Blank):1.00mm(W:3.40mm)
H15:1.50mm(W:3.40mm)
H20:2.00mm(W:3.00mm)
H25:2.50mm(W:3.00mm)
- Material:
(Blank):Nylon 6T,UL94V-0
GWT:Nylon 6T,UL94V-0,GWT 750 °C
- Finish:
(blank):Gold-flash
G15:15µin (0.38µm) MIN.Select Gold(Mating Area)
100µin (2.54µm) MIN.Select Tin
G30:30µin (0.76µm) MIN.Select Gold(Mating Area)
100µin (2.54µm) MIN.Select Tin
T: Tin over Nickel



Ordering Information & Dimensions:

PART NO.	Dimensions		PART NO.	Dimensions	
	A	B		A	B
2x2P	1.27	2.54	2x27P	33.02	34.29
2x3P	2.54	3.81	2x28P	34.29	35.56
2x4P	3.81	5.08	2x29P	35.56	36.83
2x5P	5.08	6.35	2x30P	36.83	38.10
2x6P	6.35	7.62	2x31P	38.10	39.37
2x7P	7.62	8.89	2x32P	39.37	40.64
2x8P	8.89	10.16	2x33P	40.64	41.91
2x9P	10.16	11.43	2x34P	41.91	43.18
2x10P	11.43	12.70	2x35P	43.18	44.45
2x11P	12.70	13.97	2x36P	44.45	45.72
2x12P	13.97	15.24	2x37P	45.72	46.99
2x13P	15.24	16.51	2x38P	46.99	48.26
2x14P	16.51	17.78	2x39P	48.26	49.53
2x15P	17.78	19.05	2x40P	49.53	50.80
2x16P	19.05	20.32	2x41P	50.80	52.07
2x17P	20.32	21.59	2x42P	52.07	53.34
2x18P	21.59	22.86	2x43P	53.34	54.61
2x19P	22.86	24.13	2x44P	54.61	55.88
2x20P	24.13	25.40	2x45P	55.88	57.15
2x21P	25.40	26.67	2x46P	57.15	58.42
2x22P	26.67	27.94	2x47P	58.42	59.69
2x23P	27.94	29.21	2x48P	59.69	60.96
2x24P	29.21	30.48	2x49P	60.96	62.23
2x25P	30.48	31.75	2x50P	62.23	63.50
2x26P	31.75	33.02			

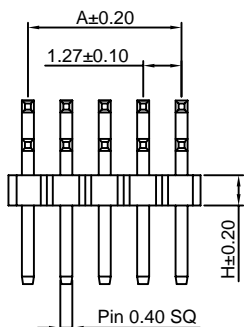
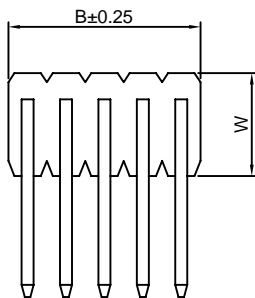
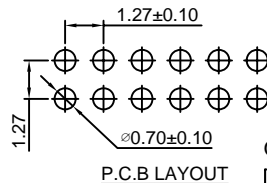
Unit: mm

A1276WRA-2xXP

1.27mm Pitch 90° Dual Row Pin Header

Reference Informations:

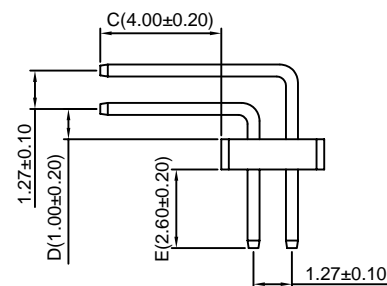
- *Material:Pin:Brass/Gold over Nickel
Insulator:Nylon6T,UL94V-0
- *Mates with CJT A1276 series Dual Row Female Header
Optional Gold plating available but MOQ requested
- *Color:Black



Ordering Information:

A1276WRA-2xXP - *** - *** - ***

- Part No.
- Size(H):
(Blank):1.00mm(W:3.40mm)
H15:1.50mm(W:3.40mm)
H20:2.00mm(W:3.00mm)
H25:2.50mm(W:3.00mm)
- Material:
(Blank):Nylon 6T,UL94V-0
GWT:Nylon 6T,UL94V-0,GWT 750 °C
- Finish:
(blank):Gold-flash
G15:15µin (0.38µm) MIN.Select Gold(Mating Area)
100µin (2.54µm) MIN.Select Tin
G30:30µin (0.76µm) MIN.Select Gold(Mating Area)
100µin (2.54µm) MIN.Select Tin
T: Tin over Nickel



Ordering Information & Dimensions:

PART NO.	Dimensions		PART NO.	Dimensions	
	A	B		A	B
2x2P	1.27	2.54	2x27P	33.02	34.29
2x3P	2.54	3.81	2x28P	34.29	35.56
2x4P	3.81	5.08	2x29P	35.56	36.83
2x5P	5.08	6.35	2x30P	36.83	38.10
2x6P	6.35	7.62	2x31P	38.10	39.37
2x7P	7.62	8.89	2x32P	39.37	40.64
2x8P	8.89	10.16	2x33P	40.64	41.91
2x9P	10.16	11.43	2x34P	41.91	43.18
2x10P	11.43	12.70	2x35P	43.18	44.45
2x11P	12.70	13.97	2x36P	44.45	45.72
2x12P	13.97	15.24	2x37P	45.72	46.99
2x13P	15.24	16.51	2x38P	46.99	48.26
2x14P	16.51	17.78	2x39P	48.26	49.53
2x15P	17.78	19.05	2x40P	49.53	50.80
2x16P	19.05	20.32	2x41P	50.80	52.07
2x17P	20.32	21.59	2x42P	52.07	53.34
2x18P	21.59	22.86	2x43P	53.34	54.61
2x19P	22.86	24.13	2x44P	54.61	55.88
2x20P	24.13	25.40	2x45P	55.88	57.15
2x21P	25.40	26.67	2x46P	57.15	58.42
2x22P	26.67	27.94	2x47P	58.42	59.69
2x23P	27.94	29.21	2x48P	59.69	60.96
2x24P	29.21	30.48	2x49P	60.96	62.23
2x25P	30.48	31.75	2x50P	62.23	63.50
2x26P	31.75	33.02			

Unit: mm

A1276WV-S-2xXP

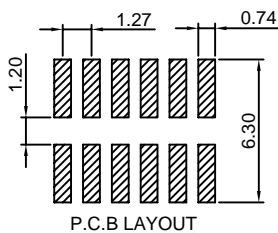
1.27mm Pitch 180° Dual Row Pin Header - SMT TYPE

Reference Informations:

*Material:Pin:Brass/Gold over Nickel
Insulator:Nylon 6T,UL94V-0

*Mates with CJT A1276 series Dual Row Female Header
Optional Gold plating available but MOQ requested

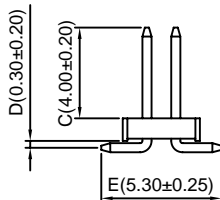
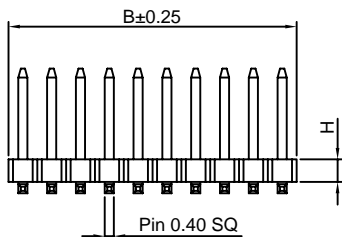
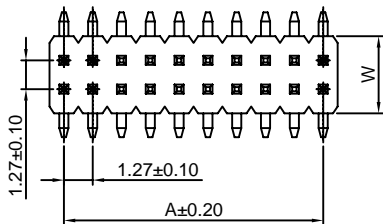
*Color:Black



Ordering Information:

A1276WV-S-2xXP - *** - *** - ***
1 2 3 4

- 1.Part No.
- 2.Size(H):
 - (Blank):1.00mm (W:3.40mm)
 - H15:1.50mm(W:3.40mm)
 - H20:2.00mm(W:3.00mm)
 - H25:2.50mm(W:3.00mm)
- 3.Material:
 - (Blank):Nylon 6T,UL94V-0
 - GWT:Nylon 6T,UL94V-0,GWT 750 °C
- 4.Finish:
 - (blank):Gold-flash
 - G15:15µin (0.38µm) MIN.Select Gold(Mating Area)
 - 100µin (2.54µm) MIN.Select Tin
 - G30:30µin (0.76µm) MIN.Select Gold(Mating Area)
 - 100µin (2.54µm) MIN.Select Tin
 - T: Tin over Nickel



Ordering Information & Dimensions:

PART NO.	Dimensions		PART NO.	Dimensions	
	A	B		A	B
2x2P	1.27	2.54	2x27P	33.02	34.29
2x3P	2.54	3.81	2x28P	34.29	35.56
2x4P	3.81	5.08	2x29P	35.56	36.83
2x5P	5.08	6.35	2x30P	36.83	38.10
2x6P	6.35	7.62	2x31P	38.10	39.37
2x7P	7.62	8.89	2x32P	39.37	40.64
2x8P	8.89	10.16	2x33P	40.64	41.91
2x9P	10.16	11.43	2x34P	41.91	43.18
2x10P	11.43	12.70	2x35P	43.18	44.45
2x11P	12.70	13.97	2x36P	44.45	45.72
2x12P	13.97	15.24	2x37P	45.72	46.99
2x13P	15.24	16.51	2x38P	46.99	48.26
2x14P	16.51	17.78	2x39P	48.26	49.53
2x15P	17.78	19.05	2x40P	49.53	50.80
2x16P	19.05	20.32	2x41P	50.80	52.07
2x17P	20.32	21.59	2x42P	52.07	53.34
2x18P	21.59	22.86	2x43P	53.34	54.61
2x19P	22.86	24.13	2x44P	54.61	55.88
2x20P	24.13	25.40	2x45P	55.88	57.15
2x21P	25.40	26.67	2x46P	57.15	58.42
2x22P	26.67	27.94	2x47P	58.42	59.69
2x23P	27.94	29.21	2x48P	59.69	60.96
2x24P	29.21	30.48	2x49P	60.96	62.23
2x25P	30.48	31.75	2x50P	62.23	63.50
2x26P	31.75	33.02			

Unit: mm

A1276WV-S-F-2xXP

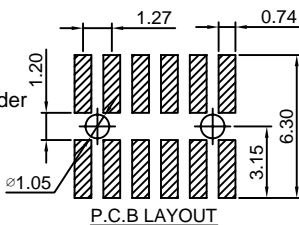
1.27mm Pitch 180° Dual Row Pin Header - SMT TYPE

Reference Informations:

*Material:Pin:Brass/Gold over Nickel
Insulator:Nylon 6T,UL94V-0

*Mates with CJT A1276 series Dual Row Female Header
Optional Gold plating available but MOQ requested

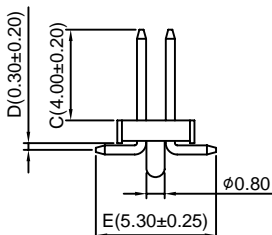
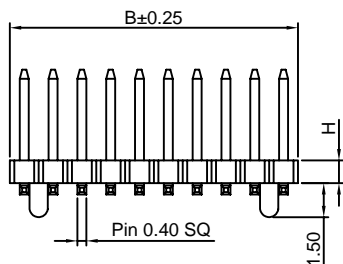
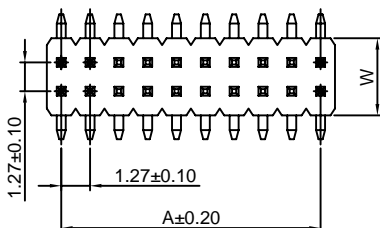
*Color:Black



Ordering Information:

A1276WV-S-F-2xXP - *** - *** - ***
1 2 3 4

- 1.Part No.
- 2.Size(H):
 - (Blank):1.00mm (W:3.40mm)
 - H15:1.50mm(W:3.40mm)
 - H20:2.00mm(W:3.00mm)
 - H25:2.50mm(W:3.00mm)
- 3.Material:
 - (Blank):Nylon 6T,UL94V-0
 - GWT:Nylon 6T,UL94V-0,GWT 750 °C
- 4.Finish:
 - (blank):Gold-flash
 - G15:15µin (0.38µm) MIN.Select Gold(Mating Area)
 - 100µin (2.54µm) MIN.Select Tin
 - G30:30µin (0.76µm) MIN.Select Gold(Mating Area)
 - 100µin (2.54µm) MIN.Select Tin
 - T: Tin over Nickel



Ordering Information & Dimensions:

PART NO.	Dimensions		PART NO.	Dimensions	
	A	B		A	B
2x2P	1.27	2.54	2x27P	33.02	34.29
2x3P	2.54	3.81	2x28P	34.29	35.56
2x4P	3.81	5.08	2x29P	35.56	36.83
2x5P	5.08	6.35	2x30P	36.83	38.10
2x6P	6.35	7.62	2x31P	38.10	39.37
2x7P	7.62	8.89	2x32P	39.37	40.64
2x8P	8.89	10.16	2x33P	40.64	41.91
2x9P	10.16	11.43	2x34P	41.91	43.18
2x10P	11.43	12.70	2x35P	43.18	44.45
2x11P	12.70	13.97	2x36P	44.45	45.72
2x12P	13.97	15.24	2x37P	45.72	46.99
2x13P	15.24	16.51	2x38P	46.99	48.26
2x14P	16.51	17.78	2x39P	48.26	49.53
2x15P	17.78	19.05	2x40P	49.53	50.80
2x16P	19.05	20.32	2x41P	50.80	52.07
2x17P	20.32	21.59	2x42P	52.07	53.34
2x18P	21.59	22.86	2x43P	53.34	54.61
2x19P	22.86	24.13	2x44P	54.61	55.88
2x20P	24.13	25.40	2x45P	55.88	57.15
2x21P	25.40	26.67	2x46P	57.15	58.42
2x22P	26.67	27.94	2x47P	58.42	59.69
2x23P	27.94	29.21	2x48P	59.69	60.96
2x24P	29.21	30.48	2x49P	60.96	62.23
2x25P	30.48	31.75	2x50P	62.23	63.50
2x26P	31.75	33.02			

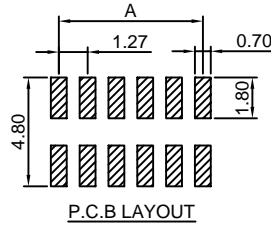
Unit: mm

A1276WR-S-2xXP-H25

1.27mm Pitch 90° Dual Row Pin Header - SMT TYPE

Reference Informations:

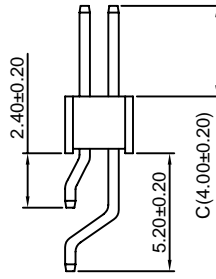
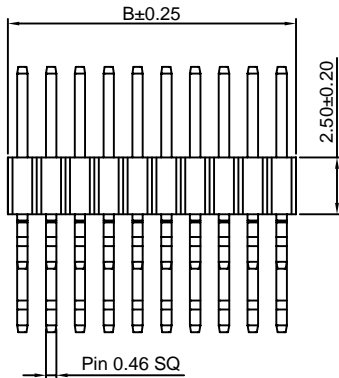
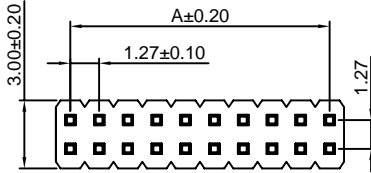
- *Material: Pin: Brass/Gold over Nickel
Insulator: Nylon 6T, UL94V-0
- *Mates with CJT A1276 series Dual Row Female Header
Optional Gold plating available but MOQ requested
- *Color: Black



Ordering Information:

A1276WR-S-2xXP-H25 - *** - ***
1 2 3

- Part No.
- Material:
(Blank): Nylon 6T, UL94V-0
GWT: Nylon 6T, UL94V-0, GWT 750 °C
- Finish:
(blank): Gold-flash
G15: 15µin (0.38µm) MIN. Select Gold (Mating Area)
100µin (2.54µm) MIN. Select Tin
G30: 30µin (0.76µm) MIN. Select Gold (Mating Area)
100µin (2.54µm) MIN. Select Tin
I: Tin over Nickel



Ordering Information & Dimensions:

PART NO.	Dimensions		PART NO.	Dimensions	
	A	B		A	B
2x2P	1.27	2.54	2x27P	33.02	34.29
2x3P	2.54	3.81	2x28P	34.29	35.56
2x4P	3.81	5.08	2x29P	35.56	36.83
2x5P	5.08	6.35	2x30P	36.83	38.10
2x6P	6.35	7.62	2x31P	38.10	39.37
2x7P	7.62	8.89	2x32P	39.37	40.64
2x8P	8.89	10.16	2x33P	40.64	41.91
2x9P	10.16	11.43	2x34P	41.91	43.18
2x10P	11.43	12.70	2x35P	43.18	44.45
2x11P	12.70	13.97	2x36P	44.45	45.72
2x12P	13.97	15.24	2x37P	45.72	46.99
2x13P	15.24	16.51	2x38P	46.99	48.26
2x14P	16.51	17.78	2x39P	48.26	49.53
2x15P	17.78	19.05	2x40P	49.53	50.80
2x16P	19.05	20.32	2x41P	50.80	52.07
2x17P	20.32	21.59	2x42P	52.07	53.34
2x18P	21.59	22.86	2x43P	53.34	54.61
2x19P	22.86	24.13	2x44P	54.61	55.88
2x20P	24.13	25.40	2x45P	55.88	57.15
2x21P	25.40	26.67	2x46P	57.15	58.42
2x22P	26.67	27.94	2x47P	58.42	59.69
2x23P	27.94	29.21	2x48P	59.69	60.96
2x24P	29.21	30.48	2x49P	60.96	62.23
2x25P	30.48	31.75	2x50P	62.23	63.50
2x26P	31.75	33.02			

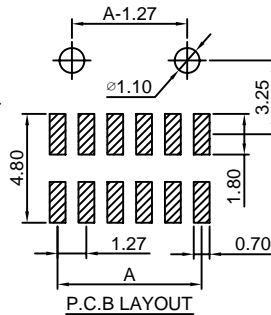
Unit: mm

A1276WR-S-F-2xXP-H25

1.27mm Pitch 90° Dual Row Pin Header - SMT TYPE

Reference Informations:

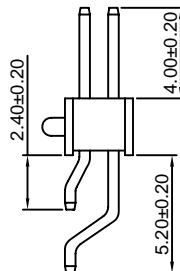
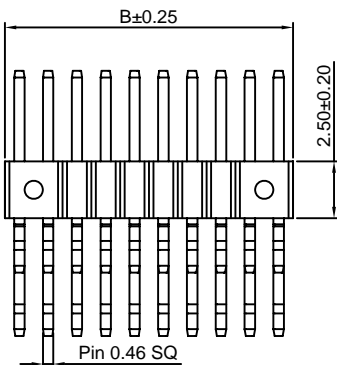
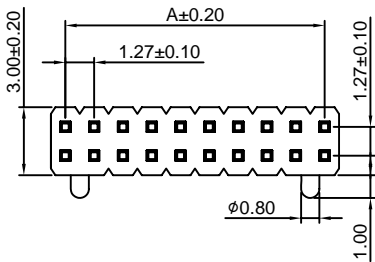
- *Material: Pin: Brass/Gold over Nickel
Insulator: Nylon 6T, UL94V-0
- *Mates with CJT A1276 series Dual Row Female Header
Optional Gold plating available but MOQ requested
- *Color: Black



Ordering Information:

A1276WR-S-F-2xXP-H25 - *** - ***
1 2 3

- Part No.
- Material:
(Blank): Nylon 6T, UL94V-0
GWT: Nylon 6T, UL94V-0, GWT 750 °C
- Finish:
(blank): Gold-flash
G15: 15µin (0.38µm) MIN. Select Gold (Mating Area)
100µin (2.54µm) MIN. Select Tin
G30: 30µin (0.76µm) MIN. Select Gold (Mating Area)
100µin (2.54µm) MIN. Select Tin
I: Tin over Nickel



Ordering Information & Dimensions:

PART NO.	Dimensions		PART NO.	Dimensions	
	A	B		A	B
2x2P	1.27	2.54	2x27P	33.02	34.29
2x3P	2.54	3.81	2x28P	34.29	35.56
2x4P	3.81	5.08	2x29P	35.56	36.83
2x5P	5.08	6.35	2x30P	36.83	38.10
2x6P	6.35	7.62	2x31P	38.10	39.37
2x7P	7.62	8.89	2x32P	39.37	40.64
2x8P	8.89	10.16	2x33P	40.64	41.91
2x9P	10.16	11.43	2x34P	41.91	43.18
2x10P	11.43	12.70	2x35P	43.18	44.45
2x11P	12.70	13.97	2x36P	44.45	45.72
2x12P	13.97	15.24	2x37P	45.72	46.99
2x13P	15.24	16.51	2x38P	46.99	48.26
2x14P	16.51	17.78	2x39P	48.26	49.53
2x15P	17.78	19.05	2x40P	49.53	50.80
2x16P	19.05	20.32	2x41P	50.80	52.07
2x17P	20.32	21.59	2x42P	52.07	53.34
2x18P	21.59	22.86	2x43P	53.34	54.61
2x19P	22.86	24.13	2x44P	54.61	55.88
2x20P	24.13	25.40	2x45P	55.88	57.15
2x21P	25.40	26.67	2x46P	57.15	58.42
2x22P	26.67	27.94	2x47P	58.42	59.69
2x23P	27.94	29.21	2x48P	59.69	60.96
2x24P	29.21	30.48	2x49P	60.96	62.23
2x25P	30.48	31.75	2x50P	62.23	63.50
2x26P	31.75	33.02			

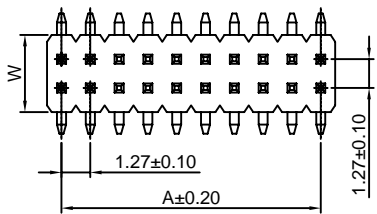
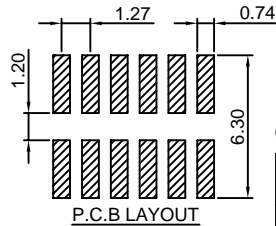
Unit: mm

A1276WVA-S-2xXP

1.27mm Pitch 180° Dual Row Pin Header - SMT TYPE

Reference Informations:

- *Material: Pin: Brass/Gold over Nickel
Insulator: Nylon 6T, UL94V-0
- *Mates with CJT A1276 series Dual Row Female Header
Optional Gold plating available but MOQ requested
- *Color: Black



Ordering Information:

A1276WVA-S-2xXP - *** - *** - ***

1. Part No.
2. Size(H):
(Blank): 1.00mm(W:3.40mm)
H15: 1.50mm(W:3.40mm)
H20: 2.00mm(W:3.00mm)
H25: 2.50mm(W:3.00mm)
3. Material:
(Blank): Nylon 6T, UL94V-0
GWT: Nylon 6T, UL94V-0, GWT 750 °C
4. Finish:
(blank): Gold-flash
G15: 15µin (0.38µm) MIN. Select Gold (Mating Area)
100µin (2.54µm) MIN. Select Tin
G30: 30µin (0.76µm) MIN. Select Gold (Mating Area)
100µin (2.54µm) MIN. Select Tin
I: Tin over Nickel

Ordering Information & Dimensions:

PART NO.	Dimensions		PART NO.	Dimensions	
	A	B		A	B
2x2P	1.27	2.54	2x27P	33.02	34.29
2x3P	2.54	3.81	2x28P	34.29	35.56
2x4P	3.81	5.08	2x29P	35.56	36.83
2x5P	5.08	6.35	2x30P	36.83	38.10
2x6P	6.35	7.62	2x31P	38.10	39.37
2x7P	7.62	8.89	2x32P	39.37	40.64
2x8P	8.89	10.16	2x33P	40.64	41.91
2x9P	10.16	11.43	2x34P	41.91	43.18
2x10P	11.43	12.70	2x35P	43.18	44.45
2x11P	12.70	13.97	2x36P	44.45	45.72
2x12P	13.97	15.24	2x37P	45.72	46.99
2x13P	15.24	16.51	2x38P	46.99	48.26
2x14P	16.51	17.78	2x39P	48.26	49.53
2x15P	17.78	19.05	2x40P	49.53	50.80
2x16P	19.05	20.32	2x41P	50.80	52.07
2x17P	20.32	21.59	2x42P	52.07	53.34
2x18P	21.59	22.86	2x43P	53.34	54.61
2x19P	22.86	24.13	2x44P	54.61	55.88
2x20P	24.13	25.40	2x45P	55.88	57.15
2x21P	25.40	26.67	2x46P	57.15	58.42
2x22P	26.67	27.94	2x47P	58.42	59.69
2x23P	27.94	29.21	2x48P	59.69	60.96
2x24P	29.21	30.48	2x49P	60.96	62.23
2x25P	30.48	31.75	2x50P	62.23	63.50
2x26P	31.75	33.02			

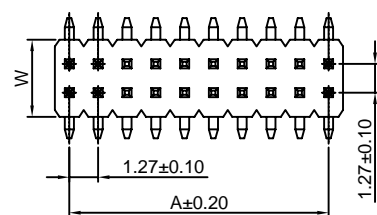
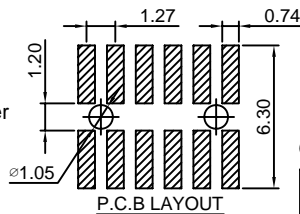
Unit: mm

A1276WVA-S-F-2xXP

1.27mm Pitch 180° Dual Row Pin Header - SMT TYPE

Reference Informations:

- *Material: Pin: Brass/Gold over Nickel
Insulator: Nylon 6T, UL94V-0
- *Mates with CJT A1276 series Dual Row Female Header
Optional Gold plating available but MOQ requested
- *Color: Black



Ordering Information:

A1276WVA-S-F-2xXP - *** - *** - ***

1. Part No.
2. Size(H):
(Blank): 1.00mm(W:3.40mm)
H15: 1.50mm(W:3.40mm)
H20: 2.00mm(W:3.00mm)
H25: 2.50mm(W:3.00mm)
3. Material:
(Blank): Nylon 6T, UL94V-0
GWT: Nylon 6T, UL94V-0, GWT 750 °C
4. Finish:
(blank): Gold-flash
G15: 15µin (0.38µm) MIN. Select Gold (Mating Area)
100µin (2.54µm) MIN. Select Tin
G30: 30µin (0.76µm) MIN. Select Gold (Mating Area)
100µin (2.54µm) MIN. Select Tin
I: Tin over Nickel

Ordering Information & Dimensions:

PART NO.	Dimensions		PART NO.	Dimensions	
	A	B		A	B
2x2P	1.27	2.54	2x27P	33.02	34.29
2x3P	2.54	3.81	2x28P	34.29	35.56
2x4P	3.81	5.08	2x29P	35.56	36.83
2x5P	5.08	6.35	2x30P	36.83	38.10
2x6P	6.35	7.62	2x31P	38.10	39.37
2x7P	7.62	8.89	2x32P	39.37	40.64
2x8P	8.89	10.16	2x33P	40.64	41.91
2x9P	10.16	11.43	2x34P	41.91	43.18
2x10P	11.43	12.70	2x35P	43.18	44.45
2x11P	12.70	13.97	2x36P	44.45	45.72
2x12P	13.97	15.24	2x37P	45.72	46.99
2x13P	15.24	16.51	2x38P	46.99	48.26
2x14P	16.51	17.78	2x39P	48.26	49.53
2x15P	17.78	19.05	2x40P	49.53	50.80
2x16P	19.05	20.32	2x41P	50.80	52.07
2x17P	20.32	21.59	2x42P	52.07	53.34
2x18P	21.59	22.86	2x43P	53.34	54.61
2x19P	22.86	24.13	2x44P	54.61	55.88
2x20P	24.13	25.40	2x45P	55.88	57.15
2x21P	25.40	26.67	2x46P	57.15	58.42
2x22P	26.67	27.94	2x47P	58.42	59.69
2x23P	27.94	29.21	2x48P	59.69	60.96
2x24P	29.21	30.48	2x49P	60.96	62.23
2x25P	30.48	31.75	2x50P	62.23	63.50
2x26P	31.75	33.02			

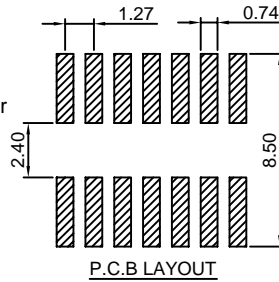
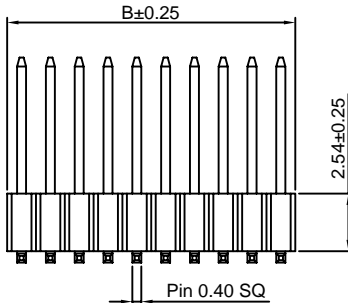
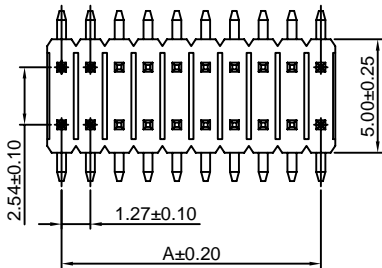
Unit: mm

A1276WVB-S-2xXP-H25

1.27mm Pitch 180° Dual Row Pin Header - SMT TYPE

Reference Informations:

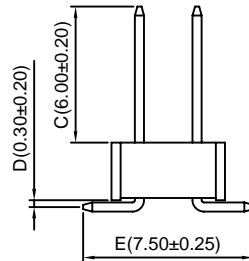
- *Material: Pin: Brass/Gold over Nickel
Insulator: Nylon 9T, UL94V-0
- *Mates with CJT A1276 series Dual Row Female Header
Optional Gold plating available but MOQ requested
- *Color: Black



Ordering Information:

A1276WVB-S-2xXP-H25 - *** - ***
1 2 3

1. Part No.
2. Material:
(Blank): Nylon 9T, UL94V-0
GWT: Nylon 9T, UL94V-0, GWT 750 °C
3. Finish:
(blank): Gold-flash
G15: 15µin (0.38µm) MIN. Select Gold (Mating Area)
100µin (2.54µm) MIN. Select Tin
G30: 30µin (0.76µm) MIN. Select Gold (Mating Area)
100µin (2.54µm) MIN. Select Tin
I: Tin over Nickel



Ordering Information & Dimensions:

PART NO.	Dimensions		PART NO.	Dimensions	
	A	B		A	B
2x2P	1.27	2.54	2x27P	33.02	34.29
2x3P	2.54	3.81	2x28P	34.29	35.56
2x4P	3.81	5.08	2x29P	35.56	36.83
2x5P	5.08	6.35	2x30P	36.83	38.10
2x6P	6.35	7.62	2x31P	38.10	39.37
2x7P	7.62	8.89	2x32P	39.37	40.64
2x8P	8.89	10.16	2x33P	40.64	41.91
2x9P	10.16	11.43	2x34P	41.91	43.18
2x10P	11.43	12.70	2x35P	43.18	44.45
2x11P	12.70	13.97	2x36P	44.45	45.72
2x12P	13.97	15.24	2x37P	45.72	46.99
2x13P	15.24	16.51	2x38P	46.99	48.26
2x14P	16.51	17.78	2x39P	48.26	49.53
2x15P	17.78	19.05	2x40P	49.53	50.80
2x16P	19.05	20.32	2x41P	50.80	52.07
2x17P	20.32	21.59	2x42P	52.07	53.34
2x18P	21.59	22.86	2x43P	53.34	54.61
2x19P	22.86	24.13	2x44P	54.61	55.88
2x20P	24.13	25.40	2x45P	55.88	57.15
2x21P	25.40	26.67	2x46P	57.15	58.42
2x22P	26.67	27.94	2x47P	58.42	59.69
2x23P	27.94	29.21	2x48P	59.69	60.96
2x24P	29.21	30.48	2x49P	60.96	62.23
2x25P	30.48	31.75	2x50P	62.23	63.50
2x26P	31.75	33.02			

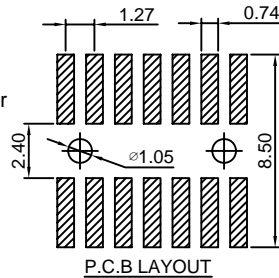
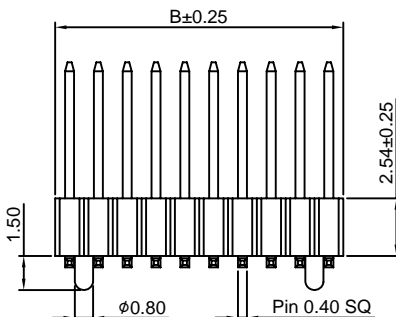
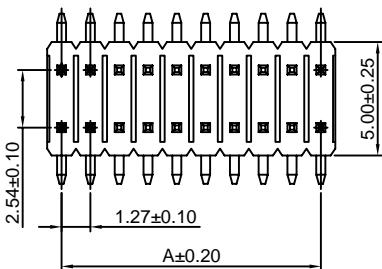
Unit: mm

A1276WVB-S-F-2xXP-H25

1.27mm Pitch 90° Dual Row Pin Header - SMT TYPE

Reference Informations:

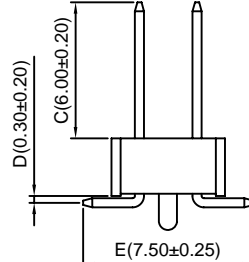
- *Material: Pin: Brass/Gold over Nickel
Insulator: Nylon 9T, UL94V-0
- *Mates with CJT A1276 series Dual Row Female Header
Optional Gold plating available but MOQ requested
- *Color: Black



Ordering Information:

A1276WVB-S-F-2xXP-H25 - *** - ***
1 2 3

1. Part No.
2. Material:
(Blank): Nylon 9T, UL94V-0
GWT: Nylon 9T, UL94V-0, GWT 750 °C
3. Finish:
(blank): Gold-flash
G15: 15µin (0.38µm) MIN. Select Gold (Mating Area)
100µin (2.54µm) MIN. Select Tin
G30: 30µin (0.76µm) MIN. Select Gold (Mating Area)
100µin (2.54µm) MIN. Select Tin
I: Tin over Nickel



Ordering Information & Dimensions:

PART NO.	Dimensions		PART NO.	Dimensions	
	A	B		A	B
2x2P	1.27	2.54	2x27P	33.02	34.29
2x3P	2.54	3.81	2x28P	34.29	35.56
2x4P	3.81	5.08	2x29P	35.56	36.83
2x5P	5.08	6.35	2x30P	36.83	38.10
2x6P	6.35	7.62	2x31P	38.10	39.37
2x7P	7.62	8.89	2x32P	39.37	40.64
2x8P	8.89	10.16	2x33P	40.64	41.91
2x9P	10.16	11.43	2x34P	41.91	43.18
2x10P	11.43	12.70	2x35P	43.18	44.45
2x11P	12.70	13.97	2x36P	44.45	45.72
2x12P	13.97	15.24	2x37P	45.72	46.99
2x13P	15.24	16.51	2x38P	46.99	48.26
2x14P	16.51	17.78	2x39P	48.26	49.53
2x15P	17.78	19.05	2x40P	49.53	50.80
2x16P	19.05	20.32	2x41P	50.80	52.07
2x17P	20.32	21.59	2x42P	52.07	53.34
2x18P	21.59	22.86	2x43P	53.34	54.61
2x19P	22.86	24.13	2x44P	54.61	55.88
2x20P	24.13	25.40	2x45P	55.88	57.15
2x21P	25.40	26.67	2x46P	57.15	58.42
2x22P	26.67	27.94	2x47P	58.42	59.69
2x23P	27.94	29.21	2x48P	59.69	60.96
2x24P	29.21	30.48	2x49P	60.96	62.23
2x25P	30.48	31.75	2x50P	62.23	63.50
2x26P	31.75	33.02			

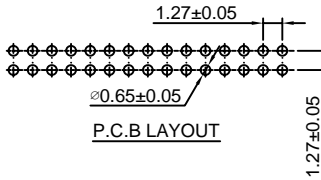
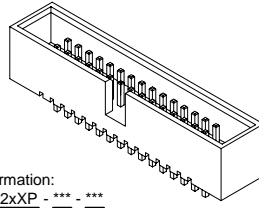
Unit: mm

A1276WV-N-2xXP

1.27mm Pitch 180° Dual Row Box Header

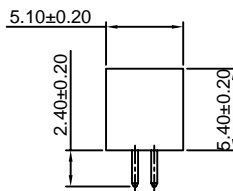
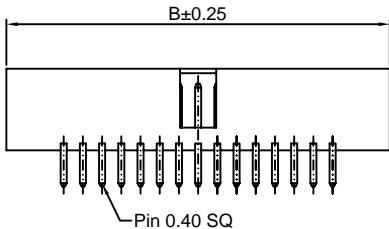
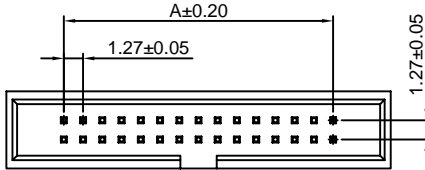
Reference Informations:

- *Material: Pin: Brass/Gold over Nickel
Insulator: Nylon 6T, UL94V-0
- *Mates with CJT A1276 series Dual Row Female Header
Optional Gold plating available but MOQ requested
- *Color: Black



Ordering Information:
A1276WV-N-2xXP - *** - ***
1 2 3

1. Part No.
2. Material:
(Blank): Nylon 6T, UL94V-0
GWT: Nylon 6T, UL94V-0, GWT 750 °C
3. Finish:
(blank): Gold-flash
G15: 15µin (0.38µm) MIN. Select Gold (Mating Area)
100µin (2.54µm) MIN. Select Tin
G30: 30µin (0.76µm) MIN. Select Gold (Mating Area)
100µin (2.54µm) MIN. Select Tin
T: Tin over Nickel



Ordering Information & Dimensions:

PART NO.	Dimensions		PART NO.	Dimensions	
	A	B		A	B
2x2P	1.27	8.84	2x27P	33.02	40.59
2x3P	2.54	10.11	2x28P	34.29	41.86
2x4P	3.81	11.38	2x29P	35.56	43.13
2x5P	5.08	12.65	2x30P	36.83	44.40
2x6P	6.35	13.92	2x31P	38.10	45.67
2x7P	7.62	15.19	2x32P	39.37	46.94
2x8P	8.89	16.46	2x33P	40.64	48.21
2x9P	10.16	17.73	2x34P	41.91	49.48
2x10P	11.43	19.00	2x35P	43.18	50.75
2x11P	12.70	20.27	2x36P	44.45	52.02
2x12P	13.97	21.54	2x37P	45.72	53.29
2x13P	15.24	22.81	2x38P	46.99	54.56
2x14P	16.51	24.08	2x39P	48.26	55.83
2x15P	17.78	25.35	2x40P	49.53	57.10
2x16P	19.05	26.62	2x41P	50.80	58.37
2x17P	20.32	27.89	2x42P	52.07	59.64
2x18P	21.59	29.16	2x43P	53.34	60.91
2x19P	22.86	30.43	2x44P	54.61	62.18
2x20P	24.13	31.70	2x45P	55.88	63.45
2x21P	25.40	32.97	2x46P	57.15	64.72
2x22P	26.67	34.24	2x47P	58.42	65.99
2x23P	27.94	35.51	2x48P	59.69	67.26
2x24P	29.21	36.78	2x49P	60.96	68.53
2x25P	30.48	38.05	2x50P	62.23	69.80
2x26P	31.75	39.32			

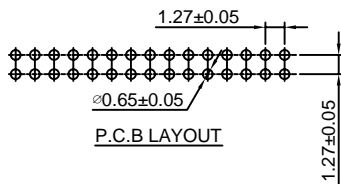
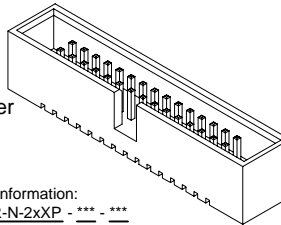
Unit: mm

A1276WR-N-2xXP

1.27mm Pitch 90° Dual Row Box Header

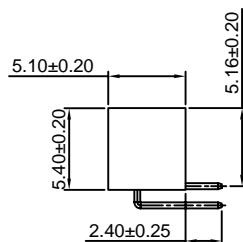
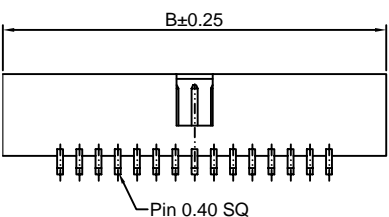
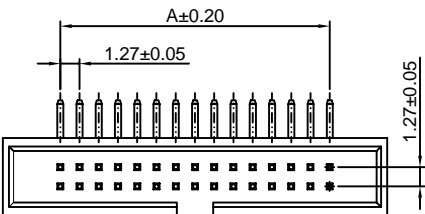
Reference Informations:

- *Material: Pin: Brass/Gold over Nickel
Insulator: Nylon 6T, UL94V-0
- *Mates with CJT A1276 series Dual Row Female Header
Optional Gold plating available but MOQ requested
- *Color: Black



Ordering Information:
A1276WR-N-2xXP - *** - ***
1 2 3

1. Part No.
2. Material:
(Blank): Nylon 6T, UL94V-0
GWT: Nylon 6T, UL94V-0, GWT 750 °C
3. Finish:
(blank): Gold-flash
G15: 15µin (0.38µm) MIN. Select Gold (Mating Area)
100µin (2.54µm) MIN. Select Tin
G30: 30µin (0.76µm) MIN. Select Gold (Mating Area)
100µin (2.54µm) MIN. Select Tin
T: Tin over Nickel



Ordering Information & Dimensions:

PART NO.	Dimensions		PART NO.	Dimensions	
	A	B		A	B
2x2P	1.27	8.84	2x27P	33.02	40.59
2x3P	2.54	10.11	2x28P	34.29	41.86
2x4P	3.81	11.38	2x29P	35.56	43.13
2x5P	5.08	12.65	2x30P	36.83	44.40
2x6P	6.35	13.92	2x31P	38.10	45.67
2x7P	7.62	15.19	2x32P	39.37	46.94
2x8P	8.89	16.46	2x33P	40.64	48.21
2x9P	10.16	17.73	2x34P	41.91	49.48
2x10P	11.43	19.00	2x35P	43.18	50.75
2x11P	12.70	20.27	2x36P	44.45	52.02
2x12P	13.97	21.54	2x37P	45.72	53.29
2x13P	15.24	22.81	2x38P	46.99	54.56
2x14P	16.51	24.08	2x39P	48.26	55.83
2x15P	17.78	25.35	2x40P	49.53	57.10
2x16P	19.05	26.62	2x41P	50.80	58.37
2x17P	20.32	27.89	2x42P	52.07	59.64
2x18P	21.59	29.16	2x43P	53.34	60.91
2x19P	22.86	30.43	2x44P	54.61	62.18
2x20P	24.13	31.70	2x45P	55.88	63.45
2x21P	25.40	32.97	2x46P	57.15	64.72
2x22P	26.67	34.24	2x47P	58.42	65.99
2x23P	27.94	35.51	2x48P	59.69	67.26
2x24P	29.21	36.78	2x49P	60.96	68.53
2x25P	30.48	38.05	2x50P	62.23	69.80
2x26P	31.75	39.32			

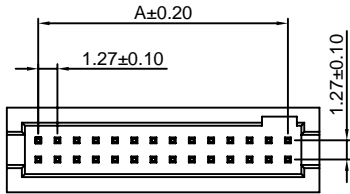
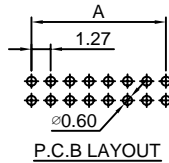
Unit: mm

A1276WVA-N-2xXP

1.27mm Pitch 180° Dual Row Box Header

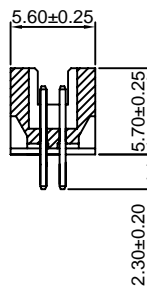
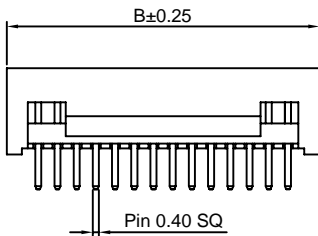
Reference Informations:

- *Material:Pin:Brass/Gold over Nickel
Insulator:Nylon 6T,UL94V-0
- *Mates with CJT A1276 series Dual Row Female Header
Optional Gold plating available but MOQ requested
- *Color:Black



Ordering Information:
A1276WVA-N-2xXP - *** - ***
1 2 3

- 1.Part No.
- 2.Material:
(Blank):Nylon 6T,UL94V-0
GWT:Nylon 6T,UL94V-0,GWT 750 °C
- 3.Finish:
(blank):Gold-flash
G15:15µin (0.38µm) MIN.Select Gold(Mating Area)
100µin (2.54µm) MIN.Select Tin
G30:30µin (0.76µm) MIN.Select Gold(Mating Area)
100µin (2.54µm) MIN.Select Tin
I:Tin over Nickel



Ordering Information & Dimensions:

PART NO.	Dimensions		PART NO.	Dimensions	
	A	B		A	B
2x2P	1.27	5.44	2x27P	33.02	37.19
2x3P	2.54	6.71	2x28P	34.29	38.46
2x4P	3.81	7.98	2x29P	35.56	39.73
2x5P	5.08	9.25	2x30P	36.83	41.00
2x6P	6.35	10.52	2x31P	38.10	42.27
2x7P	7.62	11.79	2x32P	39.37	43.54
2x8P	8.89	13.06	2x33P	40.64	44.81
2x9P	10.16	14.33	2x34P	41.91	46.08
2x10P	11.43	15.60	2x35P	43.18	47.35
2x11P	12.70	16.87	2x36P	44.45	48.62
2x12P	13.97	18.14	2x37P	45.72	49.89
2x13P	15.24	19.41	2x38P	46.99	51.16
2x14P	16.51	20.68	2x39P	48.26	52.43
2x15P	17.78	21.95	2x40P	49.53	53.70
2x16P	19.05	23.22	2x41P	50.80	54.97
2x17P	20.32	24.49	2x42P	52.07	56.24
2x18P	21.59	25.76	2x43P	53.34	57.51
2x19P	22.86	27.03	2x44P	54.61	58.78
2x20P	24.13	28.30	2x45P	55.88	60.05
2x21P	25.40	29.57	2x46P	57.15	61.32
2x22P	26.67	30.84	2x47P	58.42	62.59
2x23P	27.94	32.11	2x48P	59.69	63.86
2x24P	29.21	33.38	2x49P	60.96	65.13
2x25P	30.48	34.65	2x50P	62.23	66.40
2x26P	31.75	35.92			

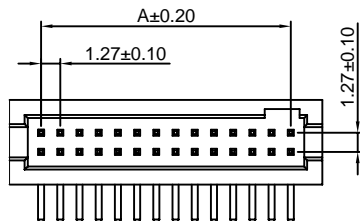
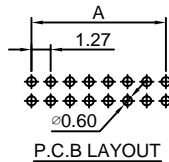
Unit: mm

A1276WRA-N-2xXP

1.27mm Pitch 90° Dual Row Box Header

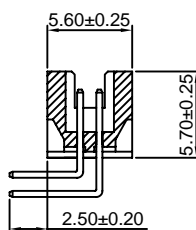
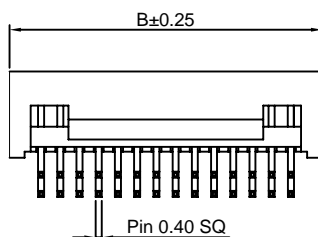
Reference Informations:

- *Material:Pin:Brass/Gold over Nickel
Insulator:Nylon 6T,UL94V-0
- *Mates with CJT A1276 series Dual Row Female Header
Optional Gold plating available but MOQ requested
- *Color:Black



Ordering Information:
A1276WRA-N-2xXP - *** - ***
1 2 3

- 1.Part No.
- 2.Material:
(Blank):Nylon 6T,UL94V-0
GWT:Nylon 6T,UL94V-0,GWT 750 °C
- 3.Finish:
(blank):Gold-flash
G15:15µin (0.38µm) MIN.Select Gold(Mating Area)
100µin (2.54µm) MIN.Select Tin
G30:30µin (0.76µm) MIN.Select Gold(Mating Area)
100µin (2.54µm) MIN.Select Tin
I:Tin over Nickel



Ordering Information & Dimensions:

PART NO.	Dimensions		PART NO.	Dimensions	
	A	B		A	B
2x2P	1.27	5.44	2x27P	33.02	37.19
2x3P	2.54	6.71	2x28P	34.29	38.46
2x4P	3.81	7.98	2x29P	35.56	39.73
2x5P	5.08	9.25	2x30P	36.83	41.00
2x6P	6.35	10.52	2x31P	38.10	42.27
2x7P	7.62	11.79	2x32P	39.37	43.54
2x8P	8.89	13.06	2x33P	40.64	44.81
2x9P	10.16	14.33	2x34P	41.91	46.08
2x10P	11.43	15.60	2x35P	43.18	47.35
2x11P	12.70	16.87	2x36P	44.45	48.62
2x12P	13.97	18.14	2x37P	45.72	49.89
2x13P	15.24	19.41	2x38P	46.99	51.16
2x14P	16.51	20.68	2x39P	48.26	52.43
2x15P	17.78	21.95	2x40P	49.53	53.70
2x16P	19.05	23.22	2x41P	50.80	54.97
2x17P	20.32	24.49	2x42P	52.07	56.24
2x18P	21.59	25.76	2x43P	53.34	57.51
2x19P	22.86	27.03	2x44P	54.61	58.78
2x20P	24.13	28.30	2x45P	55.88	60.05
2x21P	25.40	29.57	2x46P	57.15	61.32
2x22P	26.67	30.84	2x47P	58.42	62.59
2x23P	27.94	32.11	2x48P	59.69	63.86
2x24P	29.21	33.38	2x49P	60.96	65.13
2x25P	30.48	34.65	2x50P	62.23	66.40
2x26P	31.75	35.92			

Unit: mm

A1276WV-N-S-2xXP

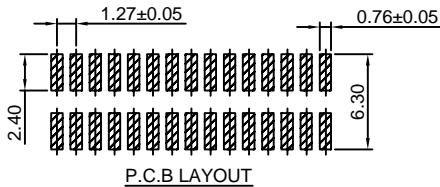
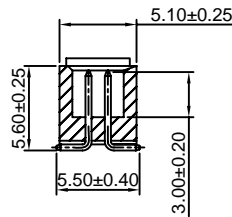
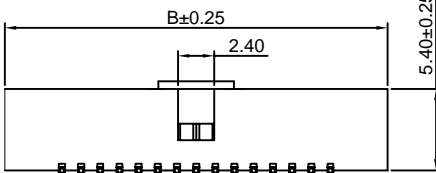
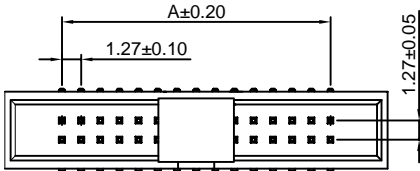
1.27mm Pitch 180° Dual Row Box Header - SMT TYPE

Reference Informations:

- *Material:Pin:Brass/Gold over Nickel
Insulator:Nylon 6T,UL94V-0
- *Mates with CJT A1276 series Dual Row Female Header
Optional Gold plating available but MOQ requested
- *Color:Black

Ordering Information:
A1276WV-N-S-2xXP - *** - ***
1 2 3

- 1.Part No.
- 2.Material:
(Blank):Nylon 6T,UL94V-0
GWT:Nylon 6T,UL94V-0,GWT 750 °C
- 3.Finish:
(blank):Gold-flash
G15:15µin (0.38µm) MIN.Select Gold(Mating Area)
100µin (2.54µm) MIN.Select Tin
G30:30µin (0.76µm) MIN.Select Gold(Mating Area)
100µin (2.54µm) MIN.Select Tin
T:Tin over Nickel



Ordering Information & Dimensions:

PART NO.	Dimensions		PART NO.	Dimensions	
	A	B		A	B
2x2P	1.27	8.84	2x27P	33.02	40.59
2x3P	2.54	10.11	2x28P	34.29	41.86
2x4P	3.81	11.38	2x29P	35.56	43.13
2x5P	5.08	12.65	2x30P	36.83	44.40
2x6P	6.35	13.92	2x31P	38.10	45.67
2x7P	7.62	15.19	2x32P	39.37	46.94
2x8P	8.89	16.46	2x33P	40.64	48.21
2x9P	10.16	17.73	2x34P	41.91	49.48
2x10P	11.43	19.00	2x35P	43.18	50.75
2x11P	12.70	20.27	2x36P	44.45	52.02
2x12P	13.97	21.54	2x37P	45.72	53.29
2x13P	15.24	22.81	2x38P	46.99	54.56
2x14P	16.51	24.08	2x39P	48.26	55.83
2x15P	17.78	25.35	2x40P	49.53	57.10
2x16P	19.05	26.62	2x41P	50.80	58.37
2x17P	20.32	27.89	2x42P	52.07	59.64
2x18P	21.59	29.16	2x43P	53.34	60.91
2x19P	22.86	30.43	2x44P	54.61	62.18
2x20P	24.13	31.70	2x45P	55.88	63.45
2x21P	25.40	32.97	2x46P	57.15	64.72
2x22P	26.67	34.24	2x47P	58.42	65.99
2x23P	27.94	35.51	2x48P	59.69	67.26
2x24P	29.21	36.78	2x49P	60.96	68.53
2x25P	30.48	38.05	2x50P	62.23	69.80
2x26P	31.75	39.32			

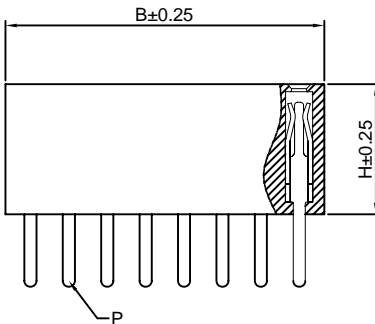
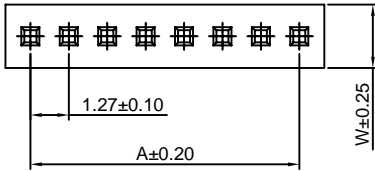
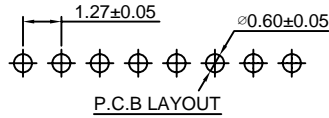
Unit: mm

A1276HWV-XP

1.27mm Pitch 180° Single Row Female Header

Reference Informations:

- *Material:Pin:Phosphor Bronze/Gold over Nickel
Insulator:Nylon 6T,UL94V-0
- *Mates with CJT A1276 series Single Row Pin Header
Optional Gold plating available but MOQ requested
- *Color:Black



Ordering Information:
A1276HWV-XP - - - - - -

- Part No.
- Size(H):
(blank):4.30mm(P:Pin 0.50x0.15)
H34:3.40mm(P:Pin 0.50x0.15)
H20:2.00mm(P:Pin 0.40x0.15)
- Size(W):
(blank):2.10mm
W18:1.80mm
- Size(D):
(blank):2.40mm
D18:1.80mm
- Material:
(Blank):Nylon 6T,UL94V-0
GWT:Nylon 6T,UL94V-0,GWT 750 °C
- Finish:
(blank):Gold-flash
G15:15µin (0.38µm) MIN.Select Gold(Mating Area)
100µin (2.54µm) MIN.Select Tin
G30:30µin (0.76µm) MIN.Select Gold(Mating Area)
100µin (2.54µm) MIN.Select Tin
T: Tin over Nickel

Ordering Information & Dimensions:

PART NO.	Dimensions		PART NO.	Dimensions	
	A	B		A	B
1P	----	1.67	26P	31.75	33.42
2P	1.27	2.94	27P	33.02	34.69
3P	2.54	4.21	28P	34.29	35.96
4P	3.81	5.48	29P	35.56	37.23
5P	5.08	6.75	30P	36.83	38.50
6P	6.35	8.02	31P	38.10	39.77
7P	7.62	9.29	32P	39.37	41.04
8P	8.89	10.56	33P	40.64	42.31
9P	10.16	11.83	34P	41.91	43.58
10P	11.43	13.10	35P	43.18	44.85
11P	12.70	14.37	36P	44.45	46.12
12P	13.97	15.64	37P	45.72	47.39
13P	15.24	16.91	38P	46.99	48.66
14P	16.51	18.18	39P	48.26	49.93
15P	17.78	19.45	40P	49.53	51.20
16P	19.05	20.72	41P	50.80	52.47
17P	20.32	21.99	42P	52.07	53.74
18P	21.59	23.26	43P	53.34	55.01
19P	22.86	24.53	44P	54.61	56.28
20P	24.13	25.80	45P	55.88	57.55
21P	25.40	27.07	46P	57.15	58.82
22P	26.67	28.34	47P	58.42	60.09
23P	27.94	29.61	48P	59.69	61.36
24P	29.21	30.88	49P	60.96	62.63
25P	30.48	32.15	50P	62.23	63.90

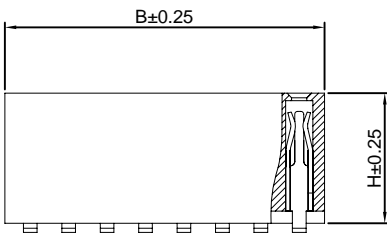
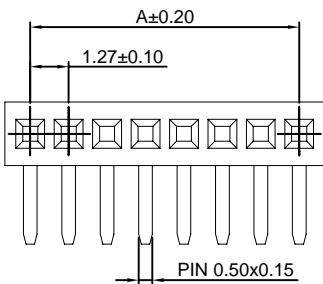
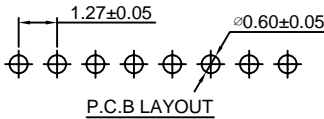
Unit: mm

A1276HWR-XP

1.27mm Pitch 90° Single Row Female Header

Reference Informations:

- *Material:Pin:Phosphor Bronze/Gold over Nickel
Insulator:Nylon 6T,UL94V-0
- *Mates with CJT A1276 series Single Row Pin Header
Optional Gold plating available but MOQ requested
- *Color:Black



Ordering Information:
A1276HWR-XP - - - -

- Part No.
- Size(H):
(blank):4.30mm(D:2.40mm)
H34:3.40mm(D:2.00mm)
- Material:
(Blank):Nylon 6T,UL94V-0
GWT:Nylon 6T,UL94V-0,GWT 750 °C
- Finish:
(blank):Gold-flash
G15:15µin (0.38µm) MIN.Select Gold(Mating Area)
100µin (2.54µm) MIN.Select Tin
G30:30µin (0.76µm) MIN.Select Gold(Mating Area)
100µin (2.54µm) MIN.Select Tin
T: Tin over Nickel

Ordering Information & Dimensions:

PART NO.	Dimensions		PART NO.	Dimensions	
	A	B		A	B
1P	----	1.67	26P	31.75	33.42
2P	1.27	2.94	27P	33.02	34.69
3P	2.54	4.21	28P	34.29	35.96
4P	3.81	5.48	29P	35.56	37.23
5P	5.08	6.75	30P	36.83	38.50
6P	6.35	8.02	31P	38.10	39.77
7P	7.62	9.29	32P	39.37	41.04
8P	8.89	10.56	33P	40.64	42.31
9P	10.16	11.83	34P	41.91	43.58
10P	11.43	13.10	35P	43.18	44.85
11P	12.70	14.37	36P	44.45	46.12
12P	13.97	15.64	37P	45.72	47.39
13P	15.24	16.91	38P	46.99	48.66
14P	16.51	18.18	39P	48.26	49.93
15P	17.78	19.45	40P	49.53	51.20
16P	19.05	20.72	41P	50.80	52.47
17P	20.32	21.99	42P	52.07	53.74
18P	21.59	23.26	43P	53.34	55.01
19P	22.86	24.53	44P	54.61	56.28
20P	24.13	25.80	45P	55.88	57.55
21P	25.40	27.07	46P	57.15	58.82
22P	26.67	28.34	47P	58.42	60.09
23P	27.94	29.61	48P	59.69	61.36
24P	29.21	30.88	49P	60.96	62.63
25P	30.48	32.15	50P	62.23	63.90

Unit: mm

A1276HWV-S-XP-A

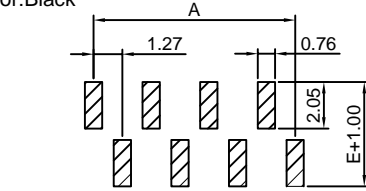
1.27mm Pitch 180° Single Row Female Header - SMT A TYPE

Reference Informations:

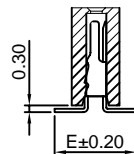
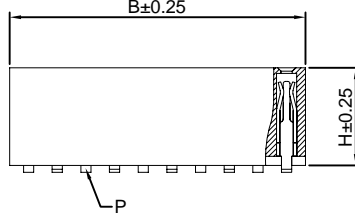
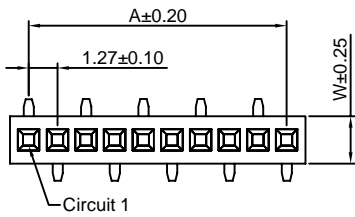
*Material:Pin:Phosphor Bronze/Gold over Nickel
Insulator:Nylon 6T,UL94V-0

*Mates with CJT A1276 series Single Row Pin Header
Optional Gold plating available but MOQ requested

*Color:Black



P.C.B LAYOUT



Ordering Information:

A1276HWV-S-XP-A - *** - *** - *** - *** - ***
1 2 3 4 5 6

- Part No.
- Size(H):
(blank):4.30mm(P:Pin 0.50x0.15)
H57:5.70mm(P:Pin 0.40x0.20)
H34:3.40mm(P:Pin 0.50x0.15)
H20:2.00mm(P:Pin 0.40x0.15)
- Size(W):
(blank):2.10mm
W25:2.50mm
W18:1.80mm
- Size(E):
(blank):3.60mm
E43:4.30mm
E34:3.40mm
- Material:
(Blank):Nylon 6T,UL94V-0
GWT:Nylon 6T,UL94V-0,GWT 750 °C
- Finish:
(blank):Gold-flash
G15:15µin (0.38µm) MIN.Select Gold(Mating Area)
100µin (2.54µm) MIN.Select Tin
G30:30µin (0.76µm) MIN.Select Gold(Mating Area)
100µin (2.54µm) MIN.Select Tin
T:Tin over Nickel

Ordering Information & Dimensions:

PART NO.	Dimensions		PART NO.	Dimensions	
	A	B		A	B
2P	1.27	2.94	27P	33.02	34.69
3P	2.54	4.21	28P	34.29	35.96
4P	3.81	5.48	29P	35.56	37.23
5P	5.08	6.75	30P	36.83	38.50
6P	6.35	8.02	31P	38.10	39.77
7P	7.62	9.29	32P	39.37	41.04
8P	8.89	10.56	33P	40.64	42.31
9P	10.16	11.83	34P	41.91	43.58
10P	11.43	13.10	35P	43.18	44.85
11P	12.70	14.37	36P	44.45	46.12
12P	13.97	15.64	37P	45.72	47.39
13P	15.24	16.91	38P	46.99	48.66
14P	16.51	18.18	39P	48.26	49.93
15P	17.78	19.45	40P	49.53	51.20
16P	19.05	20.72	41P	50.80	52.47
17P	20.32	21.99	42P	52.07	53.74
18P	21.59	23.26	43P	53.34	55.01
19P	22.86	24.53	44P	54.61	56.28
20P	24.13	25.80	45P	55.88	57.55
21P	25.40	27.07	46P	57.15	58.82
22P	26.67	28.34	47P	58.42	60.09
23P	27.94	29.61	48P	59.69	61.36
24P	29.21	30.88	49P	60.96	62.63
25P	30.48	32.15	50P	62.23	63.90
26P	31.75	33.42			

Unit: mm

A1276HWV-S-XP-B

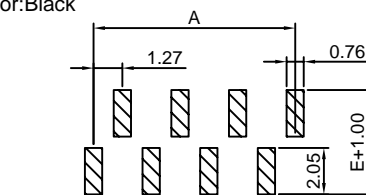
1.27mm Pitch 180° Single Row Female Header - SMT B TYPE

Reference Informations:

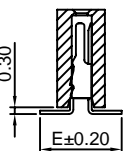
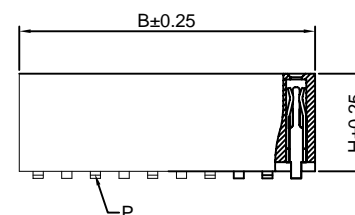
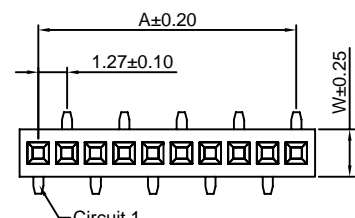
*Material:Pin:Phosphor Bronze/Gold over Nickel
Insulator:Nylon 6T,UL94V-0

*Mates with CJT A1276 series Single Row Pin Header
Optional Gold plating available but MOQ requested

*Color:Black



P.C.B LAYOUT



Ordering Information:

A1276HWV-S-XP-B - *** - *** - *** - *** - ***
1 2 3 4 5 6

- Part No.
- Size(H):
(blank):4.30mm(P:Pin 0.50x0.15)
H57:5.70mm(P:Pin 0.40x0.20)
H34:3.40mm(P:Pin 0.50x0.15)
H20:2.00mm(P:Pin 0.40x0.15)
- Size(W):
(blank):2.10mm
W25:2.50mm
W18:1.80mm
- Size(E):
(blank):3.60mm
E43:4.30mm
E34:3.40mm
- Material:
(Blank):Nylon 6T,UL94V-0
GWT:Nylon 6T,UL94V-0,GWT 750 °C
- Finish:
(blank):Gold-flash
G15:15µin (0.38µm) MIN.Select Gold(Mating Area)
100µin (2.54µm) MIN.Select Tin
G30:30µin (0.76µm) MIN.Select Gold(Mating Area)
100µin (2.54µm) MIN.Select Tin
T:Tin over Nickel

Ordering Information & Dimensions:

PART NO.	Dimensions		PART NO.	Dimensions	
	A	B		A	B
2P	1.27	2.94	27P	33.02	34.69
3P	2.54	4.21	28P	34.29	35.96
4P	3.81	5.48	29P	35.56	37.23
5P	5.08	6.75	30P	36.83	38.50
6P	6.35	8.02	31P	38.10	39.77
7P	7.62	9.29	32P	39.37	41.04
8P	8.89	10.56	33P	40.64	42.31
9P	10.16	11.83	34P	41.91	43.58
10P	11.43	13.10	35P	43.18	44.85
11P	12.70	14.37	36P	44.45	46.12
12P	13.97	15.64	37P	45.72	47.39
13P	15.24	16.91	38P	46.99	48.66
14P	16.51	18.18	39P	48.26	49.93
15P	17.78	19.45	40P	49.53	51.20
16P	19.05	20.72	41P	50.80	52.47
17P	20.32	21.99	42P	52.07	53.74
18P	21.59	23.26	43P	53.34	55.01
19P	22.86	24.53	44P	54.61	56.28
20P	24.13	25.80	45P	55.88	57.55
21P	25.40	27.07	46P	57.15	58.82
22P	26.67	28.34	47P	58.42	60.09
23P	27.94	29.61	48P	59.69	61.36
24P	29.21	30.88	49P	60.96	62.63
25P	30.48	32.15	50P	62.23	63.90
26P	31.75	33.42			

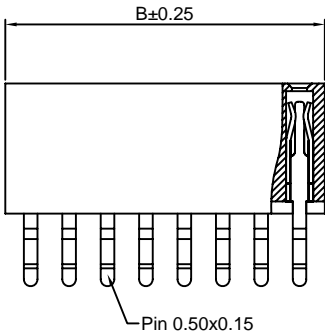
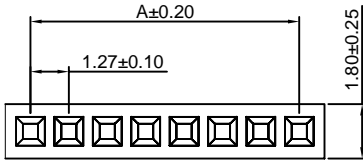
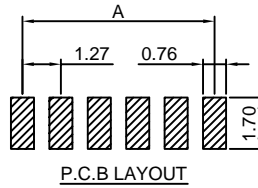
Unit: mm

A1276HWR-S-XP

1.27mm Pitch 90° Single Row Female Header - SMT TYPE

Reference Informations:

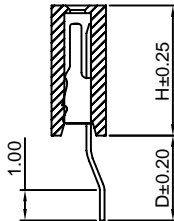
- *Material:Pin:Phosphor Bronze/Gold over Nickel
Insulator:Nylon 6T,UL94V-0
- *Mates with CJT A1276 series Single Row Pin Header
Optional Gold plating available but MOQ requested
- *Color:Black



Ordering Information:

A1276HWR-S-XP - *** - *** - ***

- 1.Part No.
- 2.Size(H):
(blank):4.30mm(D:2.80mm)
H34:3.40mm(D:1.70mm)
- 3.Material:
(blank):Nylon 6T,UL94V-0
GWT:Nylon 6T,UL94V-0,GWT 750°C
- 4.Finish:
(blank):Gold-flash
G15:15µm (0.38µm) MIN.Select Gold(Mating Area)
100µm (2.54µm) MIN.Select Tin
G30:30µm (0.76µm) MIN.Select Gold(Mating Area)
100µm (2.54µm) MIN.Select Tin
T: Tin over Nickel



Ordering Information & Dimensions:

PART NO.	Dimensions		PART NO.	Dimensions	
	A	B		A	B
2P	1.27	2.94	27P	33.02	34.69
3P	2.54	4.21	28P	34.29	35.96
4P	3.81	5.48	29P	35.56	37.23
5P	5.08	6.75	30P	36.83	38.50
6P	6.35	8.02	31P	38.10	39.77
7P	7.62	9.29	32P	39.37	41.04
8P	8.89	10.56	33P	40.64	42.31
9P	10.16	11.83	34P	41.91	43.58
10P	11.43	13.10	35P	43.18	44.85
11P	12.70	14.37	36P	44.45	46.12
12P	13.97	15.64	37P	45.72	47.39
13P	15.24	16.91	38P	46.99	48.66
14P	16.51	18.18	39P	48.26	49.93
15P	17.78	19.45	40P	49.53	51.20
16P	19.05	20.72	41P	50.80	52.47
17P	20.32	21.99	42P	52.07	53.74
18P	21.59	23.26	43P	53.34	55.01
19P	22.86	24.53	44P	54.61	56.28
20P	24.13	25.80	45P	55.88	57.55
21P	25.40	27.07	46P	57.15	58.82
22P	26.67	28.34	47P	58.42	60.09
23P	27.94	29.61	48P	59.69	61.36
24P	29.21	30.88	49P	60.96	62.63
25P	30.48	32.15	50P	62.23	63.90
26P	31.75	33.42			

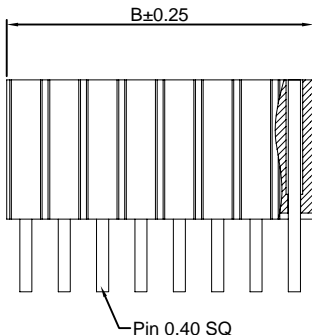
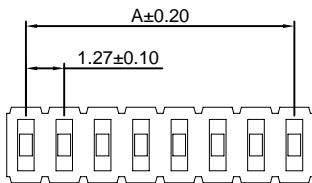
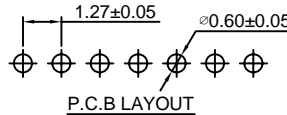
Unit: mm

A1276HWV-XP-H46-Y

1.27mm Pitch 180° Single Row Female Header

Reference Informations:

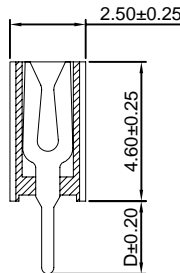
- *Material:Pin:Phosphor Bronze/Gold over Nickel
Insulator:Nylon 6T,UL94V-0
- *Mates with CJT A1276 series Single Row Pin Header
Optional Gold plating available but MOQ requested
- *Color:Black



Ordering Information:

A1276HWV-XP-H46-Y - *** - *** - ***

- 1.Part No.
- 2.Size(D):
(blank):2.40mm
D30:3.00mm
- 3.Material:
(Blank):Nylon 6T,UL94V-0
GWT:Nylon 6T,UL94V-0,GWT 750°C
- 4.Finish:
(blank):Gold-flash
G15:15µm (0.38µm) MIN.Select Gold(Mating Area)
100µm (2.54µm) MIN.Select Tin
G30:30µm (0.76µm) MIN.Select Gold(Mating Area)
100µm (2.54µm) MIN.Select Tin
T: Tin over Nickel



Ordering Information & Dimensions:

PART NO.	Dimensions		PART NO.	Dimensions	
	A	B		A	B
2P	1.27	2.54	27P	33.02	34.29
3P	2.54	3.81	28P	34.29	35.56
4P	3.81	5.08	29P	35.56	36.83
5P	5.08	6.35	30P	36.83	38.10
6P	6.35	7.62	31P	38.10	39.37
7P	7.62	8.89	32P	39.37	40.64
8P	8.89	10.16	33P	40.64	41.91
9P	10.16	11.43	34P	41.91	43.18
10P	11.43	12.70	35P	43.18	44.45
11P	12.70	13.97	36P	44.45	45.72
12P	13.97	15.24	37P	45.72	46.99
13P	15.24	16.51	38P	46.99	48.26
14P	16.51	17.78	39P	48.26	49.53
15P	17.78	19.05	40P	49.53	50.80
16P	19.05	20.32	41P	50.80	52.07
17P	20.32	21.59	42P	52.07	53.34
18P	21.59	22.86	43P	53.34	54.61
19P	22.86	24.13	44P	54.61	55.88
20P	24.13	25.40	45P	55.88	57.15
21P	25.40	26.67	46P	57.15	58.42
22P	26.67	27.94	47P	58.42	59.69
23P	27.94	29.21	48P	59.69	60.96
24P	29.21	30.48	49P	60.96	62.23
25P	30.48	31.75	50P	62.23	63.50
26P	31.75	33.02			

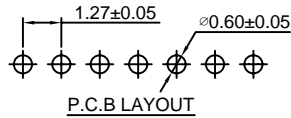
Unit: mm

A1276HWR-XP-H46-Y

1.27mm Pitch 90° Single Row Female Header

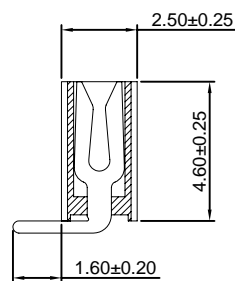
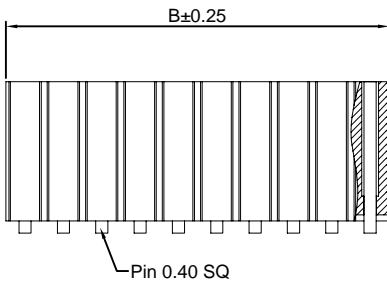
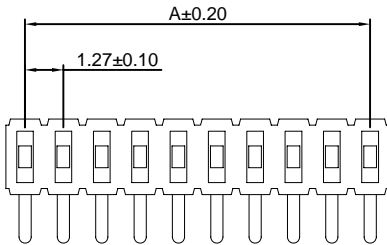
Reference Informations:

- *Material: Pin: Phosphor Bronze/Gold over Nickel
Insulator: Nylon 6T, UL94V-0
- *Mates with CJT A1276 series Single Row Pin Header
Optional Gold plating available but MOQ requested
- *Color: Black



Ordering Information:
A1276HWR-XP-H46-Y - *** - ***
1 2 3

1. Part No.
2. Material:
(Blank): Nylon 6T, UL94V-0
GWT: Nylon 6T, UL94V-0, GWT 750 °C
3. Finish:
(blank): Gold-flash
G15: 15µm (0.38µm) MIN. Select Gold (Mating Area)
100µm (2.54µm) MIN. Select Tin
G30: 30µm (0.76µm) MIN. Select Gold (Mating Area)
100µm (2.54µm) MIN. Select Tin
I: Tin over Nickel



Ordering Information & Dimensions:

PART NO.	Dimensions		PART NO.	Dimensions	
	A	B		A	B
2P	1.27	2.54	27P	33.02	34.29
3P	2.54	3.81	28P	34.29	35.56
4P	3.81	5.08	29P	35.56	36.83
5P	5.08	6.35	30P	36.83	38.10
6P	6.35	7.62	31P	38.10	39.37
7P	7.62	8.89	32P	39.37	40.64
8P	8.89	10.16	33P	40.64	41.91
9P	10.16	11.43	34P	41.91	43.18
10P	11.43	12.70	35P	43.18	44.45
11P	12.70	13.97	36P	44.45	45.72
12P	13.97	15.24	37P	45.72	46.99
13P	15.24	16.51	38P	46.99	48.26
14P	16.51	17.78	39P	48.26	49.53
15P	17.78	19.05	40P	49.53	50.80
16P	19.05	20.32	41P	50.80	52.07
17P	20.32	21.59	42P	52.07	53.34
18P	21.59	22.86	43P	53.34	54.61
19P	22.86	24.13	44P	54.61	55.88
20P	24.13	25.40	45P	55.88	57.15
21P	25.40	26.67	46P	57.15	58.42
22P	26.67	27.94	47P	58.42	59.69
23P	27.94	29.21	48P	59.69	60.96
24P	29.21	30.48	49P	60.96	62.23
25P	30.48	31.75	50P	62.23	63.50
26P	31.75	33.02			

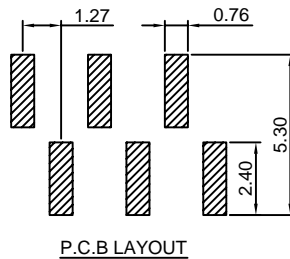
Unit: mm

A1276HWV-S-XP-A-H46-Y

1.27mm Pitch 180° Single Row Female Header - SMT A TYPE

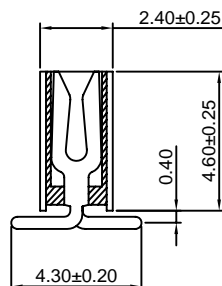
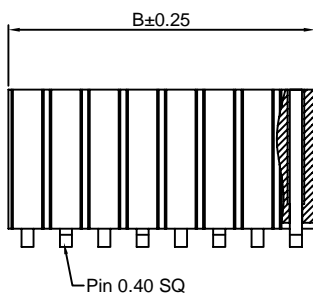
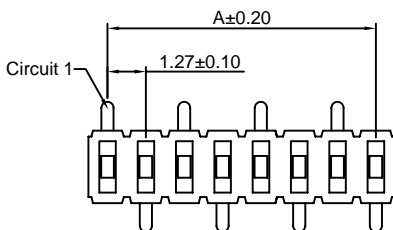
Reference Informations:

- *Material: Pin: Phosphor Bronze/Gold over Nickel
Insulator: Nylon 6T, UL94V-0
- *Mates with CJT A1276 series Single Row Pin Header
Optional Gold plating available but MOQ requested
- *Color: Black



Ordering Information:
A1276HWV-S-XP-A-H46-Y - *** - ***
1 2 3

1. Part No.
2. Material:
(Blank): Nylon 6T, UL94V-0
GWT: Nylon 6T, UL94V-0, GWT 750 °C
3. Finish:
(blank): Gold-flash
G15: 15µm (0.38µm) MIN. Select Gold (Mating Area)
100µm (2.54µm) MIN. Select Tin
G30: 30µm (0.76µm) MIN. Select Gold (Mating Area)
100µm (2.54µm) MIN. Select Tin
I: Tin over Nickel



Ordering Information & Dimensions:

PART NO.	Dimensions		PART NO.	Dimensions	
	A	B		A	B
2P	1.27	2.54	27P	33.02	34.29
3P	2.54	3.81	28P	34.29	35.56
4P	3.81	5.08	29P	35.56	36.83
5P	5.08	6.35	30P	36.83	38.10
6P	6.35	7.62	31P	38.10	39.37
7P	7.62	8.89	32P	39.37	40.64
8P	8.89	10.16	33P	40.64	41.91
9P	10.16	11.43	34P	41.91	43.18
10P	11.43	12.70	35P	43.18	44.45
11P	12.70	13.97	36P	44.45	45.72
12P	13.97	15.24	37P	45.72	46.99
13P	15.24	16.51	38P	46.99	48.26
14P	16.51	17.78	39P	48.26	49.53
15P	17.78	19.05	40P	49.53	50.80
16P	19.05	20.32	41P	50.80	52.07
17P	20.32	21.59	42P	52.07	53.34
18P	21.59	22.86	43P	53.34	54.61
19P	22.86	24.13	44P	54.61	55.88
20P	24.13	25.40	45P	55.88	57.15
21P	25.40	26.67	46P	57.15	58.42
22P	26.67	27.94	47P	58.42	59.69
23P	27.94	29.21	48P	59.69	60.96
24P	29.21	30.48	49P	60.96	62.23
25P	30.48	31.75	50P	62.23	63.50
26P	31.75	33.02			

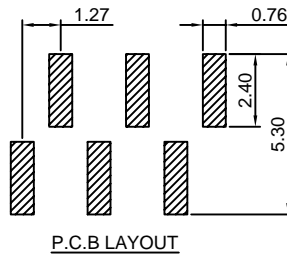
Unit: mm

A1276HWV-S-XP-B-H46-Y

1.27mm Pitch 180° Single Row Female Header - SMT B TYPE

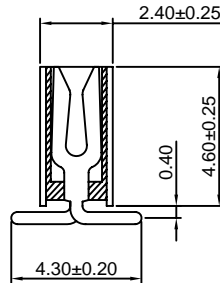
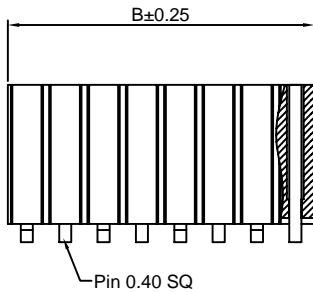
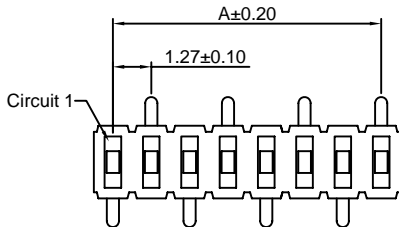
Reference Informations:

- *Material:Pin:Phosphor Bronze/Gold over Nickel
Insulator:Nylon 6T,UL94V-0
- *Mates with CJT A1276 series Single Row Pin Header
Optional Gold plating available but MOQ requested
- *Color:Black



Ordering Information:
A1276HWV-S-XP-B-H46-Y - *** - ***
1 2 3

- 1.Part No.
- 2.Material:
(Blank):Nylon 6T,UL94V-0
GWT:Nylon 6T,UL94V-0,GWT 750 °C
- 3.Finish:
(blank):Gold-flash
G15:15µin (0.38µm) MIN.Select Gold(Mating Area)
100µin (2.54µm) MIN.Select Tin
G30:30µin (0.76µm) MIN.Select Gold(Mating Area)
100µin (2.54µm) MIN.Select Tin
T:Tin over Nickel



Ordering Information & Dimensions:

PART NO.	Dimensions		PART NO.	Dimensions	
	A	B		A	B
2P	1.27	2.54	27P	33.02	34.29
3P	2.54	3.81	28P	34.29	35.56
4P	3.81	5.08	29P	35.56	36.83
5P	5.08	6.35	30P	36.83	38.10
6P	6.35	7.62	31P	38.10	39.37
7P	7.62	8.89	32P	39.37	40.64
8P	8.89	10.16	33P	40.64	41.91
9P	10.16	11.43	34P	41.91	43.18
10P	11.43	12.70	35P	43.18	44.45
11P	12.70	13.97	36P	44.45	45.72
12P	13.97	15.24	37P	45.72	46.99
13P	15.24	16.51	38P	46.99	48.26
14P	16.51	17.78	39P	48.26	49.53
15P	17.78	19.05	40P	49.53	50.80
16P	19.05	20.32	41P	50.80	52.07
17P	20.32	21.59	42P	52.07	53.34
18P	21.59	22.86	43P	53.34	54.61
19P	22.86	24.13	44P	54.61	55.88
20P	24.13	25.40	45P	55.88	57.15
21P	25.40	26.67	46P	57.15	58.42
22P	26.67	27.94	47P	58.42	59.69
23P	27.94	29.21	48P	59.69	60.96
24P	29.21	30.48	49P	60.96	62.23
25P	30.48	31.75	50P	62.23	63.50
26P	31.75	33.02			

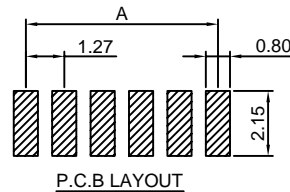
Unit: mm

A1276HWR-S-XP-H57-Y

1.27mm Pitch 90° Single Row Female Header -SMT TYPE

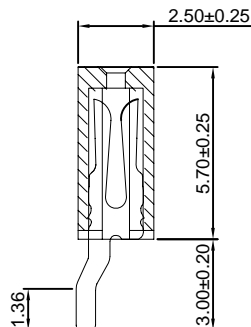
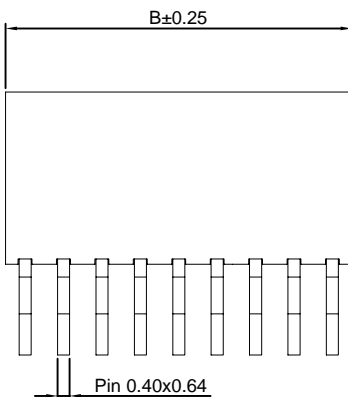
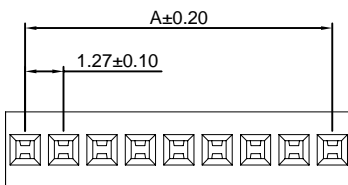
Reference Informations:

- *Material:Pin:Phosphor Bronze/Gold over Nickel
Insulator:Nylon 6T,UL94V-0
- *Mates with CJT A1276 series Single Row Pin Header
Optional Gold plating available but MOQ requested
- *Color:Black



Ordering Information:
A1276HWR-S-XP-H57-Y - *** - ***
1 2 3

- 1.Part No.
- 2.Material:
(Blank):Nylon 6T,UL94V-0
GWT:Nylon 6T,UL94V-0,GWT 750 °C
- 3.Finish:
(blank):Gold-flash
G15:15µin (0.38µm) MIN.Select Gold(Mating Area)
100µin (2.54µm) MIN.Select Tin
G30:30µin (0.76µm) MIN.Select Gold(Mating Area)
100µin (2.54µm) MIN.Select Tin
T:Tin over Nickel



Ordering Information & Dimensions:

PART NO.	Dimensions		PART NO.	Dimensions	
	A	B		A	B
2P	1.27	2.54	27P	33.02	34.29
3P	2.54	3.81	28P	34.29	35.56
4P	3.81	5.08	29P	35.56	36.83
5P	5.08	6.35	30P	36.83	38.10
6P	6.35	7.62	31P	38.10	39.37
7P	7.62	8.89	32P	39.37	40.64
8P	8.89	10.16	33P	40.64	41.91
9P	10.16	11.43	34P	41.91	43.18
10P	11.43	12.70	35P	43.18	44.45
11P	12.70	13.97	36P	44.45	45.72
12P	13.97	15.24	37P	45.72	46.99
13P	15.24	16.51	38P	46.99	48.26
14P	16.51	17.78	39P	48.26	49.53
15P	17.78	19.05	40P	49.53	50.80
16P	19.05	20.32	41P	50.80	52.07
17P	20.32	21.59	42P	52.07	53.34
18P	21.59	22.86	43P	53.34	54.61
19P	22.86	24.13	44P	54.61	55.88
20P	24.13	25.40	45P	55.88	57.15
21P	25.40	26.67	46P	57.15	58.42
22P	26.67	27.94	47P	58.42	59.69
23P	27.94	29.21	48P	59.69	60.96
24P	29.21	30.48	49P	60.96	62.23
25P	30.48	31.75	50P	62.23	63.50
26P	31.75	33.02			

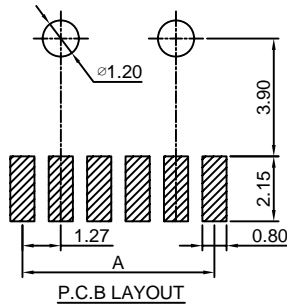
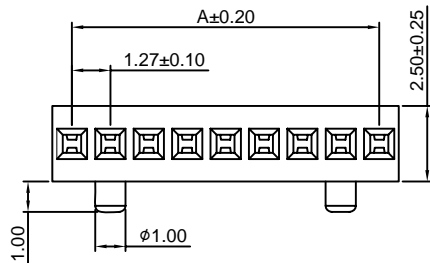
Unit: mm

A1276HWR-S-F-XP-H57-Y

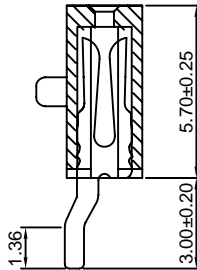
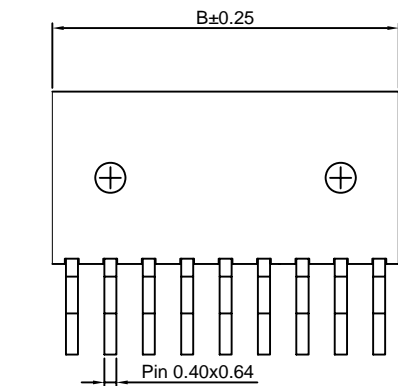
1.27mm Pitch 90° Single Row Female Header - SMT TYPE

Reference Informations:

- *Material: Pin: Phosphor Bronze/Gold over Nickel
Insulator: Nylon 6T, UL94V-0
- *Mates with CJT A1276 series Single Row Pin Header
Optional Gold plating available but MOQ requested
- *Color: Black



- Ordering Information:
A1276HWR-S-F-XP-H57-Y - *** - ***
1. Part No.
 2. Material:
(Blank): Nylon 6T, UL94V-0
GWT: Nylon 6T, UL94V-0, GWT 750 °C
 3. Finish:
(blank): Gold-flash
G15: 15µin (0.38µm) MIN. Select Gold (Mating Area)
100µin (2.54µm) MIN. Select Tin
G30: 30µin (0.76µm) MIN. Select Gold (Mating Area)
100µin (2.54µm) MIN. Select Tin
T: Tin over Nickel



Ordering Information & Dimensions:

PART NO.	Dimensions		PART NO.	Dimensions	
	A	B		A	B
2P	1.27	2.54	27P	33.02	34.29
3P	2.54	3.81	28P	34.29	35.56
4P	3.81	5.08	29P	35.56	36.83
5P	5.08	6.35	30P	36.83	38.10
6P	6.35	7.62	31P	38.10	39.37
7P	7.62	8.89	32P	39.37	40.64
8P	8.89	10.16	33P	40.64	41.91
9P	10.16	11.43	34P	41.91	43.18
10P	11.43	12.70	35P	43.18	44.45
11P	12.70	13.97	36P	44.45	45.72
12P	13.97	15.24	37P	45.72	46.99
13P	15.24	16.51	38P	46.99	48.26
14P	16.51	17.78	39P	48.26	49.53
15P	17.78	19.05	40P	49.53	50.80
16P	19.05	20.32	41P	50.80	52.07
17P	20.32	21.59	42P	52.07	53.34
18P	21.59	22.86	43P	53.34	54.61
19P	22.86	24.13	44P	54.61	55.88
20P	24.13	25.40	45P	55.88	57.15
21P	25.40	26.67	46P	57.15	58.42
22P	26.67	27.94	47P	58.42	59.69
23P	27.94	29.21	48P	59.69	60.96
24P	29.21	30.48	49P	60.96	62.23
25P	30.48	31.75	50P	62.23	63.50
26P	31.75	33.02			

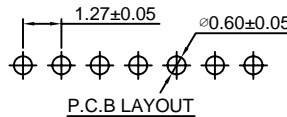
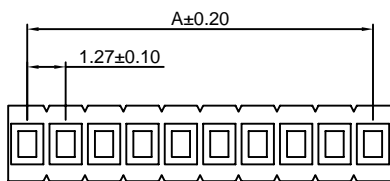
Unit: mm

A1276HWV-XP-H85-Y

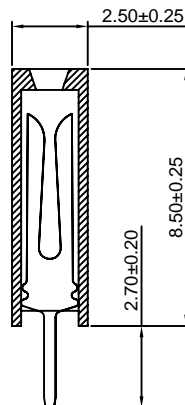
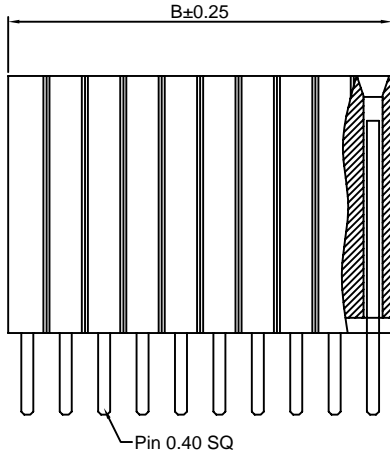
1.27mm Pitch 180° Single Row Female Header

Reference Informations:

- *Material: Pin: Phosphor Bronze/Gold over Nickel
Insulator: Nylon 6T, UL94V-0
- *Mates with CJT A1276 series Single Row Pin Header
Optional Gold plating available but MOQ requested
- *Color: Black



- Ordering Information:
A1276HWV-XP-H85-Y - *** - ***
1. Part No.
 2. Material:
(Blank): Nylon 6T, UL94V-0
GWT: Nylon 6T, UL94V-0, GWT 750 °C
 3. Finish:
(blank): Gold-flash
G15: 15µin (0.38µm) MIN. Select Gold (Mating Area)
100µin (2.54µm) MIN. Select Tin
G30: 30µin (0.76µm) MIN. Select Gold (Mating Area)
100µin (2.54µm) MIN. Select Tin
T: Tin over Nickel



Ordering Information & Dimensions:

PART NO.	Dimensions		PART NO.	Dimensions	
	A	B		A	B
2P	1.27	2.54	27P	33.02	34.29
3P	2.54	3.81	28P	34.29	35.56
4P	3.81	5.08	29P	35.56	36.83
5P	5.08	6.35	30P	36.83	38.10
6P	6.35	7.62	31P	38.10	39.37
7P	7.62	8.89	32P	39.37	40.64
8P	8.89	10.16	33P	40.64	41.91
9P	10.16	11.43	34P	41.91	43.18
10P	11.43	12.70	35P	43.18	44.45
11P	12.70	13.97	36P	44.45	45.72
12P	13.97	15.24	37P	45.72	46.99
13P	15.24	16.51	38P	46.99	48.26
14P	16.51	17.78	39P	48.26	49.53
15P	17.78	19.05	40P	49.53	50.80
16P	19.05	20.32	41P	50.80	52.07
17P	20.32	21.59	42P	52.07	53.34
18P	21.59	22.86	43P	53.34	54.61
19P	22.86	24.13	44P	54.61	55.88
20P	24.13	25.40	45P	55.88	57.15
21P	25.40	26.67	46P	57.15	58.42
22P	26.67	27.94	47P	58.42	59.69
23P	27.94	29.21	48P	59.69	60.96
24P	29.21	30.48	49P	60.96	62.23
25P	30.48	31.75	50P	62.23	63.50
26P	31.75	33.02			

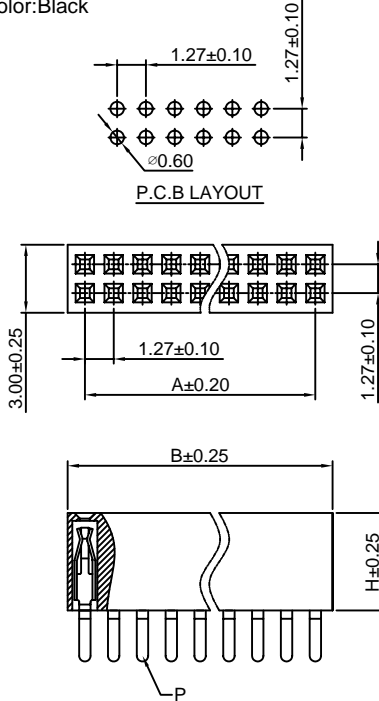
Unit: mm

A1276HWV-2xXP

1.27mm Pitch 180° Dual Row Female Header

Reference Informations:

- *Material:Pin:Phosphor Bronze/Gold over Nickel
Insulator:Nylon 6T,UL94V-0
- *Mates with CJT A1276 series Dual Row Pin Header
Optional Gold plating available but MOQ requested
- *Color:Black



Ordering Information:
A1276HWV-2xXP - *** - *** - *** - ***
1 2 3 4 5

- 1.Part No.
- 2.Size(H):
(blank):4.30mm(P:Pin 0.50x0.15)
H34:3.40mm(P:Pin 0.50x0.15)
H20:2.00mm(P:Pin 0.40x0.15)
- 3.Size(D):
(blank):2.40mm
D18:1.80mm
- 4.Material:
(Blank):Nylon 6T,UL94V-0
GWT:Nylon 6T,UL94V-0,GWT 750 °C
- 5.Finish:
(blank):Gold-flash
G15:15µin (0.38µm) MIN.Select Gold(Mating Area)
100µin (2.54µm) MIN.Select Tin
G30:30µin (0.76µm) MIN.Select Gold(Mating Area)
100µin (2.54µm) MIN.Select Tin
I: Tin over Nickel

Ordering Information & Dimensions:

PART NO.	Dimensions		PART NO.	Dimensions	
	A	B		A	B
2x2P	1.27	2.94	2x27P	33.02	34.69
2x3P	2.54	4.21	2x28P	34.29	35.96
2x4P	3.81	5.48	2x29P	35.56	37.23
2x5P	5.08	6.75	2x30P	36.83	38.50
2x6P	6.35	8.02	2x31P	38.10	39.77
2x7P	7.62	9.29	2x32P	39.37	41.04
2x8P	8.89	10.56	2x33P	40.64	42.31
2x9P	10.16	11.83	2x34P	41.91	43.58
2x10P	11.43	13.10	2x35P	43.18	44.85
2x11P	12.70	14.37	2x36P	44.45	46.12
2x12P	13.97	15.64	2x37P	45.72	47.39
2x13P	15.24	16.91	2x38P	46.99	48.66
2x14P	16.51	18.18	2x39P	48.26	49.93
2x15P	17.78	19.45	2x40P	49.53	51.20
2x16P	19.05	20.72	2x41P	50.80	52.47
2x17P	20.32	21.99	2x42P	52.07	53.74
2x18P	21.59	23.26	2x43P	53.34	55.01
2x19P	22.86	24.53	2x44P	54.61	56.28
2x20P	24.13	25.80	2x45P	55.88	57.55
2x21P	25.40	27.07	2x46P	57.15	58.82
2x22P	26.67	28.34	2x47P	58.42	60.09
2x23P	27.94	29.61	2x48P	59.69	61.36
2x24P	29.21	30.88	2x49P	60.96	62.63
2x25P	30.48	32.15	2x50P	62.23	63.90
2x26P	31.75	33.42			

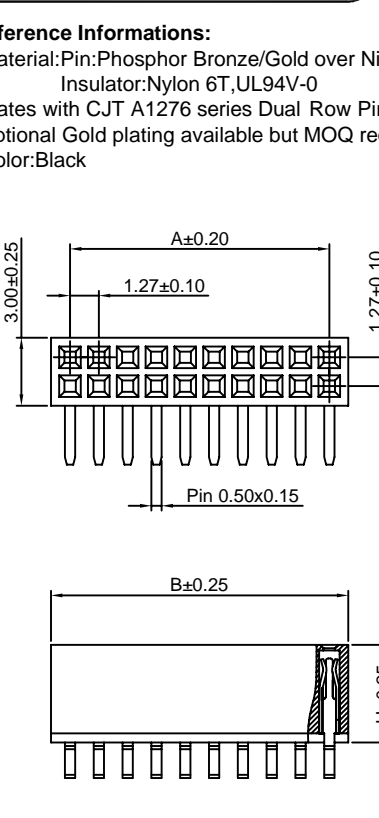
Unit: mm

A1276HWR-2xXP

1.27mm Pitch 90° Dual Row Female Header

Reference Informations:

- *Material:Pin:Phosphor Bronze/Gold over Nickel
Insulator:Nylon 6T,UL94V-0
- *Mates with CJT A1276 series Dual Row Pin Header
Optional Gold plating available but MOQ requested
- *Color:Black



Ordering Information:
A1276HWR-2xXP - *** - *** - *** - ***
1 2 3 4 5

- 1.Part No.
- 2.Size(H):
(blank):4.30mm
H34:3.40mm
- 3.Size(L):
(blank):5.90mm
L56:5.60mm
- 4.Material:
(Blank):Nylon 6T,UL94V-0
GWT:Nylon 6T,UL94V-0,GWT 750 °C
- 5.Finish:
(blank):Gold-flash
G15:15µin (0.38µm) MIN.Select Gold(Mating Area)
100µin (2.54µm) MIN.Select Tin
G30:30µin (0.76µm) MIN.Select Gold(Mating Area)
100µin (2.54µm) MIN.Select Tin
I: Tin over Nickel

Ordering Information & Dimensions:

PART NO.	Dimensions		PART NO.	Dimensions	
	A	B		A	B
2x2P	1.27	2.94	2x27P	33.02	34.69
2x3P	2.54	4.21	2x28P	34.29	35.96
2x4P	3.81	5.48	2x29P	35.56	37.23
2x5P	5.08	6.75	2x30P	36.83	38.50
2x6P	6.35	8.02	2x31P	38.10	39.77
2x7P	7.62	9.29	2x32P	39.37	41.04
2x8P	8.89	10.56	2x33P	40.64	42.31
2x9P	10.16	11.83	2x34P	41.91	43.58
2x10P	11.43	13.10	2x35P	43.18	44.85
2x11P	12.70	14.37	2x36P	44.45	46.12
2x12P	13.97	15.64	2x37P	45.72	47.39
2x13P	15.24	16.91	2x38P	46.99	48.66
2x14P	16.51	18.18	2x39P	48.26	49.93
2x15P	17.78	19.45	2x40P	49.53	51.20
2x16P	19.05	20.72	2x41P	50.80	52.47
2x17P	20.32	21.99	2x42P	52.07	53.74
2x18P	21.59	23.26	2x43P	53.34	55.01
2x19P	22.86	24.53	2x44P	54.61	56.28
2x20P	24.13	25.80	2x45P	55.88	57.55
2x21P	25.40	27.07	2x46P	57.15	58.82
2x22P	26.67	28.34	2x47P	58.42	60.09
2x23P	27.94	29.61	2x48P	59.69	61.36
2x24P	29.21	30.88	2x49P	60.96	62.63
2x25P	30.48	32.15	2x50P	62.23	63.90
2x26P	31.75	33.42			

Unit: mm

A1276HWV-S-2xXP

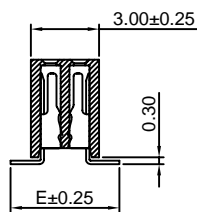
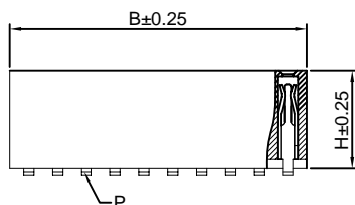
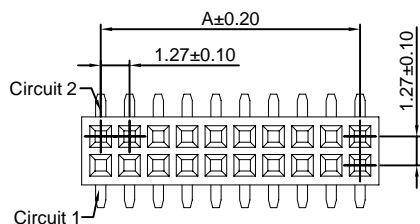
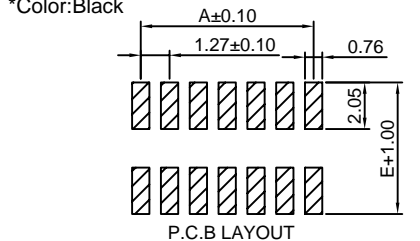
1.27mm Pitch 180° Dual Row Female Header - SMT TYPE

Reference Informations:

*Material:Pin:Phosphor Bronze/Gold over Nickel
Insulator:Nylon6T,UL94V-0

*Mates with CJT A1276 series Dual Row Pin Header
Optional Gold plating available but MOQ requested

*Color:Black



Ordering Information:
A1276HWV-S-2xXP - *** - *** - *** - ***

- Part No.
- Size(H):
(blank):4.30mm(P:Pin 0.50x0.15)
H34:3.40mm(P:Pin 0.50x0.15)
H20:2.00mm(P:Pin 0.40x0.15)
- Size(E):
(blank):4.80mm
E50:5.00mm
E45:4.50mm
- Material:
(blank):Nylon 6T,UL94V-0
9T:Nylon 9T,UL94V-0
GWT:Nylon 6T,UL94V-0,GWT 750 °C
- Finish:
(blank):Gold-flash
G15:15µin (0.38µm) MIN.Select Gold(Mating Area)
100µin (2.54µm) MIN.Select Tin
G30:30µin (0.76µm) MIN.Select Gold(Mating Area)
100µin (2.54µm) MIN.Select Tin
T: Tin over Nickel

Ordering Information & Dimensions:

PART NO.	Dimensions		PART NO.	Dimensions	
	A	B		A	B
2x2P	1.27	2.94	2x27P	33.02	34.69
2x3P	2.54	4.21	2x28P	34.29	35.96
2x4P	3.81	5.48	2x29P	35.56	37.23
2x5P	5.08	6.75	2x30P	36.83	38.50
2x6P	6.35	8.02	2x31P	38.10	39.77
2x7P	7.62	9.29	2x32P	39.37	41.04
2x8P	8.89	10.56	2x33P	40.64	42.31
2x9P	10.16	11.83	2x34P	41.91	43.58
2x10P	11.43	13.10	2x35P	43.18	44.85
2x11P	12.70	14.37	2x36P	44.45	46.12
2x12P	13.97	15.64	2x37P	45.72	47.39
2x13P	15.24	16.91	2x38P	46.99	48.66
2x14P	16.51	18.18	2x39P	48.26	49.93
2x15P	17.78	19.45	2x40P	49.53	51.20
2x16P	19.05	20.72	2x41P	50.80	52.47
2x17P	20.32	21.99	2x42P	52.07	53.74
2x18P	21.59	23.26	2x43P	53.34	55.01
2x19P	22.86	24.53	2x44P	54.61	56.28
2x20P	24.13	25.80	2x45P	55.88	57.55
2x21P	25.40	27.07	2x46P	57.15	58.82
2x22P	26.67	28.34	2x47P	58.42	60.09
2x23P	27.94	29.61	2x48P	59.69	61.36
2x24P	29.21	30.88	2x49P	60.96	62.63
2x25P	30.48	32.15	2x50P	62.23	63.90
2x26P	31.75	33.42			

Unit: mm

A1276HWR-S-2xXP

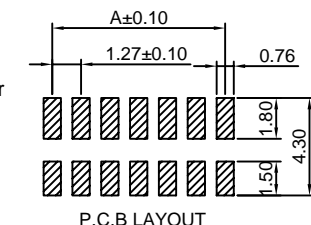
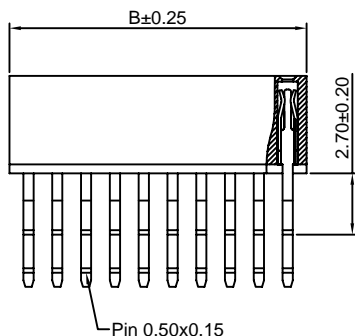
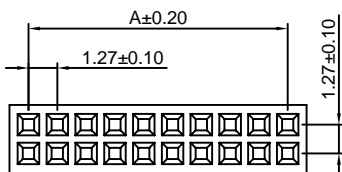
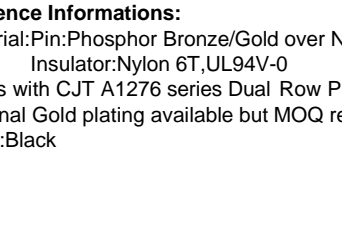
1.27mm Pitch 90° Dual Row Female Header - SMT TYPE

Reference Informations:

*Material:Pin:Phosphor Bronze/Gold over Nickel
Insulator:Nylon 6T,UL94V-0

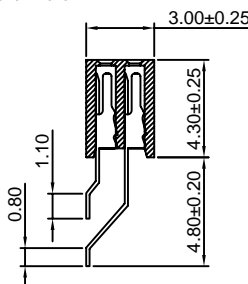
*Mates with CJT A1276 series Dual Row Pin Header
Optional Gold plating available but MOQ requested

*Color:Black



Ordering Information:
A1276HWR-S-2xXP - *** - ***

- Part No.
- Material:
(Blank):Nylon 6T,UL94V-0
GWT:Nylon 6T,UL94V-0,GWT 750 °C
- Finish:
(blank):Gold-flash
G15:15µin (0.38µm) MIN.Select Gold(Mating Area)
100µin (2.54µm) MIN.Select Tin
G30:30µin (0.76µm) MIN.Select Gold(Mating Area)
100µin (2.54µm) MIN.Select Tin
T: Tin over Nickel



Ordering Information & Dimensions:

PART NO.	Dimensions		PART NO.	Dimensions	
	A	B		A	B
2x2P	1.27	2.94	2x27P	33.02	34.69
2x3P	2.54	4.21	2x28P	34.29	35.96
2x4P	3.81	5.48	2x29P	35.56	37.23
2x5P	5.08	6.75	2x30P	36.83	38.50
2x6P	6.35	8.02	2x31P	38.10	39.77
2x7P	7.62	9.29	2x32P	39.37	41.04
2x8P	8.89	10.56	2x33P	40.64	42.31
2x9P	10.16	11.83	2x34P	41.91	43.58
2x10P	11.43	13.10	2x35P	43.18	44.85
2x11P	12.70	14.37	2x36P	44.45	46.12
2x12P	13.97	15.64	2x37P	45.72	47.39
2x13P	15.24	16.91	2x38P	46.99	48.66
2x14P	16.51	18.18	2x39P	48.26	49.93
2x15P	17.78	19.45	2x40P	49.53	51.20
2x16P	19.05	20.72	2x41P	50.80	52.47
2x17P	20.32	21.99	2x42P	52.07	53.74
2x18P	21.59	23.26	2x43P	53.34	55.01
2x19P	22.86	24.53	2x44P	54.61	56.28
2x20P	24.13	25.80	2x45P	55.88	57.55
2x21P	25.40	27.07	2x46P	57.15	58.82
2x22P	26.67	28.34	2x47P	58.42	60.09
2x23P	27.94	29.61	2x48P	59.69	61.36
2x24P	29.21	30.88	2x49P	60.96	62.63
2x25P	30.48	32.15	2x50P	62.23	63.90
2x26P	31.75	33.42			

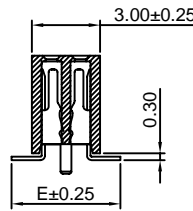
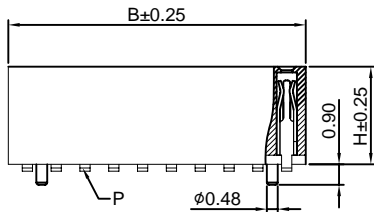
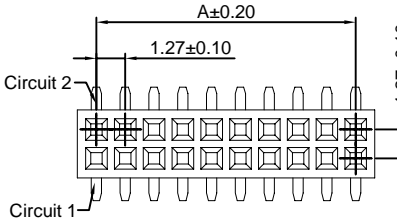
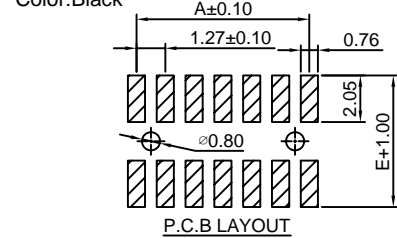
Unit: mm

A1276HWV-S-F-2xXP

1.27mm Pitch 180° Dual Row Female Header - SMT TYPE

Reference Informations:

- *Material:Pin:Phosphor Bronze/Gold over Nickel
Insulator:Nylon 6T,UL94V-0
- *Mates with CJT A1276 series Dual Row Pin Header
Optional Gold plating available but MOQ requested
- *Color:Black



Ordering Information:
A1276HWV-S-F-2xXP - *** - *** - *** - ***
1 2 3 4 5

- 1.Part No.
- 2.Size(H):
(blank):4.30mm(P:Pin 0.50x0.15)
H34:3.40mm(P:Pin 0.50x0.15)
H20:2.00mm(P:Pin 0.40x0.15)
- 3.Size(E):
(blank):4.80mm
E50:5.00mm
E45:4.50mm
- 4.Material:
(blank):Nylon 6T,UL94V-0
9T:Nylon 9T,UL94V-0
GWT:Nylon 6T,UL94V-0,GWT 750 °C
- 5.Finish:
(blank):Gold-flash
G15:15µin (0.38µm) MIN.Select Gold(Mating Area)
100µin (2.54µm) MIN.Select Tin
G30:30µin (0.76µm) MIN.Select Gold(Mating Area)
100µin (2.54µm) MIN.Select Tin
T: Tin over Nickel

Ordering Information & Dimensions:

PART NO.	Dimensions		PART NO.	Dimensions	
	A	B		A	B
2x2P	1.27	2.94	2x27P	33.02	34.69
2x3P	2.54	4.21	2x28P	34.29	35.96
2x4P	3.81	5.48	2x29P	35.56	37.23
2x5P	5.08	6.75	2x30P	36.83	38.50
2x6P	6.35	8.02	2x31P	38.10	39.77
2x7P	7.62	9.29	2x32P	39.37	41.04
2x8P	8.89	10.56	2x33P	40.64	42.31
2x9P	10.16	11.83	2x34P	41.91	43.58
2x10P	11.43	13.10	2x35P	43.18	44.85
2x11P	12.70	14.37	2x36P	44.45	46.12
2x12P	13.97	15.64	2x37P	45.72	47.39
2x13P	15.24	16.91	2x38P	46.99	48.66
2x14P	16.51	18.18	2x39P	48.26	49.93
2x15P	17.78	19.45	2x40P	49.53	51.20
2x16P	19.05	20.72	2x41P	50.80	52.47
2x17P	20.32	21.99	2x42P	52.07	53.74
2x18P	21.59	23.26	2x43P	53.34	55.01
2x19P	22.86	24.53	2x44P	54.61	56.28
2x20P	24.13	25.80	2x45P	55.88	57.55
2x21P	25.40	27.07	2x46P	57.15	58.82
2x22P	26.67	28.34	2x47P	58.42	60.09
2x23P	27.94	29.61	2x48P	59.69	61.36
2x24P	29.21	30.88	2x49P	60.96	62.63
2x25P	30.48	32.15	2x50P	62.23	63.90
2x26P	31.75	33.42			

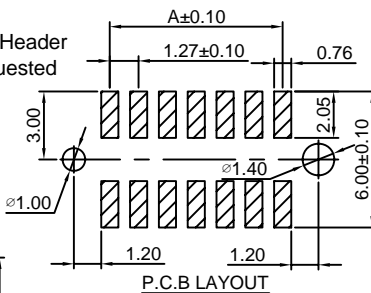
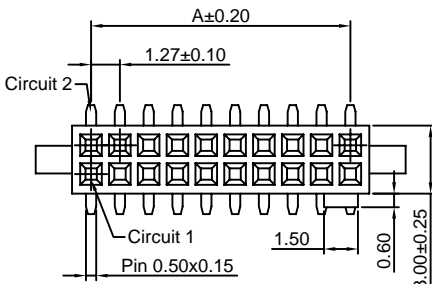
Unit: mm

A1276HWV-S-F1-2xXP

1.27mm Pitch 180° Dual Row Female Header - SMT TYPE

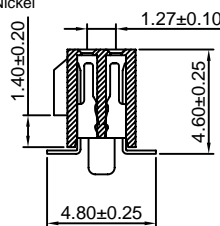
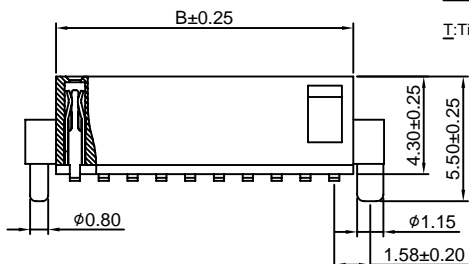
Reference Informations:

- *Material:Pin:Phosphor Bronze/Gold over Nickel
Insulator:Nylon 6T,UL94V-0
- *Mates with CJT A1276 series Dual Row Pin Header
Optional Gold plating available but MOQ requested
- *Color:Black



Ordering Information:
A1276HWV-S-F1-2xXP - *** - ***
1 2 3

- 1.Part No.
- 2.Material:
(Blank):Nylon 6T,UL94V-0
GWT:Nylon 6T,UL94V-0 GWT 750 °C
- 3.Finish:
(blank):Gold-flash
G15:15µin (0.38µm) MIN.Select Gold(Mating Area)
100µin (2.54µm) MIN.Select Tin
G30:30µin (0.76µm) MIN.Select Gold(Mating Area)
100µin (2.54µm) MIN.Select Tin
T: Tin over Nickel



Ordering Information & Dimensions:

PART NO.	Dimensions		PART NO.	Dimensions	
	A	B		A	B
2x2P	1.27	2.94	2x27P	33.02	34.69
2x3P	2.54	4.21	2x28P	34.29	35.96
2x4P	3.81	5.48	2x29P	35.56	37.23
2x5P	5.08	6.75	2x30P	36.83	38.50
2x6P	6.35	8.02	2x31P	38.10	39.77
2x7P	7.62	9.29	2x32P	39.37	41.04
2x8P	8.89	10.56	2x33P	40.64	42.31
2x9P	10.16	11.83	2x34P	41.91	43.58
2x10P	11.43	13.10	2x35P	43.18	44.85
2x11P	12.70	14.37	2x36P	44.45	46.12
2x12P	13.97	15.64	2x37P	45.72	47.39
2x13P	15.24	16.91	2x38P	46.99	48.66
2x14P	16.51	18.18	2x39P	48.26	49.93
2x15P	17.78	19.45	2x40P	49.53	51.20
2x16P	19.05	20.72	2x41P	50.80	52.47
2x17P	20.32	21.99	2x42P	52.07	53.74
2x18P	21.59	23.26	2x43P	53.34	55.01
2x19P	22.86	24.53	2x44P	54.61	56.28
2x20P	24.13	25.80	2x45P	55.88	57.55
2x21P	25.40	27.07	2x46P	57.15	58.82
2x22P	26.67	28.34	2x47P	58.42	60.09
2x23P	27.94	29.61	2x48P	59.69	61.36
2x24P	29.21	30.88	2x49P	60.96	62.63
2x25P	30.48	32.15	2x50P	62.23	63.90
2x26P	31.75	33.42			

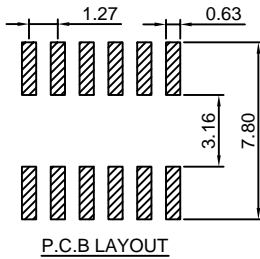
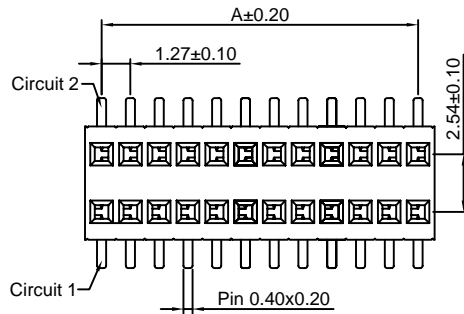
Unit: mm

A1276HWVA-S-2xXP-H57

1.27x2.54mm Pitch 180° Dual Row Female Header - SMT TYPE

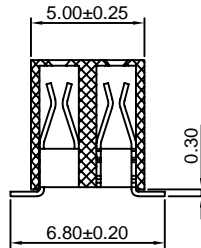
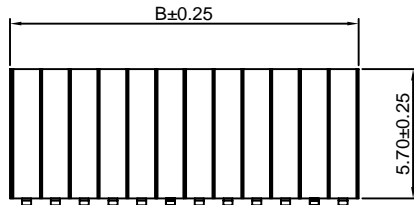
Reference Informations:

- *Material: Pin: Phosphor Bronze/Gold over Nickel
Insulator: Nylon 6T, UL94V-0
- *Mates with CJT A1276 series Dual Row Pin Header
Optional Gold plating available but MOQ requested
- *Color: Black



Ordering Information:
A1276HWVA-S-2xXP-H57 - *** - ***
1 2 3

1. Part No.
2. Material:
(Blank): Nylon 6T, UL94V-0
GWT: Nylon 6T, UL94V-0, GWT 750 °C
3. Finish:
(blank): Gold-flash
G15: 15µin (0.38µm) MIN. Select Gold (Mating Area)
100µin (2.54µm) MIN. Select Tin
G30: 30µin (0.76µm) MIN. Select Gold (Mating Area)
100µin (2.54µm) MIN. Select Tin
T: Tin over Nickel



Ordering Information & Dimensions:

PART NO.	Dimensions		PART NO.	Dimensions	
	A	B		A	B
2x2P	1.27	2.94	2x27P	33.02	34.69
2x3P	2.54	4.21	2x28P	34.29	35.96
2x4P	3.81	5.48	2x29P	35.56	37.23
2x5P	5.08	6.75	2x30P	36.83	38.50
2x6P	6.35	8.02	2x31P	38.10	39.77
2x7P	7.62	9.29	2x32P	39.37	41.04
2x8P	8.89	10.56	2x33P	40.64	42.31
2x9P	10.16	11.83	2x34P	41.91	43.58
2x10P	11.43	13.10	2x35P	43.18	44.85
2x11P	12.70	14.37	2x36P	44.45	46.12
2x12P	13.97	15.64	2x37P	45.72	47.39
2x13P	15.24	16.91	2x38P	46.99	48.66
2x14P	16.51	18.18	2x39P	48.26	49.93
2x15P	17.78	19.45	2x40P	49.53	51.20
2x16P	19.05	20.72	2x41P	50.80	52.47
2x17P	20.32	21.99	2x42P	52.07	53.74
2x18P	21.59	23.26	2x43P	53.34	55.01
2x19P	22.86	24.53	2x44P	54.61	56.28
2x20P	24.13	25.80	2x45P	55.88	57.55
2x21P	25.40	27.07	2x46P	57.15	58.82
2x22P	26.67	28.34	2x47P	58.42	60.09
2x23P	27.94	29.61	2x48P	59.69	61.36
2x24P	29.21	30.88	2x49P	60.96	62.63
2x25P	30.48	32.15	2x50P	62.23	63.90
2x26P	31.75	33.42			

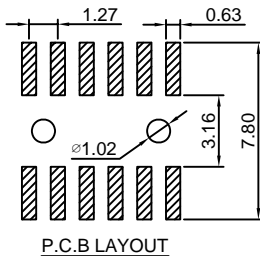
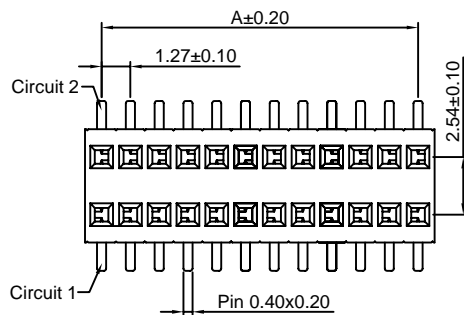
Unit: mm

A1276HWVA-S-F-2xXP-H57

1.27x2.54mm Pitch 180° Dual Row Female Header - SMT TYPE

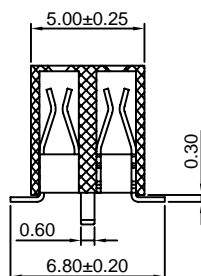
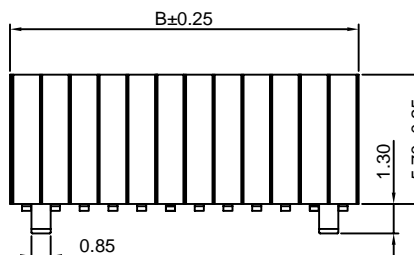
Reference Informations:

- *Material: Pin: Phosphor Bronze/Gold over Nickel
Insulator: Nylon 6T, UL94V-0
- *Mates with CJT A1276 series Dual Row Pin Header
Optional Gold plating available but MOQ requested
- *Color: Black



Ordering Information:
A1276HWVA-S-F-2xXP-H57 - *** - ***
1 2 3

1. Part No.
2. Material:
(Blank): Nylon 6T, UL94V-0
GWT: Nylon 6T, UL94V-0, GWT 750 °C
3. Finish:
(blank): Gold-flash
G15: 15µin (0.38µm) MIN. Select Gold (Mating Area)
100µin (2.54µm) MIN. Select Tin
G30: 30µin (0.76µm) MIN. Select Gold (Mating Area)
100µin (2.54µm) MIN. Select Tin
T: Tin over Nickel



Ordering Information & Dimensions:

PART NO.	Dimensions		PART NO.	Dimensions	
	A	B		A	B
2x2P	1.27	2.94	2x27P	33.02	34.69
2x3P	2.54	4.21	2x28P	34.29	35.96
2x4P	3.81	5.48	2x29P	35.56	37.23
2x5P	5.08	6.75	2x30P	36.83	38.50
2x6P	6.35	8.02	2x31P	38.10	39.77
2x7P	7.62	9.29	2x32P	39.37	41.04
2x8P	8.89	10.56	2x33P	40.64	42.31
2x9P	10.16	11.83	2x34P	41.91	43.58
2x10P	11.43	13.10	2x35P	43.18	44.85
2x11P	12.70	14.37	2x36P	44.45	46.12
2x12P	13.97	15.64	2x37P	45.72	47.39
2x13P	15.24	16.91	2x38P	46.99	48.66
2x14P	16.51	18.18	2x39P	48.26	49.93
2x15P	17.78	19.45	2x40P	49.53	51.20
2x16P	19.05	20.72	2x41P	50.80	52.47
2x17P	20.32	21.99	2x42P	52.07	53.74
2x18P	21.59	23.26	2x43P	53.34	55.01
2x19P	22.86	24.53	2x44P	54.61	56.28
2x20P	24.13	25.80	2x45P	55.88	57.55
2x21P	25.40	27.07	2x46P	57.15	58.82
2x22P	26.67	28.34	2x47P	58.42	60.09
2x23P	27.94	29.61	2x48P	59.69	61.36
2x24P	29.21	30.88	2x49P	60.96	62.63
2x25P	30.48	32.15	2x50P	62.23	63.90
2x26P	31.75	33.42			

Unit: mm

A1276HWRA-2xXP

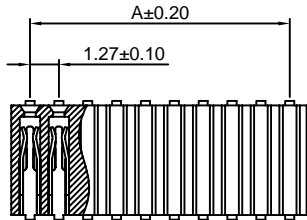
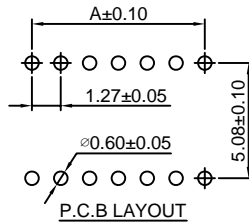
1.27mm Pitch 90° Dual Row Female Header

Reference Informations:

*Material:Pin:Phosphor Bronze/Gold over Nickel
Insulator:Nylon 6T,UL94V-0

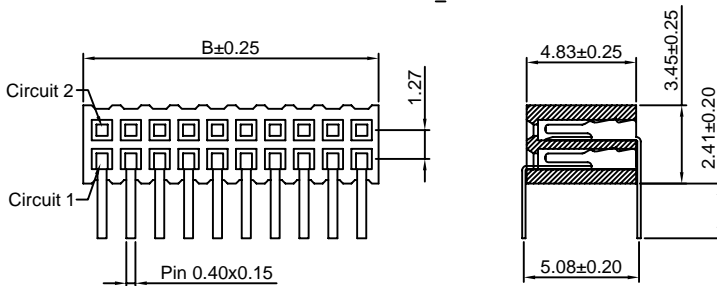
*Mates with CJT A1276 series Dual Row Pin Header
Optional Gold plating available but MOQ requested

*Color:Black



Ordering Information:
A1276HWRA-2xXP - *** - ***
1 2 3

- Part No.
- Material:
(Blank):Nylon 6T,UL94V-0
GWT:Nylon 6T,UL94V-0,GWT 750 °C
- Finish:
(blank):Gold-flash
G15:15µm (0.38µm) MIN.Select Gold(Mating Area)
100µm (2.54µm) MIN.Select Tin
G30:30µm (0.76µm) MIN.Select Gold(Mating Area)
100µm (2.54µm) MIN.Select Tin
T: Tin over Nickel



Ordering Information & Dimensions:

PART NO.	Dimensions		PART NO.	Dimensions	
	A	B		A	B
2x2P	1.27	2.84	2x27P	33.02	34.59
2x3P	2.54	4.11	2x28P	34.29	35.86
2x4P	3.81	5.38	2x29P	35.56	37.13
2x5P	5.08	6.65	2x30P	36.83	38.40
2x6P	6.35	7.92	2x31P	38.10	39.67
2x7P	7.62	9.19	2x32P	39.37	40.94
2x8P	8.89	10.46	2x33P	40.64	42.21
2x9P	10.16	11.73	2x34P	41.91	43.48
2x10P	11.43	13.00	2x35P	43.18	44.75
2x11P	12.70	14.27	2x36P	44.45	46.02
2x12P	13.97	15.54	2x37P	45.72	47.29
2x13P	15.24	16.81	2x38P	46.99	48.56
2x14P	16.51	18.08	2x39P	48.26	49.83
2x15P	17.78	19.35	2x40P	49.53	51.10
2x16P	19.05	20.62	2x41P	50.80	52.37
2x17P	20.32	21.89	2x42P	52.07	53.64
2x18P	21.59	23.16	2x43P	53.34	54.91
2x19P	22.86	24.43	2x44P	54.61	56.18
2x20P	24.13	25.70	2x45P	55.88	57.45
2x21P	25.40	26.97	2x46P	57.15	58.72
2x22P	26.67	28.24	2x47P	58.42	59.99
2x23P	27.94	29.51	2x48P	59.69	61.26
2x24P	29.21	30.78	2x49P	60.96	62.53
2x25P	30.48	32.05	2x50P	62.23	63.80
2x26P	31.75	33.32			

Unit: mm

A1276HWRA-S-2xXP

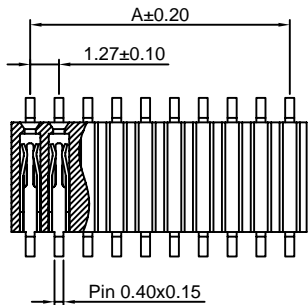
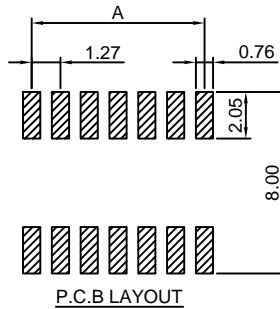
1.27mm Pitch 90° Dual Row Female Header - SMT TYPE

Reference Informations:

*Material:Pin:Phosphor Bronze/Gold over Nickel
Insulator:Nylon 6T,UL94V-0

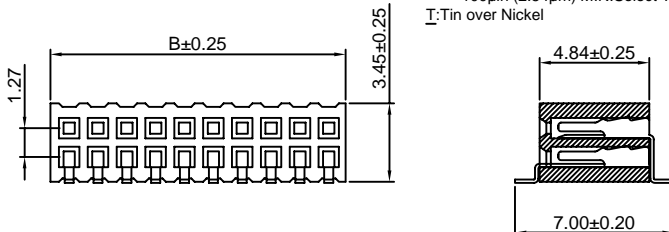
*Mates with CJT A1276 series Dual Row Pin Header
Optional Gold plating available but MOQ requested

*Color:Black



Ordering Information:
A1276HWRA-S-2xXP - *** - ***
1 2 3

- Part No.
- Material:
(Blank):Nylon 6T,UL94V-0
GWT:Nylon 6T,UL94V-0,GWT 750 °C
- Finish:
(blank):Gold-flash
G15:15µm (0.38µm) MIN.Select Gold(Mating Area)
100µm (2.54µm) MIN.Select Tin
G30:30µm (0.76µm) MIN.Select Gold(Mating Area)
100µm (2.54µm) MIN.Select Tin
T: Tin over Nickel



Ordering Information & Dimensions:

PART NO.	Dimensions		PART NO.	Dimensions	
	A	B		A	B
2x2P	1.27	2.84	2x27P	33.02	34.59
2x3P	2.54	4.11	2x28P	34.29	35.86
2x4P	3.81	5.38	2x29P	35.56	37.13
2x5P	5.08	6.65	2x30P	36.83	38.40
2x6P	6.35	7.92	2x31P	38.10	39.67
2x7P	7.62	9.19	2x32P	39.37	40.94
2x8P	8.89	10.46	2x33P	40.64	42.21
2x9P	10.16	11.73	2x34P	41.91	43.48
2x10P	11.43	13.00	2x35P	43.18	44.75
2x11P	12.70	14.27	2x36P	44.45	46.02
2x12P	13.97	15.54	2x37P	45.72	47.29
2x13P	15.24	16.81	2x38P	46.99	48.56
2x14P	16.51	18.08	2x39P	48.26	49.83
2x15P	17.78	19.35	2x40P	49.53	51.10
2x16P	19.05	20.62	2x41P	50.80	52.37
2x17P	20.32	21.89	2x42P	52.07	53.64
2x18P	21.59	23.16	2x43P	53.34	54.91
2x19P	22.86	24.43	2x44P	54.61	56.18
2x20P	24.13	25.70	2x45P	55.88	57.45
2x21P	25.40	26.97	2x46P	57.15	58.72
2x22P	26.67	28.24	2x47P	58.42	59.99
2x23P	27.94	29.51	2x48P	59.69	61.26
2x24P	29.21	30.78	2x49P	60.96	62.53
2x25P	30.48	32.05	2x50P	62.23	63.80
2x26P	31.75	33.32			

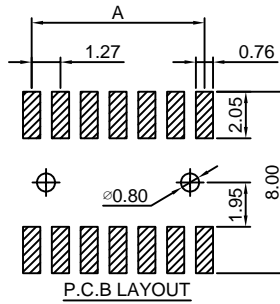
Unit: mm

A1276HWRA-S-F-2xXP

1.27mm Pitch 90° Dual Row Female Header - SMT TYPE

Reference Informations:


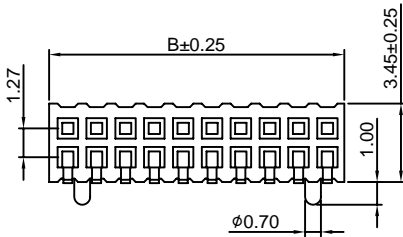
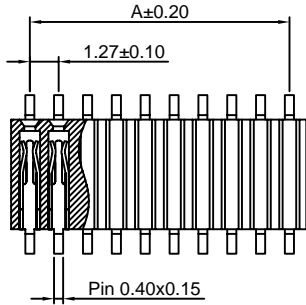
- *Material:Pin:Phosphor Bronze/Gold over Nickel
Insulator:Nylon 6T,UL94V-0
- *Mates with CJT A1276 series Dual Row Pin Header
Optional Gold plating available but MOQ requested
- *Color:Black



Ordering Information:

A1276HWRA-S-F-2xXP - *** - ***
1 2 3

- 1.Part No.
- 2.Material:
(Blank):Nylon 6T,UL94V-0
GWT:Nylon 6T,UL94V-0,GWT 750 °C
- 3.Finish:
(blank):Gold-flash
G15:15µin (0.38µm) MIN.Select Gold(Mating Area)
100µin (2.54µm) MIN.Select Tin
G30:30µin (0.76µm) MIN.Select Gold(Mating Area)
100µin (2.54µm) MIN.Select Tin
I: Tin over Nickel



Ordering Information & Dimensions:

PART NO.	Dimensions		PART NO.	Dimensions	
	A	B		A	B
2x2P	1.27	2.84	2x27P	33.02	34.59
2x3P	2.54	4.11	2x28P	34.29	35.86
2x4P	3.81	5.38	2x29P	35.56	37.13
2x5P	5.08	6.65	2x30P	36.83	38.40
2x6P	6.35	7.92	2x31P	38.10	39.67
2x7P	7.62	9.19	2x32P	39.37	40.94
2x8P	8.89	10.46	2x33P	40.64	42.21
2x9P	10.16	11.73	2x34P	41.91	43.48
2x10P	11.43	13.00	2x35P	43.18	44.75
2x11P	12.70	14.27	2x36P	44.45	46.02
2x12P	13.97	15.54	2x37P	45.72	47.29
2x13P	15.24	16.81	2x38P	46.99	48.56
2x14P	16.51	18.08	2x39P	48.26	49.83
2x15P	17.78	19.35	2x40P	49.53	51.10
2x16P	19.05	20.62	2x41P	50.80	52.37
2x17P	20.32	21.89	2x42P	52.07	53.64
2x18P	21.59	23.16	2x43P	53.34	54.91
2x19P	22.86	24.43	2x44P	54.61	56.18
2x20P	24.13	25.70	2x45P	55.88	57.45
2x21P	25.40	26.97	2x46P	57.15	58.72
2x22P	26.67	28.24	2x47P	58.42	59.99
2x23P	27.94	29.51	2x48P	59.69	61.26
2x24P	29.21	30.78	2x49P	60.96	62.53
2x25P	30.48	32.05	2x50P	62.23	63.80
2x26P	31.75	33.32			

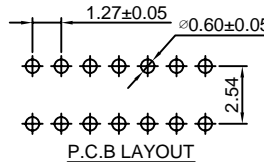
Unit: mm

A1276HWV-2xXP-H46-Y

1.27x2.54mm Pitch 180° Dual Row Female Header

Reference Informations:

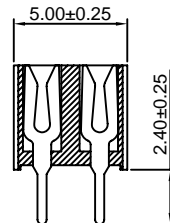
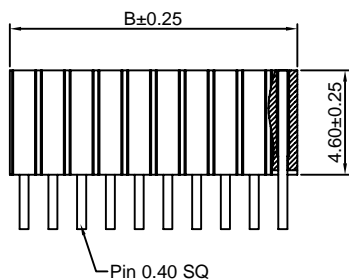
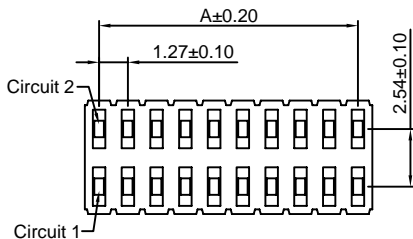
- *Material:Pin:Phosphor Bronze/Gold over Nickel
Insulator:Nylon 6T,UL94V-0
- *Mates with CJT A1276 series Dual Row Pin Header
Optional Gold plating available but MOQ requested
- *Color:Black



Ordering Information:

A1276HWV-2xXP-H46-Y - *** - ***
1 2 3

- 1.Part No.
- 2.Material:
(Blank):Nylon 6T,UL94V-0
GWT:Nylon 6T,UL94V-0,GWT 750 °C
- 3.Finish:
(blank):Gold-flash
G15:15µin (0.38µm) MIN.Select Gold(Mating Area)
100µin (2.54µm) MIN.Select Tin
G30:30µin (0.76µm) MIN.Select Gold(Mating Area)
100µin (2.54µm) MIN.Select Tin
I: Tin over Nickel



Ordering Information & Dimensions:

PART NO.	Dimensions		PART NO.	Dimensions	
	A	B		A	B
2x2P	1.27	2.54	2x27P	33.02	34.29
2x3P	2.54	3.81	2x28P	34.29	35.56
2x4P	3.81	5.08	2x29P	35.56	36.83
2x5P	5.08	6.35	2x30P	36.83	38.10
2x6P	6.35	7.62	2x31P	38.10	39.37
2x7P	7.62	8.89	2x32P	39.37	40.64
2x8P	8.89	10.16	2x33P	40.64	41.91
2x9P	10.16	11.43	2x34P	41.91	43.18
2x10P	11.43	12.70	2x35P	43.18	44.45
2x11P	12.70	13.97	2x36P	44.45	45.72
2x12P	13.97	15.24	2x37P	45.72	46.99
2x13P	15.24	16.51	2x38P	46.99	48.26
2x14P	16.51	17.78	2x39P	48.26	49.53
2x15P	17.78	19.05	2x40P	49.53	50.80
2x16P	19.05	20.32	2x41P	50.80	52.07
2x17P	20.32	21.59	2x42P	52.07	53.34
2x18P	21.59	22.86	2x43P	53.34	54.61
2x19P	22.86	24.13	2x44P	54.61	55.88
2x20P	24.13	25.40	2x45P	55.88	57.15
2x21P	25.40	26.67	2x46P	57.15	58.42
2x22P	26.67	27.94	2x47P	58.42	59.69
2x23P	27.94	29.21	2x48P	59.69	60.96
2x24P	29.21	30.48	2x49P	60.96	62.23
2x25P	30.48	31.75	2x50P	62.23	63.50
2x26P	31.75	33.02			

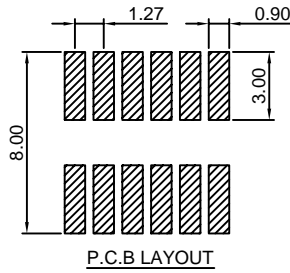
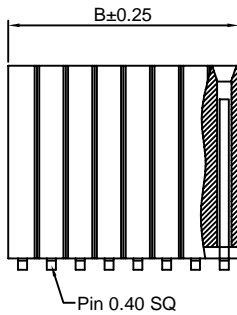
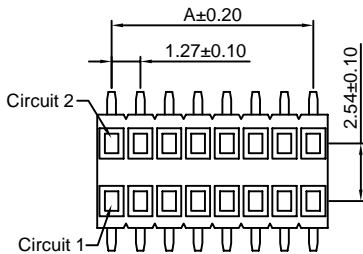
Unit: mm

A1276HWV-S-2xXP-H85-Y

1.27x2.54mm Pitch 180° Dual Row Female Header - SMT TYPE

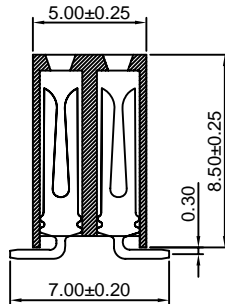
Reference Informations:

- *Material: Pin: Phosphor Bronze/Gold over Nickel
Insulator: Nylon 6T, UL94V-0
- *Mates with CJT A1276 series Dual Row Pin Header
- Optional Gold plating available but MOQ requested
- *Color: Black



Ordering Information:
A1276HWV-S-2xXP-H85-Y - *** - ***
1 2 3

1. Part No.
2. Material:
(Blank): Nylon 6T, UL94V-0
GWT: Nylon 6T, UL94V-0, GWT 750 °C
3. Finish:
(blank): Gold-flash
G15: 15µin (0.38µm) MIN. Select Gold (Mating Area)
100µin (2.54µm) MIN. Select Tin
G30: 30µin (0.76µm) MIN. Select Gold (Mating Area)
100µin (2.54µm) MIN. Select Tin
I: Tin over Nickel



Ordering Information & Dimensions:

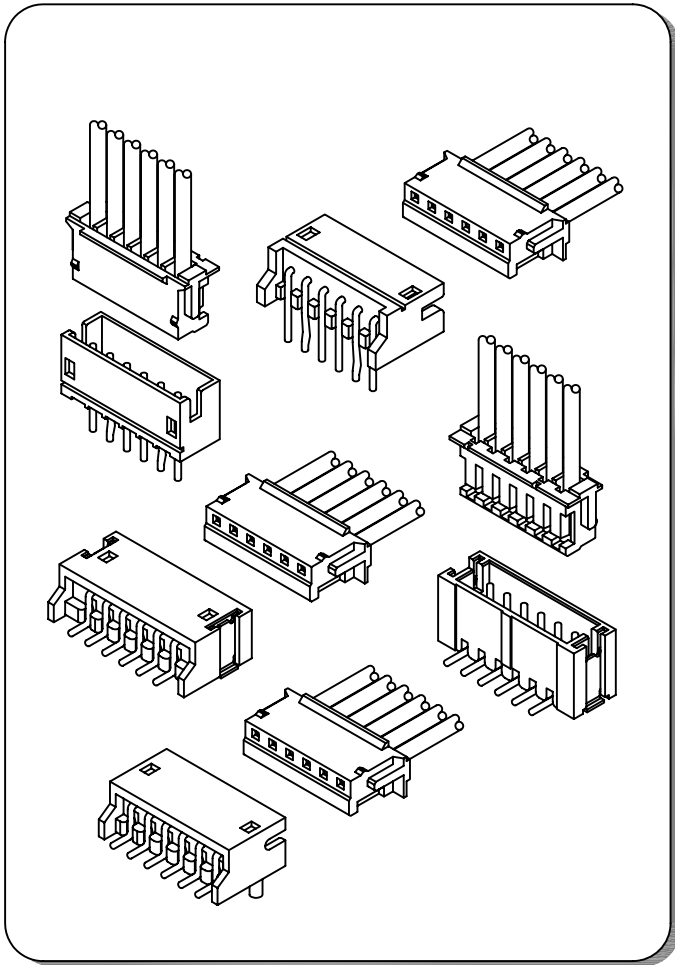
PART NO.	Dimensions		PART NO.	Dimensions	
	A	B		A	B
2x2P	1.27	2.54	2x27P	33.02	34.29
2x3P	2.54	3.81	2x28P	34.29	35.56
2x4P	3.81	5.08	2x29P	35.56	36.83
2x5P	5.08	6.35	2x30P	36.83	38.10
2x6P	6.35	7.62	2x31P	38.10	39.37
2x7P	7.62	8.89	2x32P	39.37	40.64
2x8P	8.89	10.16	2x33P	40.64	41.91
2x9P	10.16	11.43	2x34P	41.91	43.18
2x10P	11.43	12.70	2x35P	43.18	44.45
2x11P	12.70	13.97	2x36P	44.45	45.72
2x12P	13.97	15.24	2x37P	45.72	46.99
2x13P	15.24	16.51	2x38P	46.99	48.26
2x14P	16.51	17.78	2x39P	48.26	49.53
2x15P	17.78	19.05	2x40P	49.53	50.80
2x16P	19.05	20.32	2x41P	50.80	52.07
2x17P	20.32	21.59	2x42P	52.07	53.34
2x18P	21.59	22.86	2x43P	53.34	54.61
2x19P	22.86	24.13	2x44P	54.61	55.88
2x20P	24.13	25.40	2x45P	55.88	57.15
2x21P	25.40	26.67	2x46P	57.15	58.42
2x22P	26.67	27.94	2x47P	58.42	59.69
2x23P	27.94	29.21	2x48P	59.69	60.96
2x24P	29.21	30.48	2x49P	60.96	62.23
2x25P	30.48	31.75	2x50P	62.23	63.50
2x26P	31.75	33.02			

Unit: mm

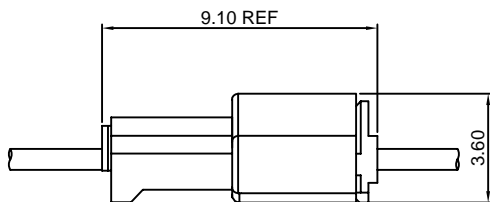
Specifications

- Current rating: 1A AC, DC
- Voltage rating: 100V AC, DC
- Temperature range: -40°C ~ +105°C
- Contact resistance: 20mΩ Max.
- Insulation resistance: 500MΩ Min.
- Withstanding voltage: 500V AC/minute
- *Compliant with RoHS and REACH*
- *Meet the HF/Halogen Free, need to customize*
- *Contact CJT for details*

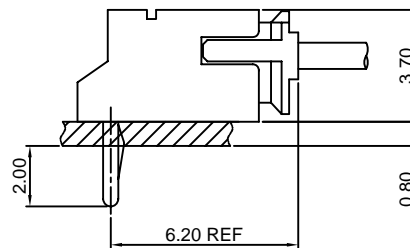
Standards



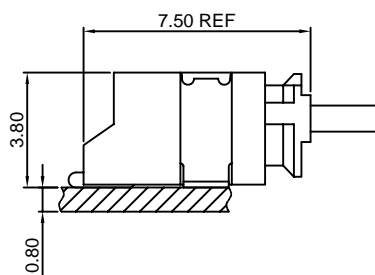
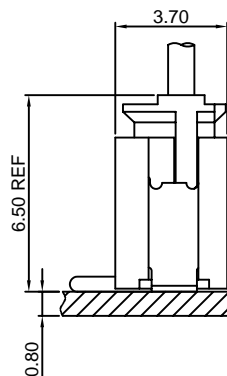
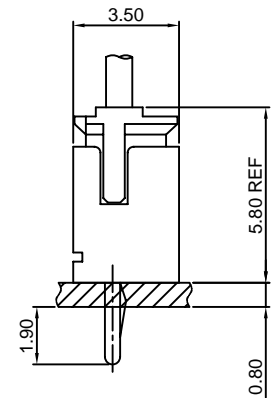
Assembly layout



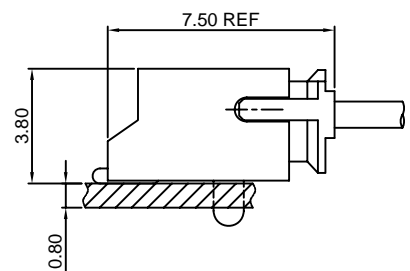
wire to wire



DIP TYPE



SMT TYPE

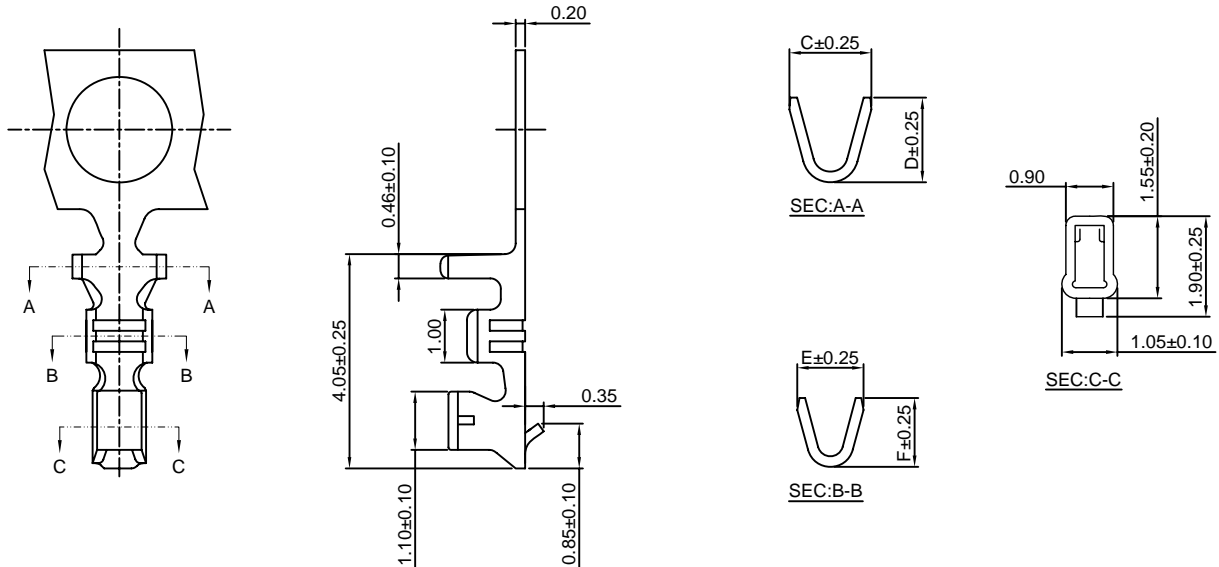


A1501-T

1.50mm pitch Crimp Terminal

Reference Informations:

*Used in CJT A1501H-XP series Housing



Ordering information & Specifications:

Unit:mm

Part NO.	Wire Range	Insulation O.D.	Material	Finish	C	D	E	F	Qty/reel
A1501-TP	AWG#26-#32	1.10mm(max)	Phosphor Bronze	Tin over Nickel	1.55	1.60	1.25	1.30	10,000 PCS
A1501-GP	AWG#26-#32	1.10mm(max)	Phosphor Bronze	Gold over Nickel	1.55	1.60	1.25	1.30	10,000 PCS
A1501-TP-H	AWG#24-#30	1.50mm(max)	Phosphor Bronze	Tin over Nickel	1.80	1.85	1.25	1.30	15,000 PCS
A1501-GP-H	AWG#24-#30	1.50mm(max)	Phosphor Bronze	Gold over Nickel	1.80	1.85	1.25	1.30	15,000 PCS

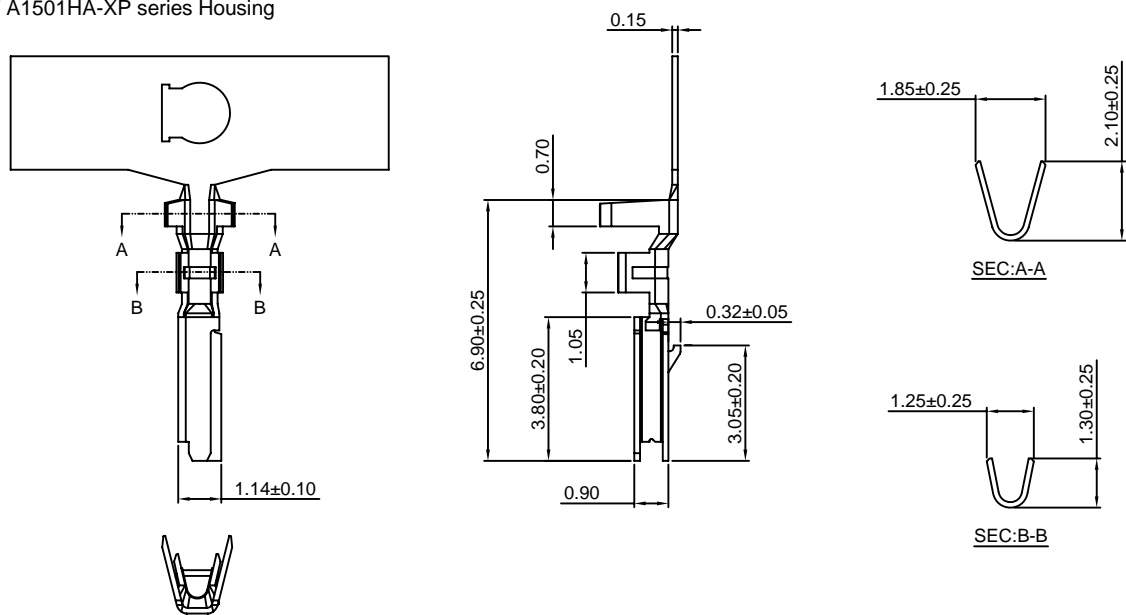
Optional Gold plating available but MOQ requested

A1501-T-A

1.50mm pitch Crimp Terminal

Reference Informations:

*Used in CJT A1501HA-XP series Housing



Ordering information & Specifications:

Unit:mm

Part NO.	Wire Range	Insulation O.D.	Material	Finish	Qty/reel
A1501-TP-A	AWG#24-#28	1.28mm(max)	Phosphor Bronze	Tin over Nickel	10,000 PCS
A1501-GP-A	AWG#24-#28	1.28mm(max)	Phosphor Bronze	Gold over Nickel	10,000 PCS

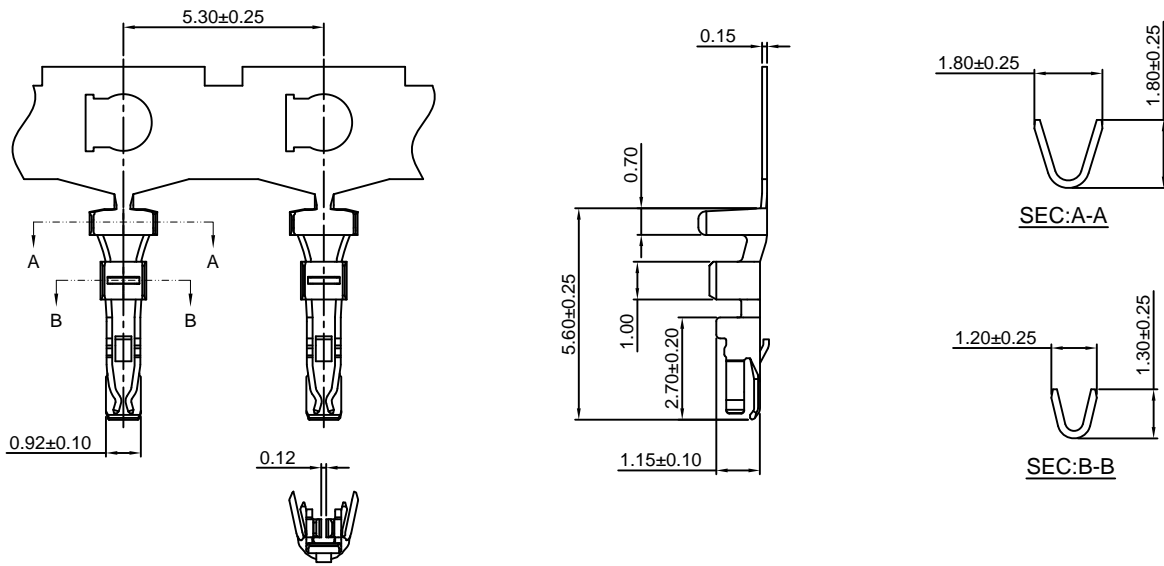
Optional Gold plating available but MOQ requested

A1501-T-B

1.50mm pitch Crimp Terminal

Reference Informations:

*Used in CJT A1501HB-XP series Housing



Ordering information & Specifications:

Unit:mm

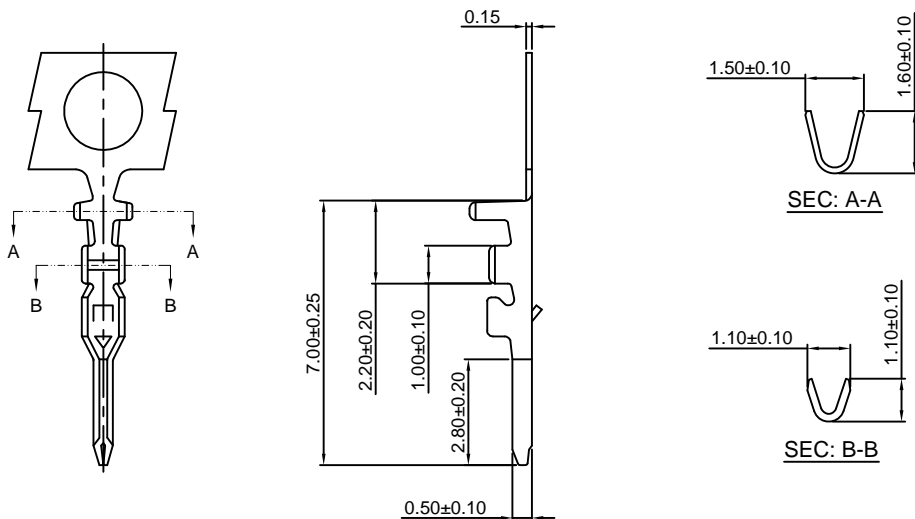
Part NO.	Wire Range	Insulation O.D.	Material	Finish	Qty/reel
A1501-GP-B	AWG#28-#32	1.10mm(max)	Phosphor Bronze	Gold over Nickel	10,000 PCS

A1501M-T

1.50mm pitch Crimp Terminal

Reference Informations:

*Used in CJT A1501HM-XP series Housing



Ordering information & Specifications:

Unit:mm

Part NO.	Wire Range	Insulation O.D.	Material	Finish	Qty/reel
A1501M-TP	AWG#28-#32	0.90mm(max)	Phosphor Bronze	Tin over Nickel	15,000 PCS
A1501M-GP	AWG#28-#32	0.90mm(max)	Phosphor Bronze	Gold over Nickel	15,000 PCS

Optional Gold plating available but MOQ requested

A1501H-XP

1.50mm pitch Housing

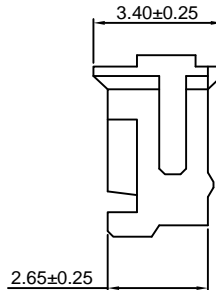
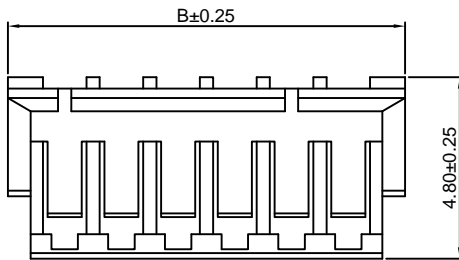
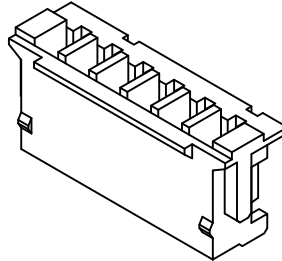
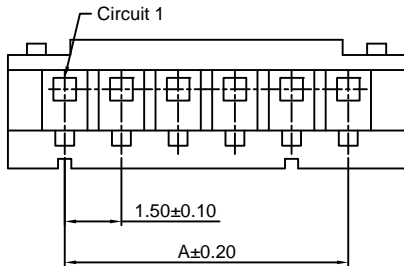
Reference Informations:

- *Material:Nylon 66,UL94V-0
- *Suitable CJT A1501-T(H) series Terminal
- *Mates with CJT A1501HM-XP series Housing and A1501WV,WR,WV-S,WR-S-XP series Wafer
- *Color:White

Ordering Information:

A1501H-XP - *** - ***
 1 2 3

- 1.Part No.
- 2.Material:
 (Blank):Nylon 66,UL94V-0
 GWT:Nylon 66,UL94V-0 GWT 750 °C
- 3.Color:
 (Blank):White
 BK:Black GY:Gray
 RD:Red LE:Light blue
 BL:Blue LY:Lemon yellow
 GN:Green DO:Dark orange



Ordering Information & Dimensions:

PART NO.	Dimensions	
	A	B
2P	1.50	4.50
3P	3.00	6.00
4P	4.50	7.50
5P	6.00	9.00
6P	7.50	10.50
7P	9.00	12.00
8P	10.50	13.50
9P	12.00	15.00
10P	13.50	16.50
11P	15.00	18.00
12P	16.50	19.50
13P	18.00	21.00
15P	21.00	24.00

Unit: mm

A1501HA-XP

1.50mm pitch Housing

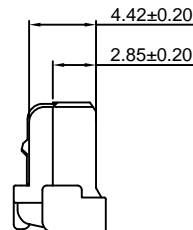
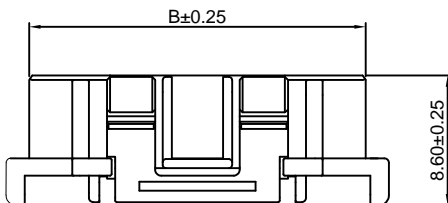
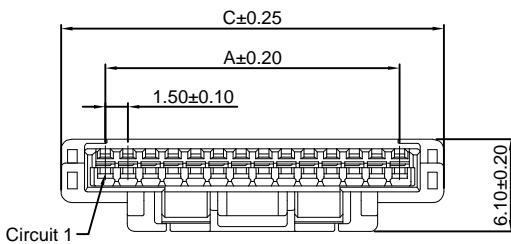
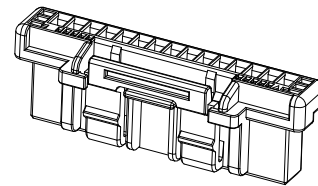
Reference Informations:

- *Material:PBT,UL94V-0
- *Suitable CJT A1501-T-A series Terminal
- *Mates with CJT A1501WVA-S,WRA-S-XP series Wafer
- *Color:Beige

Ordering Information:

A1501HA-XP - ***
 1 2

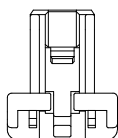
- 1.Part No.
- 2.Material:
 (Blank):PBT,UL94V-0
 GWT:PBT,UL94V-0 GWT 750 °C



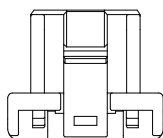
Ordering Information & Dimensions:

PART NO.	Dimensions		
	A	B	C
2P	1.50	4.25	7.30
3P	3.00	5.75	8.80
4P	4.50	7.25	10.30
5P	6.00	8.75	11.80
6P	7.50	10.25	13.30
7P	9.00	11.75	14.80
8P	10.50	13.25	16.30
9P	12.00	14.75	17.80
10P	13.50	16.25	19.30
11P	15.00	17.75	20.80
12P	16.50	19.25	22.30
13P	18.00	20.75	23.80
14P	19.50	22.25	25.30
15P	21.00	23.75	26.80

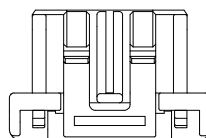
Unit: mm



2P,3P



4P,5P



6P~15P

A1501HB-XP

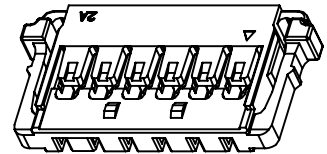
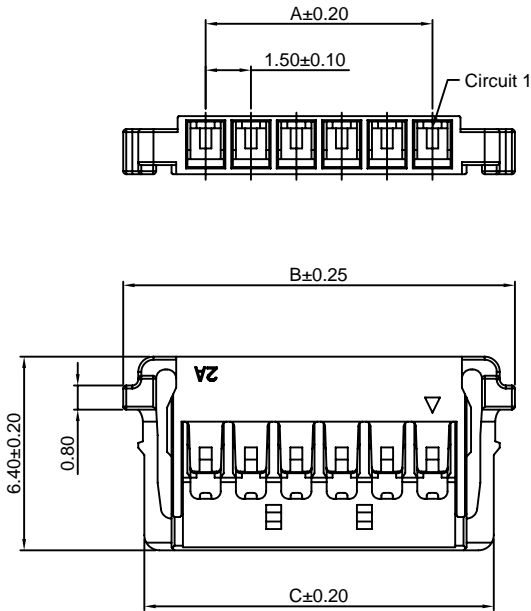
1.50mm pitch Housing

Reference Informations:

- *Material:Nylon 66,UL94V-0
- *Suitable CJT A1501-T-B series Terminal
- *Mates with CJT A1501WRB-S-XP series Wafer
- *Color:Black

Ordering Information:

- A1501HB-XP - ***
 1 2
- 1.Part No.
 - 2.Material:
 (Blank):Nylon 66,UL94V-0
 GWT:Nylon 66,UL94V-0 GWT 750 °C



Ordering Information & Dimensions:

PART NO.	Dimensions		
	A	B	C
2P	1.50	6.95	5.55
3P	3.00	8.45	7.05
4P	4.50	9.95	8.55
5P	6.00	11.45	10.05
6P	7.50	12.95	11.55
7P	9.00	14.45	13.05
8P	10.50	15.95	14.55
9P	12.00	17.45	16.05
10P	13.50	18.95	17.55
11P	15.00	20.45	19.05
12P	16.50	21.95	20.55

Unit: mm

A1501HM-XP

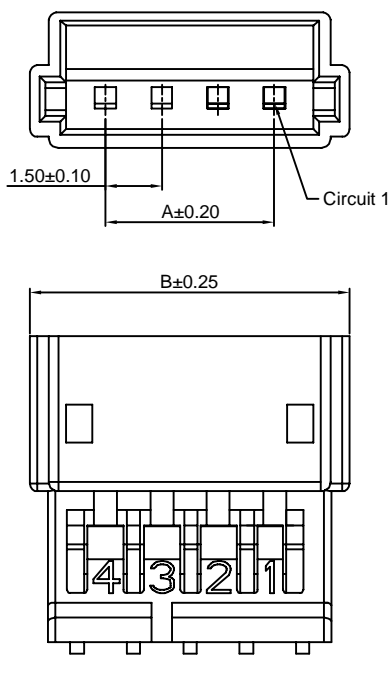
1.50mm pitch Housing

Reference Informations:

- *Material:Nylon 66,UL94V-0
- *Suitable CJT A1501M-T series Terminal
- *Mates with CJT A1501H-XP series Housing
- *Color:White

Ordering Information:

- A1501HM-XP - ***
 1 2
- 1.Part No.
 - 2.Material:
 (Blank):Nylon 66,UL94V-0
 GWT:Nylon 66,UL94V-0 GWT 750 °C



Ordering Information & Dimensions:

PART NO.	Dimensions	
	A	B
2P	1.50	5.55
3P	3.00	7.05
4P	4.50	8.55
5P	6.00	10.05
6P	7.50	11.55
7P	9.00	13.05
8P	10.50	14.55
9P	12.00	16.05
10P	13.50	17.55
11P	15.00	19.05
12P	16.50	20.55
13P	18.00	22.05

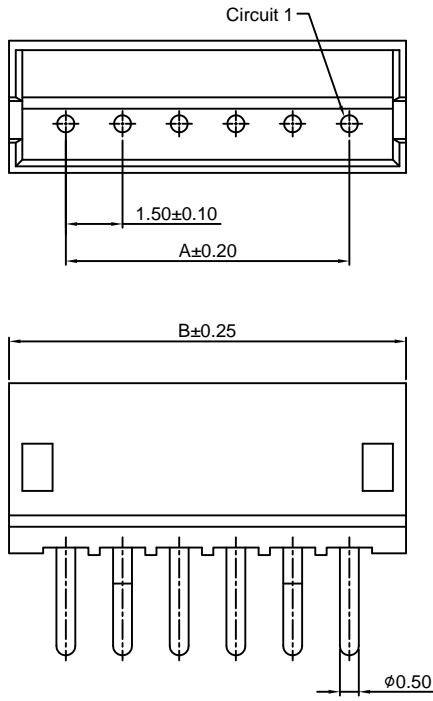
Unit: mm

A1501WV-XP

1.50mm pitch 180° Wafer

Reference Informations:

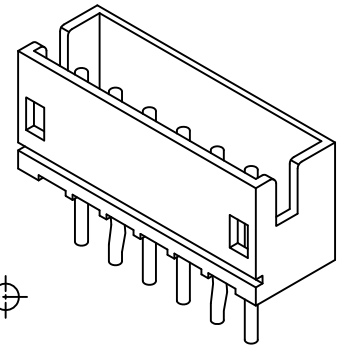
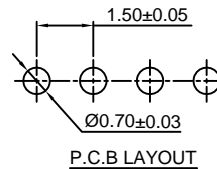
- *Material: Pin: Brass/Tin over Nickel
Insulator: Nylon 66, UL94V-0
- *Mates with CJT A1501H-XP series Housing
- *Color: Ivory



Ordering Information:

A1501WV-XP - *** - ** - **
1 2 3 4

1. Part No.
2. Material:
(Blank): Nylon 66, UL94V-0
GWT: Nylon 66, UL94V-0, GWT 750 °C
3. Color:
(blank): Ivory
BK: Black
RD: Red
BL: Blue
GN: Green
YL: Yellow
4. Finish:
(Blank): Tin over Nickel
G: Gold over Nickel



Ordering Information & Dimensions:

PART NO.	Dimensions	
	A	B
2P	1.50	4.50
3P	3.00	6.00
4P	4.50	7.50
5P	6.00	9.00
6P	7.50	10.50
7P	9.00	12.00
8P	10.50	13.50
9P	12.00	15.00
10P	13.50	16.50
11P	15.00	18.00
12P	16.50	19.50
13P	18.00	21.00
15P	21.00	24.00

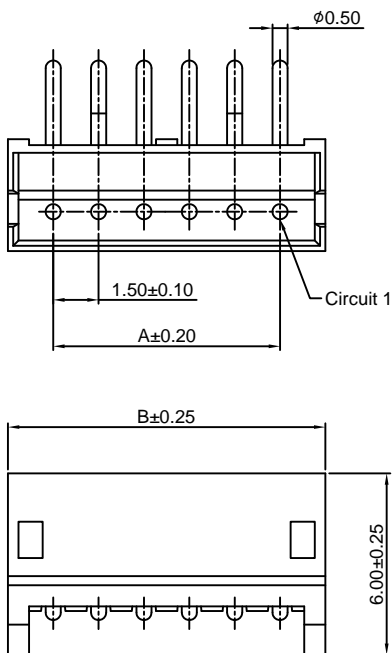
Unit: mm

A1501WR-XP

1.50mm pitch 90° Wafer

Reference Informations:

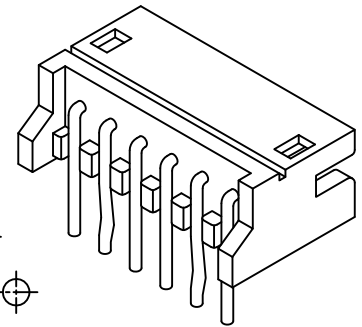
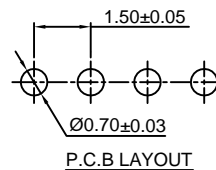
- *Material: Pin: Brass/Tin over Nickel
Insulator: Nylon 66, UL94V-0
- *Mates with CJT A1501H-XP series Housing
- *Color: Ivory



Ordering Information:

A1501WR-XP - *** - ** - **
1 2 3 4

1. Part No.
2. Material:
(Blank): Nylon 66, UL94V-0
GWT: Nylon 66, UL94V-0, GWT 750 °C
3. Color:
(blank): Ivory
BK: Black
RD: Red
BL: Blue
GN: Green
YL: Yellow
4. Finish:
(Blank): Tin over Nickel
G: Gold over Nickel



Ordering Information & Dimensions:

PART NO.	Dimensions	
	A	B
2P	1.50	4.50
3P	3.00	6.00
4P	4.50	7.50
5P	6.00	9.00
6P	7.50	10.50
7P	9.00	12.00
8P	10.50	13.50
9P	12.00	15.00
10P	13.50	16.50
11P	15.00	18.00
12P	16.50	19.50
13P	18.00	21.00
15P	21.00	24.00

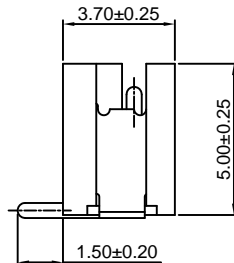
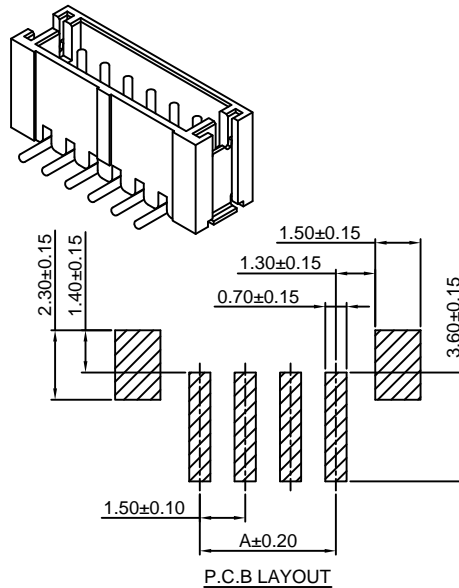
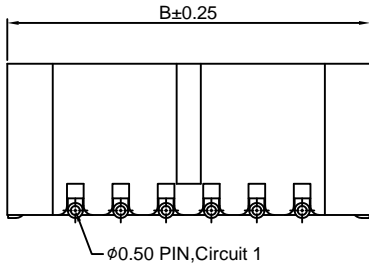
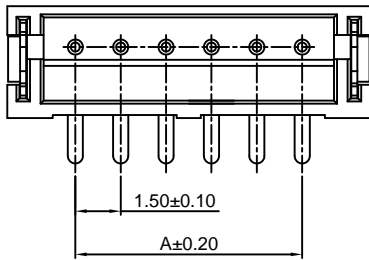
Unit: mm

A1501WV-S-XP

1.50mm pitch 180° Wafer-SMT TYPE

Reference Informations:

- *Material: Pin: Brass/Tin over Nickel
Solder Tabs: Brass/Gold over Nickel
Insulator: Nylon 6T, UL94V-0
Cap: Nylon 6T, UL94V-0
- *Mates with CJT A1501H-XP series Housing
- *Color: Ivory



Ordering Information:

A1501WV-S-XP - *** - ** - **
1 2 3 4

1. Part No.
2. Material:
(Blank): Nylon 6T, UL94V-0
GWT: Nylon 6T, UL94V-0, GWT 750 °C
3. Color:
(Blank): Ivory
BK: Black DH: Dark gray
RD: Red LE: Light blue
BL: Blue LY: Lemon yellow
GN: Green DO: Dark orange
4. Finish:
(Blank): Tin over Nickel
G: Gold over Nickel

Ordering Information & Dimensions:

PART NO.	Dimensions	
	A	B
2P	1.50	6.00
3P	3.00	7.50
4P	4.50	9.00
5P	6.00	10.50
6P	7.50	12.00
7P	9.00	13.50
8P	10.50	15.00
9P	12.00	16.50
10P	13.50	18.00
11P	15.00	19.50
12P	16.50	21.00
13P	18.00	22.50

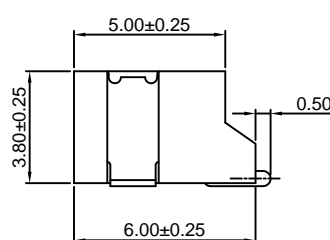
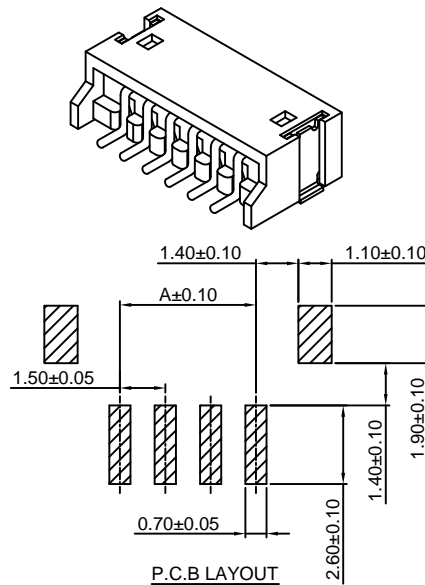
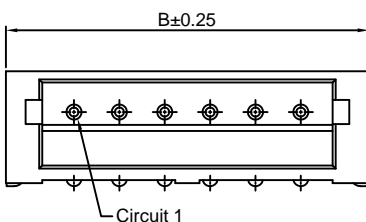
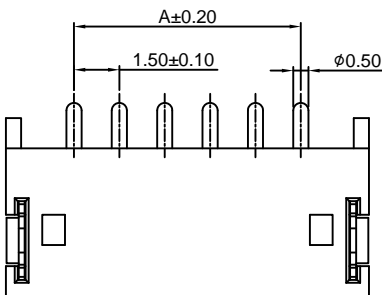
Unit: mm

A1501WR-S-XP

1.50mm pitch 90° Wafer-SMT TYPE

Reference Informations:

- *Material: Pin: Brass/Tin over Nickel
Solder Tabs: Brass/Gold over Nickel
Insulator: Nylon 6T, UL94V-0
- *Mates with CJT A1501H-XP series Housing
- *Color: Ivory



Ordering Information:

A1501WR-S-XP - *** - ** - **
1 2 3 4

1. Part No.
2. Material:
(Blank): Nylon 6T, UL94V-0
GWT: Nylon 6T, UL94V-0 GWT 750 °C
3. Color:
(Blank): Ivory
BK: Black DH: Dark gray
RD: Red LE: Light blue
BL: Blue LY: Lemon yellow
GN: Green DO: Dark orange
4. Finish:
(Blank): Tin over Nickel
G: Gold over Nickel

Ordering Information & Dimensions:

PART NO.	Dimensions	
	A	B
2P	1.50	6.00
3P	3.00	7.50
4P	4.50	9.00
5P	6.00	10.50
6P	7.50	12.00
7P	9.00	13.50
8P	10.50	15.00
9P	12.00	16.50
10P	13.50	18.00
11P	15.00	19.50
12P	16.50	21.00
13P	18.00	22.50

Unit: mm

A1501WR-S-XP-A

1.50mm pitch 90° Wafer DIP SMT TYPE

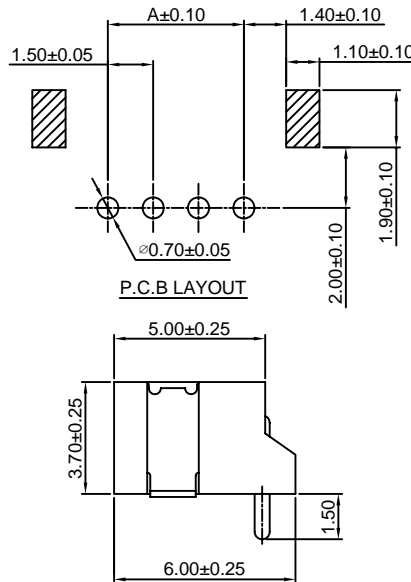
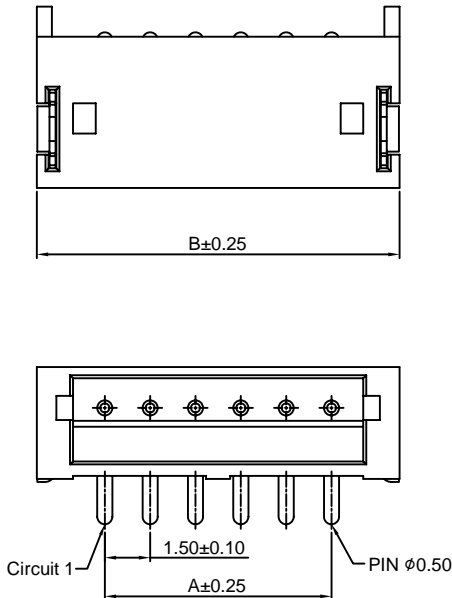
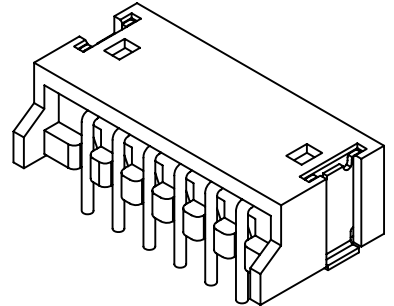
Reference Informations:

- *Material: Pin: Brass/Tin over Nickel
Solder Tabs: Brass/Gold over Nickel
Insulator: Nylon 6T, UL94V-0
- *Mates with CJT A1501H-XP series Housing
- *Color: Ivory

Ordering Information:

A1501WR-S-XP-A - *** - **
1 2 3

1. Part No.
2. Material:
(Blank): Nylon 6T, UL94V-0
GWT: Nylon 6T, UL94V-0 GWT 750 °C
3. Finish:
(Blank): Tin over Nickel
G: Gold over Nickel



Ordering Information & Dimensions:

PART NO.	Dimensions	
	A	B
2P	1.50	6.00
3P	3.00	7.50
4P	4.50	9.00
5P	6.00	10.50
6P	7.50	12.00
7P	9.00	13.50
8P	10.50	15.00
9P	12.00	16.50
10P	13.50	18.00
11P	15.00	19.50
12P	16.50	21.00
13P	18.00	22.50

Unit: mm

A1501WVA-S-XP

1.50mm pitch 180° Wafer-SMT TYPE

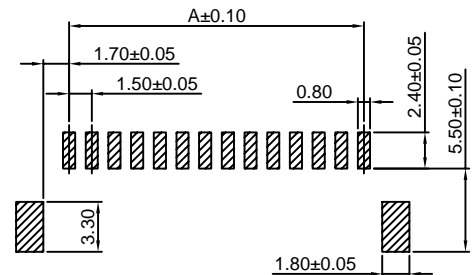
Reference Informations:

- *Material: Pin: Phosphor Bronze/Tin over Nickel
Solder Tabs: Brass/Tin over Nickel
Insulator: LCP, UL94V-0
- *Mates with CJT A1501HA-XP series Housing
- *Color: Ivory

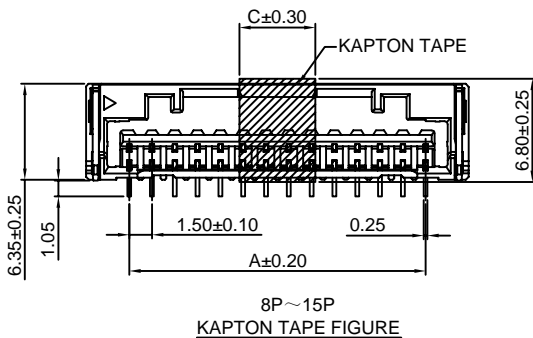
Ordering Information:

A1501WVA-S-XP - *** - **
1 2 3

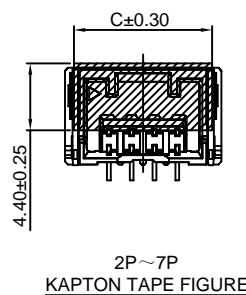
1. Part No.
2. Material:
(blank): LCP, UL94V-0
GWT: LCP, UL94V-0 GWT 750 °C
3. Finish:
(Blank): Tin over Nickel
G: Gold over Nickel



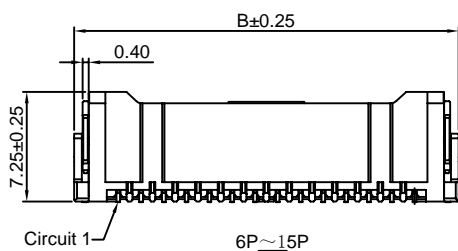
P.C.B LAYOUT



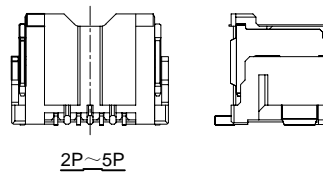
8P~15P
KAPTON TAPE FIGURE



2P~7P
KAPTON TAPE FIGURE



6P~15P



2P~5P

Ordering Information & Dimensions:

PART NO.	Dimensions		
	A	B	C
2P	1.50	7.30	6.10
3P	3.00	8.80	7.60
4P	4.50	10.30	9.10
5P	6.00	11.80	10.60
6P	7.50	13.30	12.10
7P	9.00	14.80	13.60
8P	10.50	16.30	5.00
9P	12.00	17.80	5.00
10P	13.50	19.30	5.00
11P	15.00	20.80	5.00
12P	16.50	22.30	5.00
13P	18.00	23.80	5.00
14P	19.50	25.30	5.00
15P	21.00	26.80	5.00

Unit: mm

A1501WRA-S-XP

1.50mm pitch 90° Wafer-SMT TYPE

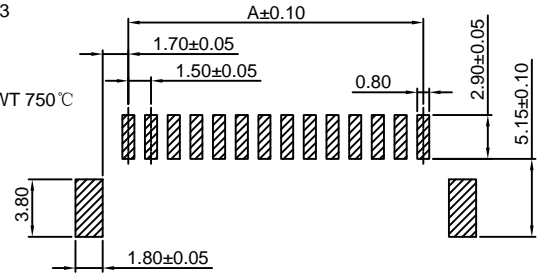
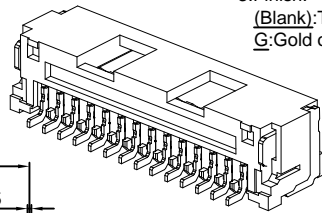
Reference Informations:

- *Material: Pin: Phosphor Bronze/Tin over Nickel
Solder Tabs: Brass/Tin over Nickel
Insulator: LCP, UL94V-0
- *Mates with CJT A1501HA-XP series Housing
- *Color: Ivory

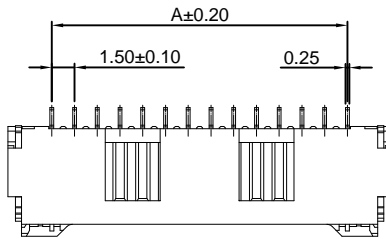
Ordering Information:

A1501WRA-S-XP - *** - **
1 2 3

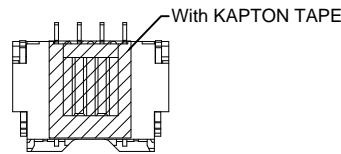
1. Part No.
2. Material:
(Blank): LCP, UL94V-0
GWT: LCP, UL94V-0 GWT 750°C
3. Finish:
(Blank): Tin over Nickel
G: Gold over Nickel



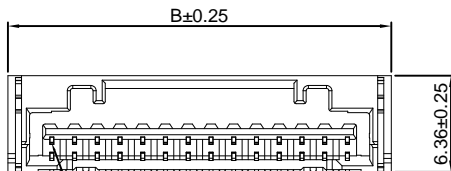
P.C.B LAYOUT



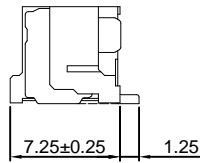
6P~15P



2P~5P



Circuit 1



Ordering Information & Dimensions:

PART NO.	Dimensions	
	A	B
2P	1.50	7.30
3P	3.00	8.80
4P	4.50	10.30
5P	6.00	11.80
6P	7.50	13.30
7P	9.00	14.80
8P	10.50	16.30
9P	12.00	17.80
10P	13.50	19.30
11P	15.00	20.80
12P	16.50	22.30
13P	18.00	23.80
14P	19.50	25.30
15P	21.00	26.80

Unit: mm

A1501WRB-S-XP

1.50mm pitch 90° Wafer-SMT TYPE

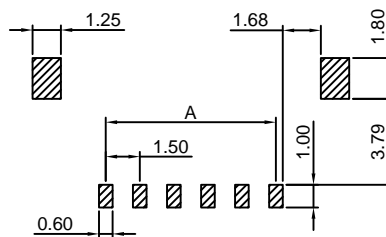
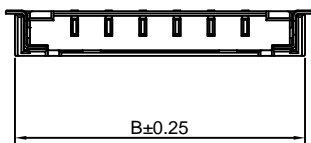
Reference Informations:

- *Material: Pin: Brass/Gold over Nickel
Insulator: Nylon 9T, UL94V-0
- *Mates with CJT A1501HB-XP series Housing
- *Color: Black

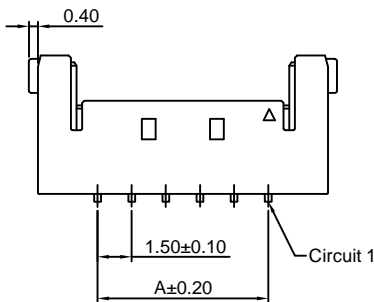
Ordering Information:

A1501WRB-S-XP - ***
1 2

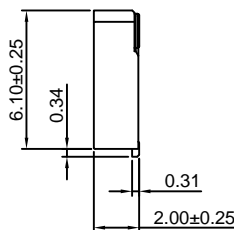
1. Part No.
2. Material:
(Blank): Nylon 9T, UL94V-0
GWT: Nylon 9T, UL94V-0, GWT 750°C



P.C.B LAYOUT



Circuit 1



Ordering Information & Dimensions:

PART NO.	Dimensions	
	A	B
2P	1.50	6.75
3P	3.00	8.25
4P	4.50	9.75
5P	6.00	11.25
6P	7.50	12.75
7P	9.00	14.25
8P	10.50	15.75
9P	12.00	17.25
10P	13.50	18.75
11P	15.00	20.25
12P	16.50	21.75

Unit: mm

A1501WVD-S-XP

1.50mm pitch 180° Wafer-SMT TYPE

Reference Informations:

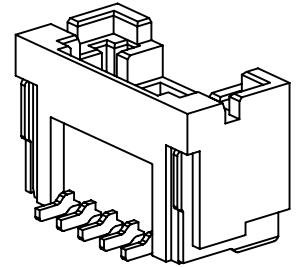
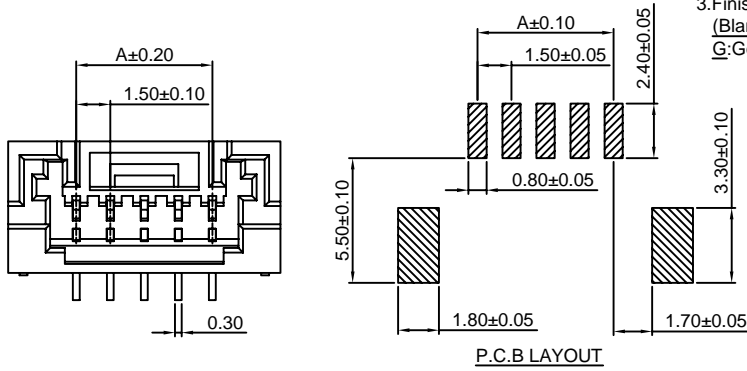
*Material:Pin:Phosphor Bronze/Tin over Nickel
Insulator:LCP,UL94V-0

*Color:Beige

Ordering Information:

A1501WVD-S-XP - *** - **
1 2 3

- 1.Part No.
- 2.Material:
(Blank):LCP,UL94V-0
GWT:LCP,UL94V-0 GWT 750 °C
- 3.Finish:
(Blank):Tin over Nickel
G:Gold over Nickel



Ordering Information & Dimensions:

PART NO.	Dimensions	
	A	B
2P	1.50	7.50
3P	3.00	9.00
4P	4.50	10.50
5P	6.00	12.00
6P	7.50	13.50
7P	9.00	15.00
8P	10.50	16.50
9P	12.00	18.00
10P	13.50	19.50
11P	15.00	21.00
12P	16.50	22.50
13P	18.00	24.00
14P	19.50	25.50
15P	21.00	27.00
16P	22.50	28.50

Unit: mm

A1501WRD-S-XP

1.50mm pitch 90° Wafer-SMT TYPE

Reference Informations:

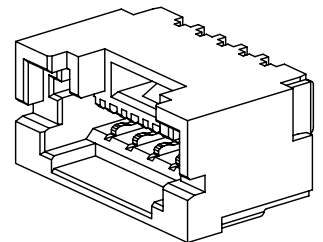
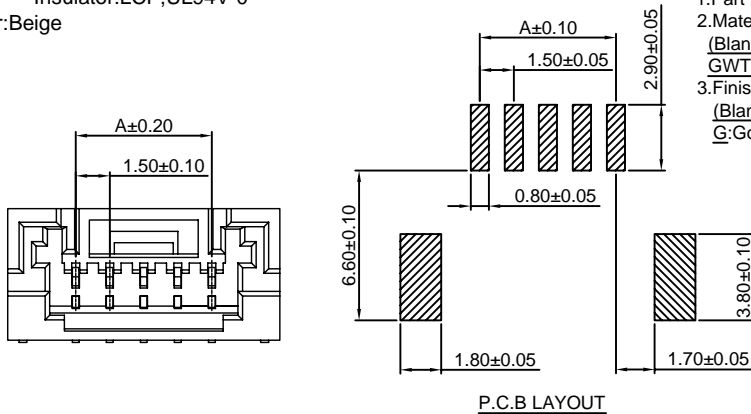
*Material:Pin:Phosphor Bronze/Tin over Nickel
Insulator:LCP,UL94V-0

*Color:Beige

Ordering Information:

A1501WRD-S-XP - *** - **
1 2 3

- 1.Part No.
- 2.Material:
(Blank):LCP,UL94V-0
GWT:LCP,UL94V-0 GWT 750 °C
- 3.Finish:
(Blank):Tin over Nickel
G:Gold over Nickel



Ordering Information & Dimensions:

PART NO.	Dimensions	
	A	B
2P	1.50	7.50
3P	3.00	9.00
4P	4.50	10.50
5P	6.00	12.00
6P	7.50	13.50
7P	9.00	15.00
8P	10.50	16.50
9P	12.00	18.00
10P	13.50	19.50
11P	15.00	21.00
12P	16.50	22.50
13P	18.00	24.00
14P	19.50	25.50
15P	21.00	27.00
16P	22.50	28.50

Unit: mm

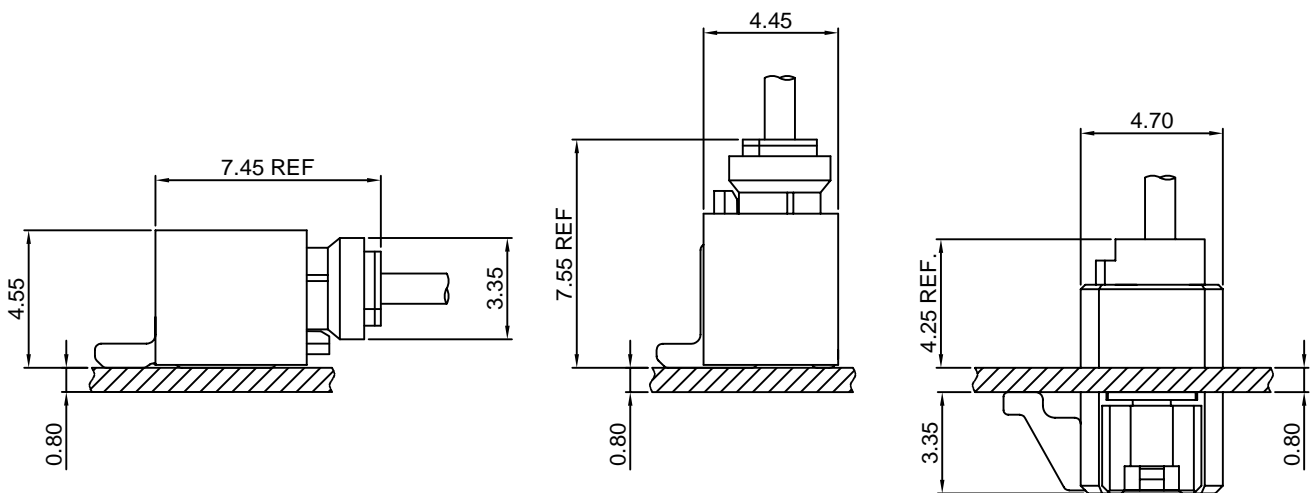
Specifications

- Current rating:3A AC,DC
- Voltage rating:350V AC,DC
- Temperature range:-40°C~+105°C
- Contact resistance:20mΩMax.
- Insulation resistance:1000MΩMin.
- Withstanding voltage:500V AC/minute
- *Compliant with RoHS and REACH*
- *Meet the HF/Halogen Free,need to customize*
- *Contact CJT for details*

Standards



Assembly layout

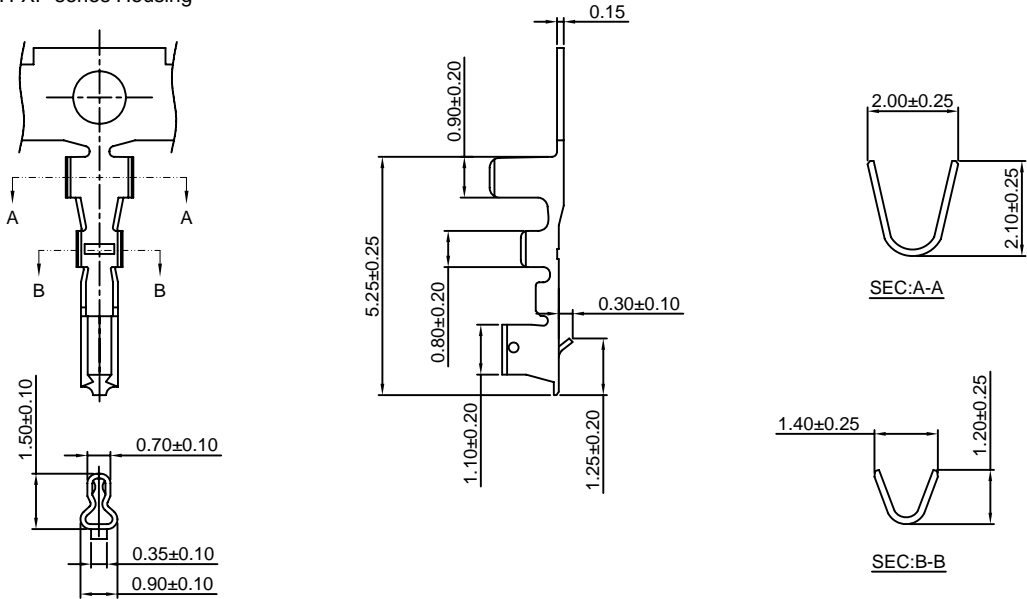


A1502-T

1.50mm pitch Crimp Terminal

Reference Informations:

*Used in CJT A1502H-XP series Housing



Ordering information & Specifications:

Unit:mm

Part NO.	Wire Range	Insulation O.D.	Material	Finish	Qty/reel
A1502-TP	AWG#24-#28	1.10mm(max)	Phosphor Bronze	Tin over Nickel	10,000 PCS
A1502-GP	AWG#24-#28	1.10mm(max)	Phosphor Bronze	Gold over Nickel	10,000 PCS

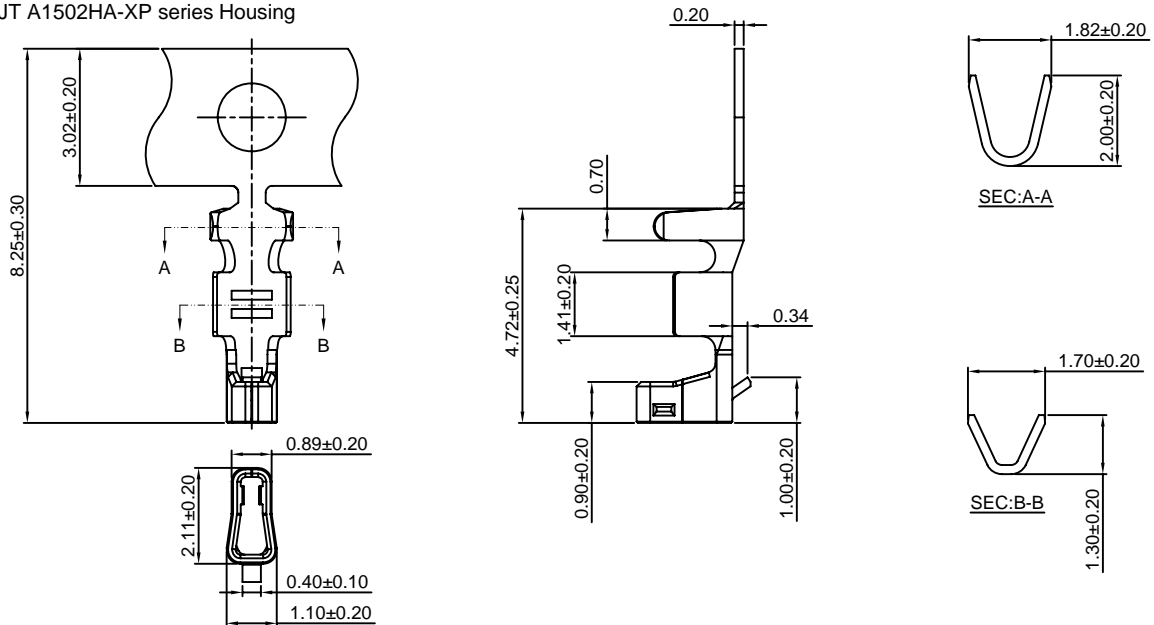
Optional Gold plating available but MOQ requested

A1502-T-A

1.50mm pitch Crimp Terminal

Reference Informations:

*Used in CJT A1502HA-XP series Housing



Ordering information & Specifications:

Unit:mm

Part NO.	Wire Range	Insulation O.D.	Material	Finish	Qty/reel
A1502-TP-A	AWG#24-#28	1.10mm(max)	Phosphor Bronze	Tin over Nickel	10,000 PCS
A1502-GP-A	AWG#24-#28	1.10mm(max)	Phosphor Bronze	Gold over Nickel	10,000 PCS

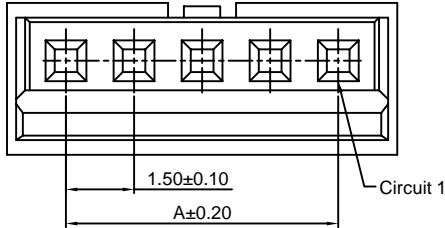
Optional Gold plating available but MOQ requested

A1502H-XP

1.50mm pitch Housing

Reference Informations:

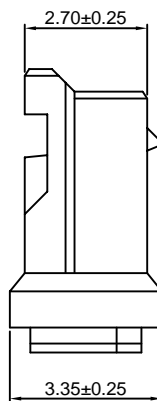
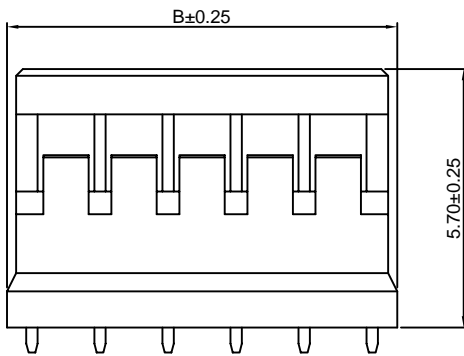
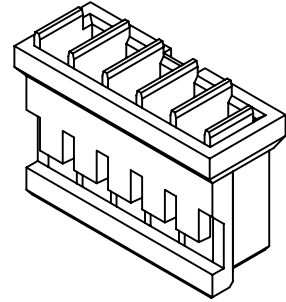
- *Material:Nylon 66,UL94V-0
- *Suitable CJT A1502-T series Terminal
- *Mates with CJT A1502WV,WR,WV-S,WR-S,WVA,WRA-XP series Wafer
- *Color:White



Ordering Information:

A1502H-XP - ** - ***
 1 2 3

- 1.Part No.
- 2.Color:
 (blank) : White
 BK : Black
- 3.Material:
 (Blank):Nylon 66,UL94V-0
 GWT :Nylon 66,UL94V-0 GWT 750 °C



Ordering Information & Dimensions:

PART NO.	Dimensions	
	A	B
2P	1.50	4.10
3P	3.00	5.60
4P	4.50	7.10
5P	6.00	8.60
6P	7.50	10.10
7P	9.00	11.60
8P	10.50	13.10
9P	12.00	14.60
10P	13.50	16.10
11P	15.00	17.60
12P	16.50	19.10
13P	18.00	20.60
14P	19.50	22.10
15P	21.00	23.60

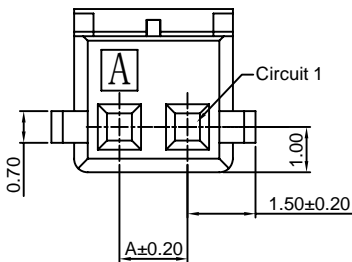
Unit: mm

A1502HA-XP

1.50mm pitch Housing

Reference Informations:

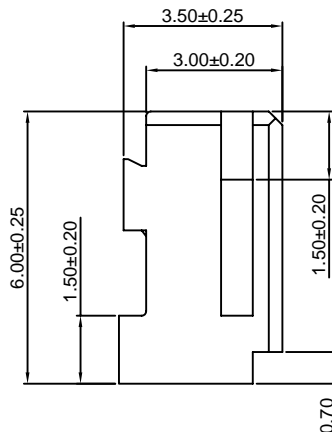
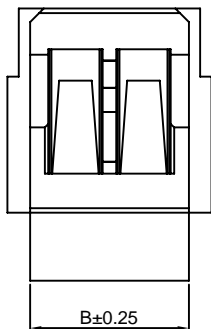
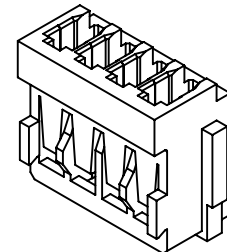
- *Material:Nylon 66,UL94V-0
- *Suitable CJT A1502-T-A series Terminal
- *Mates with CJT A1502WVA-IT-S-XP series Wafer
- *Color:White



Ordering Information:

A1502HA-XP - ** - ***
 1 2 3

- 1.Part No.
- 2.Color:
 (blank) : White
 BL : Blue
- 3.Material:
 (Blank):Nylon 66,UL94V-0
 GWT :Nylon 66,UL94V-0 GWT 750 °C



Ordering Information & Dimensions:

PART NO.	Dimensions	
	A	B
2P	1.50	3.50
3P	3.00	5.00
4P	4.50	6.50
5P	6.00	8.00
6P	7.50	9.50
7P	9.00	11.00
8P	10.50	12.50
9P	12.00	14.00
10P	13.50	15.50
11P	15.00	17.00
12P	16.50	18.50
13P	18.00	20.00
14P	19.50	21.50
15P	21.00	23.00
16P	22.50	24.50
17P	24.00	26.00
18P	25.50	27.50
19P	27.00	29.00
20P	28.50	30.50

Unit: mm

A1502WV-XP

1.50mm pitch 180° Wafer

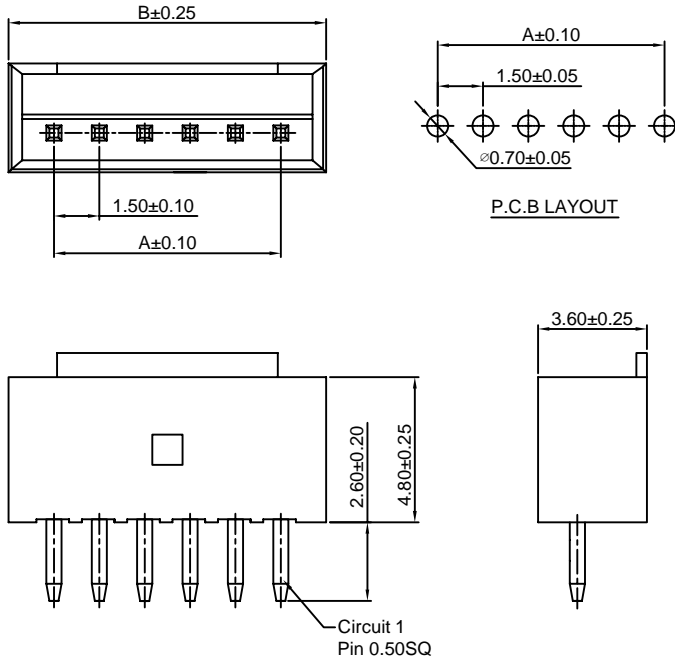
Reference Informations:

- *Material:Pin:Brass/Tin over Nickel
Insulator:Nylon 66,UL94V-0
- *Mates with CJT A1502H-XP series Housing
- *Color:White

Ordering Information:

A1502WV-XP - *** - ** - **
1 2 3 4

- 1.Part No.
- 2.Material:
(Blank):Nylon 66,UL94V-0
GWT:Nylon 66,UL94V-0 GWT 750 °C
- 3.Color:
(blank):White
BK:Black
- 4.Finish:
(Blank):Tin over Nickel
G:Gold over Nickel



Ordering Information & Dimensions:

PART NO.	Dimensions	
	A	B
2P	1.50	4.50
3P	3.00	6.00
4P	4.50	7.50
5P	6.00	9.00
6P	7.50	10.50
7P	9.00	12.00
8P	10.50	13.50
9P	12.00	15.00
10P	13.50	16.50
11P	15.00	18.00
12P	16.50	19.50
13P	18.00	21.00
14P	19.50	22.50
15P	21.00	24.00

Unit: mm

A1502WR-XP

1.50mm pitch 90° Wafer

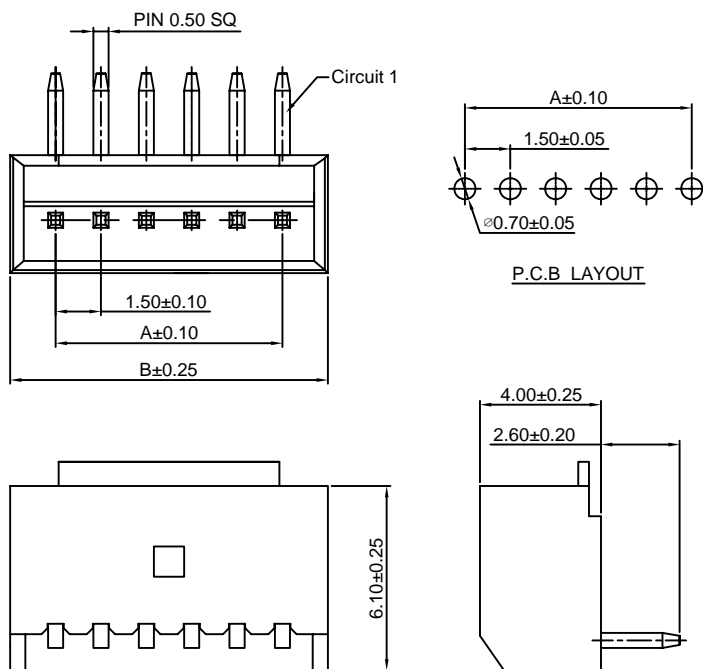
Reference Informations:

- *Material:Pin:Brass/Tin over Nickel
Insulator:Nylon 66,UL94V-0
- *Mates with CJT A1502H-XP series Housing
- *Color:White

Ordering Information:

A1502WR-XP - *** - ** - **
1 2 3 4

- 1.Part No.
- 2.Material:
(Blank):Nylon 66,UL94V-0
GWT:Nylon 66,UL94V-0 GWT 750 °C
- 3.Color:
(blank):White
BK:Black
- 4.Finish:
(Blank):Tin over Nickel
G:Gold over Nickel



Ordering Information & Dimensions:

PART NO.	Dimensions	
	A	B
2P	1.50	4.50
3P	3.00	6.00
4P	4.50	7.50
5P	6.00	9.00
6P	7.50	10.50
7P	9.00	12.00
8P	10.50	13.50
9P	12.00	15.00
10P	13.50	16.50
11P	15.00	18.00
12P	16.50	19.50
13P	18.00	21.00
14P	19.50	22.50
15P	21.00	24.00

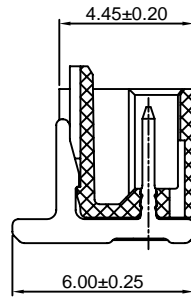
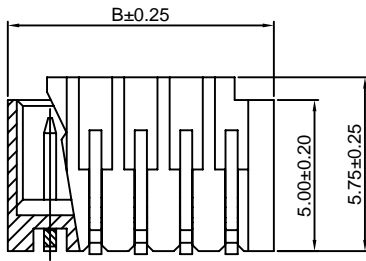
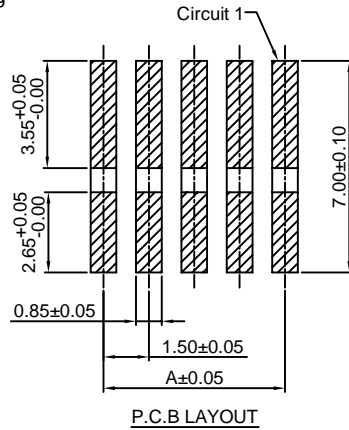
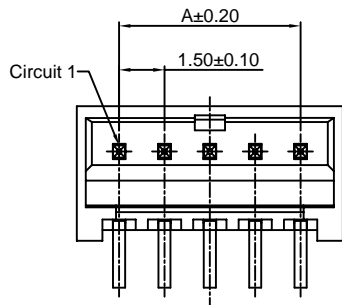
Unit: mm

A1502WV-S-XP

1.50mm pitch 180° Wafer-SMT TYPE

Reference Informations:

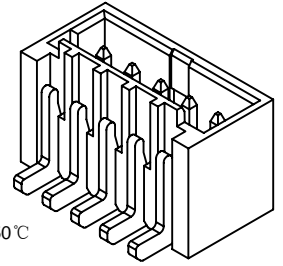
- *Material:Pin:Brass/Tin over Nickel
Insulator:Nylon 6T,UL94V-0
- *Mates with CJT A1502H-XP series Housing
- *Color:Ivory



Ordering Information:

A1502WV-S-XP - ^{***} - ^{**} - ^{**}

- 1.Part No.
- 2.Material:
(Blank):Nylon 66,UL94V-0
GWT:Nylon 66,UL94V-0,GWT 750°C
- 3.Color:
(blank):White
BK:Black
- 4.Finish:
(Blank):Tin over Nickel
G:Gold over Nickel



Ordering Information & Dimensions:

PART NO.	Dimensions	
	A	B
2P	1.50	4.30
3P	3.00	5.80
4P	4.50	7.30
5P	6.00	8.80
6P	7.50	10.30
7P	9.00	11.80
8P	10.50	13.30
9P	12.00	14.80
10P	13.50	16.30
11P	15.00	17.80
12P	16.50	19.30
13P	18.00	20.80
14P	19.50	22.30
15P	21.00	23.80

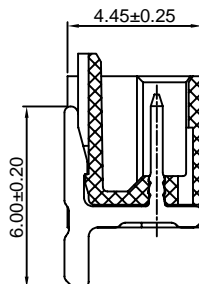
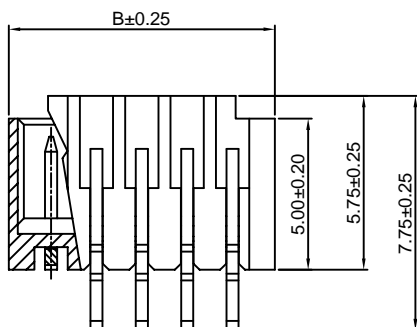
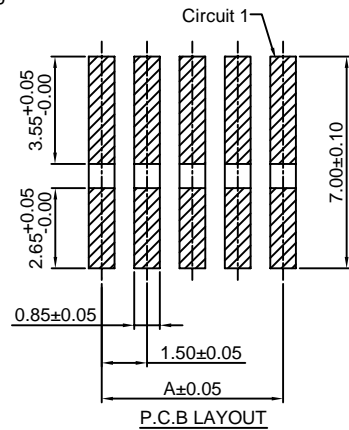
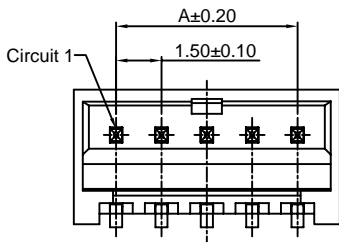
Unit: mm

A1502WR-S-XP

1.50mm pitch 90° Wafer-SMT TYPE

Reference Informations:

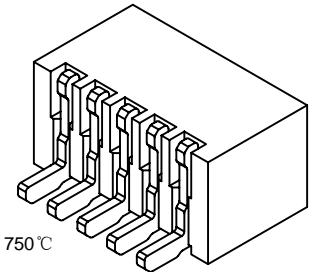
- *Material:Pin:Brass/Tin over Nickel
Insulator:Nylon 6T,UL94V-0
- *Mates with CJT A1502H-XP series Housing
- *Color:Ivory



Ordering Information:

A1502WR-S-XP - ^{***} - ^{**} - ^{**}

- 1.Part No.
- 2.Material:
(Blank):Nylon 66,UL94V-0
GWT:Nylon 66,UL94V-0,GWT 750°C
- 3.Color:
(blank):White
BK:Black
- 4.Finish:
(Blank):Tin over Nickel
G:Gold over Nickel



Ordering Information & Dimensions:

PART NO.	Dimensions	
	A	B
2P	1.50	4.30
3P	3.00	5.80
4P	4.50	7.30
5P	6.00	8.80
6P	7.50	10.30
7P	9.00	11.80
8P	10.50	13.30
9P	12.00	14.80
10P	13.50	16.30
11P	15.00	17.80
12P	16.50	19.30
13P	18.00	20.80
14P	19.50	22.30
15P	21.00	23.80

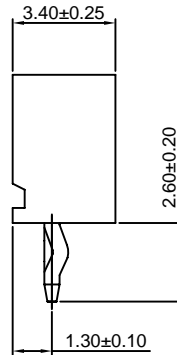
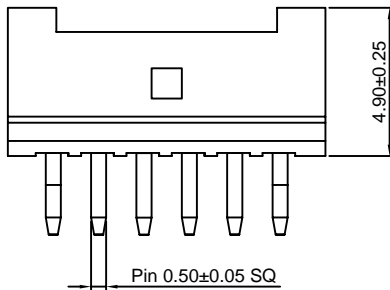
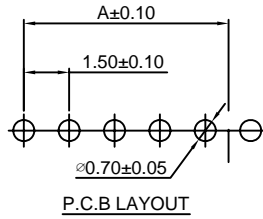
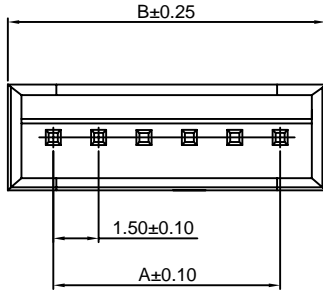
Unit: mm

A1502WVA-XP

1.50mm pitch 180° Wafer

Reference Informations:

- *Material:Pin:Brass/Tin over Nickel
Insulator:Nylon 66,UL94V-0
- *Mates with CJT A1502H-XP series Housing
- *Color:Gray



Ordering Information:

A1502WVA-XP - *** - **
1 2 3

- 1.Part No.
- 2.Material:
(Blank):Nylon 66,UL94V-0
GWT:Nylon 66,UL94V-0,GWT 750 °C
- 3.Finish:
(Blank):Tin over Nickel
G:Gold over Nickel

Ordering Information & Dimensions:

PART NO.	Dimensions	
	A	B
2P	1.50	4.50
3P	3.00	6.00
4P	4.50	7.50
5P	6.00	9.00
6P	7.50	10.50
7P	9.00	12.00
8P	10.50	13.50
9P	12.00	15.00
10P	13.50	16.50
11P	15.00	18.00
12P	16.50	19.50
13P	18.00	21.00
14P	19.50	22.50
15P	21.00	24.00

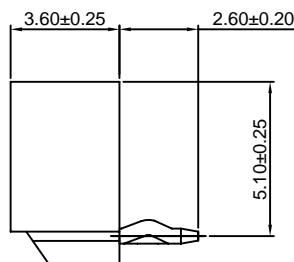
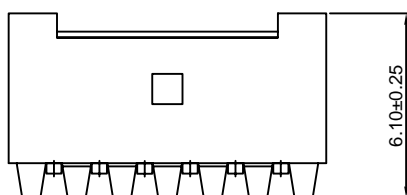
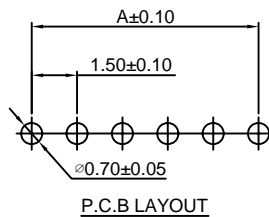
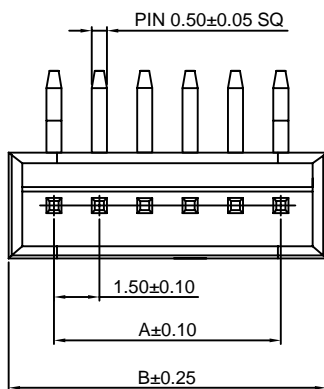
Unit: mm

A1502WRA-XP

1.50mm pitch 90° Wafer

Reference Informations:

- *Material:Pin:Brass/Tin over Nickel
Insulator:Nylon 66,UL94V-0
- *Mates with CJT A1502H-XP series Housing
- *Color:Gray



Ordering Information:

A1502WRA-XP - *** - **
1 2 3

- 1.Part No.
- 2.Material:
(Blank):Nylon 66,UL94V-0
GWT :Nylon 66,UL94V-0 GWT 750 °C
- 3.Finish:
(Blank):Tin over Nickel
G:Gold over Nickel

Ordering Information & Dimensions:

PART NO.	Dimensions	
	A	B
2P	1.50	4.50
3P	3.00	6.00
4P	4.50	7.50
5P	6.00	9.00
6P	7.50	10.50
7P	9.00	12.00
8P	10.50	13.50
9P	12.00	15.00
10P	13.50	16.50
11P	15.00	18.00
12P	16.50	19.50
13P	18.00	21.00
14P	19.50	22.50
15P	21.00	24.00

Unit: mm

A1502WVA-IT-S-XP

1.50mm pitch thru board inverted SMT 180° Wafer

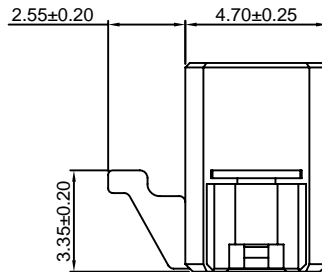
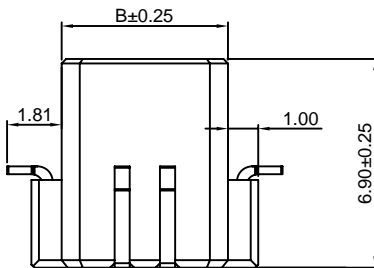
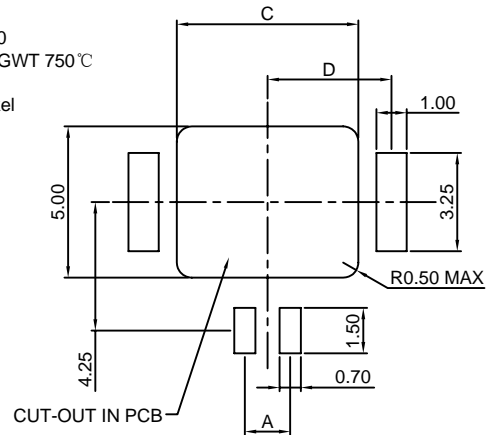
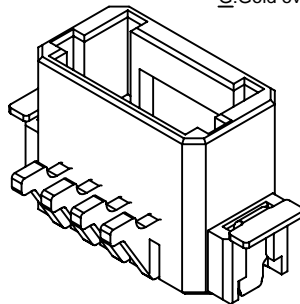
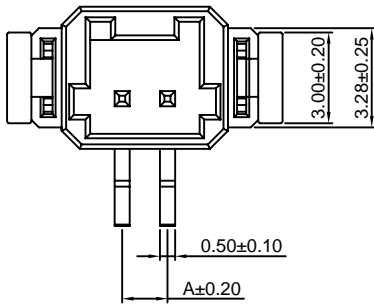
Reference Informations:

- *Material: Pin: Brass/Tin over Nickel
Solder Tabs: Brass/Tin over Nickel
Insulator: LCP, UL94V-0
- *Mates with CJT A1502HA-XP series Housing
- *Color: Ivory

Odering Information:

A1502WVA-IT-S-XP - *** - **
1 2 3

1. Part No.
2. Material:
(Blank): LCP, UL94V-0
GWT: LCP, UL94V-0, GWT 750°C
3. Finish:
(Blank): Tin over Nickel
G: Gold over Nickel



Ordering Information & Dimensions:

PART NO.	Dimensions			
	A	B	C	D
2P	1.50	5.50	6.00	4.10
3P	3.00	7.00	7.50	4.85
4P	4.50	8.50	9.00	5.60
5P	6.00	10.00	10.50	6.35
6P	7.50	11.50	12.00	7.10

Unit: mm

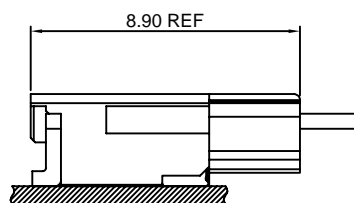
Specifications

Current rating:3.2A AC,DC
Voltage rating:350V AC,DC
Temperature range:-40°C~+105°C
Contact resistance:10mΩMax.
Insulation resistance:1000MΩMin.
Withstanding voltage:1700V AC/minute
Compliant with RoHS and REACH
Meet the HF/Halogen Free,need to customize
Contact CJT for details

Standards



Assembly layout

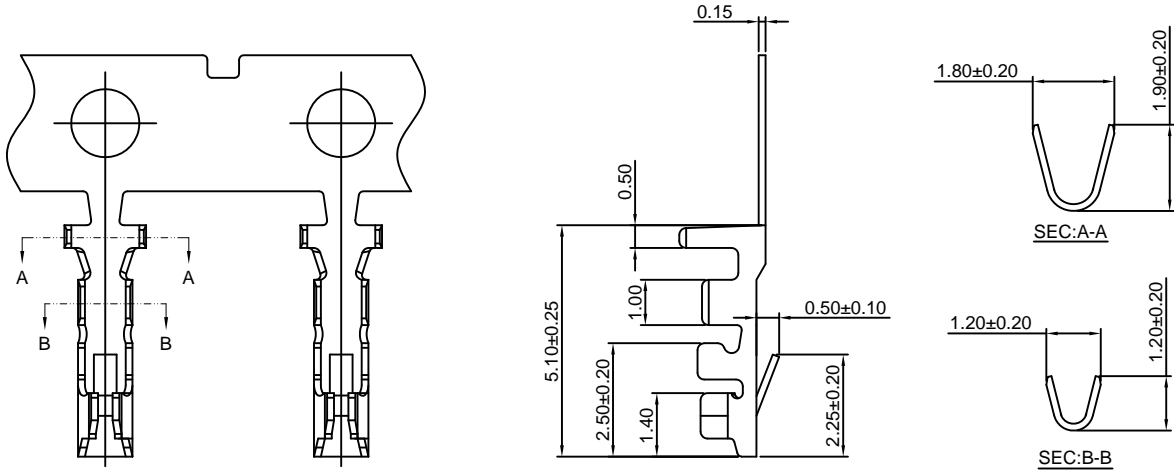


A1801-T

1.80mm pitch Crimp Terminal

Reference Informations:

* Used in CJT A1801H, HA-2P series Housing



Ordering information & Specifications:

Unit:mm

Part NO.	Wire Range	Insulation O.D.	Material	Finish	Qty/reel
A1801-TP	AWG#18-#24	2.70mm(max)	Phosphor Bronze	Tin over Nickel	10,000 PCS

A1801H-2P

1.80mm pitch Housing

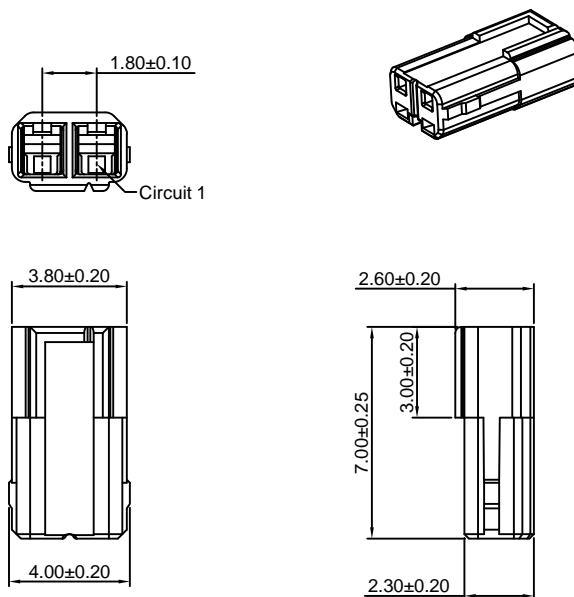
Reference Informations:

*Material:Nylon 66,UL94V-0

*Suitable CJT A1801-T series Terminal

*Mates with CJT A1801WR-S-XP series Wafer

*Color:White



Ordering Information:

A1801H-2P - *** - **
1 2 3

1.Part No.

2.Material:

(blank):Nylon 66,UL94V-0

GWT:Nylon 66,UL94V-0,GWT 750℃

3.Color:

(blank):White

RD:Red

YL:Yellow

Unit: mm

A1801HA-2P

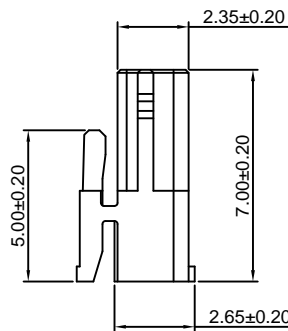
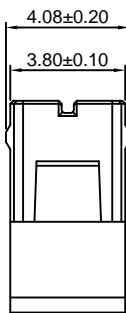
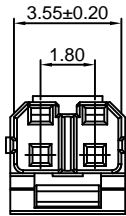
1.80mm pitch Housing

Reference Informations:

- *Material:Nylon 66,UL94V-0
- *Suitable CJT A1801-T series Terminal
- *Mates with CJT A1801WRA-S-XP series Wafer
- *Color:White

Ordering Information:

- A1801HA-2P - ***
 1 2
- 1.Part No.
 2.Material:
 (blank):Nylon 66,UL94V-0
 GWT:Nylon 66,UL94V-0 GWT 750 °C



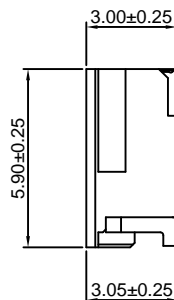
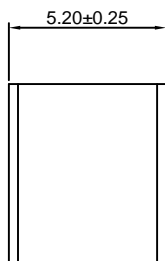
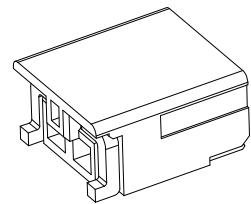
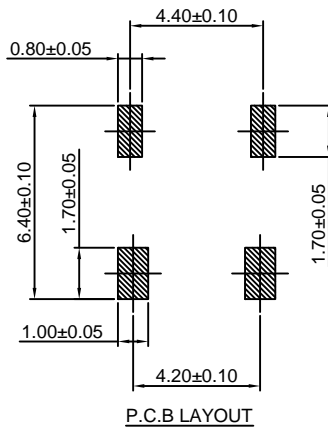
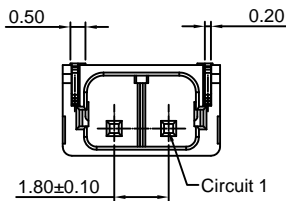
Unit: mm

A1801WR-S-2P

1.80mm pitch 90° Wafer -SMT TYPE

Reference Informations:

- *Material:Pin:Brass/Tin over Nickel
 Insulator:LCP,UL94V-0
- *Mates with CJT A1801H-2P series Housing
- *Color:White



Ordering Information:

- A1801WR-S-2P - *** - **
 1 2 3
- 1.Part No.
 2.Material:
 (blank):LCP,UL94V-0
 GWT:LCP,UL94V-0,GWT 750 °C
 3.Color:
 (blank):White
 RD:Red
 YL:Yellow

Unit: mm

A1801WRA-S-2P

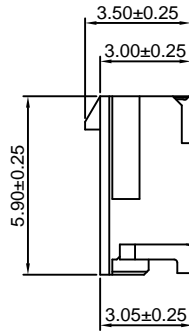
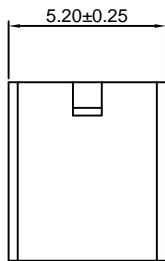
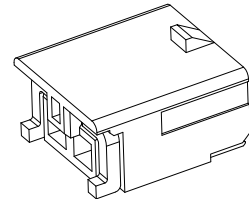
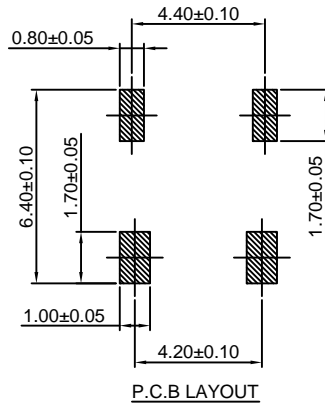
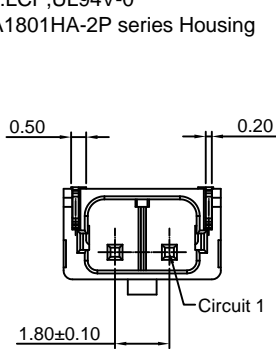
1.80mm pitch 90° Wafer -SMT TYPE

Reference Informations:

*Material:Pin:Brass/Tin over Nickel
Insulator:LCP,UL94V-0

*Mates with CJT A1801HA-2P series Housing

*Color:Ivory



Ordering Information:

A1801WRA-S-2P - ***
1 2

1.Part No.

2.Material:

(blank):LCP,UL94V-0

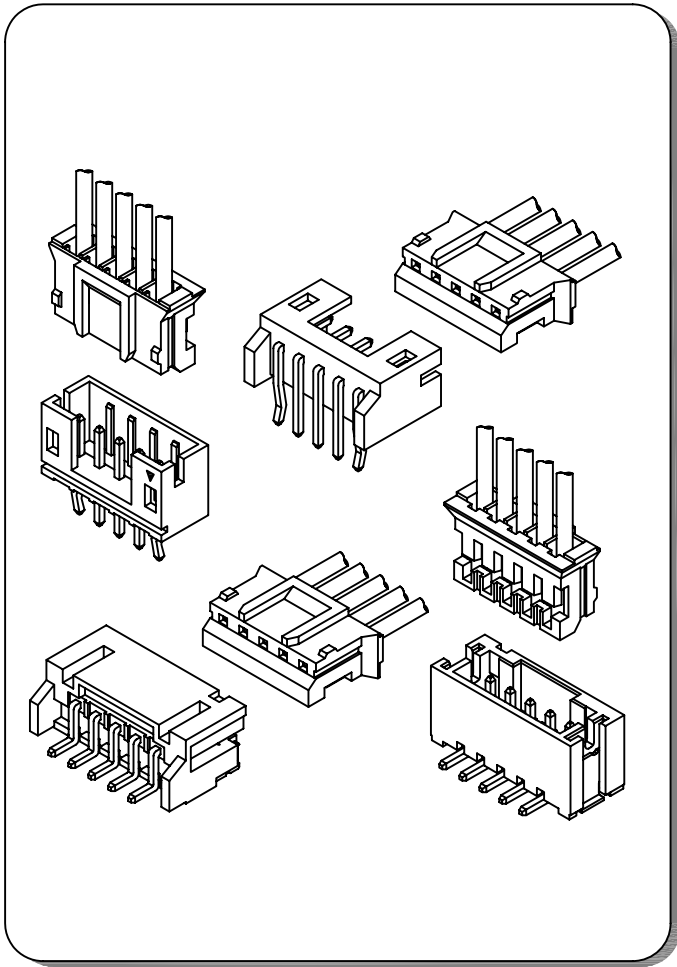
GWT:LCP,UL94V-0,GWT 750℃

Unit: mm

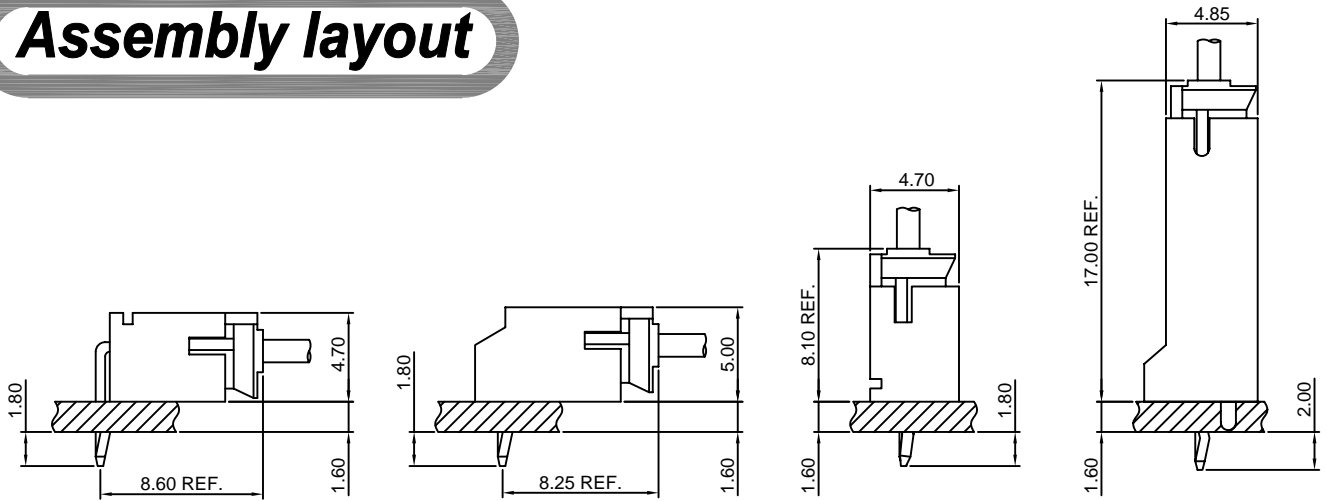
Specifications

- Current rating: 2A AC, DC
- Voltage rating: 100V AC, DC
- Temperature range: -40°C ~ +105°C
- Contact resistance: 10mΩ Max.
- Insulation resistance: 1000MΩ Min.
- Withstanding voltage: 800V AC/minute
- *Compliant with RoHS and REACH*
- *Meet the HF/Halogen Free, need to customize*
- *Contact CJT for details*

Standards



Assembly layout



DIP TYPE

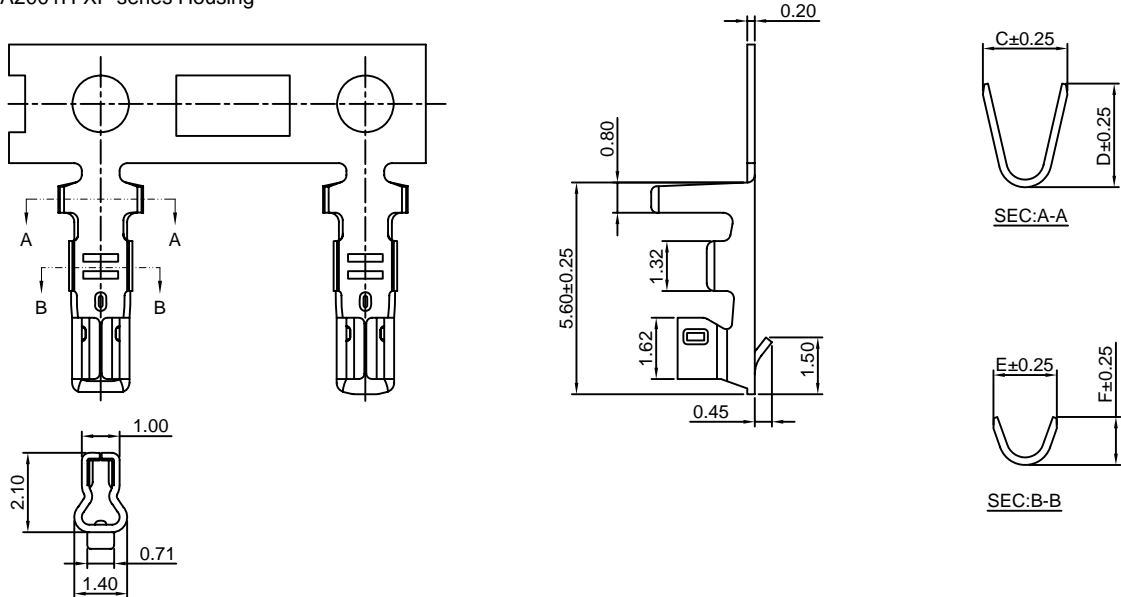
SMT TYPE

A2001-T

2.00mm pitch Crimp Terminal

Reference Informations:

*Used in CJT A2001H-XP series Housing



Ordering information & Specifications:

Unit:mm

Part NO.	Wire Range	Insulation O.D.	Material	Finish	C	D	E	F	Qty/reel
A2001-TP	AWG#24-#30	1.50mm(max)	Phosphor Bronze	Tin over Nickel	2.20	2.50	1.70	1.40	10,000 PCS
A2001-GP	AWG#24-#30	1.50mm(max)	Phosphor Bronze	Gold over Nickel	2.20	2.50	1.70	1.40	10,000 PCS
A2001-TP-L	AWG#28-#32	0.90mm(max)	Phosphor Bronze	Tin over Nickel	1.55	2.10	1.15	1.15	15,000 PCS
A2001-GP-L	AWG#28-#32	0.90mm(max)	Phosphor Bronze	Gold over Nickel	1.55	2.10	1.15	1.15	15,000 PCS

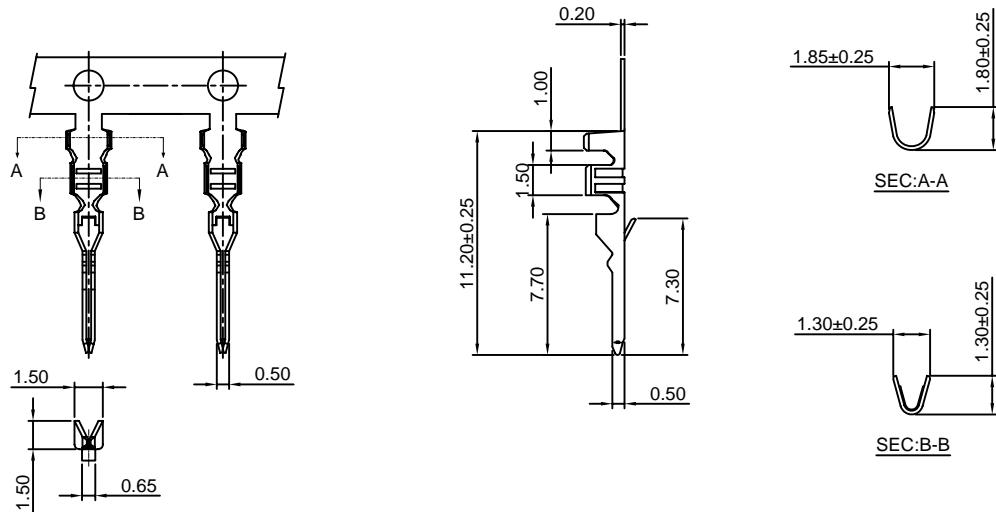
Optional Gold plating available but MOQ requested

A2001M-T

2.00mm pitch Crimp Terminal

Reference Informations:

*Used in CJT A2001HM-XP series Housing



Ordering information & Specifications:

Unit:mm

Part NO	Wire Range	Insulation O.D.	Material	Finish	Qty/reel
A2001M-TP	AWG#24-#30	1.50mm(max)	Phosphor Bronze	Tin over Nickel	10,000 PCS
A2001M-TB	AWG#24-#30	1.50mm(max)	Brass	Tin over Nickel	10,000 PCS
A2001M-GP	AWG#24-#30	1.50mm(max)	Phosphor Bronze	Gold over Nickel	10,000 PCS
A2001M-GB	AWG#24-#30	1.50mm(max)	Brass	Gold over Nickel	10,000 PCS

Optional Gold plating available but MOQ requested

A2001H-XP

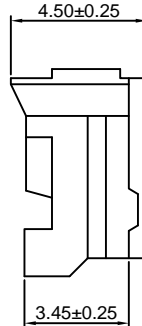
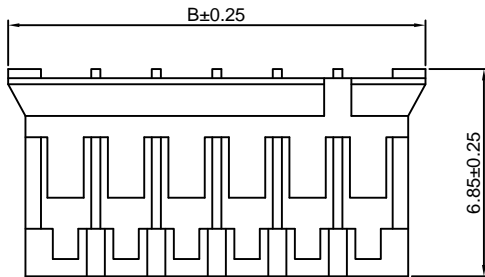
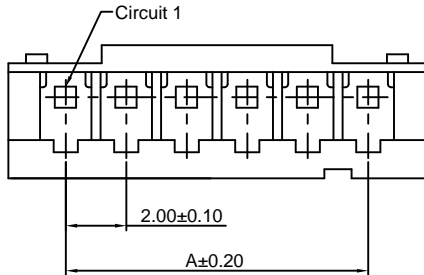
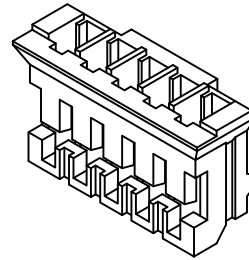
2.00mm pitch Housing

Reference Informations:

- *Material:Nylon 66,UL94V-0
- *Suitable CJT A2001-T(-L) series Terminal
- *Mates with CJT A2001HM-XP series Housing or A2001WV,WR-XP,A2001WV-S,WR-S-XP series Wafer
- *Color:White

Ordering Information:

- A2001H-XP - *** - **
 1 2 3
- 1.Part No.
 2.Material:
 (Blank):Nylon 66,UL94V-0
 GWT:Nylon 66,UL94V-0,GWT 750 °C
- 3.Color:
 (Blank):White
 RD:Red OR:Orange
 YL:Yellow GY:Gray
 BL:Blue PK:Pink
 BK:Black BR:Brown
 GN:Green VI:Violet
 TR:Tomato red LY:Lemon yellow
 LE:Light blue VY:Vivid yellow
 DPK:Dark pink



Ordering Information & Dimensions:

PART NO.	Dimensions	
	A	B
2P	2.00	5.80
3P	4.00	7.80
4P	6.00	9.80
5P	8.00	11.80
6P	10.00	13.80
7P	12.00	15.80
8P	14.00	17.80
9P	16.00	19.80
10P	18.00	21.80
11P	20.00	23.80
12P	22.00	25.80
13P	24.00	27.80
14P	26.00	29.80
15P	28.00	31.80
16P	30.00	33.80
17P	32.00	35.80
18P	34.00	37.80
19P	36.00	39.80
20P	38.00	41.80

Unit: mm

A2001HM-XP

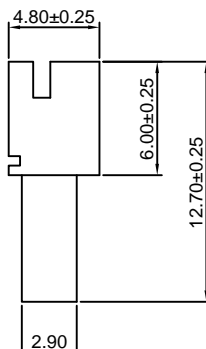
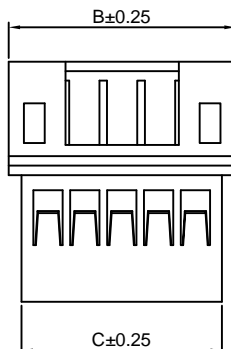
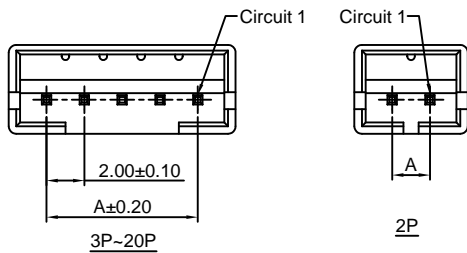
2.00mm pitch Housing

Reference Informations:

- *Material:Nylon 66,UL94V-0
- *Suitable CJT A2001M-T series Terminal
- *Mates with CJT A2001H-XP series Housing
- *Color:White

Ordering Information:

- A2001HM-XP - *** - **
 1 2 3
- 1.Part No.
 2.Material:
 (Blank):Nylon 66,UL94V-0
 GWT:Nylon 66,UL94V-0,GWT 750 °C
- 3.Color:
 (Blank):White
 RD:Red OR:Orange
 YL:Yellow GY:Gray
 BL:Blue PK:Pink
 BK:Black BR:Brown
 GN:Green VI:Violet



Ordering Information & Dimensions:

PART NO.	Dimensions		
	A	B	C
2P	2.00	6.00	4.60
3P	4.00	8.00	6.60
4P	6.00	10.00	8.60
5P	8.00	12.00	10.60
6P	10.00	14.00	12.60
7P	12.00	16.00	14.60
8P	14.00	18.00	16.60
9P	16.00	20.00	18.60
10P	18.00	22.00	20.60
11P	20.00	24.00	22.60
12P	22.00	26.00	24.60
13P	24.00	28.00	26.60
14P	26.00	30.00	28.60
15P	28.00	32.00	30.60
16P	30.00	34.00	32.60
17P	32.00	36.00	34.60
18P	34.00	38.00	36.60
19P	36.00	40.00	38.60
20P	38.00	42.00	40.60

Unit: mm

A2001WV-XP

2.00mm pitch 180° Wafer

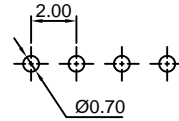
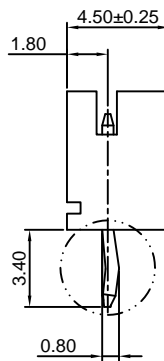
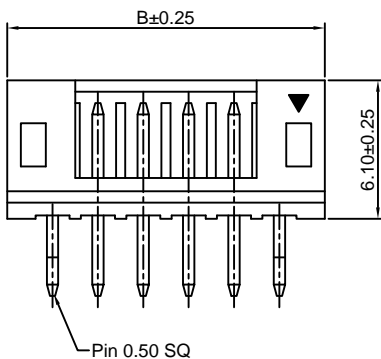
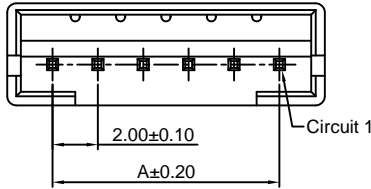
Reference Informations:

- *Material:Pin:Brass/Tin over Nickel
Insulator:Nylon 66,UL94V-0
- *Mates with CJT A2001H-XP series Housing
- *Color:White

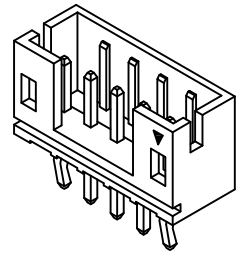
Ordering Information:

A2001WV-XP - * - * - * - * - * - *

- 1.Part No.
- 2.Style:
(blank) :Type 1
2 :Type 2
3 :Type 3
- 3.Material:
(Blank):Nylon 66,UL94V-0
GWT:Nylon 66,UL94V-0,GWT 750 °C
- 4.Color:
(Blank):White
RD:Red
YL:Yellow
BL:Blue
BK:Black
GN:Green
TR:Tomato red
LE:Light blue
(Blank):Tin over Nickel
G:Gold over Nickel
OR:Orange
GY:Gray
PK:Pink
BR:Brown
VI:Violet
LY:Lemon yellow
VY:Vivid yellow
- 5.Finish:
(Blank):Tin over Nickel
G:Gold over Nickel



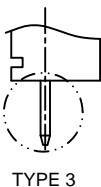
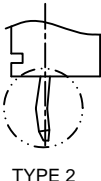
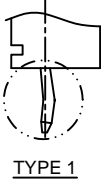
P.C.B LAYOUT



Ordering Information & Dimensions:

PART NO.	Dimensions	
	A	B
2P	2.00	6.00
3P	4.00	8.00
4P	6.00	10.00
5P	8.00	12.00
6P	10.00	14.00
7P	12.00	16.00
8P	14.00	18.00
9P	16.00	20.00
10P	18.00	22.00
11P	20.00	24.00
12P	22.00	26.00
13P	24.00	28.00
14P	26.00	30.00
15P	28.00	32.00
16P	30.00	34.00
17P	32.00	36.00
18P	34.00	38.00
19P	36.00	40.00
20P	38.00	42.00

Unit: mm



A2001WR-XP

2.00mm pitch 90° Wafer

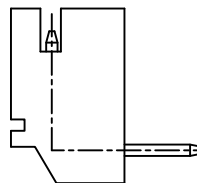
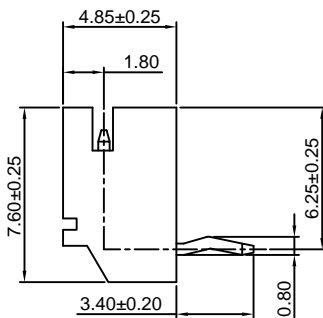
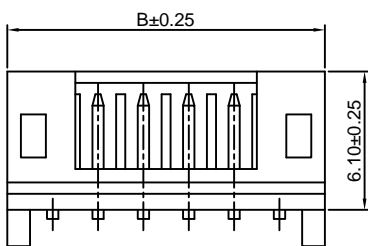
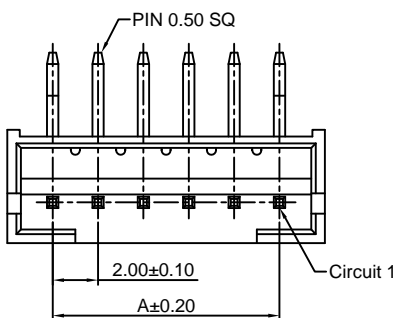
Reference Informations:

- *Material:Pin:Brass/Tin over Nickel
Insulator:Nylon 66,UL94V-0
- *Mates with CJT A2001H-XP series Housing
- *Color:White

Ordering Information:

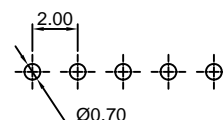
A2001WR-XP - * - * - * - * - * - *

- 1.Part No.
- 2.Style:
(blank) :Type 1
2 :Type 2
- 3.Material:
(Blank):Nylon 66,UL94V-0
GWT:Nylon 66,UL94V-0,GWT 750 °C
- 4.Color:
(Blank):White
RD:Red
YL:Yellow
BL:Blue
BK:Black
GN:Green
TR:Tomato red
LE:Light blue
(Blank):Tin over Nickel
G:Gold over Nickel
OR:Orange
GY:Gray
PK:Pink
BR:Brown
VI:Violet
LY:Lemon yellow
VY:Vivid yellow
- 5.Finish:
(Blank):Tin over Nickel
G:Gold over Nickel

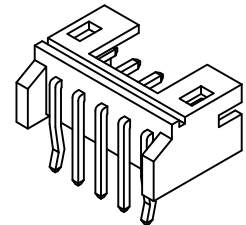


TYPE 1

TYPE 2



P.C.B LAYOUT



Ordering Information & Dimensions:

PART NO.	Dimensions	
	A	B
2P	2.00	6.00
3P	4.00	8.00
4P	6.00	10.00
5P	8.00	12.00
6P	10.00	14.00
7P	12.00	16.00
8P	14.00	18.00
9P	16.00	20.00
10P	18.00	22.00
11P	20.00	24.00
12P	22.00	26.00
13P	24.00	28.00
14P	26.00	30.00
15P	28.00	32.00
16P	30.00	34.00
17P	32.00	36.00
18P	34.00	38.00
19P	36.00	40.00
20P	38.00	42.00

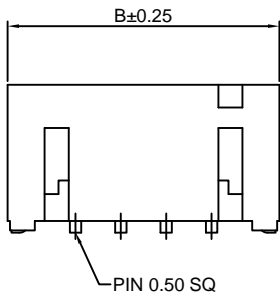
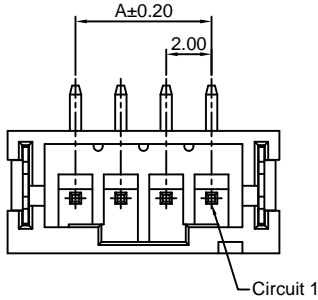
Unit: mm

A2001WV-S-XP

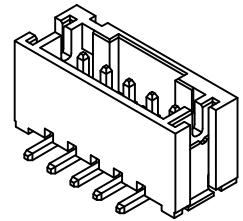
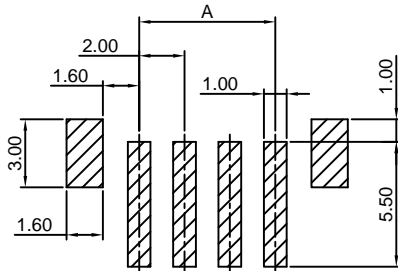
2.00mm pitch 180° Wafer-SMT TYPE

Reference Informations:

- *Material:Pin:Brass/Tin over Nickel
Insulator:Nylon 6T,UL94V-0
- *Mates with CJT A2001H-XP series Housing
- *Color:Ivory



- Ordering Information:
A2001WV-S-XP - *** - ** - **
1 2 3 4
- Part No.
 - Material:
(Blank):Nylon 6T,UL94V-0
GWT:Nylon 6T,UL94V-0,GWT 750 °C
 - Color:
(Blank):Ivory
RD:Red
BK:Black
LY:Lemon yellow
 - Finish:
(Blank):Tin over Nickel
G:Gold over Nickel



Ordering Information & Dimensions:

PART NO.	Dimensions	
	A	B
2P	2.00	8.00
3P	4.00	10.00
4P	6.00	12.00
5P	8.00	14.00
6P	10.00	16.00
7P	12.00	18.00
8P	14.00	20.00
9P	16.00	22.00
10P	18.00	24.00
11P	20.00	26.00
12P	22.00	28.00
13P	24.00	30.00
14P	26.00	32.00
15P	28.00	34.00
16P	30.00	36.00
17P	32.00	38.00
18P	34.00	40.00
19P	36.00	42.00
20P	38.00	44.00

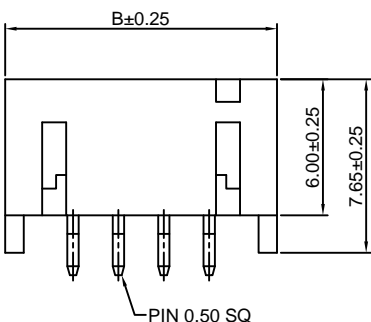
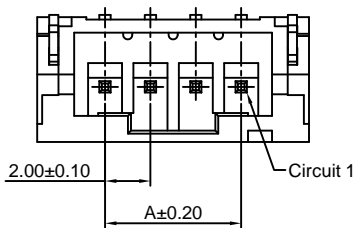
Unit: mm

A2001WR-S-XP

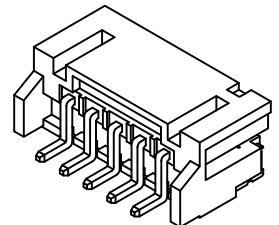
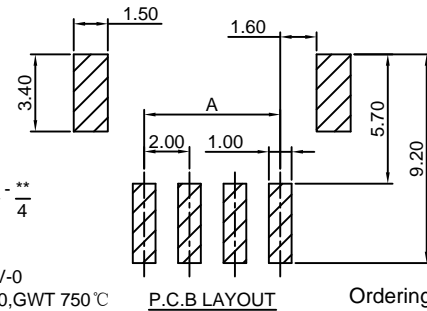
2.00mm pitch 90° Wafer-SMT TYPE

Reference Informations:

- *Material:Pin:Brass/Tin over Nickel
Insulator:Nylon 6T,UL94V-0
- *Mates with CJT A2001H-XP series Housing
- *Color:Ivory



- Ordering Information:
A2001WR-S-XP - *** - ** - **
1 2 3 4
- Part No.
 - Material:
(Blank):Nylon 6T,UL94V-0
GWT:Nylon 6T,UL94V-0,GWT 750 °C
 - Color:
(Blank):Ivory
RD:Red
BK:Black
LY:Lemon yellow
 - Finish:
(Blank):Tin over Nickel
G:Gold over Nickel



Ordering Information & Dimensions:

PART NO.	Dimensions	
	A	B
2P	2.00	8.00
3P	4.00	10.00
4P	6.00	12.00
5P	8.00	14.00
6P	10.00	16.00
7P	12.00	18.00
8P	14.00	20.00
9P	16.00	22.00
10P	18.00	24.00
11P	20.00	26.00
12P	22.00	28.00
13P	24.00	30.00
14P	26.00	32.00
15P	28.00	34.00
16P	30.00	36.00
17P	32.00	38.00
18P	34.00	40.00
19P	36.00	42.00
20P	38.00	44.00

Unit: mm

A2001WVR-XP

2.00mm pitch 90° Wafer

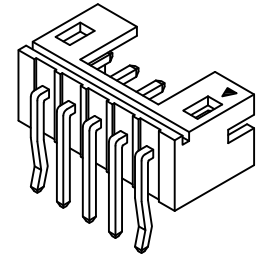
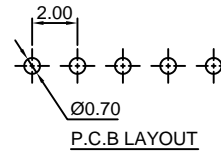
Reference Informations:

- *Material:Pin:Brass/Tin over Nickel
Insulator:Nylon 66,UL94V-0
- *Mates with CJT A2001H-XP series Housing
- *Color:White

Ordering Information:

A2001WVR-XP - * - ** - ** - **
1 2 3 4 5

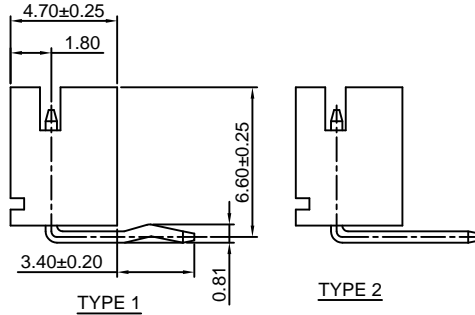
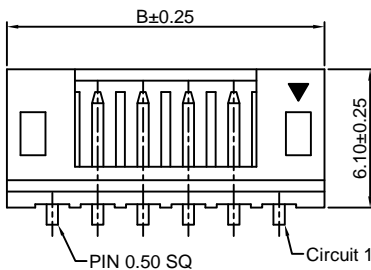
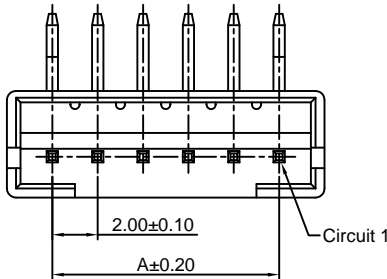
- Part No.
- Style:
(blank) :Type 1
2 :Type 2
- Material:
(Blank):Nylon 66,UL94V-0
GWT:Nylon 66,UL94V-0,GWT 750°C
- Color:
(Blank):White
RD:Red OR:Orange
YL:Yellow GY:Gray
BL:Blue BK:Black
BK:Black BR:Brown
GN:Green VI:Violet
- Finish:
(Blank):Tin over Nickel
G:Gold over Nickel



Ordering Inwith & Dimensions:

PART NO.	Dimensions	
	A	B
2P	2.00	6.00
3P	4.00	8.00
4P	6.00	10.00
5P	8.00	12.00
6P	10.00	14.00
7P	12.00	16.00
8P	14.00	18.00
9P	16.00	20.00
10P	18.00	22.00
11P	20.00	24.00
12P	22.00	26.00
13P	24.00	28.00
14P	26.00	30.00
15P	28.00	32.00
16P	30.00	34.00
17P	32.00	36.00
18P	34.00	38.00
19P	36.00	40.00
20P	38.00	42.00

Unit: mm



A2001WV-F-XP-H

2.00mm pitch 180° Wafer-High box type

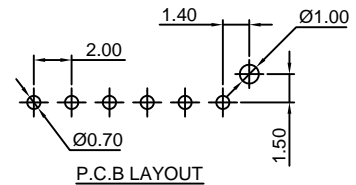
Reference Informations:

- *Material:Pin:Brass/Tin over Nickel
Insulator:Nylon 6T,UL94V-0
- *Mates with CJT A2001H-XP series Housing
- *Color:White

Ordering Information:

A2001WV-F-XP-H - *** - ** - **
1 2 3 4

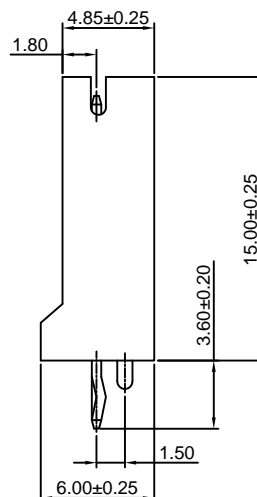
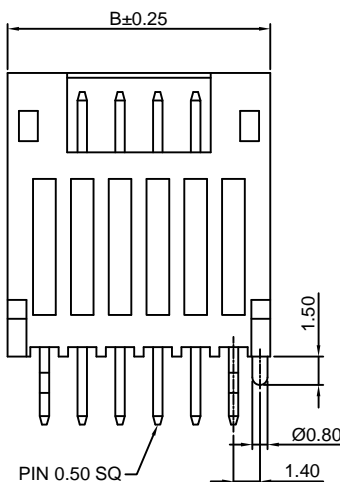
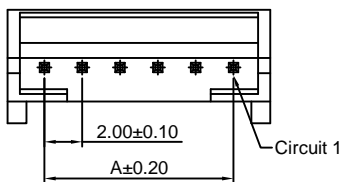
- Part No.
- Material:
(Blank):Nylon 6T,UL94V-0
GWT:Nylon 6T,UL94V-0,GWT 750°C
- Color:
(Blank):White
RD:Red YL:Yellow
BL:Blue BK:Black
BR:Brown GN:Green
- Finish:
(Blank):Tin over Nickel
G:Gold over Nickel



Ordering Information & Dimensions:

PART NO.	Dimensions	
	A	B
2P	2.00	6.00
3P	4.00	8.00
4P	6.00	10.00
5P	8.00	12.00
6P	10.00	14.00
7P	12.00	16.00
8P	14.00	18.00
9P	16.00	20.00
10P	18.00	22.00
11P	20.00	24.00
12P	22.00	26.00
13P	24.00	28.00
14P	26.00	30.00
15P	28.00	32.00
16P	30.00	34.00
17P	32.00	36.00
18P	34.00	38.00
19P	36.00	40.00
20P	38.00	42.00

Unit: mm



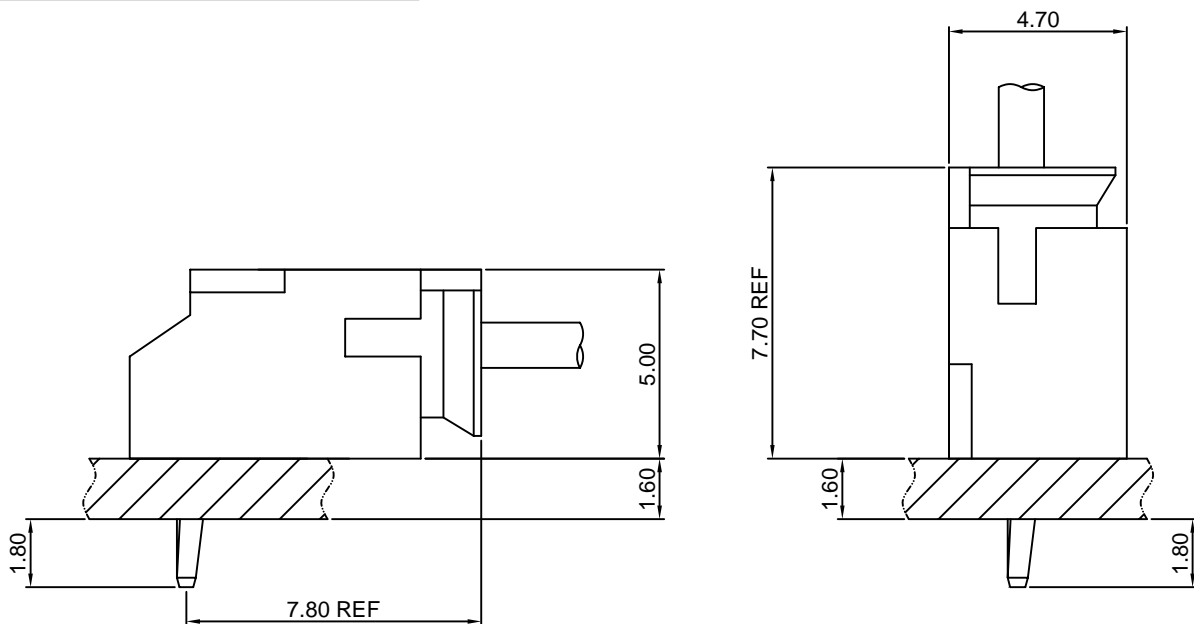
Specifications

- Current rating:3A AC,DC
- Voltage rating:300V AC,DC
- Temperature range:-40°C~+105°C
- Contact resistance:20mΩMax.
- Insulation resistance:100MΩMin.
- Withstanding voltage:1000V AC/minute
- *Compliant with RoHS and REACH*
- *Meet the HF/Halogen Free,need to customize*
- *Contact CJT for details*

Standards



Assembly layout

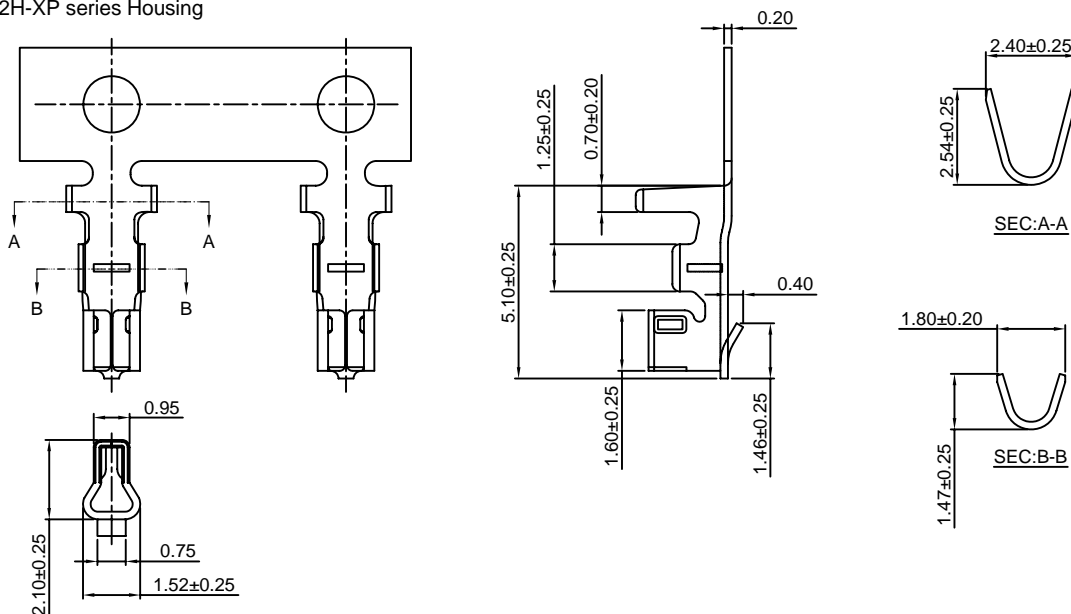


A2002-T

2.00mm pitch Crimp Terminal

Reference Informations:

*Used in CJT A2002H-XP series Housing



Ordering information & Specifications:

Unit:mm

Part NO.	Wire Range	Insulation O.D.	Material	Finish	Qty/reel
A2002-TP	AWG#24-#28	1.50mm(max)	Phosphor Bronze	Tin over Nickel	10,000 PCS
A2002-GP	AWG#24-#28	1.50mm(max)	Phosphor Bronze	Gold over Nickel	10,000 PCS

Optional Gold plating available but MOQ requested

A2002H-XP

2.00mm pitch Housing

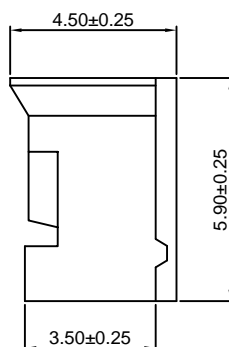
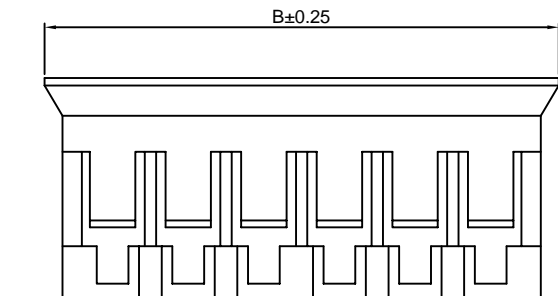
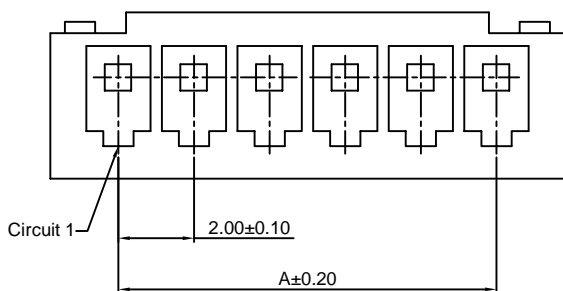
Reference Informations:

*Material:Nylon 66,UL94V-0

*Suitable CJT A2002-T series Terminal

*Mates with CJT A2002WV,WR-XP series Wafer

*Color:Brown



Ordering Information:

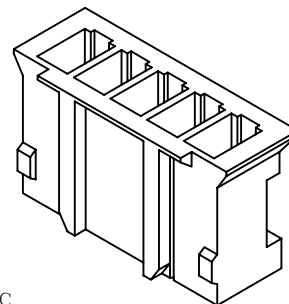
A2002H-XP - ***
1 2

1.Part No.

2.Material:

(Blank):Nylon 66,UL94V-0

GWT :Nylon 66,UL94V-0 GWT 750 °C



Ordering Information & Dimensions:

PART NO.	Dimensions	
	A	B
2P	2.00	5.60
3P	4.00	7.60
4P	6.00	9.60
5P	8.00	11.60
6P	10.00	13.60
7P	12.00	15.60
8P	14.00	17.60
9P	16.00	19.60
10P	18.00	21.60
11P	20.00	23.60
12P	22.00	25.60
13P	24.00	27.60
14P	26.00	29.60
15P	28.00	31.60

Unit: mm

A2002WV-XP

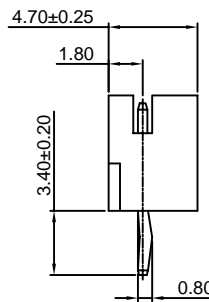
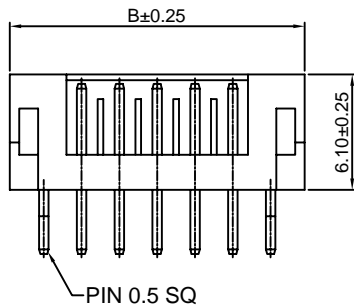
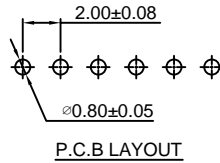
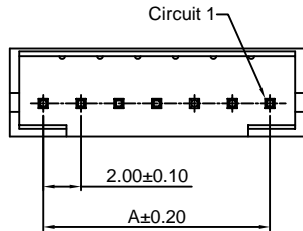
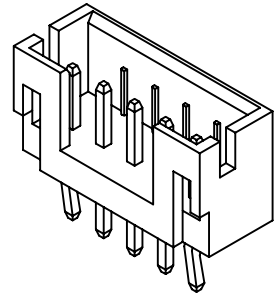
2.00mm pitch 180° Wafer

Reference Informations:

- *Material:Pin:Brass/Tin over Nickel
Insulator:Nylon 66,UL94V-0
- *Mates with CJT A2002H-XP series Housing
- *Color:Brown

Ordering Information:

A2002WV-XP - ***
1 / 2
1.Part No.
2.Material:
(Blank):Nylon 66,UL94V-0
GWT :Nylon 66,UL94V-0 GWT 750 °C



Ordering Information & Dimensions:

PART NO.	Dimensions	
	A	B
2P	2.00	6.00
3P	4.00	8.00
4P	6.00	10.00
5P	8.00	12.00
6P	10.00	14.00
7P	12.00	16.00
8P	14.00	18.00
9P	16.00	20.00
10P	18.00	22.00
11P	20.00	24.00
12P	22.00	26.00
13P	24.00	28.00
14P	26.00	30.00
15P	28.00	32.00

Unit: mm

A2002WR-XP

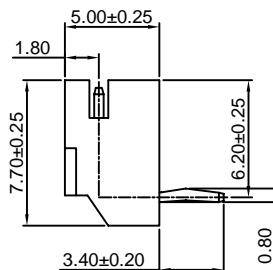
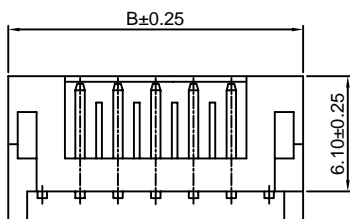
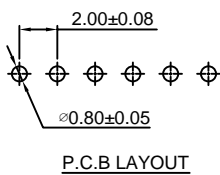
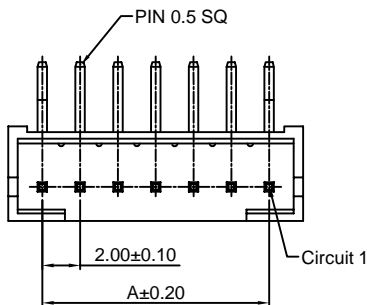
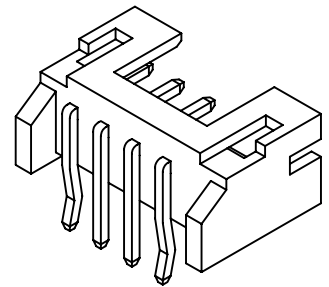
2.00mm pitch 90° Wafer

Reference Informations:

- *Material:Pin:Brass/Tin over Nickel
Wafer:Nylon 66,UL94V-0
- *Mates with CJT A2002H-XP series Housing
- *Color:Brown

Ordering Information:

A2002WR-XP - ***
1 / 2
1.Part No.
2.Material:
(Blank):Nylon 66,UL94V-0
GWT :Nylon 66,UL94V-0 GWT 750 °C



Ordering Information & Dimensions:

PART NO.	Dimensions	
	A	B
2P	2.00	6.00
3P	4.00	8.00
4P	6.00	10.00
5P	8.00	12.00
6P	10.00	14.00
7P	12.00	16.00
8P	14.00	18.00
9P	16.00	20.00
10P	18.00	22.00
11P	20.00	24.00
12P	22.00	26.00
13P	24.00	28.00
14P	26.00	30.00
15P	28.00	32.00

Unit: mm

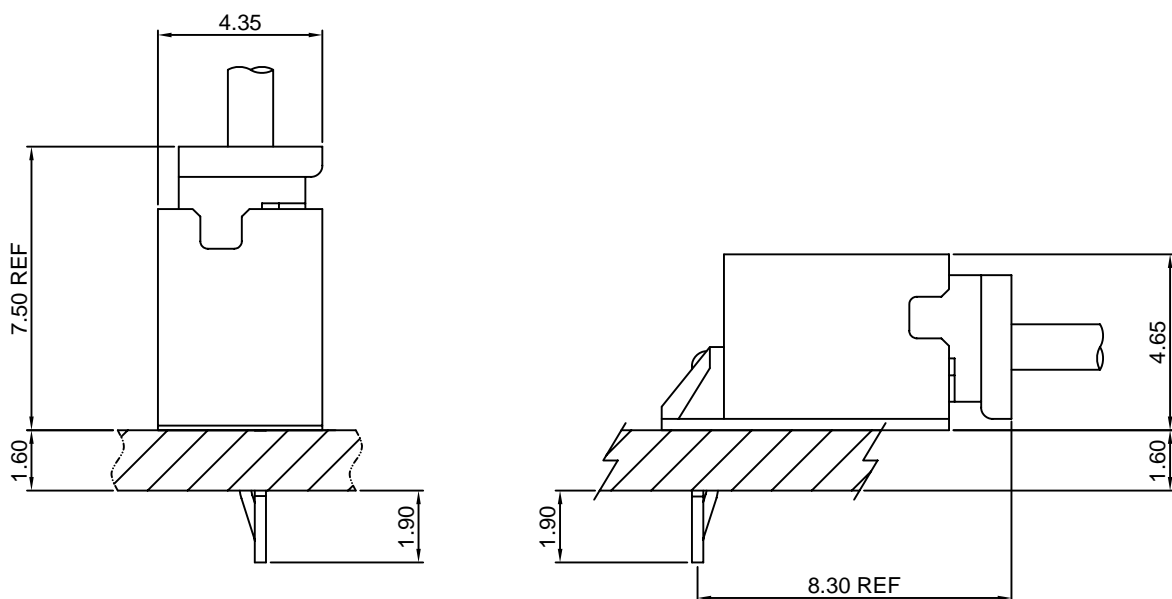
Specifications

Current rating:2A AC,DC
Voltage rating:125V AC,DC
Temperature range:-40°C~+105°C
Contact resistance:20mΩMax.
Insulation resistance:1000MΩMin.
Withstanding voltage:800V AC/minute
Compliant with RoHS and REACH
Meet the HF/Halogen Free,need to customize
Contact CJT for details

Standards



Assembly layout

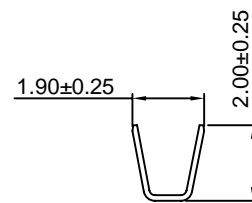
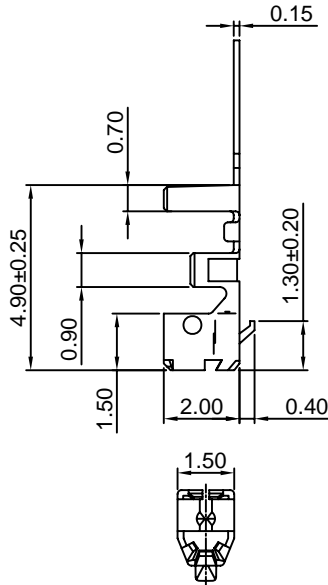
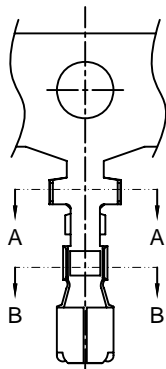


A2004-T

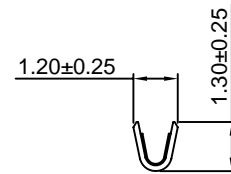
2.00mm pitch Crimp Terminal

Reference Informations:

*Used in CJT A2004H-XP series Housing



SEC:A-A



SEC:B-B

Ordering information & Specifications:

Unit:mm

Part NO.	Wire Range	Insulation O.D.	Material	Finish	Qty/reel
A2004-TP	AWG#24-#28	1.40mm(max)	Phosphor Bronze	Tin over Nickel	10,000 PCS
A2004-GP	AWG#24-#28	1.40mm(max)	Phosphor Bronze	Gold over Nickel	10,000 PCS

Optional Gold plating available but MOQ requested

A2004H-XP

2.00mm pitch Housing

Reference Informations:

*Material:Nylon 66,UL94V-0

*Suitable CJT A2004-T series Terminal

*Mates with CJT A2004WV,WR-XP series Wafer

*Color:White

Ordering Information:

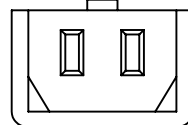
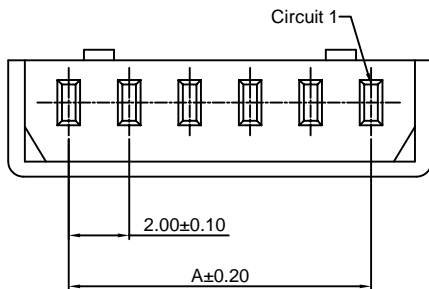
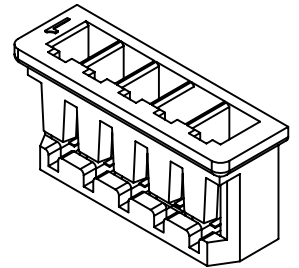
A2004H-XP - ***
1 2

1.Part No.

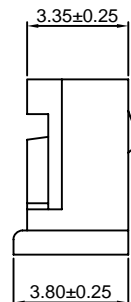
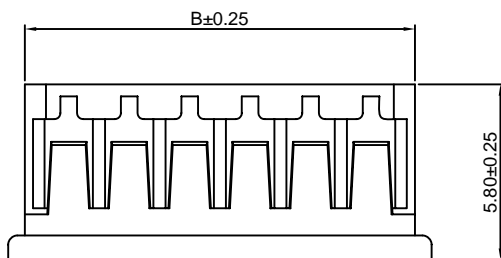
2.Material:

(Blank):Nylon 66,UL94V-0

GWT :Nylon 66,UL94V-0 GWT 750℃



2P



Ordering Information & Dimensions:

PART NO.	Dimensions	
	A	B
2P	2.00	5.90
3P	4.00	7.90
4P	6.00	9.90
5P	8.00	11.90
6P	10.00	13.90
7P	12.00	15.90
8P	14.00	17.90
9P	16.00	19.90
10P	18.00	21.90
11P	20.00	23.90
12P	22.00	25.90
13P	24.00	27.90
14P	26.00	29.90
15P	28.00	31.90

Unit: mm

A2004WV-XP

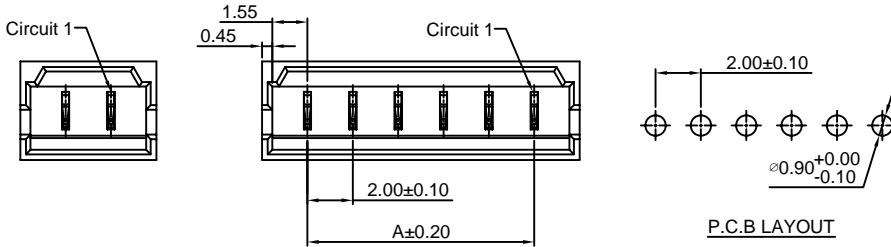
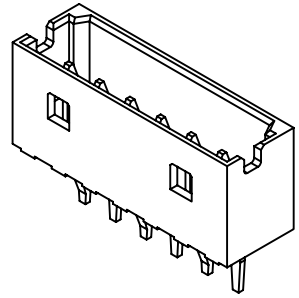
2.00mm pitch 180° Wafer

Reference Informations:

- *Material:Pin:Phosphor Bronze/Tin over Nickel
Insulator:Nylon 66,UL94V-0
- *Mates with CJT A2004H-XP series Housing
- *Color:Ivory

Ordering Information:

- A2004WV-XP - ***
1 2
- 1.Part No.
 - 2.Material:
(Blank):Nylon 66,UL94V-0
GWT :Nylon 66,UL94V-0 GWT 750 °C



Ordering Information & Dimensions:

PART NO.	Dimensions	
	A	B
2P	2.00	6.00
3P	4.00	8.00
4P	6.00	10.00
5P	8.00	12.00
6P	10.00	14.00
7P	12.00	16.00
8P	14.00	18.00
9P	16.00	20.00
10P	18.00	22.00
11P	20.00	24.00
12P	22.00	26.00
13P	24.00	28.00
14P	26.00	30.00
15P	28.00	32.00

Unit: mm

A2004WR-XP

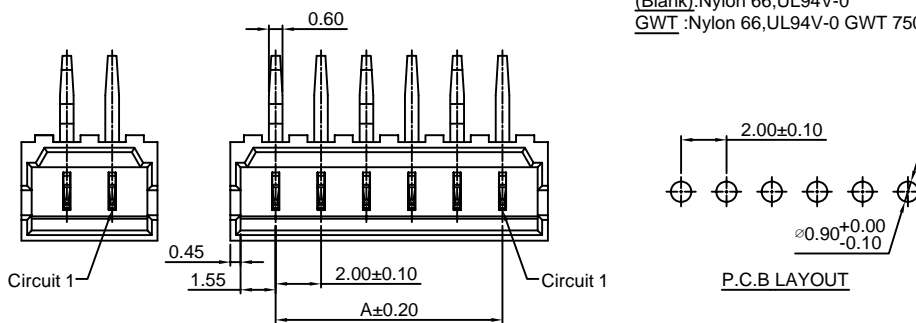
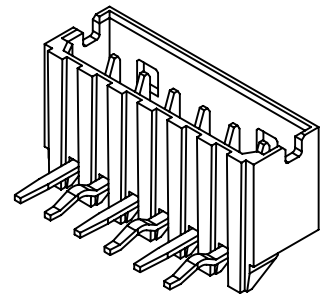
2.00mm pitch 90° Wafer

Reference Informations:

- *Material:Pin:Phosphor Bronze/Tin over Nickel
Insulator:Nylon 66,UL94V-0
- *Mates with CJT A2004H-XP series Housing
- *Color:Ivory

Ordering Information:

- A2004WR-XP - ***
1 2
- 1.Part No.
 - 2.Material:
(Blank):Nylon 66,UL94V-0
GWT :Nylon 66,UL94V-0 GWT 750 °C



Ordering Information & Dimensions:

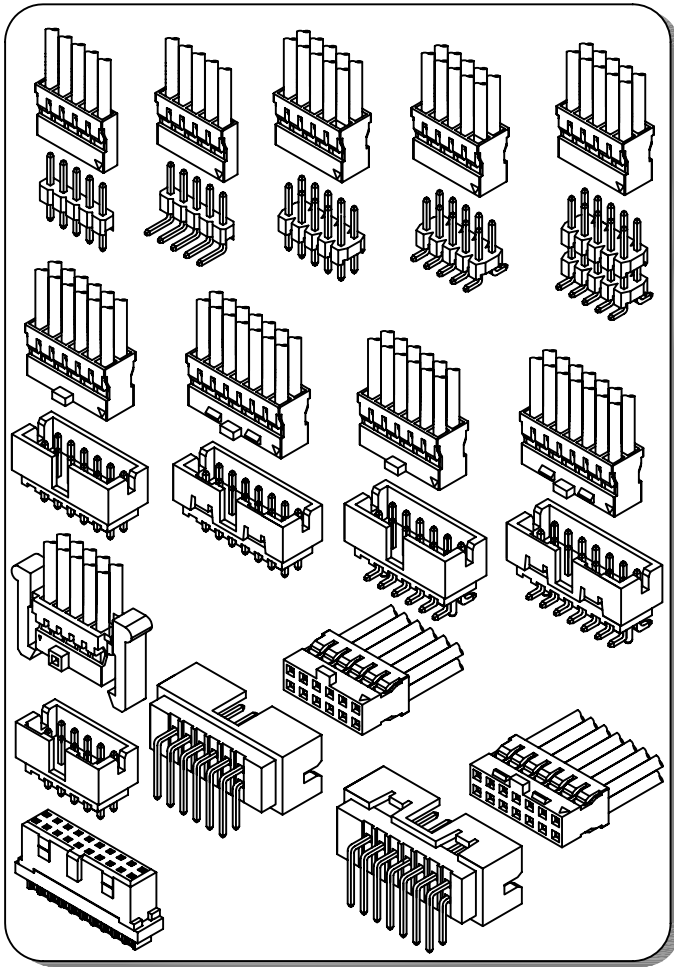
PART NO.	Dimensions	
	A	B
2P	2.00	6.00
3P	4.00	8.00
4P	6.00	10.00
5P	8.00	12.00
6P	10.00	14.00
7P	12.00	16.00
8P	14.00	18.00
9P	16.00	20.00
10P	18.00	22.00
11P	20.00	24.00
12P	22.00	26.00
13P	24.00	28.00
14P	26.00	30.00
15P	28.00	32.00

Unit: mm

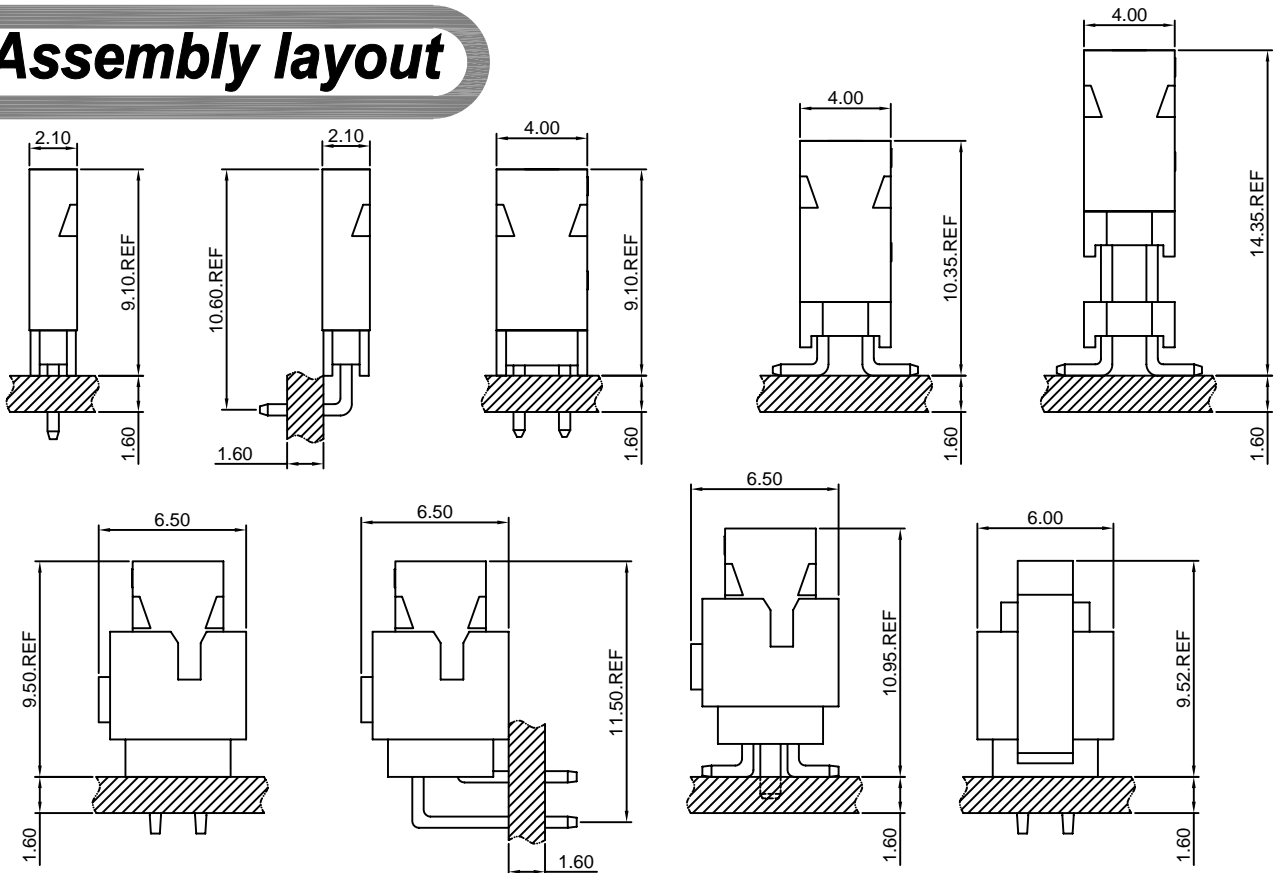
Specifications

- Current rating: 2A AC, DC
- Voltage rating: 250V AC, DC
- Temperature range: -40°C ~ +105°C
- Contact resistance: 20mΩ Max.
- Insulation resistance: 1000MΩ Min.
- Withstanding voltage: 500V AC/minute
- *Compliant with RoHS and REACH*
- *Meet the HF/Halogen Free, need to customize*
- *Contact CJT for details*

Standards



Assembly layout

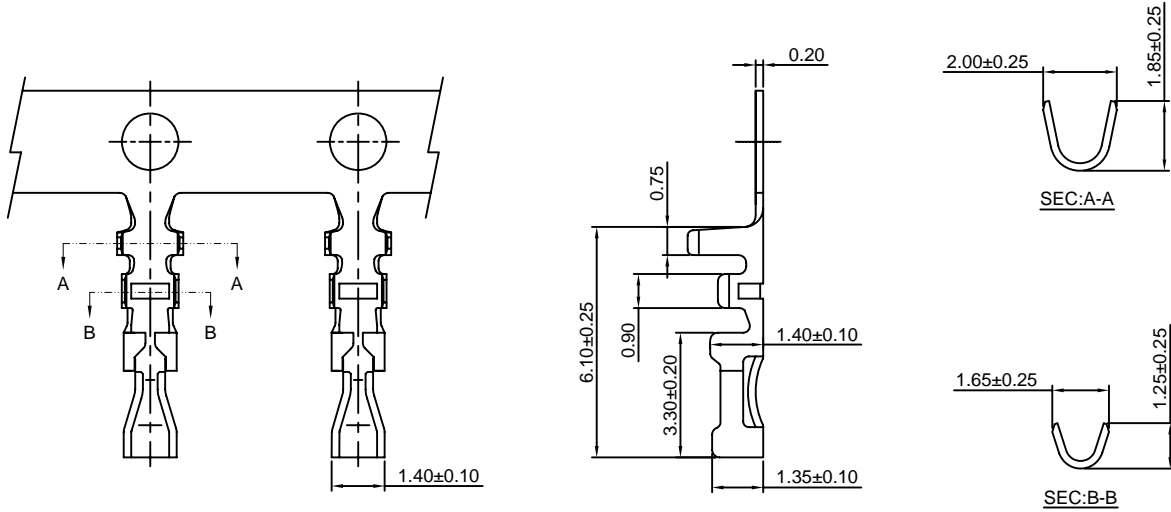


A2005-T

2.00mm pitch Crimp Terminal

Reference Informations:

*Used in CJT A2005H,H-N,HB-N-FI-XP,A2005H-2xXP series Housing



Ordering information & Specifications:

Unit:mm

Part NO.	Wire Range	Insulation O.D.	Material	Finish	Qty/reel
A2005-TP	AWG#26-#30	1.40mm(max)	Phosphor Bronze	Tin over Nickel	10,000 PCS
A2005-GP	AWG#26-#30	1.40mm(max)	Phosphor Bronze	Gold over Nickel	10,000 PCS

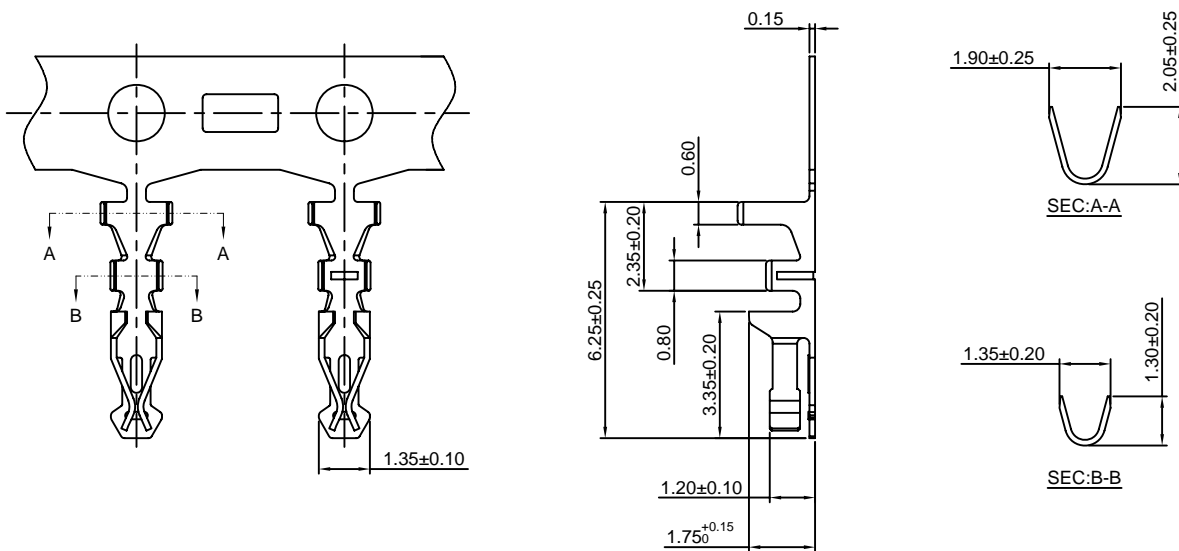
Optional Gold plating available but MOQ requested

A2005-T-B

2.00mm pitch Crimp Terminal

Reference Informations:

*Used in CJT A2005HA,HC-2xXP,A2005HA-2xXP-A, A2005HB-N-2xXP-A(B,C,D,E,F,G,J,FI) series Dual Row Housing



Ordering information & Specifications:

Unit:mm

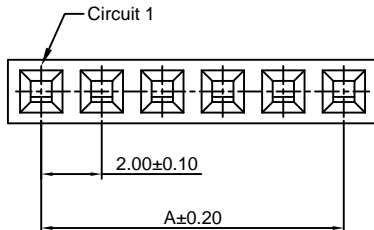
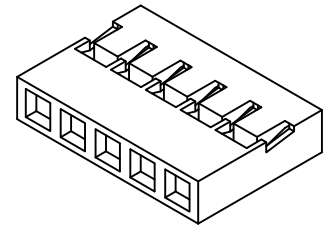
Part NO.	Wire Range	Insulation O.D.	Material	Finish	Qty/reel
A2005-GP-B	AWG#24-#30	1.40mm(max)	Phosphor Bronze	Gold over Nickel	10,000 PCS

A2005H-XP

2.00mm pitch Single Row Housing

Reference Informations:

- *Material:PBT,UL94V-0
- *Suitable CJT A2005-T series Terminal
- *Mates with CJT A2005WV,WR,WVA,WRA-XP, A2005WV-S,WR-S,WVA-S-XP series Single Row Wafer
- *Color:Black



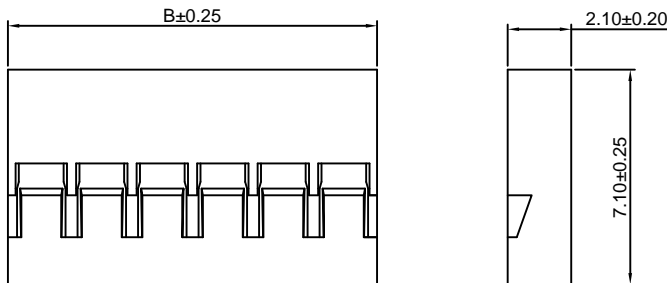
Ordering Information:

- A2005H-XP - ***
 $\frac{1}{2}$
 1.Part No.
 2.Material:
 (Blank):PBT,UL94V-0
 GWT:PBT,UL94V-0,GWT 750°C

Ordering Information & Dimensions:

PART NO.	Dimensions		PART NO.	Dimensions	
	A	B		A	B
2P	2.00	4.20	22P	42.00	44.20
3P	4.00	6.20	23P	44.00	46.20
4P	6.00	8.20	24P	46.00	48.20
5P	8.00	10.20	25P	48.00	50.20
6P	10.00	12.20	26P	50.00	52.20
7P	12.00	14.20	27P	52.00	54.20
8P	14.00	16.20	28P	54.00	56.20
9P	16.00	18.20	29P	56.00	58.20
10P	18.00	20.20	30P	58.00	60.20
11P	20.00	22.20	31P	60.00	62.20
12P	22.00	24.20	32P	62.00	64.20
13P	24.00	26.20	33P	64.00	66.20
14P	26.00	28.20	34P	66.00	68.20
15P	28.00	30.20	35P	68.00	70.20
16P	30.00	32.20	36P	70.00	72.20
17P	32.00	34.20	37P	72.00	74.20
18P	34.00	36.20	38P	74.00	76.20
19P	36.00	38.20	39P	76.00	78.20
20P	38.00	40.20	40P	78.00	80.20
21P	40.00	42.20			

Unit: mm

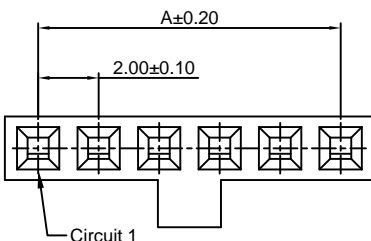
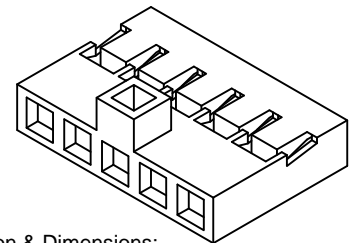


A2005H-N-XP

2.00mm pitch Single Row Housing

Reference Informations:

- *Material:PBT,UL94V-0
- *Suitable CJT A2005-T series Terminal
- *Mates with CJT A2005WV,WR,WVA,WRA-XP, A2005WV-S,WR-S,WVA-S-XP series Single Row Wafer
- *Color:Black



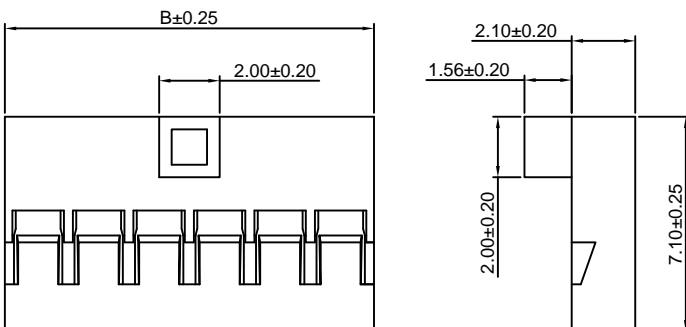
Ordering Information:

- A2005H-N-XP - ***
 $\frac{1}{2}$
 1.Part No.
 2.Material:
 (Blank):PBT,UL94V-0
 GWT:PBT,UL94V-0,GWT 750°C

Ordering Information & Dimensions:

PART NO.	Dimensions		PART NO.	Dimensions	
	A	B		A	B
2P	2.00	4.20	22P	42.00	44.20
3P	4.00	6.20	23P	44.00	46.20
4P	6.00	8.20	24P	46.00	48.20
5P	8.00	10.20	25P	48.00	50.20
6P	10.00	12.20	26P	50.00	52.20
7P	12.00	14.20	27P	52.00	54.20
8P	14.00	16.20	28P	54.00	56.20
9P	16.00	18.20	29P	56.00	58.20
10P	18.00	20.20	30P	58.00	60.20
11P	20.00	22.20	31P	60.00	62.20
12P	22.00	24.20	32P	62.00	64.20
13P	24.00	26.20	33P	64.00	66.20
14P	26.00	28.20	34P	66.00	68.20
15P	28.00	30.20	35P	68.00	70.20
16P	30.00	32.20	36P	70.00	72.20
17P	32.00	34.20	37P	72.00	74.20
18P	34.00	36.20	38P	74.00	76.20
19P	36.00	38.20	39P	76.00	78.20
20P	38.00	40.20	40P	78.00	80.20
21P	40.00	42.20			

Unit: mm



A2005HB-N-XP-FI

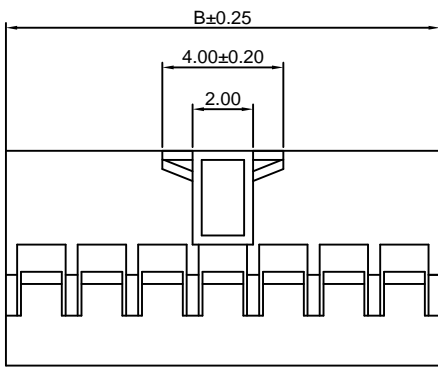
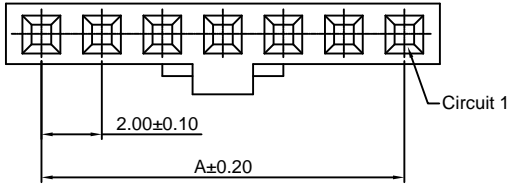
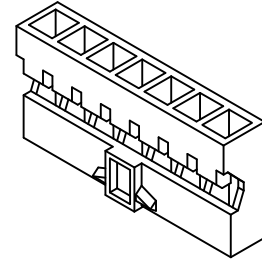
2.00mm Pitch Single Row Housing

Reference Informations:

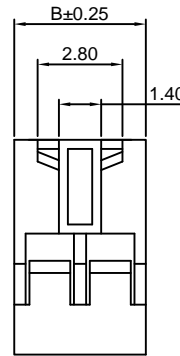
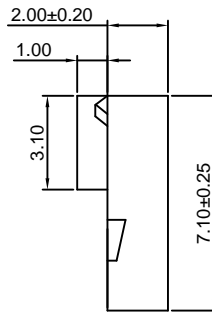
- *Material:PBT,UL94V-0
- *Suitable CJT A2005-T-B series Terminal
- *Mates with CJT A2005WV,WR,WVA,WRA-XP, A2005WV-S,WR-S,WVA-S-XP,A2005WR-N-F-XP-FI, A2005WR-N-S-F-XP-FI series Single Row Wafer
- *Color:White

Ordering Information:
A2005HB-N-XP-FI - *** - **
 1 2 3

- 1.Part No.
- 2.Material:
(blank):PBT,UL94V-0
GWT:PBT,UL94V-0,GWT 750°C
- 3.Color:
(blank):White
BK:Black



3P~17P



2P

Ordering Information & Dimensions:

PART NO.	Dimensions	
	A	B
2P	2.00	4.35
3P	4.00	6.35
4P	6.00	8.35
5P	8.00	10.35
6P	10.00	12.35
7P	12.00	14.35
8P	14.00	16.35
9P	16.00	18.35
10P	18.00	20.35
11P	20.00	22.35
12P	22.00	24.35
13P	24.00	26.35
14P	26.00	28.35
15P	28.00	30.35
16P	30.00	32.35
17P	32.00	34.35

Unit: mm

A2005H-2xXP

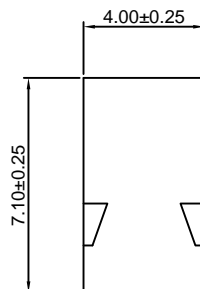
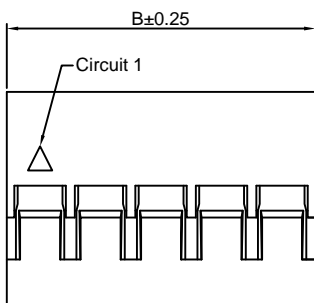
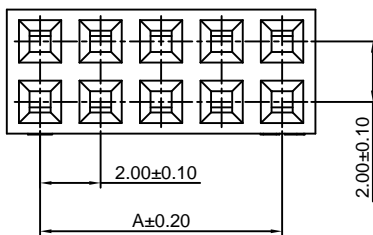
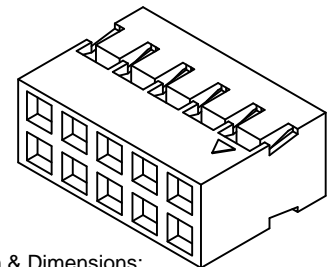
2.00mm Pitch Dual Row Housing

Reference Informations:

- *Material:PBT,UL94V-0
- *Suitable CJT A2005-T series Terminal
- *Mates with CJT A2005WV,WR,WVA,WRA-2xXP, A2005WV-S,WR-S,WVA-S,WVA-S-F-2xXP series Dual Row Wafer
- *Color:Black

Ordering Information:
A2005H-2xXP - ***
 1 2

- 1.Part No.
- 2.Material:
(Blank):PBT,UL94V-0
GWT:PBT,UL94V-0,GWT 750°C



Ordering Information & Dimensions:

PART NO.	Dimensions		PART NO.	Dimensions	
	A	B		A	B
2x2P	2.00	4.20	2x22P	42.00	44.20
2x3P	4.00	6.20	2x23P	44.00	46.20
2x4P	6.00	8.20	2x24P	46.00	48.20
2x5P	8.00	10.20	2x25P	48.00	50.20
2x6P	10.00	12.20	2x26P	50.00	52.20
2x7P	12.00	14.20	2x27P	52.00	54.20
2x8P	14.00	16.20	2x28P	54.00	56.20
2x9P	16.00	18.20	2x29P	56.00	58.20
2x10P	18.00	20.20	2x30P	58.00	60.20
2x11P	20.00	22.20	2x31P	60.00	62.20
2x12P	22.00	24.20	2x32P	62.00	64.20
2x13P	24.00	26.20	2x33P	64.00	66.20
2x14P	26.00	28.20	2x34P	66.00	68.20
2x15P	28.00	30.20	2x35P	68.00	70.20
2x16P	30.00	32.20	2x36P	70.00	72.20
2x17P	32.00	34.20	2x37P	72.00	74.20
2x18P	34.00	36.20	2x38P	74.00	76.20
2x19P	36.00	38.20	2x39P	76.00	78.20
2x20P	38.00	40.20	2x40P	78.00	80.20
2x21P	40.00	42.20			

Unit: mm

A2005H-N-2xXP-A

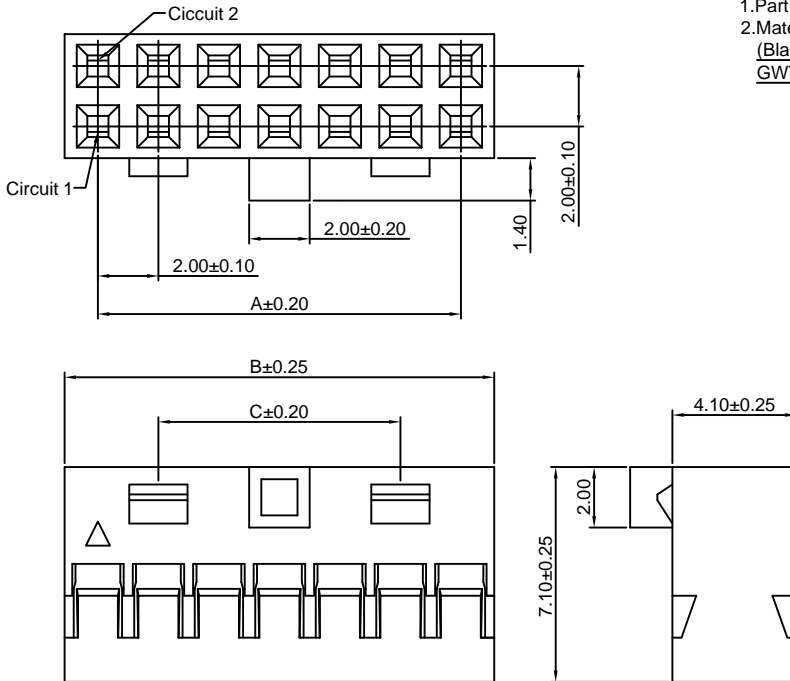
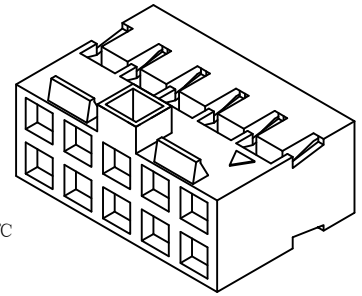
2.00mm Pitch Dual Row Housing

Reference Informations:

- *Material:PBT,UL94V-0
- *Suitable CJT A2005 series Terminal
- *Mates with CJT A2005WV-N-2xXP-A,A2005WR-N-2xXP-A
A2005WV-N-S-2xXP-A,A2005WV-N-S-F-2xXP-A series Dual Row Wafer
- *Color:Black

Ordering Information:

- A2005H-N-2xXP-A - ***
1 2
- 1.Part No.
 - 2.Material:
(Blank):PBT,UL94V-0
GWT:PBT,UL94V-0,GWT 750 °C



Ordering Information & Dimensions:

PART NO.	Dimensions			PART NO.	Dimensions		
	A	B	C		A	B	C
2x7P	12.00	14.20	8.00	2x24P	46.00	48.20	42.00
2x8P	14.00	16.20	10.00	2x25P	48.00	50.20	44.00
2x9P	16.00	18.20	12.00	2x26P	50.00	52.20	46.00
2x10P	18.00	20.20	14.00	2x27P	52.00	54.20	48.00
2x11P	20.00	22.20	16.00	2x28P	54.00	56.20	50.00
2x12P	22.00	24.20	18.00	2x29P	56.00	58.20	52.00
2x13P	24.00	26.20	20.00	2x30P	58.00	60.20	54.00
2x14P	26.00	28.20	22.00	2x31P	60.00	62.20	56.00
2x15P	28.00	30.20	24.00	2x32P	62.00	64.20	58.00
2x16P	30.00	32.20	26.00	2x33P	64.00	66.20	60.00
2x17P	32.00	34.20	28.00	2x34P	66.00	68.20	62.00
2x18P	34.00	36.20	30.00	2x35P	68.00	70.20	64.00
2x19P	36.00	38.20	32.00	2x36P	70.00	72.20	66.00
2x20P	38.00	40.20	34.00	2x37P	72.00	74.20	68.00
2x21P	40.00	42.20	36.00	2x38P	74.00	76.20	70.00
2x22P	42.00	44.20	38.00	2x39P	76.00	78.20	72.00
2x23P	44.00	46.20	40.00	2x40P	78.00	80.20	74.00

Unit: mm

A2005H-N-2xXP-B

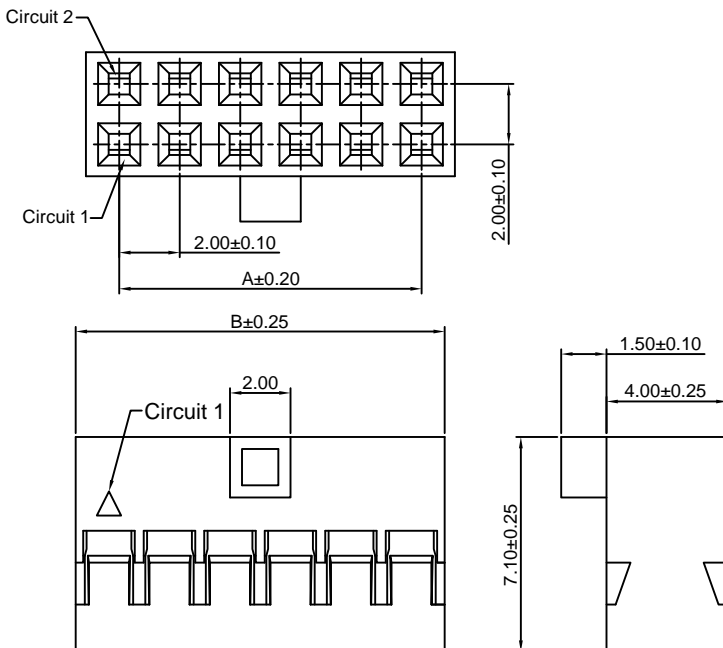
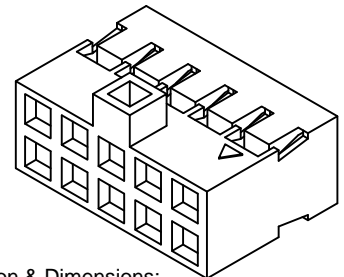
2.00mm Pitch Dual Row Housing

Reference Informations:

- *Material:PBT,UL94V-0
- *Suitable CJT A2005 series Terminal
- *Mates with CJT A2005WV-N,WR-N-2xXP,
A2005WV-N-S-2xXP series Dual Row Wafer
- *Color:Black

Ordering Information:

- A2005H-N-2xXP-B - ***
1 2
- 1.Part No.
 - 2.Material:
(Blank):PBT,UL94V-0
GWT:PBT,UL94V-0,GWT 750 °C



Ordering Information & Dimensions:

PART NO.	Dimensions		PART NO.	Dimensions	
	A	B		A	B
2x2P	2.00	4.20	2x22P	42.00	44.20
2x3P	4.00	6.20	2x23P	44.00	46.20
2x4P	6.00	8.20	2x24P	46.00	48.20
2x5P	8.00	10.20	2x25P	48.00	50.20
2x6P	10.00	12.20	2x26P	50.00	52.20
2x7P	12.00	14.20	2x27P	52.00	54.20
2x8P	14.00	16.20	2x28P	54.00	56.20
2x9P	16.00	18.20	2x29P	56.00	58.20
2x10P	18.00	20.20	2x30P	58.00	60.20
2x11P	20.00	22.20	2x31P	60.00	62.20
2x12P	22.00	24.20	2x32P	62.00	64.20
2x13P	24.00	26.20	2x33P	64.00	66.20
2x14P	26.00	28.20	2x34P	66.00	68.20
2x15P	28.00	30.20	2x35P	68.00	70.20
2x16P	30.00	32.20	2x36P	70.00	72.20
2x17P	32.00	34.20	2x37P	72.00	74.20
2x18P	34.00	36.20	2x38P	74.00	76.20
2x19P	36.00	38.20	2x39P	76.00	78.20
2x20P	38.00	40.20	2x40P	78.00	80.20
2x21P	40.00	42.20			

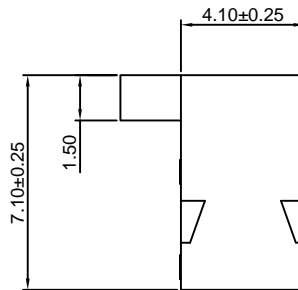
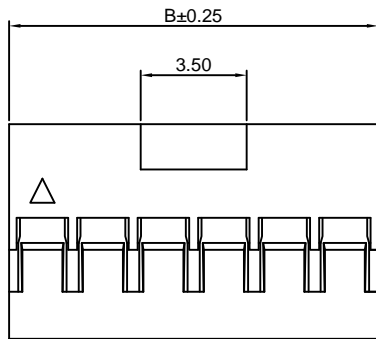
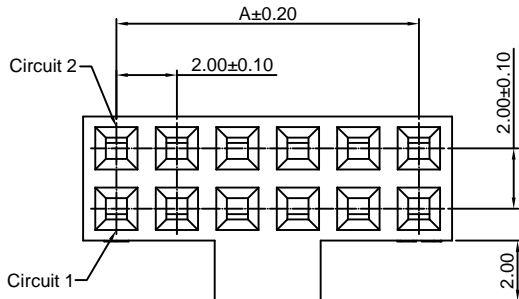
Unit: mm

A2005H-N-2xXP-D

2.00mm Pitch Dual Row Housing

Reference Informations:

- *Material:PBT,UL94V-0
- *Suitable CJT A2005 series Terminal
- *Mates with CJT A2005WV-N,WR-N-2xXP, A2005WV-N-S2xXP series Dual Row Wafer
- *Color:Black



Ordering Information:

- A2005H-N-2xXP-D - ***
 $\frac{1}{2}$
 1.Part No.
 2.Material:
 (Blank):PBT,UL94V-0
 GWT:PBT,UL94V-0,GWT 750°C

Ordering Information & Dimensions:

PART NO.	Dimensions	
	A	B
2x2P	2.00	4.20
2x3P	4.00	6.20
2x4P	6.00	8.20
2x5P	8.00	10.20
2x6P	10.00	12.20
2x7P	12.00	14.20
2x8P	14.00	16.20
2x9P	16.00	18.20
2x10P	18.00	20.20
2x11P	20.00	22.20
2x12P	22.00	24.20
2x13P	24.00	26.20
2x14P	26.00	28.20
2x15P	28.00	30.20
2x16P	30.00	32.20
2x17P	32.00	34.20
2x18P	34.00	36.20
2x19P	36.00	38.20
2x20P	38.00	40.20
2x21P	40.00	42.20
2x22P	42.00	44.20
2x23P	44.00	46.20
2x24P	46.00	48.20
2x25P	48.00	50.20

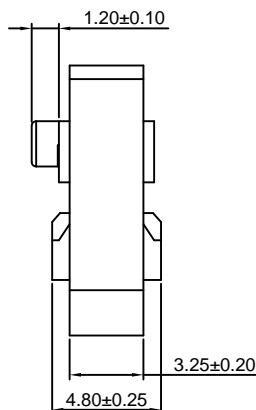
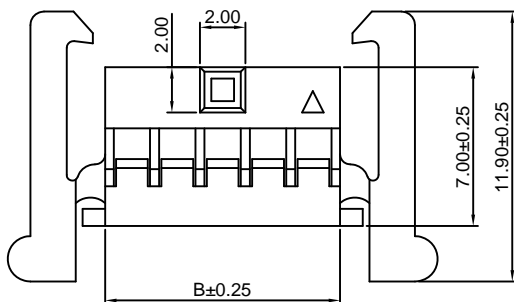
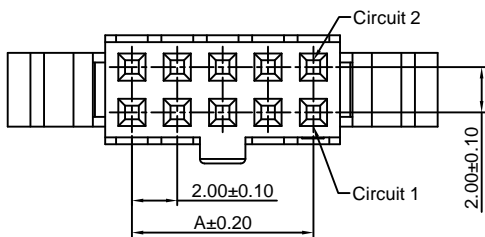
Unit: mm

A2005HA-2xXP

2.00mm Pitch Dual Row Housing

Reference Informations:

- *Material:PBT,UL94V-0
- *Suitable CJT A2005-T-B series Terminal
- *Mates with CJT A2005WV-N-2xXP-B,A2005WR-N-2xXP-B A2005WV-N-S-2xXP-B,A2005WV-N-S-F-2xXP-B series Dual Row Wafer
- *Color:Black



Ordering Information:

- A2005HA-2xXP - ***
 $\frac{1}{2}$
 1.Part No.
 2.Material:
 (Blank):PBT,UL94V-0
 GWT:PBT,UL94V-0,GWT 750°C

Ordering Information & Dimensions:

PART NO.	Dimensions	
	A	B
2x2P	2.00	4.35
2x3P	4.00	6.35
2x4P	6.00	8.35
2x5P	8.00	10.35
2x6P	10.00	12.35
2x7P	12.00	14.35
2x8P	14.00	16.35
2x9P	16.00	18.35
2x10P	18.00	20.35
2x11P	20.00	22.35
2x12P	22.00	24.35
2x13P	24.00	26.35
2x14P	26.00	28.35
2x15P	28.00	30.35
2x16P	30.00	32.35
2x17P	32.00	34.35
2x18P	34.00	36.35
2x19P	36.00	38.35
2x20P	38.00	40.35
2x21P	40.00	42.35
2x22P	42.00	44.35
2x23P	44.00	46.35
2x24P	46.00	48.35
2x25P	48.00	50.35

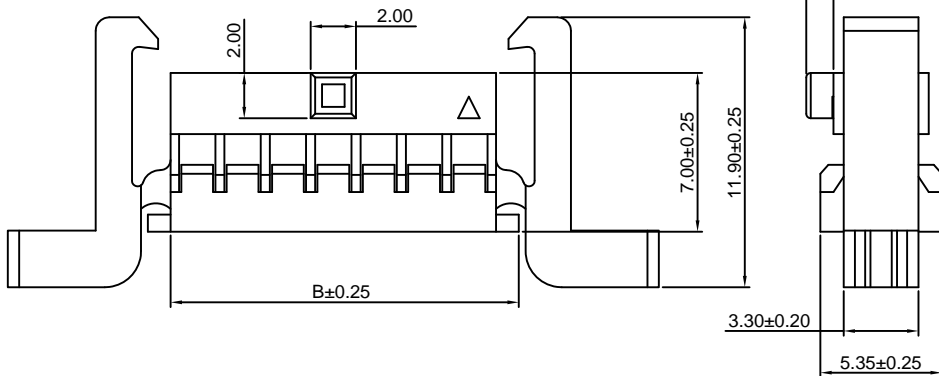
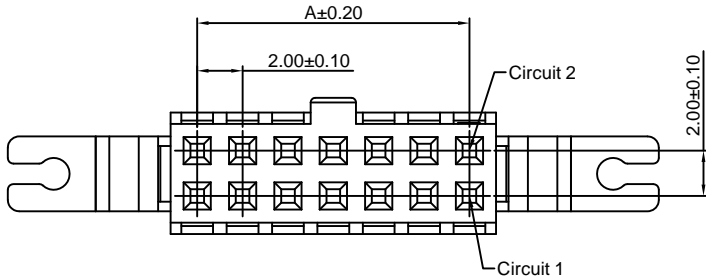
Unit: mm

A2005HA-2xXP-A

2.00mm Pitch Dual Row Housing

Reference Informations:

- *Material:PBT,UL94V-0
- *Suitable CJT A2005-T-B series Terminal
- *Mates with CJT A2005WV-N-2xXP-B,A2005WR-N-2xXP-B
A2005WV-N-S-2xXP-B,A2005WV-N-S-F-2xXP-B series Dual Row Wafer
- *Color:Black



Ordering Information:
A2005HA-2xXP-A - ***
1 2

- 1.Part No.
- 2.Material:
(Blank):PBT,UL94V-0
GWT:PBT,UL94V-0,GWT 750 °C

Ordering Information & Dimensions:

PART NO.	Dimensions	
	A	B
2x7P	12.00	14.35
2x8P	14.00	16.35
2x9P	16.00	18.35
2x10P	18.00	20.35
2x11P	20.00	22.35
2x12P	22.00	24.35
2x13P	24.00	26.35
2x14P	26.00	28.35
2x15P	28.00	30.35
2x16P	30.00	32.35
2x17P	32.00	34.35
2x18P	34.00	36.35
2x19P	36.00	38.35
2x20P	38.00	40.35

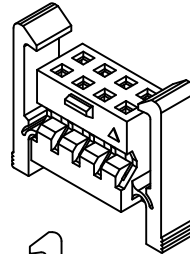
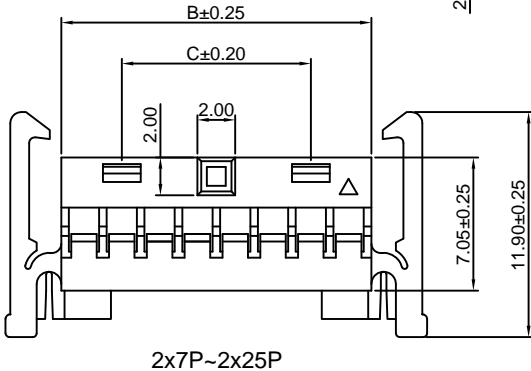
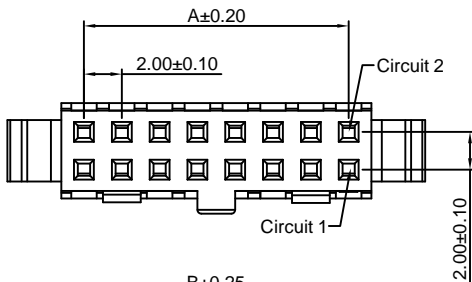
Unit: mm

A2005HC-2xXP

2.00mm Pitch Dual Row Housing

Reference Informations:

- *Material:PBT,UL94V-0
- *Suitable CJT A2005-T-B series Terminal
- *Mates with CJT A2005WV-N-2xXP-A, A2005WR-N-2xXP-A,
A2005WV-N-S-2xXP-A, A2005WV-N-S-F-2xXP-A series
Dual Row Wafer
- *Color:Black



Ordering Information:
A2005HC-2xXP - ***
1 2

- 1.Part No.
- 2.Material:
(Blank):PBT,UL94V-0
GWT:PBT,UL94V-0,GWT 750 °C

Ordering Information & Dimensions:

PART NO.	Dimensions		
	A	B	C
2x2P	2.00	4.35	----
2x3P	4.00	6.35	----
2x4P	6.00	8.35	----
2x5P	8.00	10.35	----
2x6P	10.00	12.35	----
2x7P	12.00	14.35	8.00
2x8P	14.00	16.35	10.00
2x9P	16.00	18.35	12.00
2x10P	18.00	20.35	14.00
2x11P	20.00	22.35	16.00
2x12P	22.00	24.35	18.00
2x13P	24.00	26.35	20.00
2x14P	26.00	28.35	22.00
2x15P	28.00	30.35	24.00
2x16P	30.00	32.35	26.00
2x17P	32.00	34.35	28.00
2x18P	34.00	36.35	30.00
2x19P	36.00	38.35	32.00
2x20P	38.00	40.35	34.00
2x21P	40.00	42.35	36.00
2x22P	42.00	44.35	38.00
2x23P	44.00	46.35	40.00
2x24P	46.00	48.35	42.00
2x25P	48.00	50.35	44.00

Unit: mm

A2005HI-2xXP

2.00mm Pitch Dual Row Housing

Reference Informations:

*Material:Pin:Phosphor Bronze/Tin over Nickel
Insulator:PBT+30%GF,UL94V-0

*Color:Black

Ordering Information:

A2005HI-2xXP - * - *** - ** - ***
1 2 3 4 5

1.Part No.

2.Style:

 :Type 1

 :Type 2

 :Type 3

3.Material:

 (blank):PBT+30%GF,UL94V-0

 GWT:PBT,UL94V-0,GWT 750 °C

4.Color:

 (blank):Black

 GY:Gray

5.Finish:

 (blank):Tin over Nickel

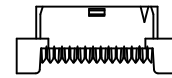
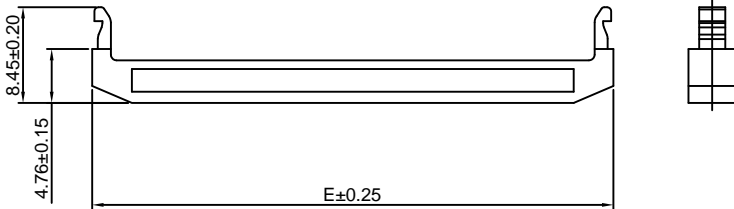
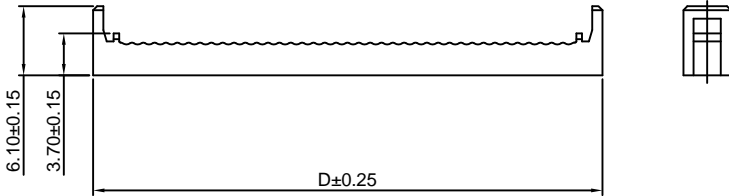
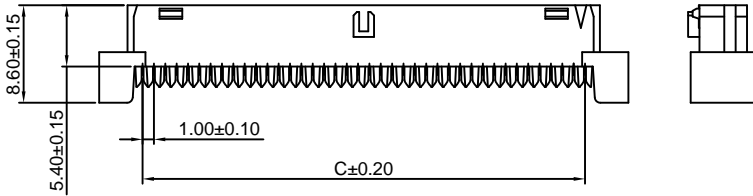
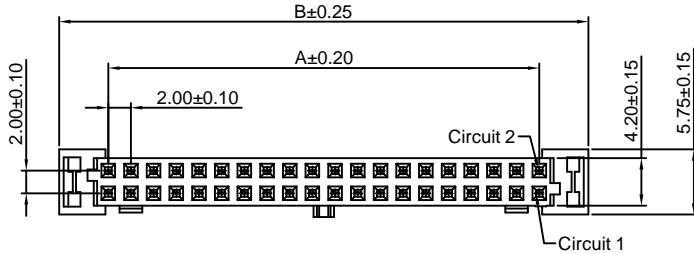
 G:Gold-flash

 G15:15µin (0.38µm) MIN.Select Gold(Mating Area)

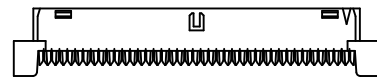
100µin (2.54µm) MIN.Select Tin

 G30:30µin (0.76µm) MIN.Select Gold(Mating Area)

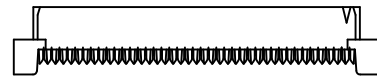
100µin (2.54µm) MIN.Select Tin



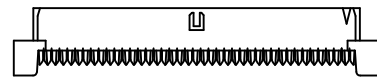
Type 1
2x5P~2x6P



Type 1
2x7P~2x25P



Type 2
2x5P~2x25P



Type 3
2x7P~2x25P

Ordering Information & Dimensions:

PART NO.	Dimensions				
	A	B	C	D	E
2x5P	8.00	16.65	11.65	14.90	15.95
2x6P	10.00	18.65	13.65	16.90	17.95
2x7P	12.00	20.65	15.65	18.90	19.95
2x8P	14.00	22.65	17.65	20.90	21.95
2x9P	16.00	24.65	19.65	22.90	23.95
2x10P	18.00	26.65	21.65	24.90	25.95
2x11P	20.00	28.65	23.65	26.90	27.95
2x12P	22.00	30.65	25.65	28.90	29.95
2x13P	24.00	32.65	27.65	30.90	31.95
2x14P	26.00	34.65	29.65	32.90	33.95
2x15P	28.00	36.65	31.65	34.90	35.95
2x16P	30.00	38.65	33.65	36.90	37.95
2x17P	32.00	40.65	35.65	38.90	39.95
2x18P	34.00	42.65	37.65	40.90	41.95
2x19P	36.00	44.65	39.65	42.90	43.95
2x20P	38.00	46.65	41.65	44.90	45.95
2x21P	40.00	48.65	43.65	46.90	47.95
2x22P	42.00	50.65	45.65	48.90	49.95
2x23P	44.00	52.65	47.65	50.90	51.95
2x24P	46.00	54.65	49.65	52.90	53.95
2x25P	48.00	56.65	51.65	54.90	55.95

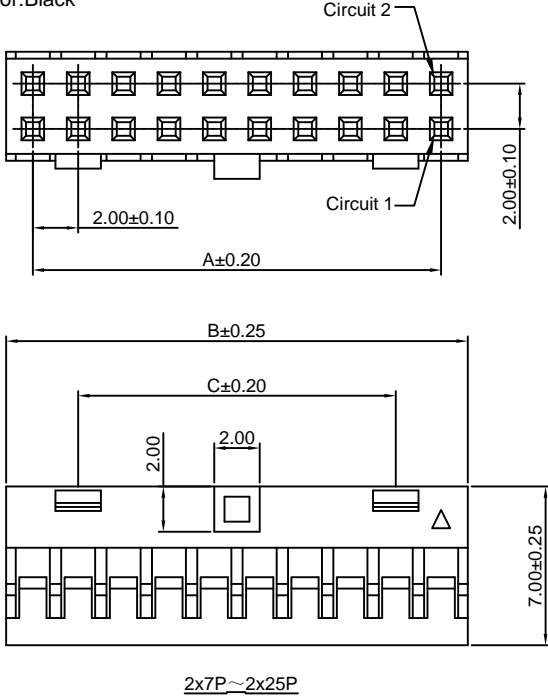
Unit: mm

A2005HB-N-2xXP-A

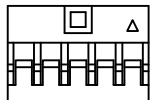
2.00mm Pitch Dual Row Housing

Reference Informations:

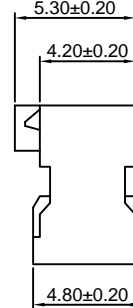
- *Material:PBT,UL94V-0
- *Suitable CJT A2005-T-B series Terminal
- *Mates with CJT A2005WV-N-2xXP-A(B),A2005WR-N-2xXP-A(B)
A2005WV-N-S-2xXP-A(B),A2005WV-N-S-F-2xXP-A(B) series Dual Row Wafer
- *Color:Black



Ordering Information:
A2005HB-N-2xXP-A - ***
 1 2
 1.Part No.
 2.Material:
 (Blank):PBT,UL94V-0
 GWT:PBT,UL94V-0,GWT 750 °C



2x2P~2x6P



Ordering Information & Dimensions:

PART NO.	Dimensions		
	A	B	C
2x2P	2.00	4.35	----
2x3P	4.00	6.35	----
2x4P	6.00	8.35	----
2x5P	8.00	10.35	----
2x6P	10.00	12.35	----
2x7P	12.00	14.35	8.00
2x8P	14.00	16.35	10.00
2x9P	16.00	18.35	12.00
2x10P	18.00	20.35	14.00
2x11P	20.00	22.35	16.00
2x12P	22.00	24.35	18.00
2x13P	24.00	26.35	20.00
2x14P	26.00	28.35	22.00
2x15P	28.00	30.35	24.00
2x16P	30.00	32.35	26.00
2x17P	32.00	34.35	28.00
2x18P	34.00	36.35	30.00
2x19P	36.00	38.35	32.00
2x20P	38.00	40.35	34.00
2x21P	40.00	42.35	36.00
2x22P	42.00	44.35	38.00
2x23P	44.00	46.35	40.00
2x24P	46.00	48.35	42.00
2x25P	48.00	50.35	44.00

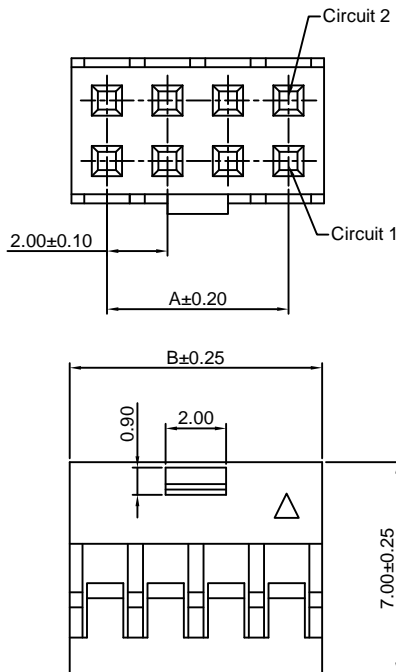
Unit: mm

A2005HB-N-2xXP-B

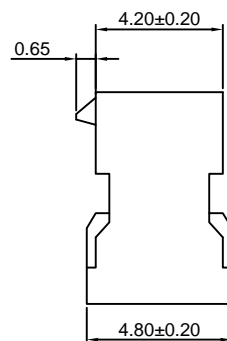
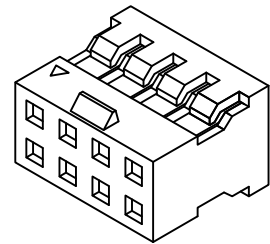
2.00mm Pitch Dual Row Housing

Reference Informations:

- *Material:PBT,UL94V-0
- *Suitable CJT A2005-T-B series Terminal
- *Mates with CJT A2005WV-N-2xXP-B,A2005WR-N-2xXP-B,
A2005WV-N-S-2xXP-B,A2005WV-N-S-F-2xXP-B series Dual Row Wafer
- *Color:Black



Ordering Information:
A2005HB-N-2xXP-B - ***
 1 2
 1.Part No.
 2.Material:
 (Blank):PBT,UL94V-0
 GWT:PBT,UL94V-0,GWT 750 °C



Ordering Information & Dimensions:

PART NO.	Dimensions	
	A	B
2x2P	2.00	4.35
2x3P	4.00	6.35
2x4P	6.00	8.35
2x5P	8.00	10.35
2x6P	10.00	12.35

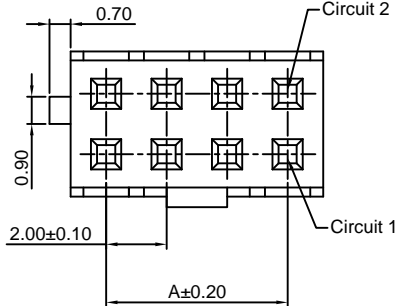
Unit: mm

A2005HB-N-2xXP-C

2.00mm Pitch Dual Row Housing

Reference Informations:

- *Material:PBT,UL94V-0
- *Suitable CJT A2005-T-B series Terminal
- *Mates with CJT A2005WV-N-2xXP-B,A2005WR-N-2xXP-B, A2005WV-N-S-2xXP-B,A2005WV-N-S-F-2xXP-B series Dual Row Wafer
- *Color:Black



Ordering Information:

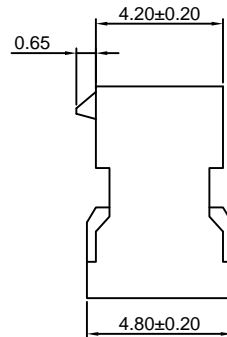
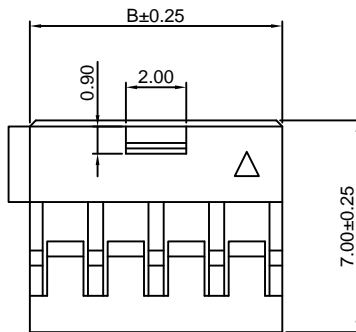
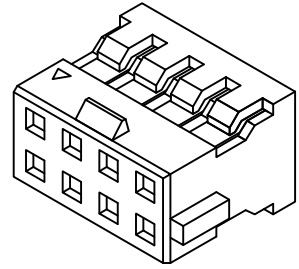
A2005HB-N-2xXP-C - ***
1 2

1.Part No.

2.Material:

(Blank):PBT,UL94V-0

GWT:PBT,UL94V-0,GWT 750 °C



Ordering Information & Dimensions:

PART NO.	Dimensions	
	A	B
2x2P	2.00	4.35
2x3P	4.00	6.35
2x4P	6.00	8.35
2x5P	8.00	10.35
2x6P	10.00	12.35

Unit: mm

A2005HB-N-2xXP-D(-E)

2.00mm Pitch Dual Row Housing

Reference Informations:

- *Material:PBT,UL94V-0
- *Suitable CJT A2005-T-B series Terminal
- *Mates with CJT A2005WV-N-2xXP-A(B), A2005WR-N-2xXP-A(B),A2005WV-N-S-2xXP-A(B), A2005WV-N-S-F-2xXP-A(B) series Dual Row Wafer
- *Color:Black

Ordering Information:

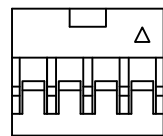
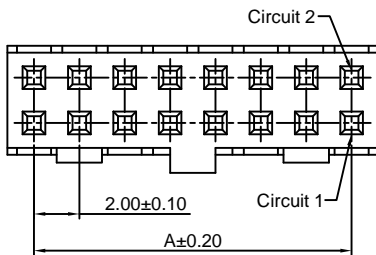
A2005HB-N-2xXP-D(-E) - ***
1 2

1.Part No.

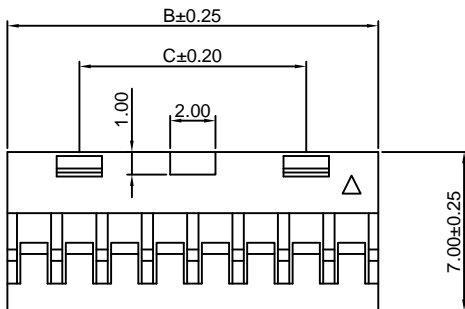
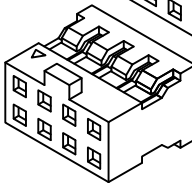
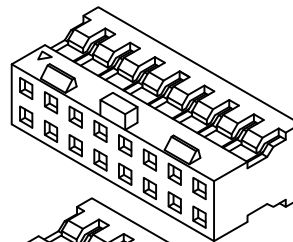
2.Material:

(Blank):PBT,UL94V-0

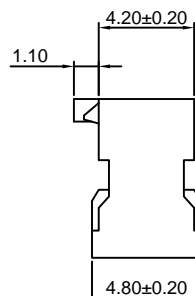
GWT:PBT,UL94V-0,GWT 750 °C



2x2P~2x25P
A2005HB-N-2xXP-E



2x7P~2x25P
A2005HB-N-2xXP-D



Ordering Information & Dimensions:

PART NO.	Dimensions		
	A	B	C
2x2P	2.00	4.35	----
2x3P	4.00	6.35	----
2x4P	6.00	8.35	----
2x5P	8.00	10.35	----
2x6P	10.00	12.35	----
2x7P	12.00	14.35	8.00
2x8P	14.00	16.35	10.00
2x9P	16.00	18.35	12.00
2x10P	18.00	20.35	14.00
2x11P	20.00	22.35	16.00
2x12P	22.00	24.35	18.00
2x13P	24.00	26.35	20.00
2x14P	26.00	28.35	22.00
2x15P	28.00	30.35	24.00
2x16P	30.00	32.35	26.00
2x17P	32.00	34.35	28.00
2x18P	34.00	36.35	30.00
2x19P	36.00	38.35	32.00
2x20P	38.00	40.35	34.00
2x21P	40.00	42.35	36.00
2x22P	42.00	44.35	38.00
2x23P	44.00	46.35	40.00
2x24P	46.00	48.35	42.00
2x25P	48.00	50.35	44.00

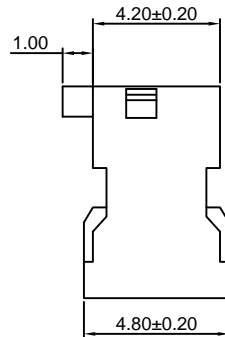
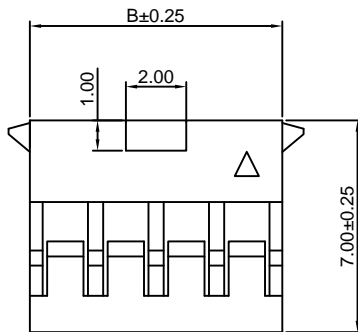
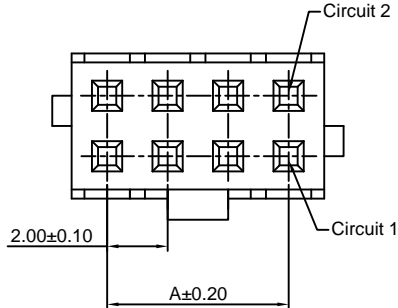
Unit: mm

A2005HB-N-2xXP-F

2.00mm Pitch Dual Row Housing

Reference Informations:

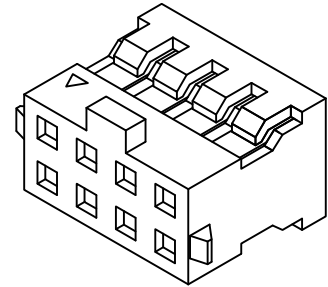
- *Material:PBT,UL94V-0
- *Suitable CJT A2005-T-B series Terminal
- *Mates with CJT A2005WV-N-2xXP-B,A2005WR-N-2xXP-B, A2005WV-N-S-2xXP-B,A2005WV-N-S-F-2xXP-B series Dual Row Wafer
- *Color:Black



Ordering Information:

A2005HB-N-2xXP-F - ***
1 2

- 1.Part No.
- 2.Material:
(Blank):PBT,UL94V-0
GWT:PBT,UL94V-0,GWT 750℃



Ordering Information & Dimensions:

PART NO.	Dimensions	
	A	B
2x2P	2.00	4.35
2x3P	4.00	6.35
2x4P	6.00	8.35
2x5P	8.00	10.35
2x6P	10.00	12.35

Unit: mm

A2005HB-N-2xXP-G

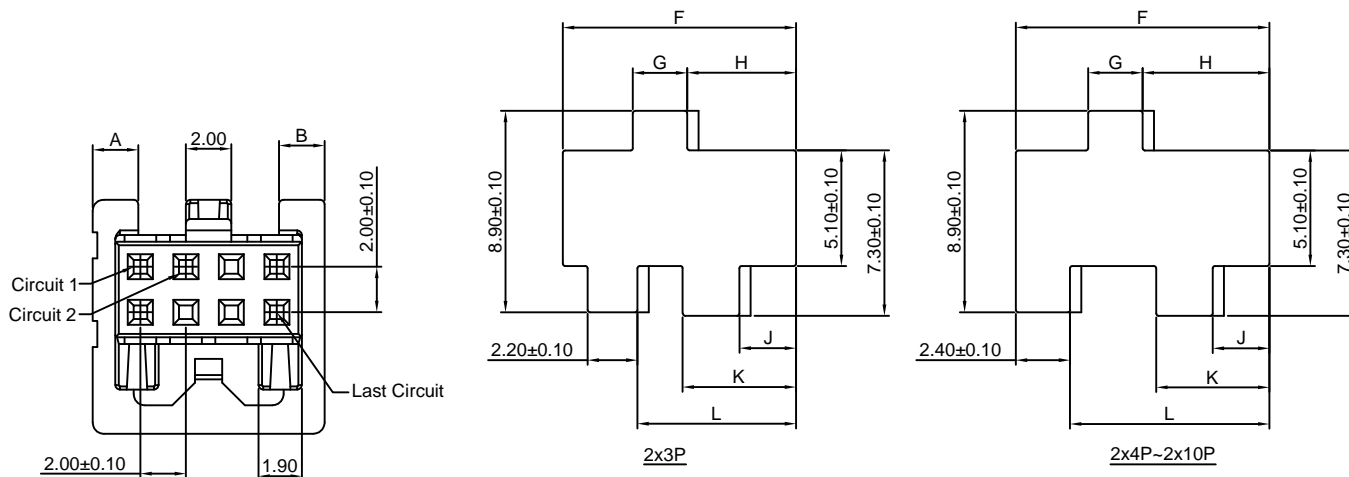
2.00mm Pitch Dual Row Housing

Reference Informations:

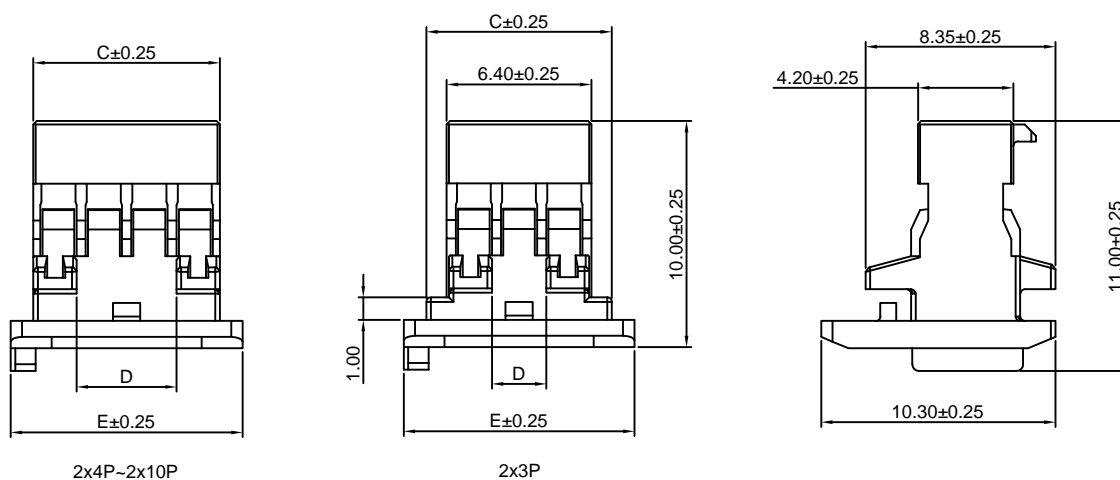
- *Material:PBT,UL94V-0
- *Suitable CJT A2005-T-B series Terminal
- *Color:Black

Ordering Information:

- A2005HB-N-2xXP-G - ***
- | | |
|---|---|
| 1 | 2 |
|---|---|
- 1.Part No.
 - 2.Material:
- (Blank):PBT,UL94V-0
GWT:PBT,UL94V-0,GWT 750℃



panel hole layout



Ordering Information & Dimensions:

PART NO.	Dimensions										
	A	B	C	D	E	F	G	H	J	K	L
2x3P	2.00	2.00	8.20	2.40	10.20	10.30	2.40	4.80	2.50	5.00	7.00
2x4P	2.00	2.00	8.20	4.40	10.20	11.30	2.40	5.60	2.50	5.00	8.80
2x5P	3.00	3.00	10.40	6.40	12.20	13.30	2.60	6.70	2.60	6.10	10.90
2x6P	4.00	4.00	12.40	8.40	14.20	15.30	2.60	7.70	2.60	7.10	12.90
2x7P	5.00	5.00	14.40	10.40	16.20	17.30	2.60	8.70	2.60	8.10	14.90
2x8P	6.00	6.00	16.40	12.40	18.20	19.30	2.60	9.70	2.60	9.10	16.90
2x9P	7.00	7.00	18.40	14.40	20.20	21.30	2.60	10.70	2.60	10.10	18.90
2x10P	8.00	8.00	20.40	16.40	22.20	23.30	2.60	11.70	2.60	11.10	20.90

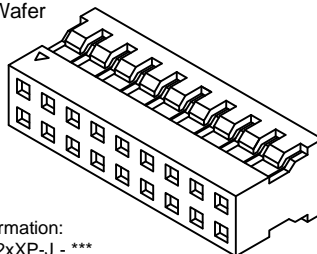
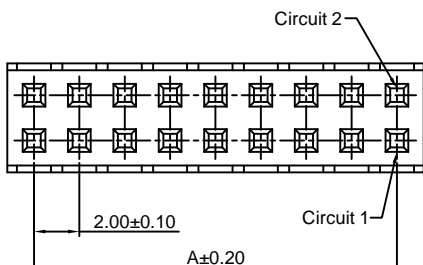
Unit: mm

A2005HB-N-2xXP-J

2.00mm Pitch Dual Row Housing

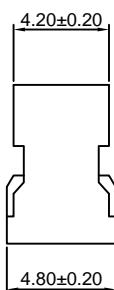
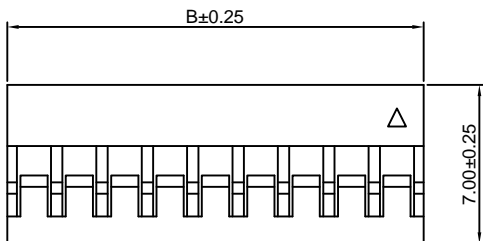
Reference Informations:

- *Material:PBT,UL94V-0
- *Suitable CJT A2005-T-B series Terminal
- *Mates with CJT A2005WV-N-2xXP-B,A2005WR-N-2xXP-B, A2005WV-N-S-2xXP-B,A2005WV-N-S-F-2xXP-B series Dual Row Wafer
- *Color:Black



Ordering Information:
A2005HB-N-2xXP-J - ***
 1 2

1.Part No.
 2.Material:
 (Blank):PBT,UL94V-0
 GWT:PBT,UL94V-0,GWT 750 °C



Ordering Information & Dimensions:

PART NO.	Dimensions	
	A	B
2x2P	2.00	4.35
2x3P	4.00	6.35
2x4P	6.00	8.35
2x5P	8.00	10.35
2x6P	10.00	12.35
2x7P	12.00	14.35
2x8P	14.00	16.35
2x9P	16.00	18.35
2x10P	18.00	20.35
2x11P	20.00	22.35
2x12P	22.00	24.35
2x13P	24.00	26.35
2x14P	26.00	28.35
2x15P	28.00	30.35
2x16P	30.00	32.35
2x17P	32.00	34.35
2x18P	34.00	36.35
2x19P	36.00	38.35
2x20P	38.00	40.35
2x21P	40.00	42.35
2x22P	42.00	44.35
2x23P	44.00	46.35
2x24P	46.00	48.35
2x25P	48.00	50.35

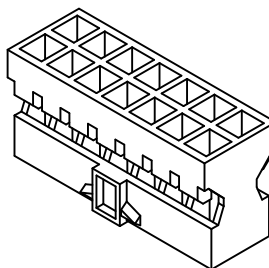
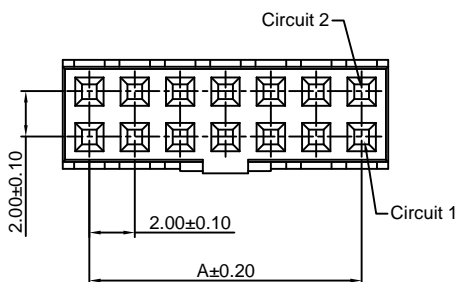
Unit: mm

A2005HB-N-2xXP-FI

2.00mm Pitch Dual Row Housing

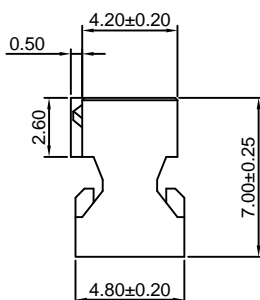
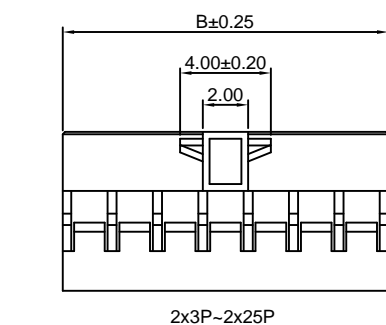
Reference Informations:

- *Material:PBT,UL94V-0
- *Suitable CJT A2005-T-B series Terminal
- *Mates with CJT A2005WV-N-2xXP-FI,A2005WR-N-2xXP-FI, A2005WV-N-S-2xXP-FI series Dual Row Wafer
- *Color:Black



Ordering Information:
A2005HB-N-2xXP-FI - ***
 1 2

1.Part No.
 2.Material:
 (Blank):PBT,UL94V-0
 GWT:PBT,UL94V-0,GWT 750 °C



Ordering Information & Dimensions:

PART NO.	Dimensions	
	A	B
2x2P	2.00	4.35
2x3P	4.00	6.35
2x4P	6.00	8.35
2x5P	8.00	10.35
2x6P	10.00	12.35
2x7P	12.00	14.35
2x8P	14.00	16.35
2x9P	16.00	18.35
2x10P	18.00	20.35
2x11P	20.00	22.35
2x12P	22.00	24.35
2x13P	24.00	26.35
2x14P	26.00	28.35
2x15P	28.00	30.35
2x16P	30.00	32.35
2x17P	32.00	34.35
2x18P	34.00	36.35
2x19P	36.00	38.35
2x20P	38.00	40.35
2x21P	40.00	42.35
2x22P	42.00	44.35
2x23P	44.00	46.35
2x24P	46.00	48.35
2x25P	48.00	50.35

Unit: mm

A2005WR-N-F-XP-FI

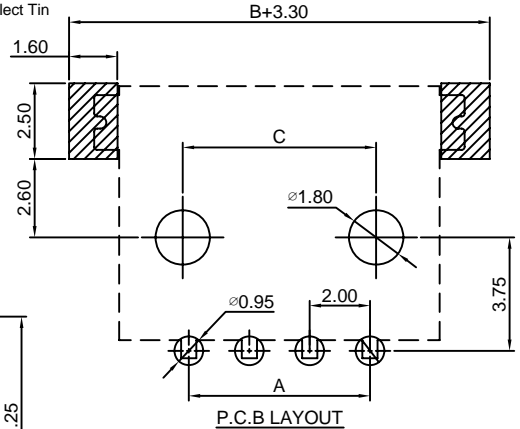
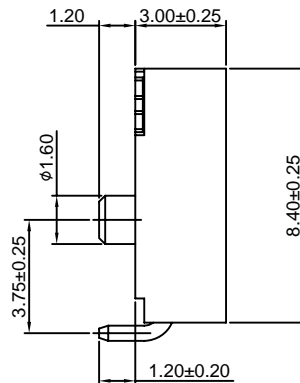
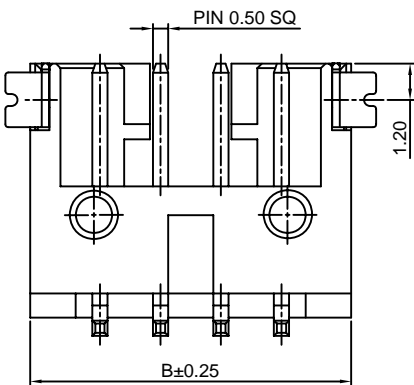
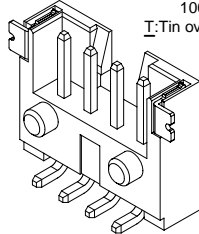
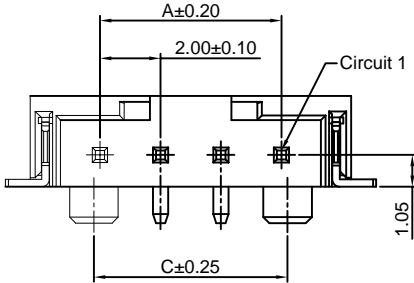
2.00mm Pitch 90° Single Row Box Header

Reference Informations:

- *Material:Pin:Brass/Gold over Nickel
Insulator:LCP,UL94V-0
- *Mates with CJT A2005HB-N-XP-FI series Single Row Housing
- *Color:Beige

Ordering Information:
A2005WR-N-F-XP-FI - *** - ***
1 2 3

- 1.Part No.
- 2.Material:
(blank):LCP,UL94V-0
GWT:LCP,UL94V-0,GWT 750 °C
- 3.Finish:
(blank):Gold-flash
G15:15µin (0.38µm) MIN.Select Gold(Mating Area)
100µin (2.54µm) MIN.Select Tin
G30:30µin (0.76µm) MIN.Select Gold(Mating Area)
100µin (2.54µm) MIN.Select Tin
T:Tin over Nickel



Ordering Information & Dimensions:

PART NO.	Dimensions		
	A	B	C
4P	6.00	10.60	6.40
6P	10.00	14.60	10.40
8P	14.00	18.60	14.40

Unit: mm

A2005WR-N-S-F-XP-FI

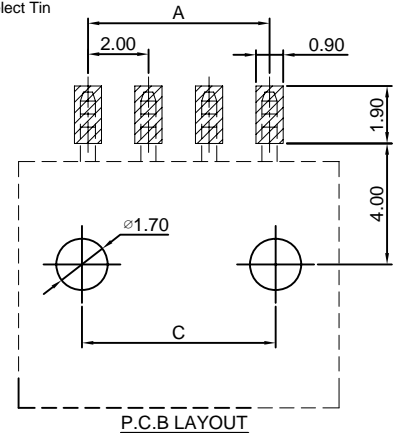
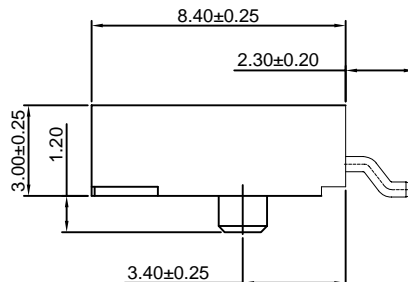
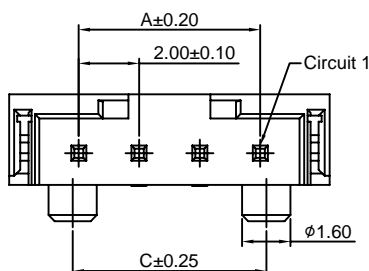
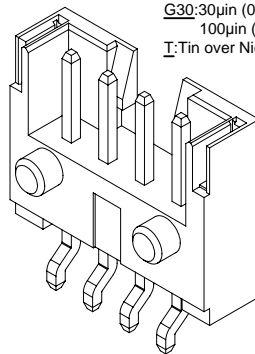
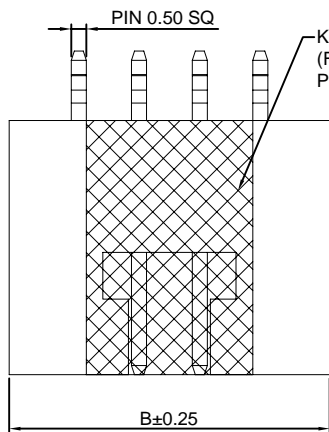
2.00mm Pitch 90° Single Row Box Header - SMT TYPE

Reference Informations:

- *Material:Pin:Brass/Gold over Nickel
Insulator:LCP,UL94V-0
- *Mates with CJT A2005HB-N-XP-FI series Single Row Housing
- *Color:Beige

Ordering Information:
A2005WR-N-S-F-XP-FI - *** - ***
1 2 3

- 1.Part No.
- 2.Material:
(blank):LCP,UL94V-0
GWT:LCP,UL94V-0,GWT 750 °C
- 3.Finish:
(blank):Gold-flash
G15:15µin (0.38µm) MIN.Select Gold(Mating Area)
100µin (2.54µm) MIN.Select Tin
G30:30µin (0.76µm) MIN.Select Gold(Mating Area)
100µin (2.54µm) MIN.Select Tin
T:Tin over Nickel



Ordering Information & Dimensions:

PART NO.	Dimensions		
	A	B	C
4P	6.00	10.60	6.40
6P	10.00	14.60	10.40
8P	14.00	18.60	14.40

Unit: mm

A2005WV-N-2xXP

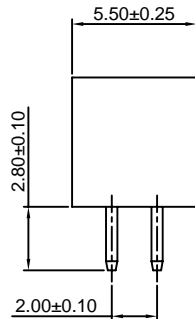
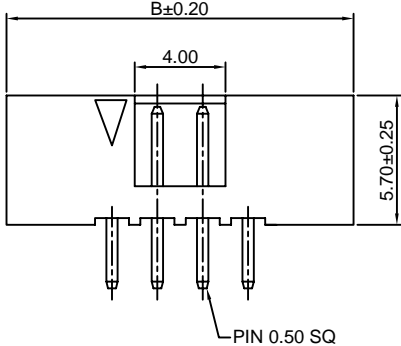
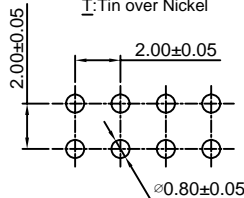
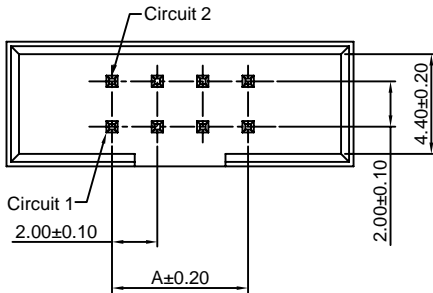
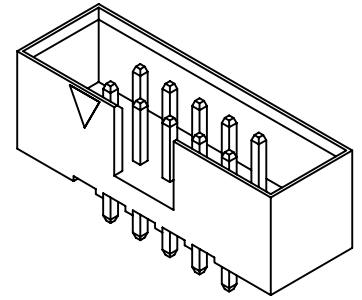
2.00mm Pitch 180° Dual Row Box Header

Reference Informations:

- *Material: Pin: Brass/Gold over Nickel
Insulator: PBT, UL94V-0
- *Mates with CJT A2005H-N-2xXP-B(D) series Dual Row Housing
- *Color: Black

Ordering Information:
A2005WV-N-2xXP - *** - ***
1 2 3

- Part No.
- Material:
(blank): PBT, UL94V-0
6T: Nylon 6T, UL94V-0
GWT: Nylon 6T, UL94V-0, GWT 750 °C
- Finish:
(blank): Gold-flash
G15: 15µin (0.38µm) MIN. Select Gold (Mating Area)
100µin (2.54µm) MIN. Select Tin
G30: 30µin (0.76µm) MIN. Select Gold (Mating Area)
100µin (2.54µm) MIN. Select Tin
T: Tin over Nickel



Ordering Information & Dimensions:

PART NO.	Dimensions		PART NO.	Dimensions	
	A	B		A	B
2x4P	6.00	15.30	2x20P	38.00	47.30
2x5P	8.00	17.30	2x21P	40.00	49.30
2x6P	10.00	19.30	2x22P	42.00	51.30
2x7P	12.00	21.30	2x23P	44.00	53.30
2x8P	14.00	23.30	2x24P	46.00	55.30
2x9P	16.00	25.30	2x25P	48.00	57.30
2x10P	18.00	27.30	2x26P	50.00	59.30
2x11P	20.00	29.30	2x27P	52.00	61.30
2x12P	22.00	31.30	2x28P	54.00	63.30
2x13P	24.00	33.30	2x29P	56.00	65.30
2x14P	26.00	35.30	2x30P	58.00	67.30
2x15P	28.00	37.30	2x31P	60.00	69.30
2x16P	30.00	39.30	2x32P	62.00	71.30
2x17P	32.00	41.30	2x33P	64.00	73.30
2x18P	34.00	43.30	2x34P	66.00	75.30
2x19P	36.00	45.30			

Unit: mm

A2005WR-N-2xXP

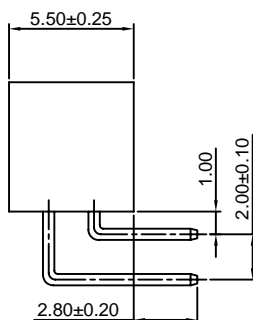
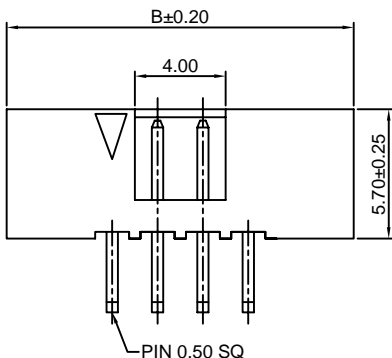
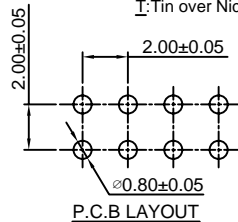
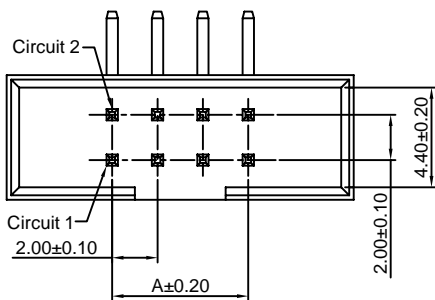
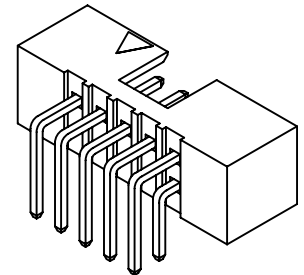
2.00mm Pitch 90° Dual Row Box Header

Reference Informations:

- *Material: Pin: Brass/Gold over Nickel
Insulator: PBT, UL94V-0
- *Mates with CJT A2005H-N-2xXP-B(D) series Dual Row Housing
- *Color: Black

Ordering Information:
A2005WR-N-2xXP - *** - ***
1 2 3

- Part No.
- Material:
(Blank): PBT, UL94V-0
6T: Nylon 6T, UL94V-0
GWT: Nylon 6T, UL94V-0, GWT 750 °C
- Finish:
(blank): Gold-flash
G15: 15µin (0.38µm) MIN. Select Gold (Mating Area)
100µin (2.54µm) MIN. Select Tin
G30: 30µin (0.76µm) MIN. Select Gold (Mating Area)
100µin (2.54µm) MIN. Select Tin
T: Tin over Nickel



Ordering Information & Dimensions:

PART NO.	Dimensions		PART NO.	Dimensions	
	A	B		A	B
2x4P	6.00	15.30	2x20P	38.00	47.30
2x5P	8.00	17.30	2x21P	40.00	49.30
2x6P	10.00	19.30	2x22P	42.00	51.30
2x7P	12.00	21.30	2x23P	44.00	53.30
2x8P	14.00	23.30	2x24P	46.00	55.30
2x9P	16.00	25.30	2x25P	48.00	57.30
2x10P	18.00	27.30	2x26P	50.00	59.30
2x11P	20.00	29.30	2x27P	52.00	61.30
2x12P	22.00	31.30	2x28P	54.00	63.30
2x13P	24.00	33.30	2x29P	56.00	65.30
2x14P	26.00	35.30	2x30P	58.00	67.30
2x15P	28.00	37.30	2x31P	60.00	69.30
2x16P	30.00	39.30	2x32P	62.00	71.30
2x17P	32.00	41.30	2x33P	64.00	73.30
2x18P	34.00	43.30	2x34P	66.00	75.30
2x19P	36.00	45.30			

Unit: mm

A2005WV-N-2xXP-A

2.00mm Pitch 180° Dual Row Box Header - A TYPE

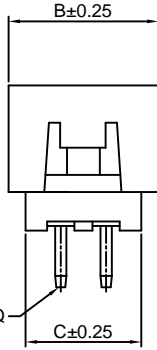
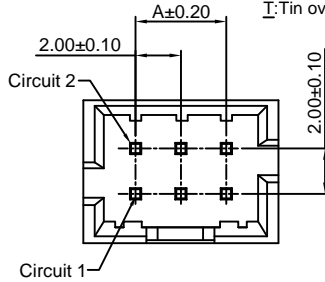
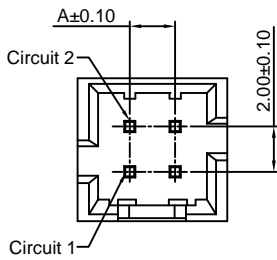
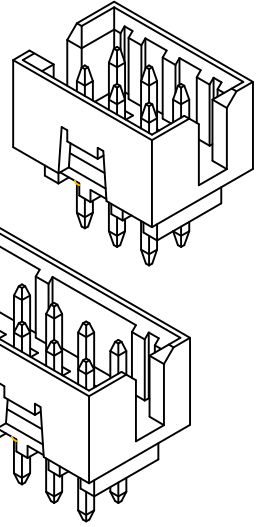
Reference Informations:

- *Material:Pin:Brass/Gold over Nickel
Insulator:Nylon 6T,UL94V-0
- *Mates with CJT A2005HB-N-2xXP-A(D) series Dual Row Housing
- *Color:Black

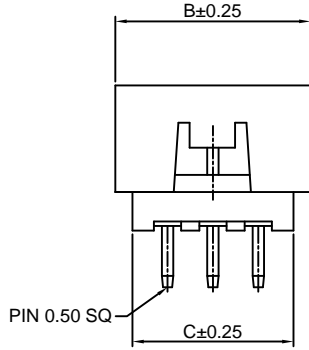
Ordering Information:

A2005WV-N-2xXP-A - *** - ***
1 2 3

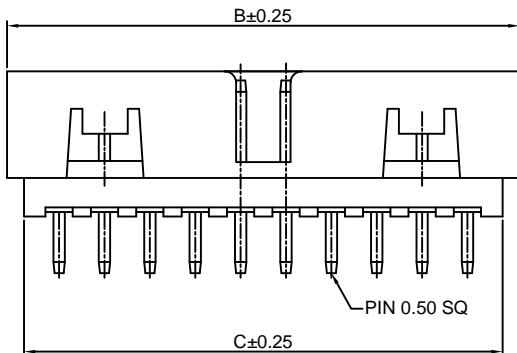
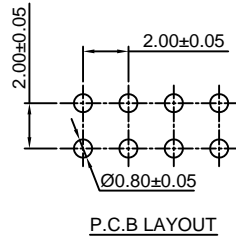
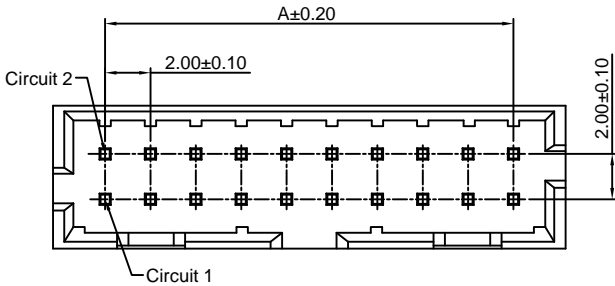
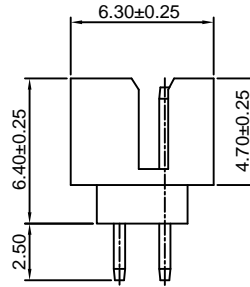
- 1.Part No.
- 2.Material:
(Blank):Nylon 6T,UL94V-0
GWT:Nylon 6T,UL94V-0,GWT 750 °C
- 3.Finish:
(blank):Gold-flash
G15:15µin (0.38µm) MIN.Select Gold(Mating Area)
100µin (2.54µm) MIN.Select Tin
G30:30µin (0.76µm) MIN.Select Gold(Mating Area)
100µin (2.54µm) MIN.Select Tin
T:Tin over Nickel



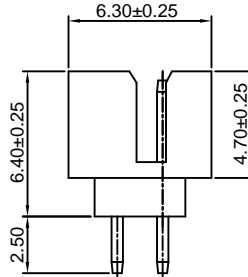
2x2P



2x3P~2x6P



2x7P~2x25P



Ordering Information & Dimensions:

PART NO.	Dimensions		
	A	B	C
2x2P	2.00	6.65	5.00
2x3P	4.00	8.65	7.00
2x4P	6.00	10.65	9.00
2x5P	8.00	12.65	11.00
2x6P	10.00	14.65	13.00
2x7P	12.00	16.65	15.00
2x8P	14.00	18.65	17.00
2x9P	16.00	20.65	19.00
2x10P	18.00	22.65	21.00
2x11P	20.00	24.65	23.00
2x12P	22.00	26.65	25.00
2x13P	24.00	28.65	27.00
2x14P	26.00	30.65	29.00
2x15P	28.00	32.65	31.00
2x16P	30.00	34.65	33.00
2x17P	32.00	36.65	35.00
2x18P	34.00	38.65	37.00
2x19P	36.00	40.65	39.00
2x20P	38.00	42.65	41.00
2x21P	40.00	44.65	43.00
2x22P	42.00	46.65	45.00
2x23P	44.00	48.65	47.00
2x24P	46.00	50.65	49.00
2x25P	48.00	52.65	51.00

Unit: mm

A2005WV-N-2xXP-B

2.00mm Pitch 180° Dual Row Box Header - B TYPE

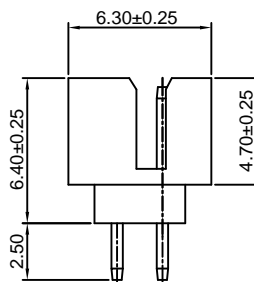
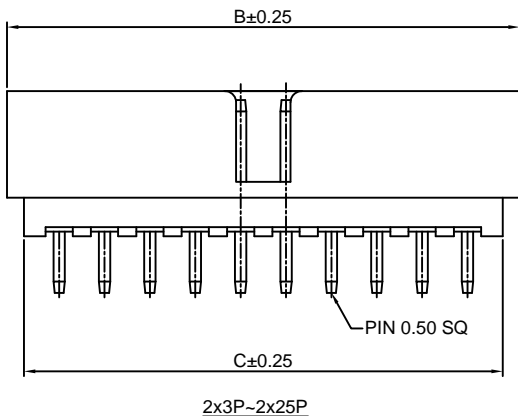
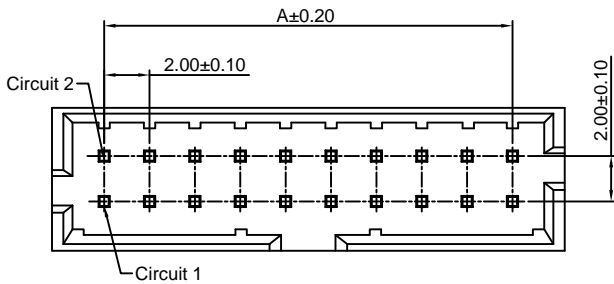
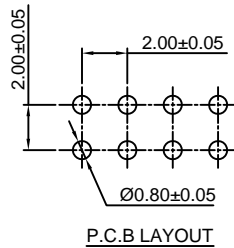
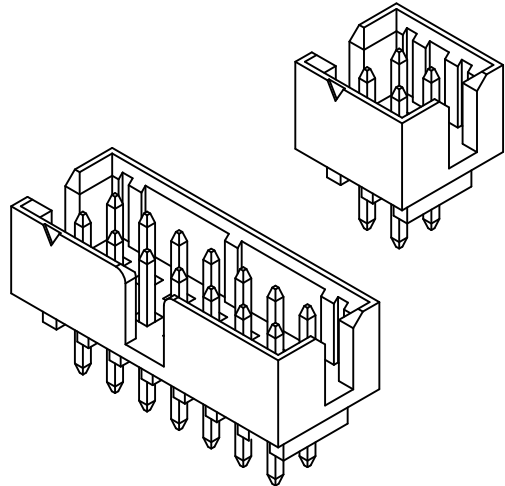
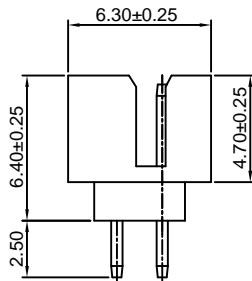
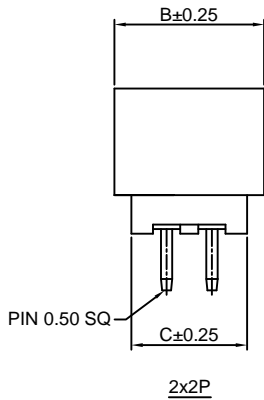
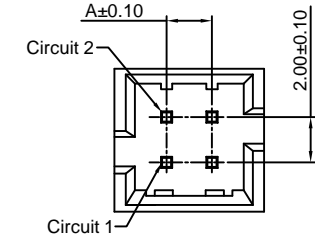
Reference Informations:

- *Material:Pin:Brass/Gold over Nickel
Insulator:Nylon 6T,UL94V-0
- *Mates with CJT A2005HB-N-2xXP-A(D,F) series Dual Row Housing
- *Color:Black

Ordering Information:

A2005WV-N-2xXP-B - *** - ***
1 2 3

- Part No.
- Material:
(Blank):Nylon 6T,UL94V-0
GWT:Nylon 6T,UL94V-0,GWT 750°C
- Finish:
(blank):Gold-flash
G15:15µm (0.38µm) MIN.Select Gold(Mating Area)
100µm (2.54µm) MIN.Select Tin
G30:30µm (0.76µm) MIN.Select Gold(Mating Area)
100µm (2.54µm) MIN.Select Tin
T: Tin over Nickel



Ordering Information & Dimensions:

PART NO.	Dimensions		
	A	B	C
2x2P	2.00	6.65	5.00
2x3P	4.00	8.65	7.00
2x4P	6.00	10.65	9.00
2x5P	8.00	12.65	11.00
2x6P	10.00	14.65	13.00
2x7P	12.00	16.65	15.00
2x8P	14.00	18.65	17.00
2x9P	16.00	20.65	19.00
2x10P	18.00	22.65	21.00
2x11P	20.00	24.65	23.00
2x12P	22.00	26.65	25.00
2x13P	24.00	28.65	27.00
2x14P	26.00	30.65	29.00
2x15P	28.00	32.65	31.00
2x16P	30.00	34.65	33.00
2x17P	32.00	36.65	35.00
2x18P	34.00	38.65	37.00
2x19P	36.00	40.65	39.00
2x20P	38.00	42.65	41.00
2x21P	40.00	44.65	43.00
2x22P	42.00	46.65	45.00
2x23P	44.00	48.65	47.00
2x24P	46.00	50.65	49.00
2x25P	48.00	52.65	51.00

Unit: mm

A2005WV-N-S-2xXP-A

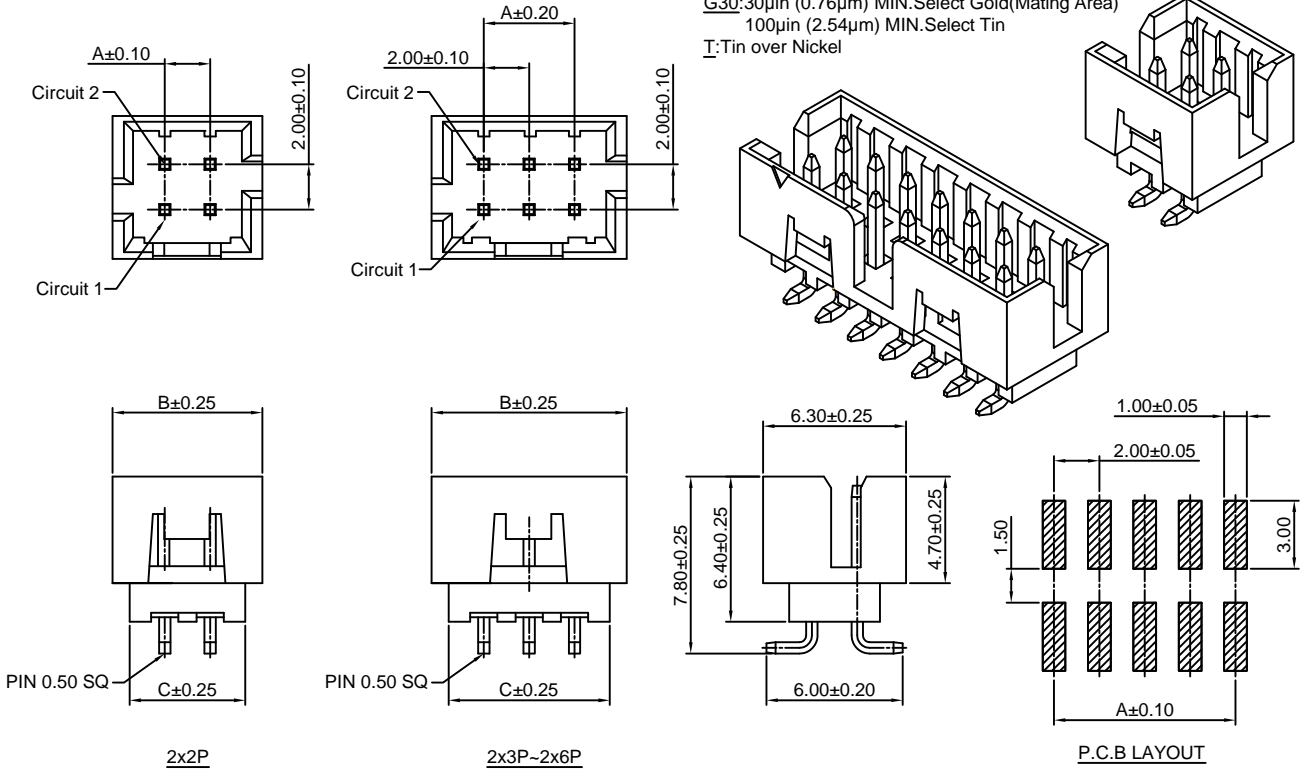
2.00mm Pitch 180° Dual Row Box Header - SMT A TYPE

Reference Informations:

- *Material: Pin: Brass/Gold over Nickel
Insulator: LCP, UL94V-0
- *Mates with CJT A2005HB-N-2xXP-A(B,C,D) series Dual Row Housing
- *Color: Black

Ordering Information:
A2005WV-N-S-2xXP-A - *** - ***
1 2 3

- Part No.
- Material:
(Blank): LCP, UL94V-0
6T: Nylon 6T, UL94V-0
GWT: LCP, UL94V-0, GWT 750°C
- Finish:
(blank): Gold-flash
G15: 15µm (0.38µm) MIN. Select Gold (Mating Area)
100µm (2.54µm) MIN. Select Tin
G30: 30µm (0.76µm) MIN. Select Gold (Mating Area)
100µm (2.54µm) MIN. Select Tin
T: Tin over Nickel



Ordering Information & Dimensions:

PART NO.	Dimensions		
	A	B	C
2x2P	2.00	6.65	5.00
2x3P	4.00	8.65	7.00
2x4P	6.00	10.65	9.00
2x5P	8.00	12.65	11.00
2x6P	10.00	14.65	13.00
2x7P	12.00	16.65	15.00
2x8P	14.00	18.65	17.00
2x9P	16.00	20.65	19.00
2x10P	18.00	22.65	21.00
2x11P	20.00	24.65	23.00
2x12P	22.00	26.65	25.00
2x13P	24.00	28.65	27.00
2x14P	26.00	30.65	29.00
2x15P	28.00	32.65	31.00
2x16P	30.00	34.65	33.00
2x17P	32.00	36.65	35.00
2x18P	34.00	38.65	37.00
2x19P	36.00	40.65	39.00
2x20P	38.00	42.65	41.00
2x21P	40.00	44.65	43.00
2x22P	42.00	46.65	45.00
2x23P	44.00	48.65	47.00
2x24P	46.00	50.65	49.00
2x25P	48.00	52.65	51.00

Unit: mm

A2005WV-N-S-2xXP-B

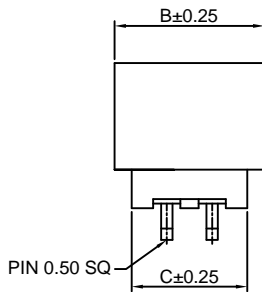
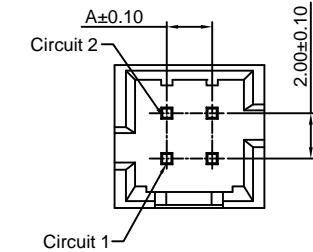
2.00mm Pitch 180° Dual Row Box Header - SMT B TYPE

Reference Informations:

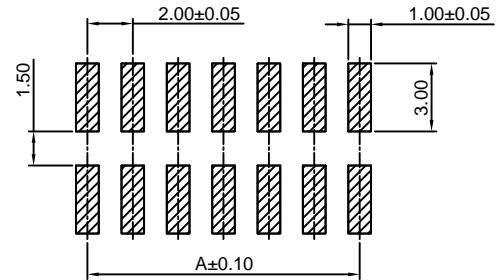
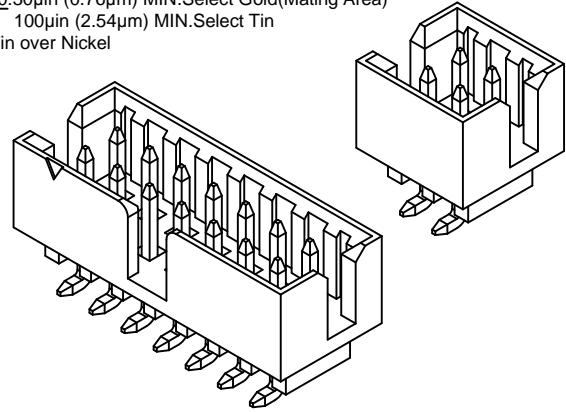
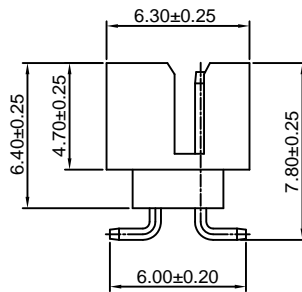
- *Material: Pin: Brass/Gold over Nickel
Insulator: LCP, UL94V-0
- *Mates with CJT A2005HB-N-2xXP-A(D,E,F) series Dual Row Housing
- *Color: Black

Ordering Information:
A2005WV-N-S-2xXP-B - *** - ***
1 2 3

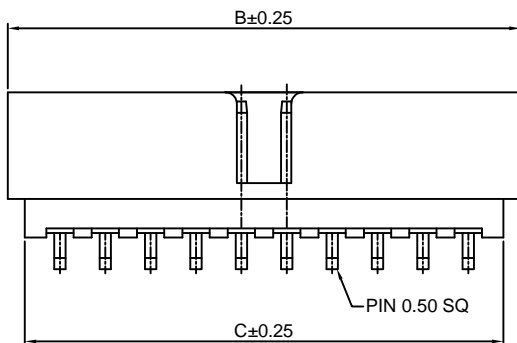
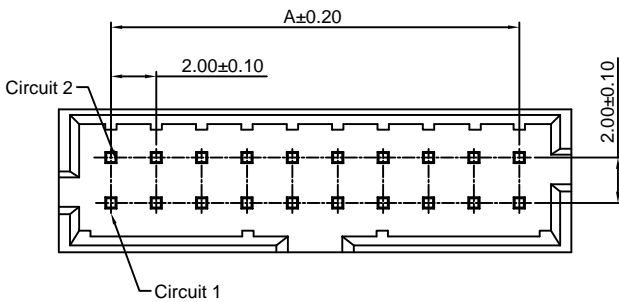
1. Part No.
2. Material:
(Blank): LCP, UL94V-0
6T: Nylon 6T, UL94V-0
GWT: LCP, UL94V-0, GWT 750°C
3. Finish:
(blank): Gold-flash
G15: 15µm (0.38µm) MIN. Select Gold (Mating Area)
100µm (2.54µm) MIN. Select Tin
G30: 30µm (0.76µm) MIN. Select Gold (Mating Area)
100µm (2.54µm) MIN. Select Tin
T: Tin over Nickel



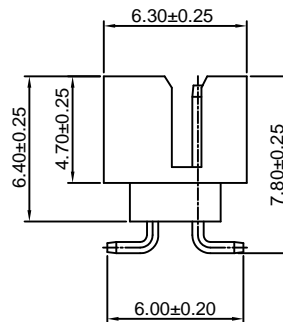
2x2P



P.C.B LAYOUT



2x3P-2x25P



Ordering Information & Dimensions:

PART NO.	Dimensions		
	A	B	C
2x2P	2.00	6.65	5.00
2x3P	4.00	8.65	7.00
2x4P	6.00	10.65	9.00
2x5P	8.00	12.65	11.00
2x6P	10.00	14.65	13.00
2x7P	12.00	16.65	15.00
2x8P	14.00	18.65	17.00
2x9P	16.00	20.65	19.00
2x10P	18.00	22.65	21.00
2x11P	20.00	24.65	23.00
2x12P	22.00	26.65	25.00
2x13P	24.00	28.65	27.00
2x14P	26.00	30.65	29.00
2x15P	28.00	32.65	31.00
2x16P	30.00	34.65	33.00
2x17P	32.00	36.65	35.00
2x18P	34.00	38.65	37.00
2x19P	36.00	40.65	39.00
2x20P	38.00	42.65	41.00
2x21P	40.00	44.65	43.00
2x22P	42.00	46.65	45.00
2x23P	44.00	48.65	47.00
2x24P	46.00	50.65	49.00
2x25P	48.00	52.65	51.00

Unit: mm

A2005WV-N-S-F-2xXP-A

2.00mm Pitch 180° Dual Row Box Header - SMT A TYPE

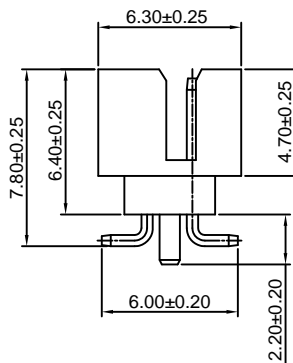
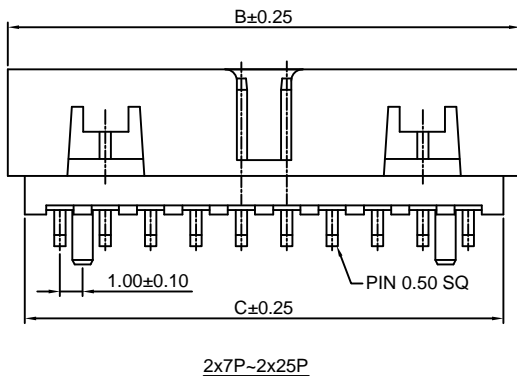
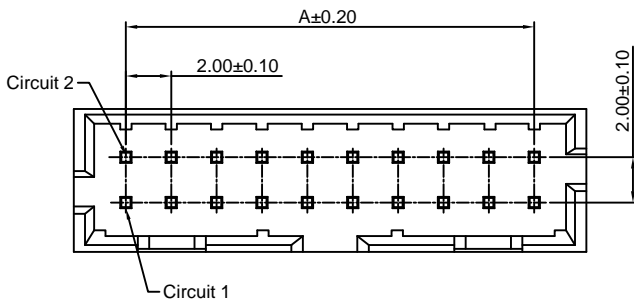
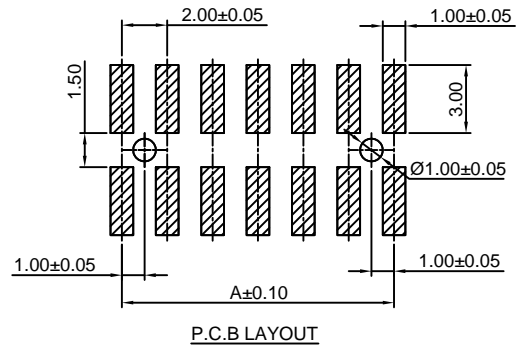
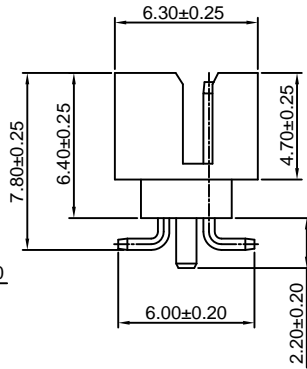
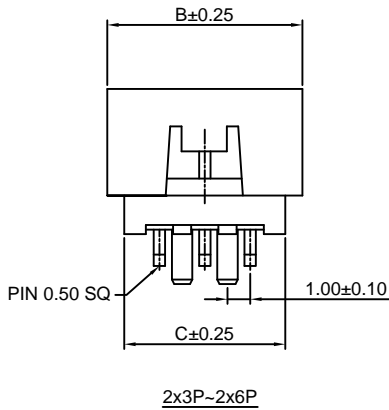
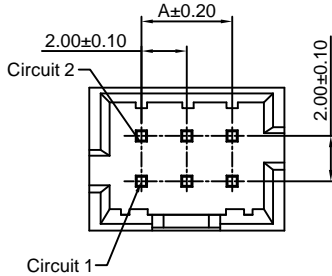
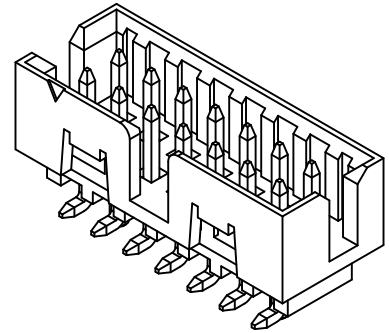
Reference Informations:

- *Material: Pin: Brass/Gold over Nickel
Insulator: LCP, UL94V-0
- *Mates with CJT A2005HB-N-2xXP-A(D) series Dual Row Housing
- *Color: Black

Ordering Information:

A2005WV-N-S-F-2xXP-A - *** - ***
1 2 3

- Part No.
- Material:
(Blank): LCP, UL94V-0
6T: Nylon 6T, UL94V-0
GWT: LCP, UL94V-0, GWT 750°C
- Finish:
(blank): Gold-flash
G15: 15µin (0.38µm) MIN. Select Gold (Mating Area)
100µin (2.54µm) MIN. Select Tin
G30: 30µin (0.76µm) MIN. Select Gold (Mating Area)
100µin (2.54µm) MIN. Select Tin
T: Tin over Nickel



Ordering Information & Dimensions:

PART NO.	Dimensions		
	A	B	C
2x3P	4.00	8.65	7.00
2x4P	6.00	10.65	9.00
2x5P	8.00	12.65	11.00
2x6P	10.00	14.65	13.00
2x7P	12.00	16.65	15.00
2x8P	14.00	18.65	17.00
2x9P	16.00	20.65	19.00
2x10P	18.00	22.65	21.00
2x11P	20.00	24.65	23.00
2x12P	22.00	26.65	25.00
2x13P	24.00	28.65	27.00
2x14P	26.00	30.65	29.00
2x15P	28.00	32.65	31.00
2x16P	30.00	34.65	33.00
2x17P	32.00	36.65	35.00
2x18P	34.00	38.65	37.00
2x19P	36.00	40.65	39.00
2x20P	38.00	42.65	41.00
2x21P	40.00	44.65	43.00
2x22P	42.00	46.65	45.00
2x23P	44.00	48.65	47.00
2x24P	46.00	50.65	49.00
2x25P	48.00	52.65	51.00

Unit: mm

A2005WV-N-S-F-2xXP-B

2.00mm Pitch 180° Dual Row Box Header - SMT B TYPE

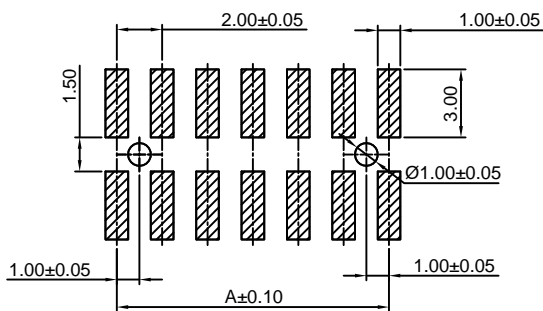
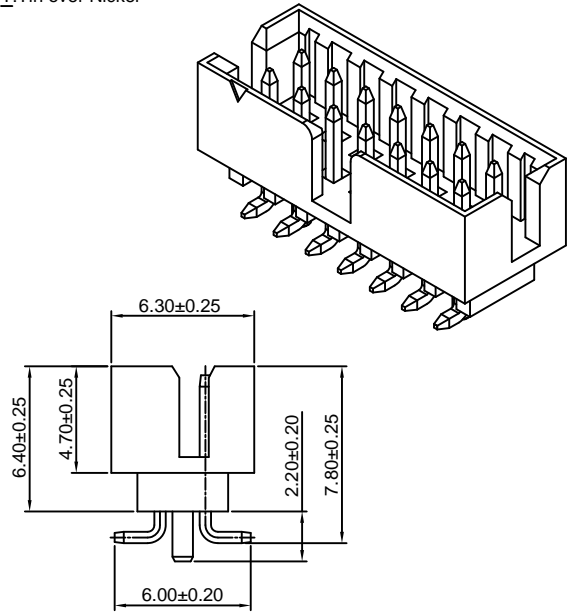
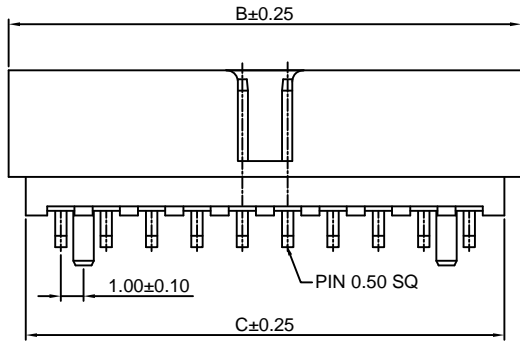
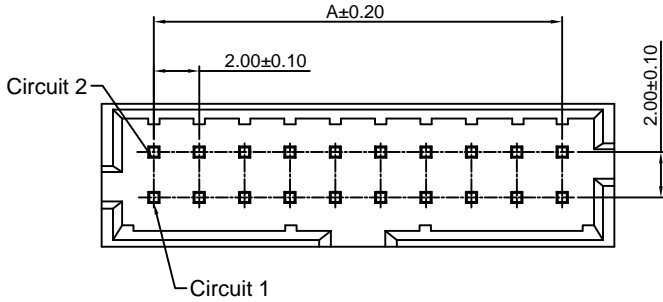
Reference Informations:

- *Material:Pin:Brass/Gold over Nickel
Insulator:LCP,UL94V-0
- *Mates with CJT A2005HB-N-2xXP-A(D,E,F) series Dual Row Housing
- *Color:Black

Ordering Information:

A2005WV-N-S-F-2xXP-B - $\frac{***}{2} - \frac{***}{3}$

- 1.Part No.
- 2.Material:
(Blank):LCP,UL94V-0
6T:Nylon 6T,UL94V-0
GWT:LCP,UL94V-0,GWT 750 °C
- 3.Finish:
(blank):Gold-flash
G15:15µin (0.38µm) MIN.Select Gold(Mating Area)
100µin (2.54µm) MIN.Select Tin
G30:30µin (0.76µm) MIN.Select Gold(Mating Area)
100µin (2.54µm) MIN.Select Tin
T:Tin over Nickel



P.C.B LAYOUT

Ordering Information & Dimensions:

PART NO.	Dimensions		
	A	B	C
2x3P	4.00	8.65	7.00
2x4P	6.00	10.65	9.00
2x5P	8.00	12.65	11.00
2x6P	10.00	14.65	13.00
2x7P	12.00	16.65	15.00
2x8P	14.00	18.65	17.00
2x9P	16.00	20.65	19.00
2x10P	18.00	22.65	21.00
2x11P	20.00	24.65	23.00
2x12P	22.00	26.65	25.00
2x13P	24.00	28.65	27.00
2x14P	26.00	30.65	29.00
2x15P	28.00	32.65	31.00
2x16P	30.00	34.65	33.00
2x17P	32.00	36.65	35.00
2x18P	34.00	38.65	37.00
2x19P	36.00	40.65	39.00
2x20P	38.00	42.65	41.00
2x21P	40.00	44.65	43.00
2x22P	42.00	46.65	45.00
2x23P	44.00	48.65	47.00
2x24P	46.00	50.65	49.00
2x25P	48.00	52.65	51.00

Unit: mm

A2005WR-N-2xXP-A

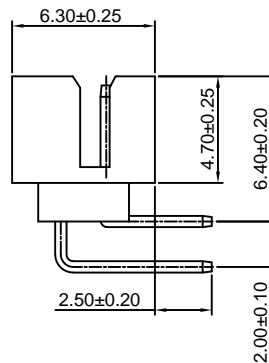
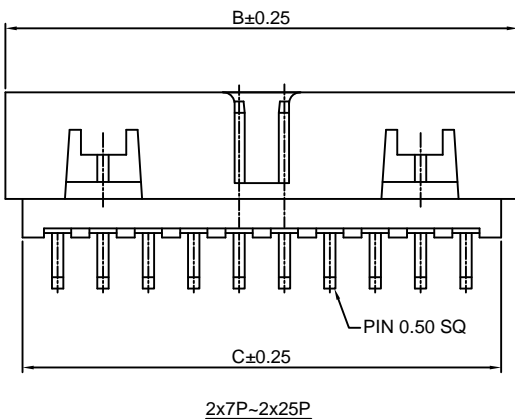
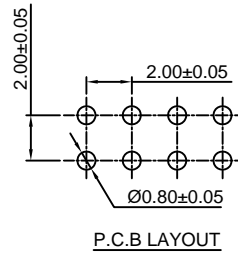
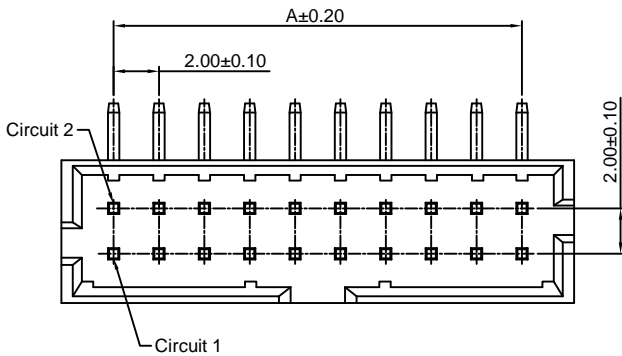
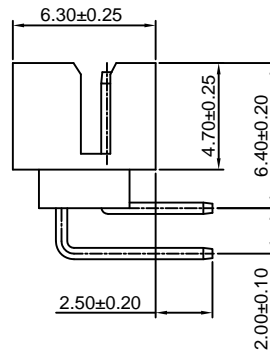
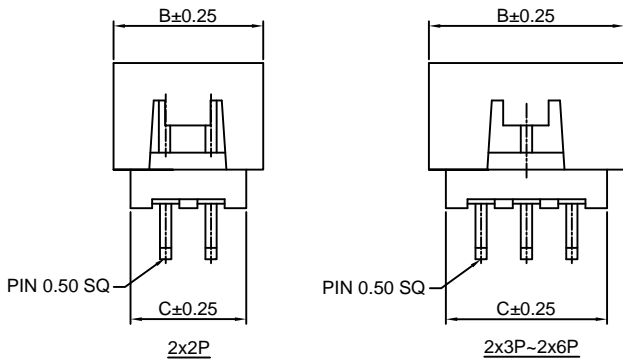
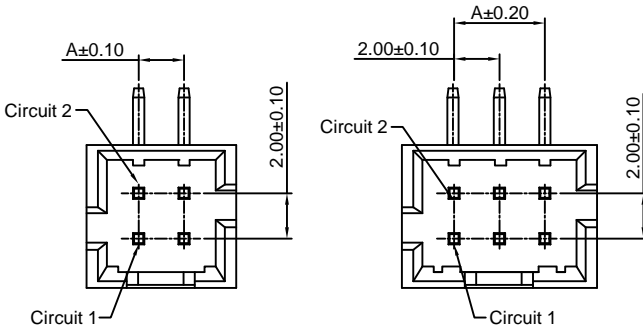
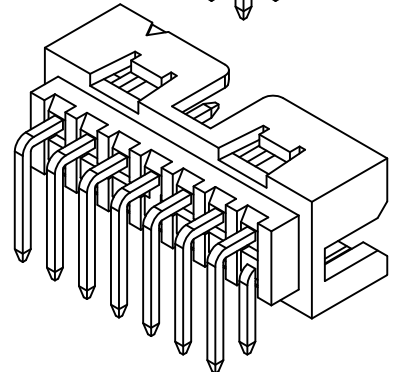
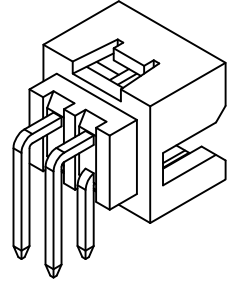
2.00mm Pitch 90° Dual Row Box Header - A TYPE

Reference Informations:

- *Material: Pin: Brass/Gold over Nickel
Insulator: Nylon 6T, UL94V-0
- *Mates with CJT A2005HB-N-2xXP-A(B,C,D) series Dual Row Housing
- *Color: Black

Ordering Information:
A2005WR-N-2xXP-A - *** - ***
1 2 3

- Part No.
- Material:
(Blank): Nylon 6T, UL94V-0
GWT: Nylon 6T, UL94V-0, GWT 750 °C
- Finish:
(blank): Gold-flash
G15: 15µm (0.38µm) MIN. Select Gold (Mating Area)
100µm (2.54µm) MIN. Select Tin
G30: 30µm (0.76µm) MIN. Select Gold (Mating Area)
100µm (2.54µm) MIN. Select Tin
T: Tin over Nickel



Ordering Information & Dimensions:

PART NO.	Dimensions		
	A	B	C
2x2P	2.00	6.65	5.00
2x3P	4.00	8.65	7.00
2x4P	6.00	10.65	9.00
2x5P	8.00	12.65	11.00
2x6P	10.00	14.65	13.00
2x7P	12.00	16.65	15.00
2x8P	14.00	18.65	17.00
2x9P	16.00	20.65	19.00
2x10P	18.00	22.65	21.00
2x11P	20.00	24.65	23.00
2x12P	22.00	26.65	25.00
2x13P	24.00	28.65	27.00
2x14P	26.00	30.65	29.00
2x15P	28.00	32.65	31.00
2x16P	30.00	34.65	33.00
2x17P	32.00	36.65	35.00
2x18P	34.00	38.65	37.00
2x19P	36.00	40.65	39.00
2x20P	38.00	42.65	41.00
2x21P	40.00	44.65	43.00
2x22P	42.00	46.65	45.00
2x23P	44.00	48.65	47.00
2x24P	46.00	50.65	49.00
2x25P	48.00	52.65	51.00

Unit: mm

A2005WR-N-2xXP-B

2.00mm Pitch 90° Dual Row Box Header - B TYPE

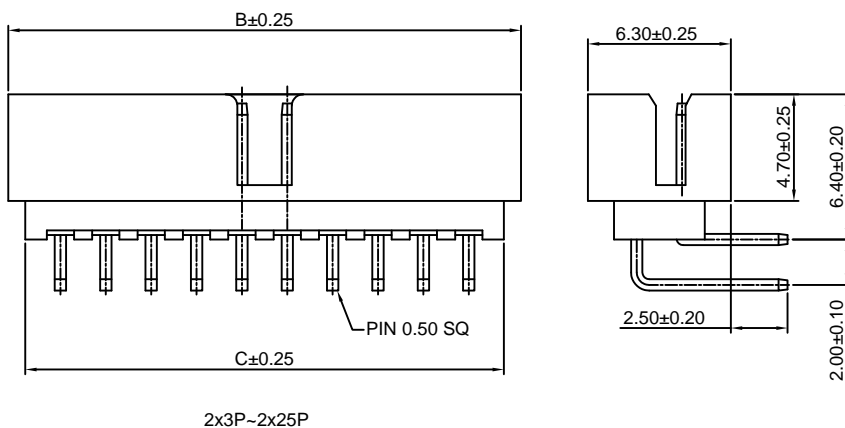
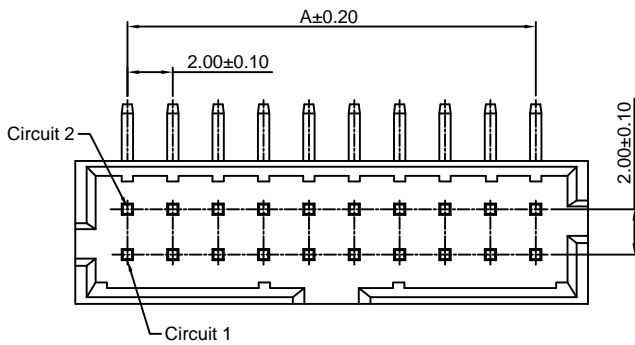
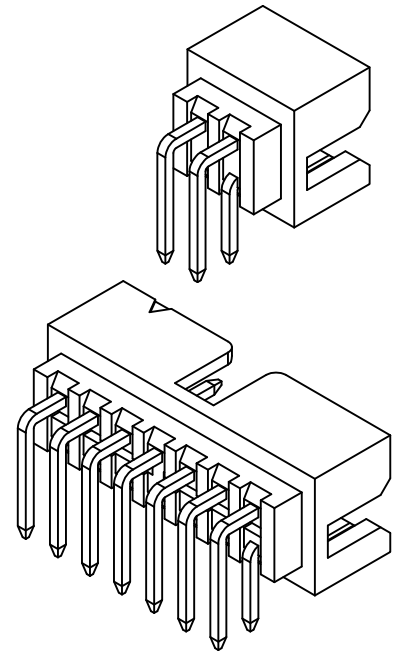
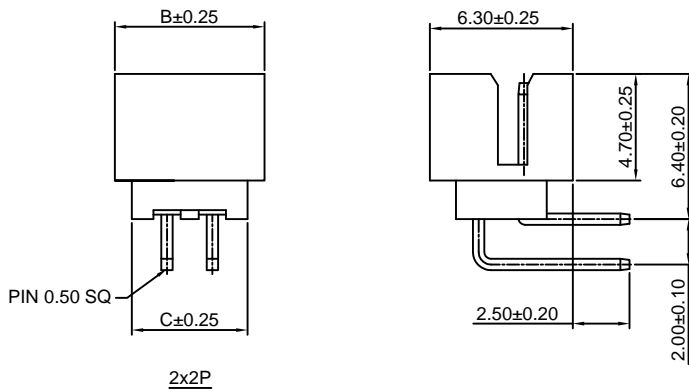
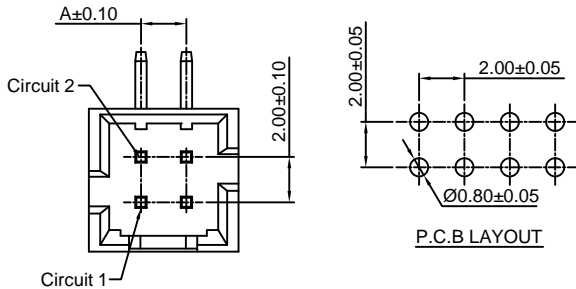
Reference Informations:

- *Material: Pin: Brass/Gold over Nickel
Insulator: Nylon 6T, UL94V-0
- *Mates with CJT A2005HB-N-2xXP-A(D,F) series Dual Row Housing
- *Color: Black

Ordering Information:

A2005WR-N-2xXP-B - *** - ***
1 2 3

1. Part No.
2. Material:
(Blank): Nylon 6T, UL94V-0
GWT: Nylon 6T, UL94V-0, GWT 750 °C
3. Finish:
(blank): Gold-flash
G15: 15µin (0.38µm) MIN. Select Gold (Mating Area)
100µin (2.54µm) MIN. Select Tin
G30: 30µin (0.76µm) MIN. Select Gold (Mating Area)
100µin (2.54µm) MIN. Select Tin
T: Tin over Nickel



Ordering Information & Dimensions:

PART NO.	Dimensions		
	A	B	C
2x2P	2.00	6.65	5.00
2x3P	4.00	8.65	7.00
2x4P	6.00	10.65	9.00
2x5P	8.00	12.65	11.00
2x6P	10.00	14.65	13.00
2x7P	12.00	16.65	15.00
2x8P	14.00	18.65	17.00
2x9P	16.00	20.65	19.00
2x10P	18.00	22.65	21.00
2x11P	20.00	24.65	23.00
2x12P	22.00	26.65	25.00
2x13P	24.00	28.65	27.00
2x14P	26.00	30.65	29.00
2x15P	28.00	32.65	31.00
2x16P	30.00	34.65	33.00
2x17P	32.00	36.65	35.00
2x18P	34.00	38.65	37.00
2x19P	36.00	40.65	39.00
2x20P	38.00	42.65	41.00
2x21P	40.00	44.65	43.00
2x22P	42.00	46.65	45.00
2x23P	44.00	48.65	47.00
2x24P	46.00	50.65	49.00
2x25P	48.00	52.65	51.00

Unit: mm

A2005WV-N-2xXP-FI

2.00mm Pitch 180° Dual Row Box Header

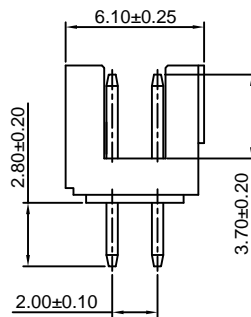
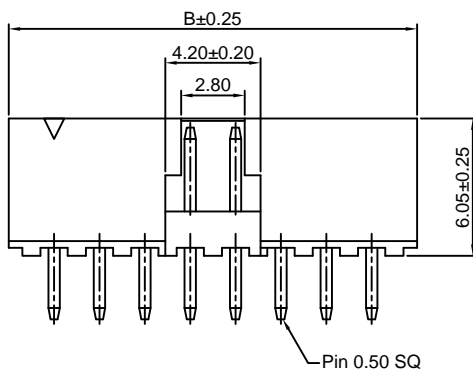
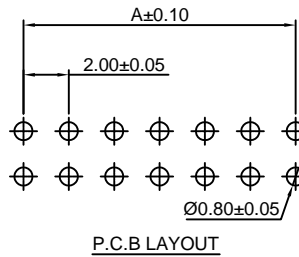
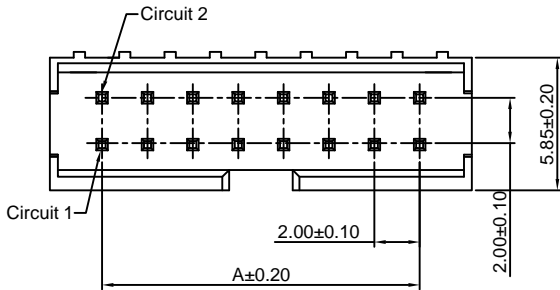
Reference Informations:

- *Material: Pin: Brass/Gold over Nickel
Insulator: Nylon 9T, UL94V-0
- *Mates with CJT A2005HB-N-2xXP-FI series Dual Row Housing
- *Color: Black

Ordering Information:

A2005WV-N-2xXP-FI - *** - ** - ***
1 2 3 4

- Part No.
- Material:
(Blank): Nylon 9T, UL94V-0
6T: Nylon 6T, UL94V-0
GWT: Nylon 6T, UL94V-0, GWT 750 °C
- Color:
(Blank): Black
IV: Ivory
- Finish:
(blank): Gold-flash
G15: 15µin (0.38µm) MIN. Select Gold (Mating Area)
100µin (2.54µm) MIN. Select Tin
G30: 30µin (0.76µm) MIN. Select Gold (Mating Area)
100µin (2.54µm) MIN. Select Tin
T: Tin over Nickel



Ordering Information & Dimensions:

PART NO.	Dimensions	
	A	B
2x5P	8.00	12.00
2x7P	12.00	16.00
2x8P	14.00	18.00
2x10P	18.00	22.00
2x13P	24.00	28.00
2x15P	28.00	32.00
2x17P	32.00	36.00
2x20P	36.00	42.00
2x22P	42.00	46.00
2x25P	48.00	52.00
2x30P	58.00	62.00

Unit: mm

A2005WR-N-2xXP-FI

2.00mm Pitch 90° Dual Row Box Header

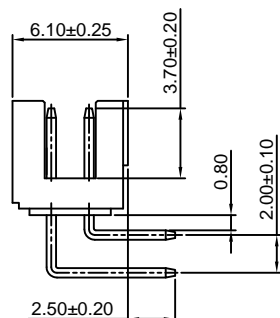
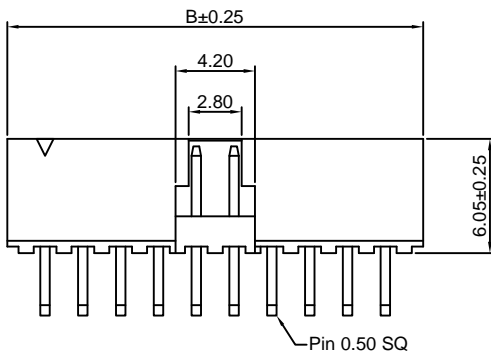
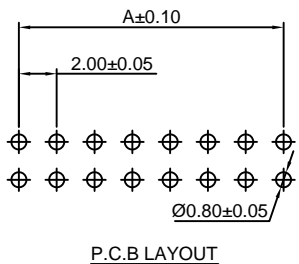
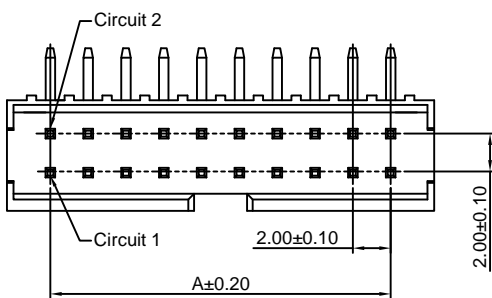
Reference Informations:

- *Material: Pin: Brass/Gold over Nickel
Insulator: Nylon 9T, UL94V-0
- *Mates with CJT A2005HB-N-2xXP-FI series Dual Row Housing
- *Color: Black

Ordering Information:

A2005WR-N-2xXP-FI - *** - ** - ***
1 2 3 4

- Part No.
- Material:
(Blank): Nylon 9T, UL94V-0
6T: Nylon 6T, UL94V-0
GWT: Nylon 6T, UL94V-0, GWT 750 °C
- Color:
(Blank): Black
IV: Ivory
- Finish:
(blank): Gold-flash
G15: 15µin (0.38µm) MIN. Select Gold (Mating Area)
100µin (2.54µm) MIN. Select Tin
G30: 30µin (0.76µm) MIN. Select Gold (Mating Area)
100µin (2.54µm) MIN. Select Tin
T: Tin over Nickel



Ordering Information & Dimensions:

PART NO.	Dimensions	
	A	B
2x5P	8.00	12.00
2x7P	12.00	16.00
2x8P	14.00	18.00
2x10P	18.00	22.00
2x13P	24.00	28.00
2x15P	28.00	32.00
2x17P	32.00	36.00
2x20P	36.00	42.00
2x22P	42.00	46.00
2x25P	48.00	52.00
2x30P	58.00	62.00

Unit: mm

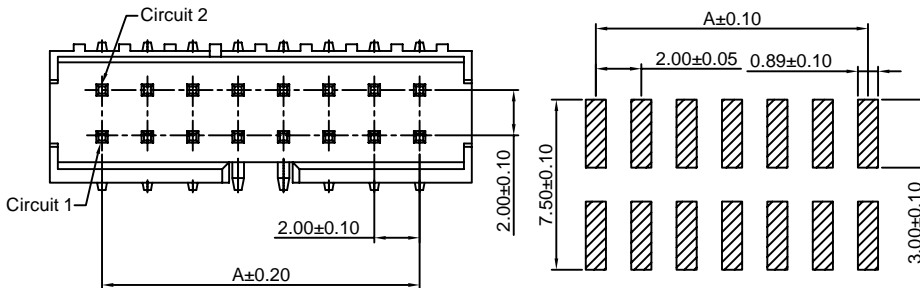
A2005WV-N-S-2xXP-FI

2.00mm Pitch 180° Dual Row Box Header - SMT TYPE

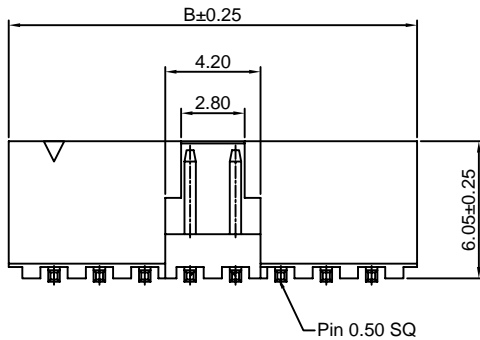
Reference Informations:

- *Material:Pin:Brass/Gold over Nickel
Insulator:Nylon 9T,UL94V-0
- *Mates with CJT A2005HB-N-2xXP-FI series Dual Row Housing
- *Color:Black

- Ordering Information:
A2005WV-N-S-2xXP-FI - *** - ** - ***
1 2 3 4
- 1.Part No.
 - 2.Material:
(Blank):Nylon 9T,UL94V-0
6T:Nylon 6T,UL94V-0
GWT:Nylon 6T,UL94V-0,GWT 750 °C
 - 3.Color:
(Blank):Black
IV:Ivory
 - 4.Finish:
(blank):Gold-flash
G15:15µin (0.38µm) MIN.Select Gold(Mating Area)
100µin (2.54µm) MIN.Select Tin
G30:30µin (0.76µm) MIN.Select Gold(Mating Area)
100µin (2.54µm) MIN.Select Tin
T:Tin over Nickel



P.C.B LAYOUT



Ordering Information & Dimensions:

PART NO.	Dimensions	
	A	B
2x5P	8.00	12.00
2x7P	12.00	16.00
2x8P	14.00	18.00
2x10P	18.00	22.00
2x13P	24.00	28.00
2x15P	28.00	32.00
2x17P	32.00	36.00
2x20P	36.00	42.00
2x22P	42.00	46.00
2x25P	48.00	52.00
2x30P	58.00	62.00

Unit: mm

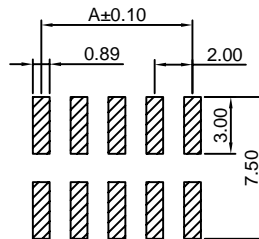
A2005WV-N-S-2xXP

2.00mm Pitch 180° Dual Row Box Header - SMT TYPE

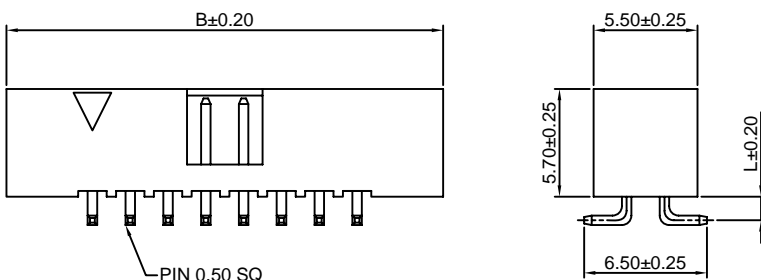
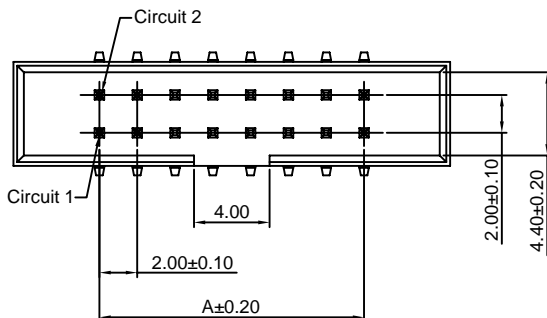
Reference Informations:

- *Material:Pin:Brass/Gold over Nickel
Insulator:Nylon 6T,UL94V-0
- *Mates with CJT A2005H-N-2xXP-B(D) series Dual Row Housing
- *Color:Black

- Ordering Information:
A2005WV-N-S-2xXP - *** - *** - ***
1 2 3 4
- 1.Part No.
 - 2.Size(L):
(Blank):1.25mm
L08:0.80mm
 - 3.Material:
(Blank):Nylon 6T,UL94V-0
GWT:Nylon 6T,UL94V-0,GWT 750 °C
 - 4.Finish:
(blank):Gold-flash
G15:15µin (0.38µm) MIN.Select Gold(Mating Area)
100µin (2.54µm) MIN.Select Tin
G30:30µin (0.76µm) MIN.Select Gold(Mating Area)
100µin (2.54µm) MIN.Select Tin
T:Tin over Nickel



P.C.B LAYOUT



Ordering Information & Dimensions:

PART NO.	Dimensions		PART NO.	Dimensions	
	A	B		A	B
2x4P	6.00	15.30	2x20P	38.00	47.30
2x5P	8.00	17.30	2x21P	40.00	49.30
2x6P	10.00	19.30	2x22P	42.00	51.30
2x7P	12.00	21.30	2x23P	44.00	53.30
2x8P	14.00	23.30	2x24P	46.00	55.30
2x9P	16.00	25.30	2x25P	48.00	57.30
2x10P	18.00	27.30	2x26P	50.00	59.30
2x11P	20.00	29.30	2x27P	52.00	61.30
2x12P	22.00	31.30	2x28P	54.00	63.30
2x13P	24.00	33.30	2x29P	56.00	65.30
2x14P	26.00	35.30	2x30P	58.00	67.30
2x15P	28.00	37.30	2x31P	60.00	69.30
2x16P	30.00	39.30	2x32P	62.00	71.30
2x17P	32.00	41.30	2x33P	64.00	73.30
2x18P	34.00	43.30	2x34P	66.00	75.30
2x19P	36.00	45.30			

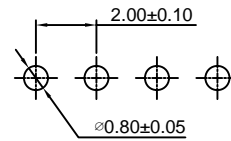
Unit: mm

A2005WV-XP

2.00mm pitch 180° Single Row Pin Header

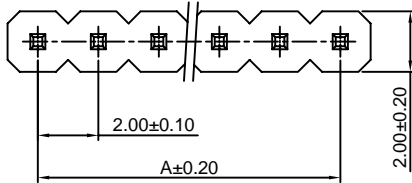
Reference Informations:

- *Material: Pin: Brass/Gold over Nickel
Insulator: PBT, UL94V-0
- *Mates with CJT A2005 series Single Row Female Header
- *Optional Dim. available but MOQ requested
- *Color: Black

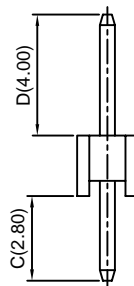
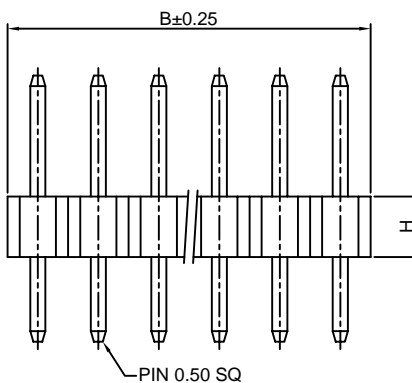


P.C.B LAYOUT

Ordering Information:
A2005WV-XP - *** - *** - ***
1 2 3 4



- Part No.
- Type(H):
(Blank): 2.00mm
H15: 1.50mm
- Material:
(Blank): PBT, UL94V-0
6T: Nylon 6T, UL94V-0
GWT: Nylon 6T, UL94V-0, GWT 750 °C
- Finish:
(blank): Gold-flash
G15: 15µm (0.38µm) MIN. Select Gold (Mating Area)
100µm (2.54µm) MIN. Select Tin
G30: 30µm (0.76µm) MIN. Select Gold (Mating Area)
100µm (2.54µm) MIN. Select Tin
T: Tin over Nickel



Ordering Information & Dimensions:

PART NO.	Dimensions		PART NO.	Dimensions	
	A	B		A	B
1P	----	2.00	21P	40.00	42.00
2P	2.00	4.00	22P	42.00	44.00
3P	4.00	6.00	23P	44.00	46.00
4P	6.00	8.00	24P	46.00	48.00
5P	8.00	10.00	25P	48.00	50.00
6P	10.00	12.00	26P	50.00	52.00
7P	12.00	14.00	27P	52.00	54.00
8P	14.00	16.00	28P	54.00	56.00
9P	16.00	18.00	29P	56.00	58.00
10P	18.00	20.00	30P	58.00	60.00
11P	20.00	22.00	31P	60.00	62.00
12P	22.00	24.00	32P	62.00	64.00
13P	24.00	26.00	33P	64.00	66.00
14P	26.00	28.00	34P	66.00	68.00
15P	28.00	30.00	35P	68.00	70.00
16P	30.00	32.00	36P	70.00	72.00
17P	32.00	34.00	37P	72.00	74.00
18P	34.00	36.00	38P	74.00	76.00
19P	36.00	38.00	39P	76.00	78.00
20P	38.00	40.00	40P	78.00	80.00

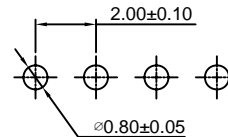
Unit: mm

A2005WR-XP

2.00mm pitch 90° Single Row Pin Header

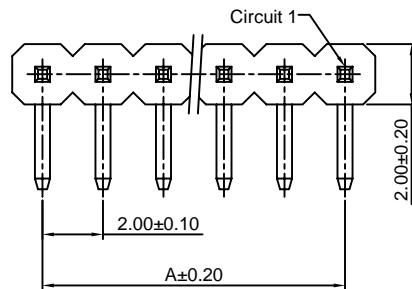
Reference Informations:

- *Material: Pin: Brass/Gold over Nickel
Insulator: PBT, UL94V-0
- *Mates with CJT A2005 series Single Row Female Header
- *Optional Dim. available but MOQ requested
- *Color: Black

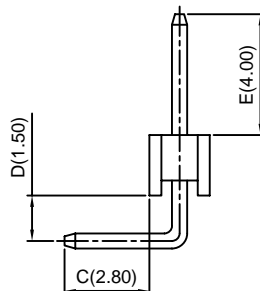
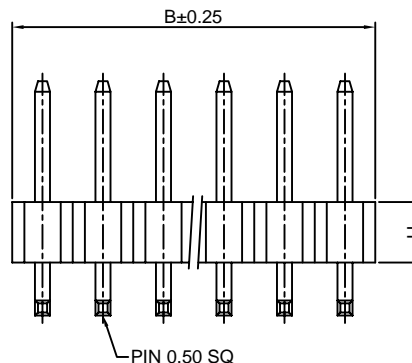


P.C.B LAYOUT

Ordering Information:
A2005WR-XP - *** - *** - ***
1 2 3 4



- Part No.
- Type(H):
(Blank): 2.00mm
H15: 1.50mm
- Material:
(Blank): PBT, UL94V-0
6T: Nylon 6T, UL94V-0
GWT: Nylon 6T, UL94V-0, GWT 750 °C
- Finish:
(blank): Gold-flash
G15: 15µm (0.38µm) MIN. Select Gold (Mating Area)
100µm (2.54µm) MIN. Select Tin
G30: 30µm (0.76µm) MIN. Select Gold (Mating Area)
100µm (2.54µm) MIN. Select Tin
T: Tin over Nickel



Ordering Information & Dimensions:

PART NO.	Dimensions		PART NO.	Dimensions	
	A	B		A	B
1P	----	2.00	21P	40.00	42.00
2P	2.00	4.00	22P	42.00	44.00
3P	4.00	6.00	23P	44.00	46.00
4P	6.00	8.00	24P	46.00	48.00
5P	8.00	10.00	25P	48.00	50.00
6P	10.00	12.00	26P	50.00	52.00
7P	12.00	14.00	27P	52.00	54.00
8P	14.00	16.00	28P	54.00	56.00
9P	16.00	18.00	29P	56.00	58.00
10P	18.00	20.00	30P	58.00	60.00
11P	20.00	22.00	31P	60.00	62.00
12P	22.00	24.00	32P	62.00	64.00
13P	24.00	26.00	33P	64.00	66.00
14P	26.00	28.00	34P	66.00	68.00
15P	28.00	30.00	35P	68.00	70.00
16P	30.00	32.00	36P	70.00	72.00
17P	32.00	34.00	37P	72.00	74.00
18P	34.00	36.00	38P	74.00	76.00
19P	36.00	38.00	39P	76.00	78.00
20P	38.00	40.00	40P	78.00	80.00

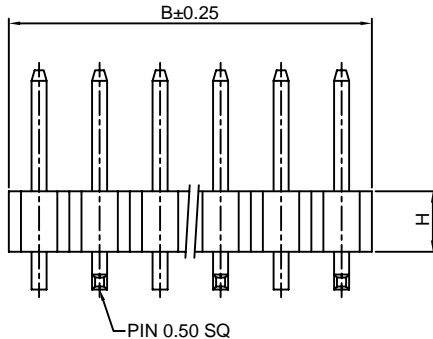
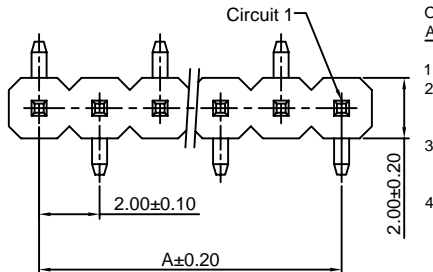
Unit: mm

A2005WV-S-XP-A

2.00mm Pitch 180° Single Row Pin Header-SMT TYPE

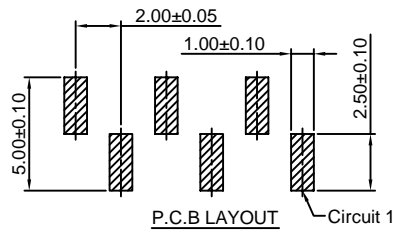
Reference Informations:

- *Material:Pin:Brass/Gold over Nickel
Insulator:Nylon 6T,UL94V-0
- *Mates with CJT A2005 series Single Row Female Header
- *Optional Dim. available but MOQ requested
- *Color:Black



Ordering Information:
A2005WV-S-XP-A - *** - *** - ***
1 2 3 4

- 1.Part No.
- 2.Type(H):
(Blank):2.00mm
H15:1.50mm
- 3.Material:
(Blank):Nylon 6T,UL94V-0
GWT:Nylon 6T,UL94V-0 GWT 750 °C
- 4.Finish:
(blank):Gold-flash
G15:15µin (0.38µm) MIN.Select Gold(Mating Area)
100µin (2.54µm) MIN.Select Tin
G30:30µin (0.76µm) MIN.Select Gold(Mating Area)
100µin (2.54µm) MIN.Select Tin
I:Tin over Nickel



Ordering Information & Dimensions:

PART NO.	Dimensions		PART NO.	Dimensions	
	A	B		A	B
2P	2.00	4.00	22P	42.00	44.00
3P	4.00	6.00	23P	44.00	46.00
4P	6.00	8.00	24P	46.00	48.00
5P	8.00	10.00	25P	48.00	50.00
6P	10.00	12.00	26P	50.00	52.00
7P	12.00	14.00	27P	52.00	54.00
8P	14.00	16.00	28P	54.00	56.00
9P	16.00	18.00	29P	56.00	58.00
10P	18.00	20.00	30P	58.00	60.00
11P	20.00	22.00	31P	60.00	62.00
12P	22.00	24.00	32P	62.00	64.00
13P	24.00	26.00	33P	64.00	66.00
14P	26.00	28.00	34P	66.00	68.00
15P	28.00	30.00	35P	68.00	70.00
16P	30.00	32.00	36P	70.00	72.00
17P	32.00	34.00	37P	72.00	74.00
18P	34.00	36.00	38P	74.00	76.00
19P	36.00	38.00	39P	76.00	78.00
20P	38.00	40.00	40P	78.00	80.00
21P	40.00	42.00			

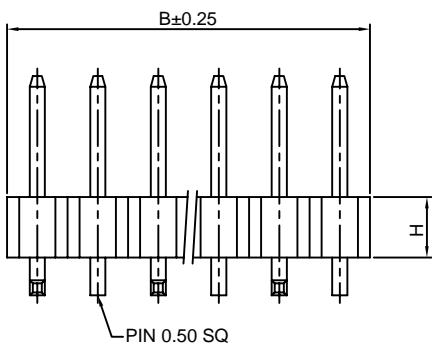
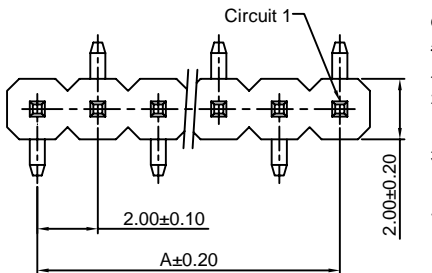
Unit: mm

A2005WV-S-XP-B

2.00mm Pitch 180° Single Row Pin Header-SMT TYPE

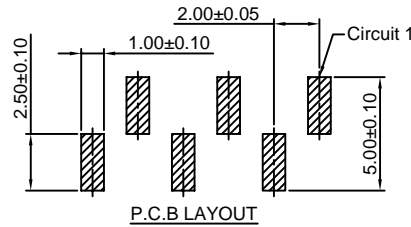
Reference Informations:

- *Material:Pin:Brass/Gold over Nickel
Insulator:Nylon 6T,UL94V-0
- *Mates with CJT A2005 series Single Row Female Header
- *Optional Dim. available but MOQ requested
- *Color:Black



Ordering Information:
A2005WV-S-XP-B - *** - *** - ***
1 2 3 4

- 1.Part No.
- 2.Type(H):
(Blank):2.00mm
H15:1.50mm
- 3.Material:
(Blank):Nylon 6T,UL94V-0
GWT:Nylon 6T,UL94V-0,GWT 750 °C
- 4.Finish:
(blank):Gold-flash
G15:15µin (0.38µm) MIN.Select Gold(Mating Area)
100µin (2.54µm) MIN.Select Tin
G30:30µin (0.76µm) MIN.Select Gold(Mating Area)
100µin (2.54µm) MIN.Select Tin
I:Tin over Nickel



Ordering Information & Dimensions:

PART NO.	Dimensions		PART NO.	Dimensions	
	A	B		A	B
2P	2.00	4.00	22P	42.00	44.00
3P	4.00	6.00	23P	44.00	46.00
4P	6.00	8.00	24P	46.00	48.00
5P	8.00	10.00	25P	48.00	50.00
6P	10.00	12.00	26P	50.00	52.00
7P	12.00	14.00	27P	52.00	54.00
8P	14.00	16.00	28P	54.00	56.00
9P	16.00	18.00	29P	56.00	58.00
10P	18.00	20.00	30P	58.00	60.00
11P	20.00	22.00	31P	60.00	62.00
12P	22.00	24.00	32P	62.00	64.00
13P	24.00	26.00	33P	64.00	66.00
14P	26.00	28.00	34P	66.00	68.00
15P	28.00	30.00	35P	68.00	70.00
16P	30.00	32.00	36P	70.00	72.00
17P	32.00	34.00	37P	72.00	74.00
18P	34.00	36.00	38P	74.00	76.00
19P	36.00	38.00	39P	76.00	78.00
20P	38.00	40.00	40P	78.00	80.00
21P	40.00	42.00			

Unit: mm

A2005WVA-XP

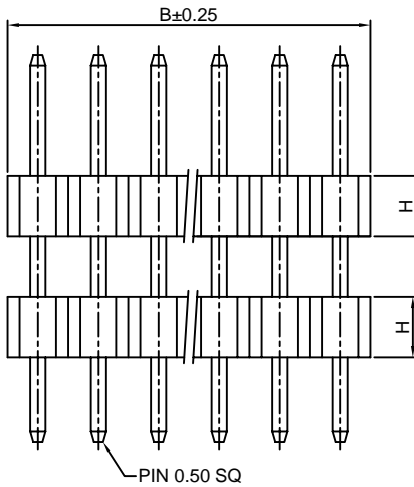
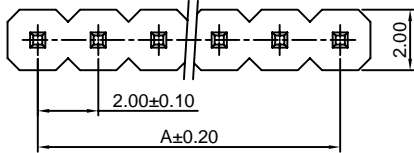
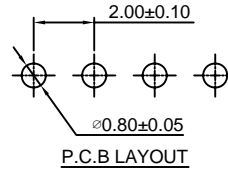
2.00mm pitch 180° Single Row Pin Header

Reference Informations:

- *Material: Pin: Brass/Gold over Nickel
Insulator: PBT, UL94V-0
- *Mates with CJT A2005 series Single Row Female Header
- *Optional Dim. available but MOQ requested
- *Color: Black

Ordering Information:
A2005WVA-XP - --- - --- - ---
1 2 3 4

- Part No.
- Type(H):
(Blank): 2.00mm
H15: 1.50mm
- Material:
(Blank): PBT, UL94V-0
6T: Nylon 6T, UL94V-0
GWT: Nylon 6T, UL94V-0, GWT 750 °C
- Finish:
(blank): Gold-flash
G15: 15µm (0.38µm) MIN. Select Gold (Mating Area)
100µm (2.54µm) MIN. Select Tin
G30: 30µm (0.76µm) MIN. Select Gold (Mating Area)
100µm (2.54µm) MIN. Select Tin
T: Tin over Nickel



Ordering Information & Dimensions:

PART NO.	Dimensions		PART NO.	Dimensions	
	A	B		A	B
1P	----	2.00	21P	40.00	42.00
2P	2.00	4.00	22P	42.00	44.00
3P	4.00	6.00	23P	44.00	46.00
4P	6.00	8.00	24P	46.00	48.00
5P	8.00	10.00	25P	48.00	50.00
6P	10.00	12.00	26P	50.00	52.00
7P	12.00	14.00	27P	52.00	54.00
8P	14.00	16.00	28P	54.00	56.00
9P	16.00	18.00	29P	56.00	58.00
10P	18.00	20.00	30P	58.00	60.00
11P	20.00	22.00	31P	60.00	62.00
12P	22.00	24.00	32P	62.00	64.00
13P	24.00	26.00	33P	64.00	66.00
14P	26.00	28.00	34P	66.00	68.00
15P	28.00	30.00	35P	68.00	70.00
16P	30.00	32.00	36P	70.00	72.00
17P	32.00	34.00	37P	72.00	74.00
18P	34.00	36.00	38P	74.00	76.00
19P	36.00	38.00	39P	76.00	78.00
20P	38.00	40.00	40P	78.00	80.00

Unit: mm

A2005WRA-XP

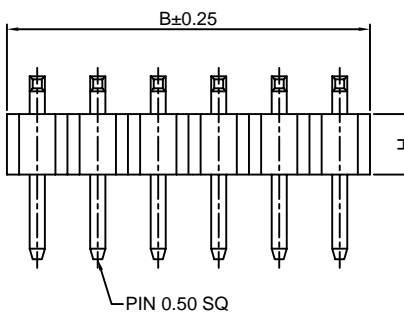
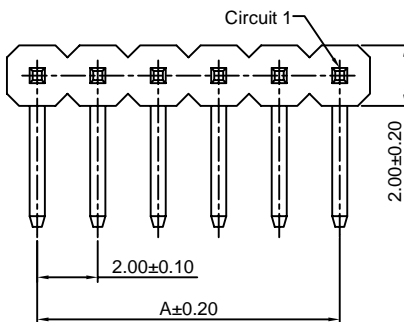
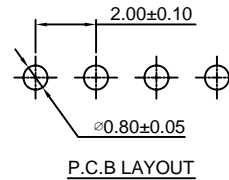
2.00mm pitch 90° Single Row Pin Header

Reference Informations:

- *Material: Pin: Brass/Gold over Nickel
Insulator: PBT, UL94V-0
- *Mates with CJT A2005 series Single Row Female Header
- *Optional Dim. available but MOQ requested
- *Color: Black

Ordering Information:
A2005WRA-XP - --- - --- - ---
1 2 3 4

- Part No.
- Type(H):
(Blank): 2.00mm
H15: 1.50mm
- Material:
(Blank): PBT, UL94V-0
6T: Nylon 6T, UL94V-0
GWT: Nylon 6T, UL94V-0, GWT 750 °C
- Finish:
(blank): Gold-flash
G15: 15µm (0.38µm) MIN. Select Gold (Mating Area)
100µm (2.54µm) MIN. Select Tin
G30: 30µm (0.76µm) MIN. Select Gold (Mating Area)
100µm (2.54µm) MIN. Select Tin
T: Tin over Nickel



Ordering Information & Dimensions:

PART NO.	Dimensions		PART NO.	Dimensions	
	A	B		A	B
1P	----	2.00	21P	40.00	42.00
2P	2.00	4.00	22P	42.00	44.00
3P	4.00	6.00	23P	44.00	46.00
4P	6.00	8.00	24P	46.00	48.00
5P	8.00	10.00	25P	48.00	50.00
6P	10.00	12.00	26P	50.00	52.00
7P	12.00	14.00	27P	52.00	54.00
8P	14.00	16.00	28P	54.00	56.00
9P	16.00	18.00	29P	56.00	58.00
10P	18.00	20.00	30P	58.00	60.00
11P	20.00	22.00	31P	60.00	62.00
12P	22.00	24.00	32P	62.00	64.00
13P	24.00	26.00	33P	64.00	66.00
14P	26.00	28.00	34P	66.00	68.00
15P	28.00	30.00	35P	68.00	70.00
16P	30.00	32.00	36P	70.00	72.00
17P	32.00	34.00	37P	72.00	74.00
18P	34.00	36.00	38P	74.00	76.00
19P	36.00	38.00	39P	76.00	78.00
20P	38.00	40.00	40P	78.00	80.00

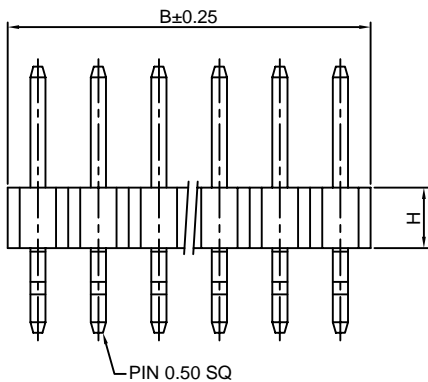
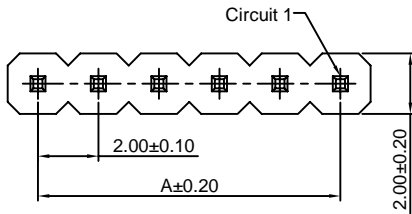
Unit: mm

A2005WR-S-XP

2.00mm Pitch 90° Single Row Pin Header-SMT TYPE

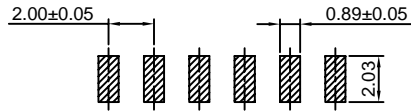
Reference Informations:

- *Material: Pin: Brass/Gold over Nickel
Insulator: Nylon 6T, UL94V-0
- *Mates with CJT A2005 series Single Row Female Header
- *Optional Dim. available but MOQ requested
- *Color: Black



Ordering Information:
A2005WR-S-XP - *** - *** - ***
1 2 3 4

1. Part No.
2. Type(H):
(Blank): 2.00mm
H15: 1.50mm
3. Material:
(Blank): Nylon 6T, UL94V-0
GWT: Nylon 6T, UL94V-0, GWT 750 °C
4. Finish:
(blank): Gold-flash
G15: 15µm (0.38µm) MIN. Select Gold (Mating Area)
100µm (2.54µm) MIN. Select Tin
G30: 30µm (0.76µm) MIN. Select Gold (Mating Area)
100µm (2.54µm) MIN. Select Tin
T: Tin over Nickel



P.C.B LAYOUT

Ordering Information & Dimensions:

PART NO.	Dimensions		PART NO.	Dimensions	
	A	B		A	B
2P	2.00	4.00	22P	42.00	44.00
3P	4.00	6.00	23P	44.00	46.00
4P	6.00	8.00	24P	46.00	48.00
5P	8.00	10.00	25P	48.00	50.00
6P	10.00	12.00	26P	50.00	52.00
7P	12.00	14.00	27P	52.00	54.00
8P	14.00	16.00	28P	54.00	56.00
9P	16.00	18.00	29P	56.00	58.00
10P	18.00	20.00	30P	58.00	60.00
11P	20.00	22.00	31P	60.00	62.00
12P	22.00	24.00	32P	62.00	64.00
13P	24.00	26.00	33P	64.00	66.00
14P	26.00	28.00	34P	66.00	68.00
15P	28.00	30.00	35P	68.00	70.00
16P	30.00	32.00	36P	70.00	72.00
17P	32.00	34.00	37P	72.00	74.00
18P	34.00	36.00	38P	74.00	76.00
19P	36.00	38.00	39P	76.00	78.00
20P	38.00	40.00	40P	78.00	80.00
21P	40.00	42.00			

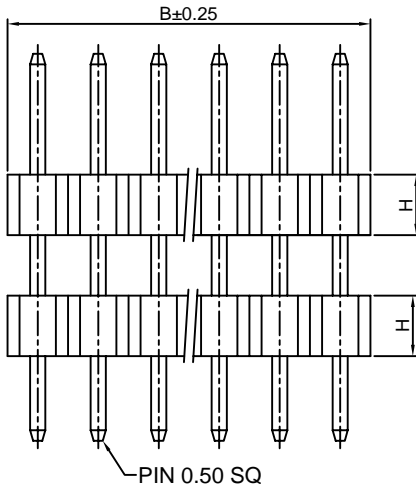
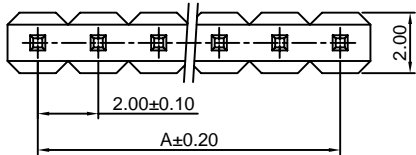
Unit: mm

A2005WVA-XP-R

2.00mm pitch 180° Single Row Pin Header

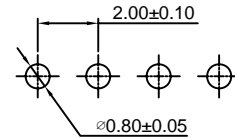
Reference Informations:

- *Material: Pin: Brass/Gold over Nickel
Insulator: PBT, UL94V-0
- *Mates with CJT A2005 series Single Row Female Header
- *Optional Dim. available but MOQ requested
- *Color: Black



Ordering Information:
A2005WVA-XP-R - *** - *** - ***
1 2 3 4

1. Part No.
2. Type(H):
(Blank): 2.00mm
H15: 1.50mm
3. Material:
(Blank): PBT, UL94V-0
6T: Nylon 6T, UL94V-0
GWT: Nylon 6T, UL94V-0, GWT 750 °C
4. Finish:
(blank): Gold-flash
G15: 15µm (0.38µm) MIN. Select Gold (Mating Area)
100µm (2.54µm) MIN. Select Tin
G30: 30µm (0.76µm) MIN. Select Gold (Mating Area)
100µm (2.54µm) MIN. Select Tin
T: Tin over Nickel



P.C.B LAYOUT

Ordering Information & Dimensions:

PART NO.	Dimensions		PART NO.	Dimensions	
	A	B		A	B
2P	2.00	4.00	22P	42.00	44.00
3P	4.00	6.00	23P	44.00	46.00
4P	6.00	8.00	24P	46.00	48.00
5P	8.00	10.00	25P	48.00	50.00
6P	10.00	12.00	26P	50.00	52.00
7P	12.00	14.00	27P	52.00	54.00
8P	14.00	16.00	28P	54.00	56.00
9P	16.00	18.00	29P	56.00	58.00
10P	18.00	20.00	30P	58.00	60.00
11P	20.00	22.00	31P	60.00	62.00
12P	22.00	24.00	32P	62.00	64.00
13P	24.00	26.00	33P	64.00	66.00
14P	26.00	28.00	34P	66.00	68.00
15P	28.00	30.00	35P	68.00	70.00
16P	30.00	32.00	36P	70.00	72.00
17P	32.00	34.00	37P	72.00	74.00
18P	34.00	36.00	38P	74.00	76.00
19P	36.00	38.00	39P	76.00	78.00
20P	38.00	40.00	40P	78.00	80.00
21P	40.00	42.00			

Unit: mm

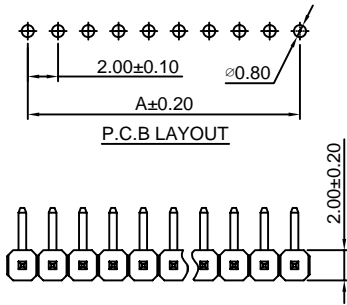
A2005WRD-XP

2.00mm pitch 90° Single Row Pin Header

Reference Informations:

- *Material:Pin:Brass/Gold over Nickel
Insulator:PBT,UL94V-0
- *Mates with CJT A2005 series Single Row Female Header
- *Optional Dim. available but MOQ requested
- *Color:Black

Ordering Information:
A2005WRD-XP - ^{***}/₂ - ^{***}/₃ - ^{***}/₄



- 1.Part No.
- 2.Type(H):
(Blank):2.00mm
H15:1.50mm
- 3.Material:
(Blank):PBT,UL94V-0
6T:Nylon 6T,UL94V-0
GWT:Nylon 6T,UL94V-0,GWT 750 °C
- 4.Finish:
(blank):Gold-flash
G15:15µin (0.38µm) MIN.Select Gold(Mating Area)
100µin (2.54µm) MIN.Select Tin
G30:30µin (0.76µm) MIN.Select Gold(Mating Area)
100µin (2.54µm) MIN.Select Tin
I: Tin over Nickel

Ordering Information & Dimensions:

PART NO.	Dimensions		PART NO.	Dimensions	
	A	B		A	B
2P	2.00	4.00	22P	42.00	44.00
3P	4.00	6.00	23P	44.00	46.00
4P	6.00	8.00	24P	46.00	48.00
5P	8.00	10.00	25P	48.00	50.00
6P	10.00	12.00	26P	50.00	52.00
7P	12.00	14.00	27P	52.00	54.00
8P	14.00	16.00	28P	54.00	56.00
9P	16.00	18.00	29P	56.00	58.00
10P	18.00	20.00	30P	58.00	60.00
11P	20.00	22.00	31P	60.00	62.00
12P	22.00	24.00	32P	62.00	64.00
13P	24.00	26.00	33P	64.00	66.00
14P	26.00	28.00	34P	66.00	68.00
15P	28.00	30.00	35P	68.00	70.00
16P	30.00	32.00	36P	70.00	72.00
17P	32.00	34.00	37P	72.00	74.00
18P	34.00	36.00	38P	74.00	76.00
19P	36.00	38.00	39P	76.00	78.00
20P	38.00	40.00	40P	78.00	80.00
21P	40.00	42.00			

Unit: mm

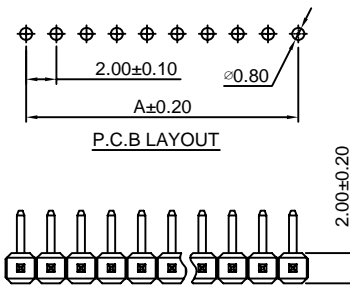
A2005WRD-XP-R

2.00mm pitch 90° Single Row Pin Header

Reference Informations:

- *Material:Pin:Brass/Gold over Nickel
Insulator:PBT,UL94V-0
- *Mates with CJT A2005 series Single Row Female Header
- *Optional Dim. available but MOQ requested
- *Color:Black

Ordering Information:
A2005WRD-XP-R - ^{***}/₂ - ^{***}/₃ - ^{***}/₄



- 1.Part No.
- 2.Type(H):
(Blank): 2.00mm
H15: 1.50mm
- 3.Material:
(Blank):PBT,UL94V-0
6T:Nylon 6T,UL94V-0
GWT:Nylon 6T,UL94V-0,GWT 750 °C
- 4.Finish:
(blank):Gold-flash
G15:15µin (0.38µm) MIN.Select Gold(Mating Area)
100µin (2.54µm) MIN.Select Tin
G30:30µin (0.76µm) MIN.Select Gold(Mating Area)
100µin (2.54µm) MIN.Select Tin
I: Tin over Nickel

Ordering Information & Dimensions:

PART NO.	Dimensions		PART NO.	Dimensions	
	A	B		A	B
2P	2.00	4.00	22P	42.00	44.00
3P	4.00	6.00	23P	44.00	46.00
4P	6.00	8.00	24P	46.00	48.00
5P	8.00	10.00	25P	48.00	50.00
6P	10.00	12.00	26P	50.00	52.00
7P	12.00	14.00	27P	52.00	54.00
8P	14.00	16.00	28P	54.00	56.00
9P	16.00	18.00	29P	56.00	58.00
10P	18.00	20.00	30P	58.00	60.00
11P	20.00	22.00	31P	60.00	62.00
12P	22.00	24.00	32P	62.00	64.00
13P	24.00	26.00	33P	64.00	66.00
14P	26.00	28.00	34P	66.00	68.00
15P	28.00	30.00	35P	68.00	70.00
16P	30.00	32.00	36P	70.00	72.00
17P	32.00	34.00	37P	72.00	74.00
18P	34.00	36.00	38P	74.00	76.00
19P	36.00	38.00	39P	76.00	78.00
20P	38.00	40.00	40P	78.00	80.00
21P	40.00	42.00			

Unit: mm

A2005WVA-S-XP-A

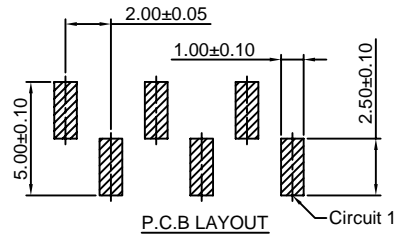
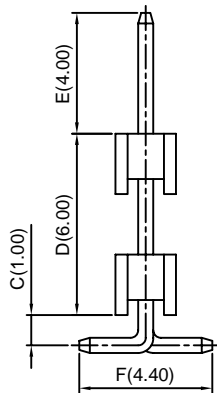
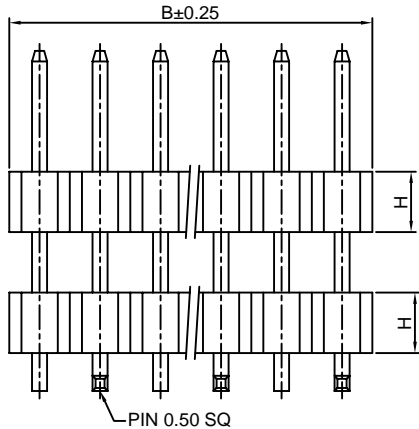
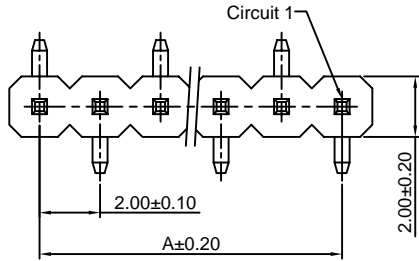
2.00mm Pitch 180° Single Row Pin Header-SMT A TYPE

Reference Informations:

- *Material:Pin:Brass/Gold over Nickel
Insulator:Nylon 6T,UL94V-0
- *Mates with CJT A2005 series Single Row Female Header
- *Optional Dim. available but MOQ requested
- *Color:Black

Ordering Information:
A2005WVA-S-XP-A - - - -

- 1.Part No.
- 2.Type(H):
(Blank):2.00mm
H15:1.50mm
- 3.Material:
(Blank):Nylon 6T,UL94V-0
GWT:Nylon 6T,UL94V-0,GWT 750 °C
- 4.Finish:
(blank):Gold-flash
G15:15µin (0.38µm) MIN.Select Gold(Mating Area)
100µin (2.54µm) MIN.Select Tin
G30:30µin (0.76µm) MIN.Select Gold(Mating Area)
100µin (2.54µm) MIN.Select Tin
T: Tin over Nickel



Ordering Information & Dimensions:

PART NO.	Dimensions		PART NO.	Dimensions	
	A	B		A	B
2P	2.00	4.00	22P	42.00	44.00
3P	4.00	6.00	23P	44.00	46.00
4P	6.00	8.00	24P	46.00	48.00
5P	8.00	10.00	25P	48.00	50.00
6P	10.00	12.00	26P	50.00	52.00
7P	12.00	14.00	27P	52.00	54.00
8P	14.00	16.00	28P	54.00	56.00
9P	16.00	18.00	29P	56.00	58.00
10P	18.00	20.00	30P	58.00	60.00
11P	20.00	22.00	31P	60.00	62.00
12P	22.00	24.00	32P	62.00	64.00
13P	24.00	26.00	33P	64.00	66.00
14P	26.00	28.00	34P	66.00	68.00
15P	28.00	30.00	35P	68.00	70.00
16P	30.00	32.00	36P	70.00	72.00
17P	32.00	34.00	37P	72.00	74.00
18P	34.00	36.00	38P	74.00	76.00
19P	36.00	38.00	39P	76.00	78.00
20P	38.00	40.00	40P	78.00	80.00
21P	40.00	42.00			

Unit: mm

A2005WVA-S-XP-B

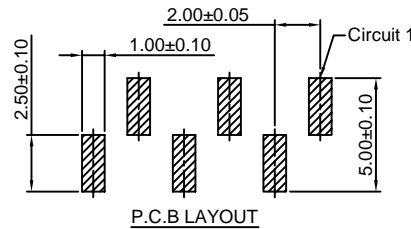
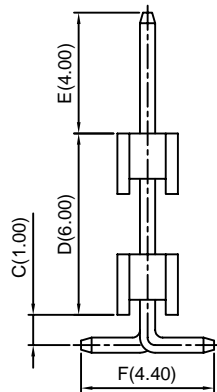
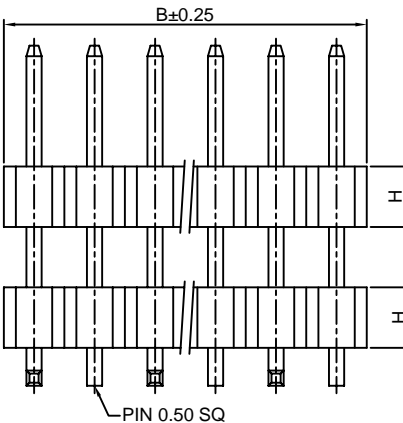
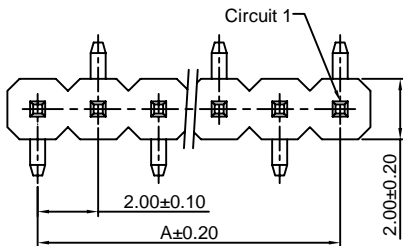
2.00mm Pitch 180° Single Row Pin Header-SMT B TYPE

Reference Informations:

- *Material:Pin:Brass/Gold over Nickel
Insulator:Nylon 6T,UL94V-0
- *Mates with CJT A2005 series Single Row Female Header
- *Optional Dim. available but MOQ requested
- *Color:Black

Ordering Information:
A2005WVA-S-XP-B - - - -

- 1.Part No.
- 2.Type(H):
(Blank):2.00mm
H15:1.50mm
- 3.Material:
(Blank):Nylon 6T,UL94V-0
GWT:Nylon 6T,UL94V-0,GWT 750 °C
- 4.Finish:
(blank):Gold-flash
G15:15µin (0.38µm) MIN.Select Gold(Mating Area)
100µin (2.54µm) MIN.Select Tin
G30:30µin (0.76µm) MIN.Select Gold(Mating Area)
100µin (2.54µm) MIN.Select Tin
T: Tin over Nickel



Ordering Information & Dimensions:

PART NO.	Dimensions		PART NO.	Dimensions	
	A	B		A	B
2P	2.00	4.00	22P	42.00	44.00
3P	4.00	6.00	23P	44.00	46.00
4P	6.00	8.00	24P	46.00	48.00
5P	8.00	10.00	25P	48.00	50.00
6P	10.00	12.00	26P	50.00	52.00
7P	12.00	14.00	27P	52.00	54.00
8P	14.00	16.00	28P	54.00	56.00
9P	16.00	18.00	29P	56.00	58.00
10P	18.00	20.00	30P	58.00	60.00
11P	20.00	22.00	31P	60.00	62.00
12P	22.00	24.00	32P	62.00	64.00
13P	24.00	26.00	33P	64.00	66.00
14P	26.00	28.00	34P	66.00	68.00
15P	28.00	30.00	35P	68.00	70.00
16P	30.00	32.00	36P	70.00	72.00
17P	32.00	34.00	37P	72.00	74.00
18P	34.00	36.00	38P	74.00	76.00
19P	36.00	38.00	39P	76.00	78.00
20P	38.00	40.00	40P	78.00	80.00
21P	40.00	42.00			

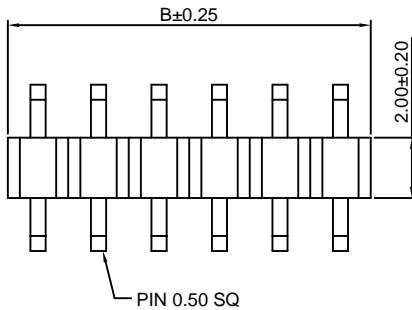
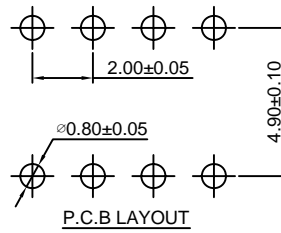
Unit: mm

A2005WRR-XP

2.00mm pitch 90° Single Row Pin Header

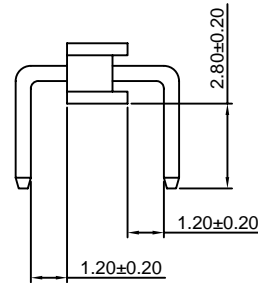
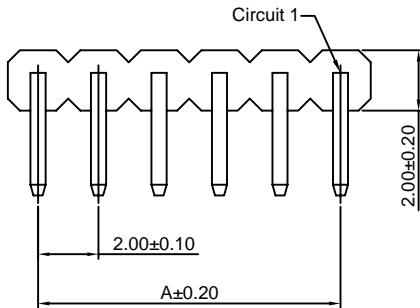
Reference Informations:

- *Material: Pin: Brass/Gold over Nickel
Insulator: PBT+30%GF, UL94V-0
- *Mates with CJT A2005 series Single Row Female Header
- *Color: Black



Ordering Information:
A2005WRR-XP - *** - ***
1 2 3

- Part No
- Material:
(Blank): PBT, UL94V-0
6T: Nylon 6T, UL94V-0
GWT: Nylon 6T, UL94V-0, GWT 750 °C
- Finish:
(blank): Gold-flash
G15: 15µm (0.38µm) MIN. Select Gold (Mating Area)
100µm (2.54µm) MIN. Select Tin
G30: 30µm (0.76µm) MIN. Select Gold (Mating Area)
100µm (2.54µm) MIN. Select Tin
T: Tin over Nickel



Ordering Information & Dimensions:

PART NO.	Dimensions		PART NO.	Dimensions	
	A	B		A	B
2P	2.00	4.00	22P	42.00	44.00
3P	4.00	6.00	23P	44.00	46.00
4P	6.00	8.00	24P	46.00	48.00
5P	8.00	10.00	25P	48.00	50.00
6P	10.00	12.00	26P	50.00	52.00
7P	12.00	14.00	27P	52.00	54.00
8P	14.00	16.00	28P	54.00	56.00
9P	16.00	18.00	29P	56.00	58.00
10P	18.00	20.00	30P	58.00	60.00
11P	20.00	22.00	31P	60.00	62.00
12P	22.00	24.00	32P	62.00	64.00
13P	24.00	26.00	33P	64.00	66.00
14P	26.00	28.00	34P	66.00	68.00
15P	28.00	30.00	35P	68.00	70.00
16P	30.00	32.00	36P	70.00	72.00
17P	32.00	34.00	37P	72.00	74.00
18P	34.00	36.00	38P	74.00	76.00
19P	36.00	38.00	39P	76.00	78.00
20P	38.00	40.00	40P	78.00	80.00
21P	40.00	42.00			

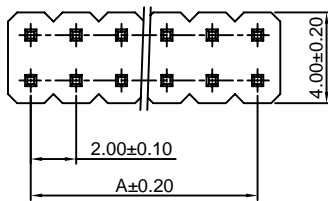
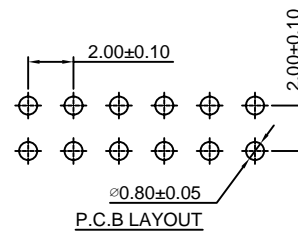
Unit: mm

A2005WV-2xXP

2.00mm pitch 180° Dual Row Pin Header

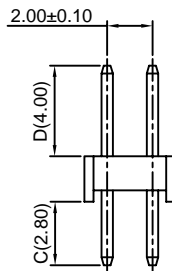
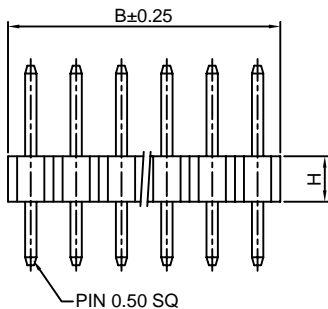
Reference Informations:

- *Material: Pin: Brass/Gold over Nickel
Insulator: PBT, UL94V-0
- *Mates with CJT A2005 series Dual Row Female Header
- *Optional Dim. available but MOQ requested
- *Color: Black



Ordering Information:
A2005WV-2xXP - *** - *** - ***
1 2 3 4

- Part No.
- Type(H):
(Blank): 2.00mm
H15: 1.50mm
- Material:
(Blank): PBT, UL94V-0
6T: Nylon 6T, UL94V-0
GWT: Nylon 6T, UL94V-0, GWT 750 °C
- Finish:
(blank): Gold-flash
G15: 15µm (0.38µm) MIN. Select Gold (Mating Area)
100µm (2.54µm) MIN. Select Tin
G30: 30µm (0.76µm) MIN. Select Gold (Mating Area)
100µm (2.54µm) MIN. Select Tin
T: Tin over Nickel



Ordering Information & Dimensions:

PART NO.	Dimensions		PART NO.	Dimensions	
	A	B		A	B
2x1P	----	2.00	2x21P	40.00	42.00
2x2P	2.00	4.00	2x22P	42.00	44.00
2x3P	4.00	6.00	2x23P	44.00	46.00
2x4P	6.00	8.00	2x24P	46.00	48.00
2x5P	8.00	10.00	2x25P	48.00	50.00
2x6P	10.00	12.00	2x26P	50.00	52.00
2x7P	12.00	14.00	2x27P	52.00	54.00
2x8P	14.00	16.00	2x28P	54.00	56.00
2x9P	16.00	18.00	2x29P	56.00	58.00
2x10P	18.00	20.00	2x30P	58.00	60.00
2x11P	20.00	22.00	2x31P	60.00	62.00
2x12P	22.00	24.00	2x32P	62.00	64.00
2x13P	24.00	26.00	2x33P	64.00	66.00
2x14P	26.00	28.00	2x34P	66.00	68.00
2x15P	28.00	30.00	2x35P	68.00	70.00
2x16P	30.00	32.00	2x36P	70.00	72.00
2x17P	32.00	34.00	2x37P	72.00	74.00
2x18P	34.00	36.00	2x38P	74.00	76.00
2x19P	36.00	38.00	2x39P	76.00	78.00
2x20P	38.00	40.00	2x40P	78.00	80.00

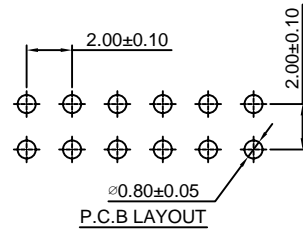
Unit: mm

A2005WR-2xXP

2.00mm pitch 90° Dual Row Pin Header

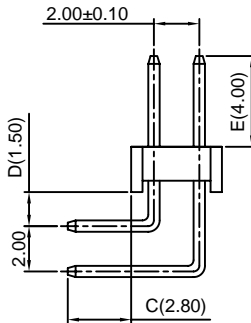
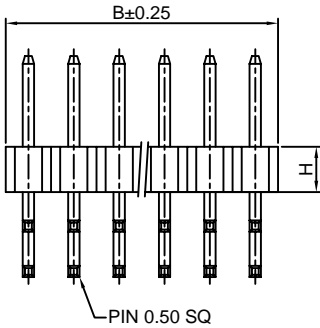
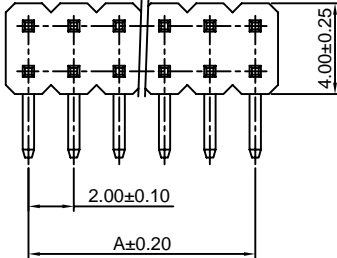
Reference Informations:

- *Material:Pin:Brass/Gold over Nickel
Insulator:PBT,UL94V-0
- *Mates with CJT A2005 series Dual Row Female Header
- *Optional Dim. available but MOQ requested
- *Color:Black



Ordering Information:
A2005WR-2xXP - *** - *** - ***

- 1.Part No.
- 2.Type(H):
(Blank):2.00mm
H15:1.50mm
- 3.Material:
(Blank):PBT,UL94V-0
6T:Nylon 6T,UL94V-0
GWT:Nylon 6T,UL94V-0,GWT 750 °C
- 4.Finish:
(blank):Gold-flash
G15:15µin (0.38µm) MIN.Select Gold(Mating Area)
100µin (2.54µm) MIN.Select Tin
G30:30µin (0.76µm) MIN.Select Gold(Mating Area)
100µin (2.54µm) MIN.Select Tin
I: Tin over Nickel



Ordering Information & Dimensions:

PART NO.	Dimensions		PART NO.	Dimensions	
	A	B		A	B
2x1P	----	2.00	2x21P	40.00	42.00
2x2P	2.00	4.00	2x22P	42.00	44.00
2x3P	4.00	6.00	2x23P	44.00	46.00
2x4P	6.00	8.00	2x24P	46.00	48.00
2x5P	8.00	10.00	2x25P	48.00	50.00
2x6P	10.00	12.00	2x26P	50.00	52.00
2x7P	12.00	14.00	2x27P	52.00	54.00
2x8P	14.00	16.00	2x28P	54.00	56.00
2x9P	16.00	18.00	2x29P	56.00	58.00
2x10P	18.00	20.00	2x30P	58.00	60.00
2x11P	20.00	22.00	2x31P	60.00	62.00
2x12P	22.00	24.00	2x32P	62.00	64.00
2x13P	24.00	26.00	2x33P	64.00	66.00
2x14P	26.00	28.00	2x34P	66.00	68.00
2x15P	28.00	30.00	2x35P	68.00	70.00
2x16P	30.00	32.00	2x36P	70.00	72.00
2x17P	32.00	34.00	2x37P	72.00	74.00
2x18P	34.00	36.00	2x38P	74.00	76.00
2x19P	36.00	38.00	2x39P	76.00	78.00
2x20P	38.00	40.00	2x40P	78.00	80.00

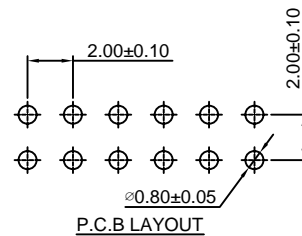
Unit: mm

A2005WVA-2xXP

2.00mm pitch 180° Dual Row Pin Header

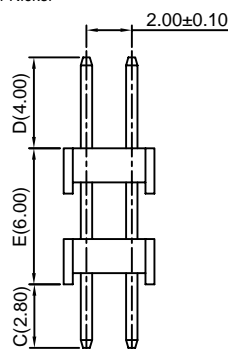
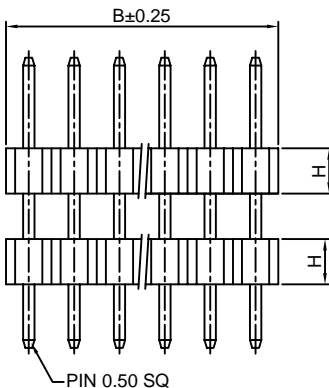
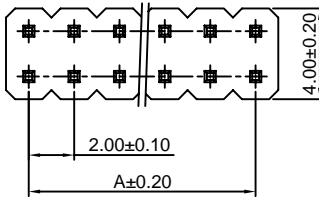
Reference Informations:

- *Material:Pin:Brass/Gold over Nickel
Insulator:PBT,UL94V-0
- *Mates with CJT A2005 series Dual Row Female Header
- *Optional Dim. available but MOQ requested
- *Color:Black



Ordering Information:
A2005WVA-2xXP - *** - *** - ***

- 1.Part No.
- 2.Type(H):
(Blank):2.00mm
H15:1.50mm
- 3.Material:
(Blank):PBT,UL94V-0
6T:Nylon 6T,UL94V-0
GWT:Nylon 6T,UL94V-0,GWT 750 °C
- 4.Finish:
(blank):Gold-flash
G15:15µin (0.38µm) MIN.Select Gold(Mating Area)
100µin (2.54µm) MIN.Select Tin
G30:30µin (0.76µm) MIN.Select Gold(Mating Area)
100µin (2.54µm) MIN.Select Tin
I: Tin over Nickel



Ordering Information & Dimensions:

PART NO.	Dimensions		PART NO.	Dimensions	
	A	B		A	B
2x1P	----	2.00	2x21P	40.00	42.00
2x2P	2.00	4.00	2x22P	42.00	44.00
2x3P	4.00	6.00	2x23P	44.00	46.00
2x4P	6.00	8.00	2x24P	46.00	48.00
2x5P	8.00	10.00	2x25P	48.00	50.00
2x6P	10.00	12.00	2x26P	50.00	52.00
2x7P	12.00	14.00	2x27P	52.00	54.00
2x8P	14.00	16.00	2x28P	54.00	56.00
2x9P	16.00	18.00	2x29P	56.00	58.00
2x10P	18.00	20.00	2x30P	58.00	60.00
2x11P	20.00	22.00	2x31P	60.00	62.00
2x12P	22.00	24.00	2x32P	62.00	64.00
2x13P	24.00	26.00	2x33P	64.00	66.00
2x14P	26.00	28.00	2x34P	66.00	68.00
2x15P	28.00	30.00	2x35P	68.00	70.00
2x16P	30.00	32.00	2x36P	70.00	72.00
2x17P	32.00	34.00	2x37P	72.00	74.00
2x18P	34.00	36.00	2x38P	74.00	76.00
2x19P	36.00	38.00	2x39P	76.00	78.00
2x20P	38.00	40.00	2x40P	78.00	80.00

Unit: mm

A2005WVA-2xXP-R

2.00mm pitch 180° Dual Row Pin Header

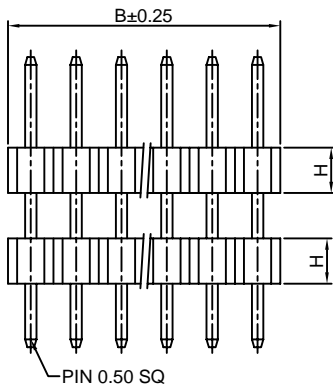
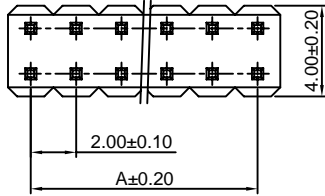
Reference Informations:

*Material:Pin:Brass/Gold over Nickel
Insulator:PBT,UL94V-0

*Mates with CJT A2005 series Dual Row Female Header

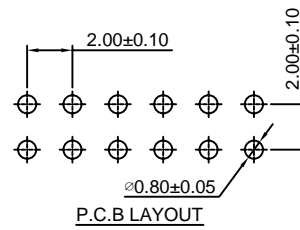
*Optional Dim. available but MOQ requested

*Color:Black



Ordering Information:
A2005WVA-2xXP-R - *** - *** - ***
1 2 3 4

- 1.Part No.
- 2.Type(H):
(Blank):2.00mm
H15:1.50mm
- 3.Material:
(Blank):PBT,UL94V-0
6T:Nylon 6T,UL94V-0
GWT:Nylon 6T,UL94V-0,GWT 750 °C
- 4.Finish:
(blank):Gold-flash
G15:15µin (0.38µm) MIN.Select Gold(Mating Area)
100µin (2.54µm) MIN.Select Tin
G30:30µin (0.76µm) MIN.Select Gold(Mating Area)
100µin (2.54µm) MIN.Select Tin
I:Tin over Nickel



Ordering Information & Dimensions:

PART NO.	Dimensions		PART NO.	Dimensions	
	A	B		A	B
2x2P	2.00	4.00	2x22P	42.00	44.00
2x3P	4.00	6.00	2x23P	44.00	46.00
2x4P	6.00	8.00	2x24P	46.00	48.00
2x5P	8.00	10.00	2x25P	48.00	50.00
2x6P	10.00	12.00	2x26P	50.00	52.00
2x7P	12.00	14.00	2x27P	52.00	54.00
2x8P	14.00	16.00	2x28P	54.00	56.00
2x9P	16.00	18.00	2x29P	56.00	58.00
2x10P	18.00	20.00	2x30P	58.00	60.00
2x11P	20.00	22.00	2x31P	60.00	62.00
2x12P	22.00	24.00	2x32P	62.00	64.00
2x13P	24.00	26.00	2x33P	64.00	66.00
2x14P	26.00	28.00	2x34P	66.00	68.00
2x15P	28.00	30.00	2x35P	68.00	70.00
2x16P	30.00	32.00	2x36P	70.00	72.00
2x17P	32.00	34.00	2x37P	72.00	74.00
2x18P	34.00	36.00	2x38P	74.00	76.00
2x19P	36.00	38.00	2x39P	76.00	78.00
2x20P	38.00	40.00	2x40P	78.00	80.00
2x21P	40.00	42.00			

Unit: mm

A2005WRA-2xXP

2.00mm pitch 90° Dual Row Pin Header

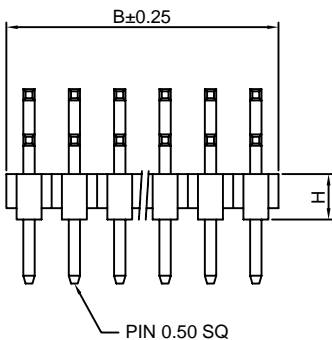
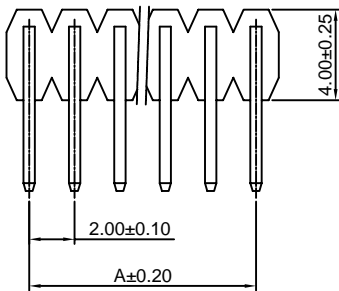
Reference Informations:

*Material:Pin:Brass/Gold over Nickel
Insulator:PBT+30%GF,UL94V-0

*Mates with CJT A2005 series Dual Row Female Header

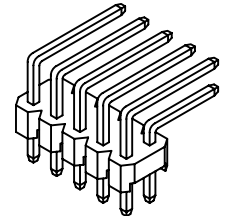
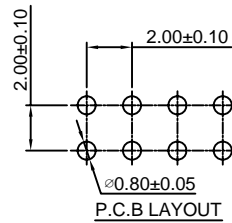
*Optional Dim. available but MOQ requested

*Color:Black



Ordering Information:
A2005WRA-2xXP - *** - *** - ***
1 2 3 4

- 1.Part No.
- 2.Type(H):
(Blank):2.00mm
H15:1.50mm
- 3.Material:
(Blank):PBT,UL94V-0
6T:Nylon 6T,UL94V-0
GWT:Nylon 6T,UL94V-0,GWT 750 °C
- 4.Finish:
(blank):Gold-flash
G15:15µin (0.38µm) MIN.Select Gold(Mating Area)
100µin (2.54µm) MIN.Select Tin
G30:30µin (0.76µm) MIN.Select Gold(Mating Area)
100µin (2.54µm) MIN.Select Tin
I:Tin over Nickel



Ordering Information & Dimensions:

PART NO.	Dimensions		PART NO.	Dimensions	
	A	B		A	B
2x1P	----	2.00	2x21P	40.00	42.00
2x2P	2.00	4.00	2x22P	42.00	44.00
2x3P	4.00	6.00	2x23P	44.00	46.00
2x4P	6.00	8.00	2x24P	46.00	48.00
2x5P	8.00	10.00	2x25P	48.00	50.00
2x6P	10.00	12.00	2x26P	50.00	52.00
2x7P	12.00	14.00	2x27P	52.00	54.00
2x8P	14.00	16.00	2x28P	54.00	56.00
2x9P	16.00	18.00	2x29P	56.00	58.00
2x10P	18.00	20.00	2x30P	58.00	60.00
2x11P	20.00	22.00	2x31P	60.00	62.00
2x12P	22.00	24.00	2x32P	62.00	64.00
2x13P	24.00	26.00	2x33P	64.00	66.00
2x14P	26.00	28.00	2x34P	66.00	68.00
2x15P	28.00	30.00	2x35P	68.00	70.00
2x16P	30.00	32.00	2x36P	70.00	72.00
2x17P	32.00	34.00	2x37P	72.00	74.00
2x18P	34.00	36.00	2x38P	74.00	76.00
2x19P	36.00	38.00	2x39P	76.00	78.00
2x20P	38.00	40.00	2x40P	78.00	80.00

Unit: mm

A2005WVB-2xXP

2.00mm pitch 180° Dual Row Pin Header

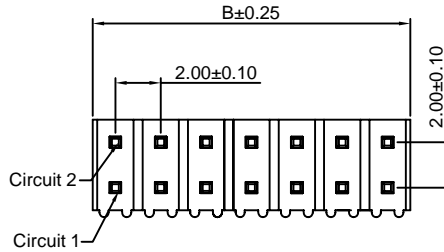
Reference Informations:

*Material: Pin: Brass/Gold over Nickel
Insulator: PBT, UL94V-0

*Mates with CJT A2005 series Dual Row Female Header

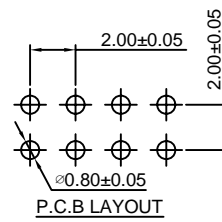
*Optional Dim. available but MOQ requested

*Color: Black



Ordering Information:
A2005WVB-2xXP - *** - ***
1 2 3

- Part No
- Material:
(Blank): PBT, UL94V-0
6T: Nylon 6T, UL94V-0
GWT: Nylon 6T, UL94V-0, GWT 750 °C
- Finish:
(blank): Gold-flash
G15: 15µm (0.38µm) MIN. Select Gold (Mating Area)
100µm (2.54µm) MIN. Select Tin
G30: 30µm (0.76µm) MIN. Select Gold (Mating Area)
100µm (2.54µm) MIN. Select Tin
T: Tin over Nickel



Ordering Information & Dimensions:

PART NO.	Dimensions		PART NO.	Dimensions	
	A	B		A	B
2x2P	2.00	4.00	2x22P	42.00	44.00
2x3P	4.00	6.00	2x23P	44.00	46.00
2x4P	6.00	8.00	2x24P	46.00	48.00
2x5P	8.00	10.00	2x25P	48.00	50.00
2x6P	10.00	12.00	2x26P	50.00	52.00
2x7P	12.00	14.00	2x27P	52.00	54.00
2x8P	14.00	16.00	2x28P	54.00	56.00
2x9P	16.00	18.00	2x29P	56.00	58.00
2x10P	18.00	20.00	2x30P	58.00	60.00
2x11P	20.00	22.00	2x31P	60.00	62.00
2x12P	22.00	24.00	2x32P	62.00	64.00
2x13P	24.00	26.00	2x33P	64.00	66.00
2x14P	26.00	28.00	2x34P	66.00	68.00
2x15P	28.00	30.00	2x35P	68.00	70.00
2x16P	30.00	32.00	2x36P	70.00	72.00
2x17P	32.00	34.00	2x37P	72.00	74.00
2x18P	34.00	36.00	2x38P	74.00	76.00
2x19P	36.00	38.00	2x39P	76.00	78.00
2x20P	38.00	40.00	2x40P	78.00	80.00
2x21P	40.00	42.00			

Unit: mm

A2005WRB-2xXP

2.00mm pitch 90° Dual Row Pin Header

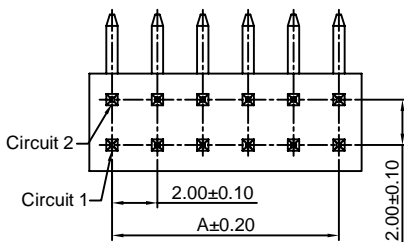
Reference Informations:

*Material: Pin: Brass/Gold over Nickel
Insulator: PBT, UL94V-0

*Mates with CJT A2005 series Dual Row Female Header

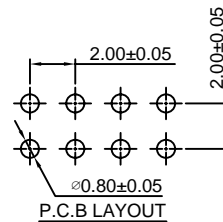
*Optional Dim. available but MOQ requested

*Color: Black



Ordering Information:
A2005WRB-2xXP - *** - ***
1 2 3

- Part No
- Material:
(Blank): PBT, UL94V-0
6T: Nylon 6T, UL94V-0
GWT: Nylon 6T, UL94V-0, GWT 750 °C
- Finish:
(blank): Gold-flash
G15: 15µm (0.38µm) MIN. Select Gold (Mating Area)
100µm (2.54µm) MIN. Select Tin
G30: 30µm (0.76µm) MIN. Select Gold (Mating Area)
100µm (2.54µm) MIN. Select Tin
T: Tin over Nickel



Ordering Information & Dimensions:

PART NO.	Dimensions		PART NO.	Dimensions	
	A	B		A	B
2x2P	2.00	4.00	2x22P	42.00	44.00
2x3P	4.00	6.00	2x23P	44.00	46.00
2x4P	6.00	8.00	2x24P	46.00	48.00
2x5P	8.00	10.00	2x25P	48.00	50.00
2x6P	10.00	12.00	2x26P	50.00	52.00
2x7P	12.00	14.00	2x27P	52.00	54.00
2x8P	14.00	16.00	2x28P	54.00	56.00
2x9P	16.00	18.00	2x29P	56.00	58.00
2x10P	18.00	20.00	2x30P	58.00	60.00
2x11P	20.00	22.00	2x31P	60.00	62.00
2x12P	22.00	24.00	2x32P	62.00	64.00
2x13P	24.00	26.00	2x33P	64.00	66.00
2x14P	26.00	28.00	2x34P	66.00	68.00
2x15P	28.00	30.00	2x35P	68.00	70.00
2x16P	30.00	32.00	2x36P	70.00	72.00
2x17P	32.00	34.00	2x37P	72.00	74.00
2x18P	34.00	36.00	2x38P	74.00	76.00
2x19P	36.00	38.00	2x39P	76.00	78.00
2x20P	38.00	40.00	2x40P	78.00	80.00
2x21P	40.00	42.00			

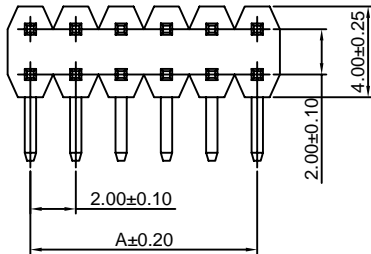
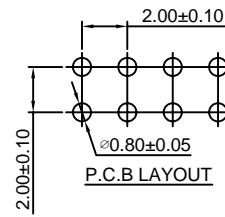
Unit: mm

A2005WRD-2xXP

2.00mm pitch 90° Dual Row Pin Header

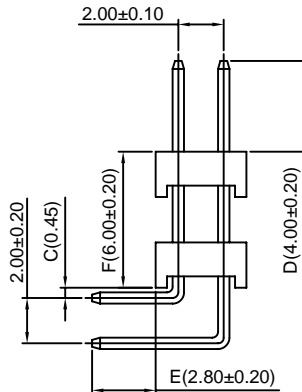
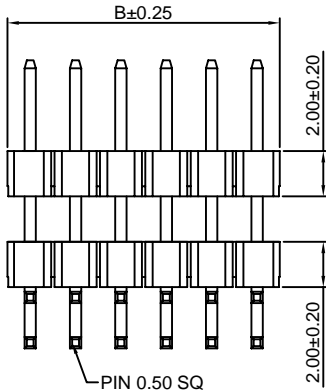
Reference Informations:

- *Material: Pin: Brass/Gold over Nickel
Insulator: PBT, UL94V-0
- *Mates with CJT A2005 series Dual Row Female Header
- *Optional Dim. available but MOQ requested
- *Color: Black



Ordering Information:
A2005WRD-2xXP - *** - ***
1 2 3

1. Part No.
2. Material:
(Blank): PBT, UL94V-0
6T: Nylon 6T, UL94V-0
GWT: Nylon 6T, UL94V-0, GWT 750 °C
3. Finish:
(blank): Gold-flash
G15: 15µin (0.38µm) MIN. Select Gold (Mating Area)
100µin (2.54µm) MIN. Select Tin
G30: 30µin (0.76µm) MIN. Select Gold (Mating Area)
100µin (2.54µm) MIN. Select Tin
I: Tin over Nickel



Ordering Information & Dimensions:

PART NO.	Dimensions		PART NO.	Dimensions	
	A	B		A	B
2x2P	2.00	4.00	2x22P	42.00	44.00
2x3P	4.00	6.00	2x23P	44.00	46.00
2x4P	6.00	8.00	2x24P	46.00	48.00
2x5P	8.00	10.00	2x25P	48.00	50.00
2x6P	10.00	12.00	2x26P	50.00	52.00
2x7P	12.00	14.00	2x27P	52.00	54.00
2x8P	14.00	16.00	2x28P	54.00	56.00
2x9P	16.00	18.00	2x29P	56.00	58.00
2x10P	18.00	20.00	2x30P	58.00	60.00
2x11P	20.00	22.00	2x31P	60.00	62.00
2x12P	22.00	24.00	2x32P	62.00	64.00
2x13P	24.00	26.00	2x33P	64.00	66.00
2x14P	26.00	28.00	2x34P	66.00	68.00
2x15P	28.00	30.00	2x35P	68.00	70.00
2x16P	30.00	32.00	2x36P	70.00	72.00
2x17P	32.00	34.00	2x37P	72.00	74.00
2x18P	34.00	36.00	2x38P	74.00	76.00
2x19P	36.00	38.00	2x39P	76.00	78.00
2x20P	38.00	40.00	2x40P	78.00	80.00
2x21P	40.00	42.00			

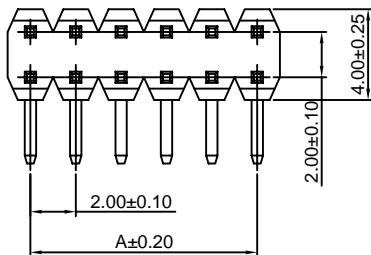
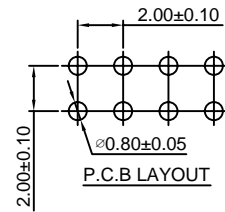
Unit: mm

A2005WRD-2xXP-R

2.00mm pitch 90° Dual Row Pin Header

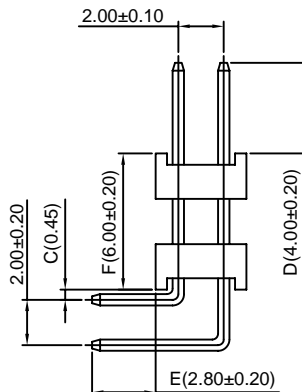
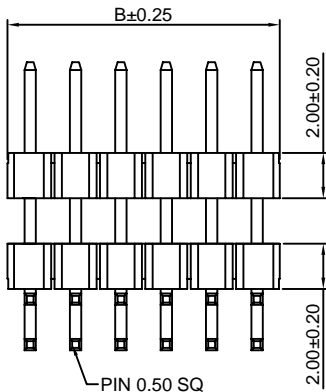
Reference Informations:

- *Material: Pin: Brass/Gold over Nickel
Insulator: PBT, UL94V-0
- *Mates with CJT A2005 series Dual Row Female Header
- *Optional Dim. available but MOQ requested
- *Color: Black



Ordering Information:
A2005WRD-2xXP-R - *** - ***
1 2 3

1. Part No.
2. Material:
(Blank): PBT, UL94V-0
6T: Nylon 6T, UL94V-0
GWT: Nylon 6T, UL94V-0, GWT 750 °C
3. Finish:
(blank): Gold-flash
G15: 15µin (0.38µm) MIN. Select Gold (Mating Area)
100µin (2.54µm) MIN. Select Tin
G30: 30µin (0.76µm) MIN. Select Gold (Mating Area)
100µin (2.54µm) MIN. Select Tin
I: Tin over Nickel



Ordering Information & Dimensions:

PART NO.	Dimensions		PART NO.	Dimensions	
	A	B		A	B
2x2P	2.00	4.00	2x22P	42.00	44.00
2x3P	4.00	6.00	2x23P	44.00	46.00
2x4P	6.00	8.00	2x24P	46.00	48.00
2x5P	8.00	10.00	2x25P	48.00	50.00
2x6P	10.00	12.00	2x26P	50.00	52.00
2x7P	12.00	14.00	2x27P	52.00	54.00
2x8P	14.00	16.00	2x28P	54.00	56.00
2x9P	16.00	18.00	2x29P	56.00	58.00
2x10P	18.00	20.00	2x30P	58.00	60.00
2x11P	20.00	22.00	2x31P	60.00	62.00
2x12P	22.00	24.00	2x32P	62.00	64.00
2x13P	24.00	26.00	2x33P	64.00	66.00
2x14P	26.00	28.00	2x34P	66.00	68.00
2x15P	28.00	30.00	2x35P	68.00	70.00
2x16P	30.00	32.00	2x36P	70.00	72.00
2x17P	32.00	34.00	2x37P	72.00	74.00
2x18P	34.00	36.00	2x38P	74.00	76.00
2x19P	36.00	38.00	2x39P	76.00	78.00
2x20P	38.00	40.00	2x40P	78.00	80.00
2x21P	40.00	42.00			

Unit: mm

A2005WRR-2xXP

2.00mm pitch 180° Dual Row Pin Header

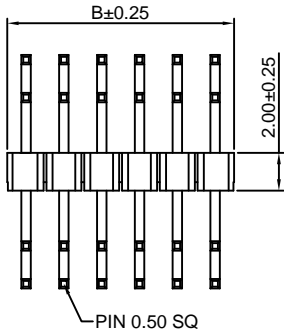
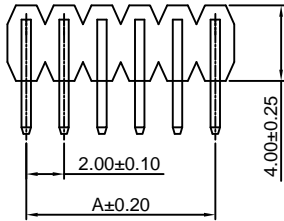
Reference Informations:

*Material:Pin:Brass/Gold over Nickel
Insulator:PBT,UL94V-0

*Mates with CJT A2005 series Dual Row Female Header

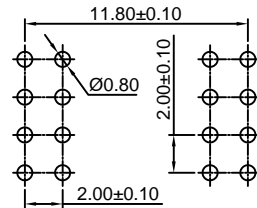
*Optional Dim. available but MOQ requested

*Color:Black



Ordering Information:
A2005WRR-2xXP - *** - ***
1 2 3

- Part No.
- Material:
(Blank):PBT,UL94V-0
6T:Nylon 6T,UL94V-0
GWT:Nylon 6T,UL94V-0,GWT 750 °C
- Finish:
(blank):Gold-flash
G15:15µin (0.38µm) MIN.Select Gold(Mating Area)
100µin (2.54µm) MIN.Select Tin
G30:30µin (0.76µm) MIN.Select Gold(Mating Area)
100µin (2.54µm) MIN.Select Tin
T:Tin over Nickel



P.C.B LAYOUT

Ordering Information & Dimensions:

PART NO.	Dimensions		PART NO.	Dimensions	
	A	B		A	B
2x2P	2.00	4.00	2x22P	42.00	44.00
2x3P	4.00	6.00	2x23P	44.00	46.00
2x4P	6.00	8.00	2x24P	46.00	48.00
2x5P	8.00	10.00	2x25P	48.00	50.00
2x6P	10.00	12.00	2x26P	50.00	52.00
2x7P	12.00	14.00	2x27P	52.00	54.00
2x8P	14.00	16.00	2x28P	54.00	56.00
2x9P	16.00	18.00	2x29P	56.00	58.00
2x10P	18.00	20.00	2x30P	58.00	60.00
2x11P	20.00	22.00	2x31P	60.00	62.00
2x12P	22.00	24.00	2x32P	62.00	64.00
2x13P	24.00	26.00	2x33P	64.00	66.00
2x14P	26.00	28.00	2x34P	66.00	68.00
2x15P	28.00	30.00	2x35P	68.00	70.00
2x16P	30.00	32.00	2x36P	70.00	72.00
2x17P	32.00	34.00	2x37P	72.00	74.00
2x18P	34.00	36.00	2x38P	74.00	76.00
2x19P	36.00	38.00	2x39P	76.00	78.00
2x20P	38.00	40.00	2x40P	78.00	80.00
2x21P	40.00	42.00			

Unit: mm

A2005WV-S-2xXP

2.00mm pitch 180° Dual Row Pin Header-SMT TYPE

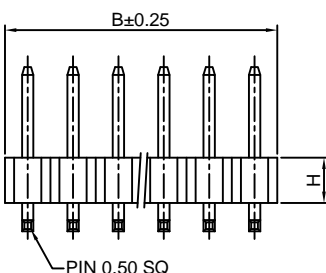
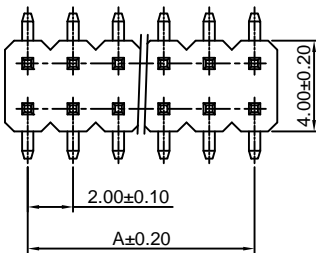
Reference Informations:

*Material:Pin:Brass/Gold over Nickel
Insulator:Nylon 6T,UL94V-0

*Mates with CJT A2005 series Dual Row Female Header

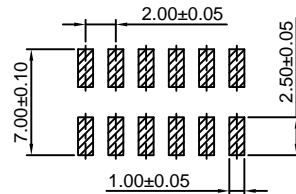
*Optional Dim. available but MOQ requested

*Color:Black



Ordering Information:
A2005WV-S-2xXP - *** - *** - ***
1 2 3 4

- Part No.
- Type(H):
(Blank):2.00mm
H15:1.50mm
- Material:
(Blank):Nylon 6T,UL94V-0
GWT:Nylon 6T,UL94V-0,GWT 750 °C
- Finish:
(blank):Gold-flash
G15:15µin (0.38µm) MIN.Select Gold(Mating Area)
100µin (2.54µm) MIN.Select Tin
G30:30µin (0.76µm) MIN.Select Gold(Mating Area)
100µin (2.54µm) MIN.Select Tin
T:Tin over Nickel



P.C.B LAYOUT

Ordering Information & Dimensions:

PART NO.	Dimensions		PART NO.	Dimensions	
	A	B		A	B
2x2P	2.00	4.00	2x22P	42.00	44.00
2x3P	4.00	6.00	2x23P	44.00	46.00
2x4P	6.00	8.00	2x24P	46.00	48.00
2x5P	8.00	10.00	2x25P	48.00	50.00
2x6P	10.00	12.00	2x26P	50.00	52.00
2x7P	12.00	14.00	2x27P	52.00	54.00
2x8P	14.00	16.00	2x28P	54.00	56.00
2x9P	16.00	18.00	2x29P	56.00	58.00
2x10P	18.00	20.00	2x30P	58.00	60.00
2x11P	20.00	22.00	2x31P	60.00	62.00
2x12P	22.00	24.00	2x32P	62.00	64.00
2x13P	24.00	26.00	2x33P	64.00	66.00
2x14P	26.00	28.00	2x34P	66.00	68.00
2x15P	28.00	30.00	2x35P	68.00	70.00
2x16P	30.00	32.00	2x36P	70.00	72.00
2x17P	32.00	34.00	2x37P	72.00	74.00
2x18P	34.00	36.00	2x38P	74.00	76.00
2x19P	36.00	38.00	2x39P	76.00	78.00
2x20P	38.00	40.00	2x40P	78.00	80.00
2x21P	40.00	42.00			

Unit: mm

A2005WR-S-2xXP

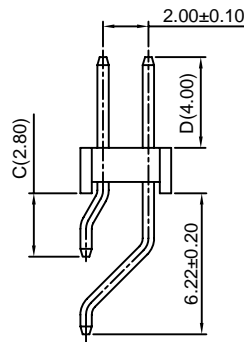
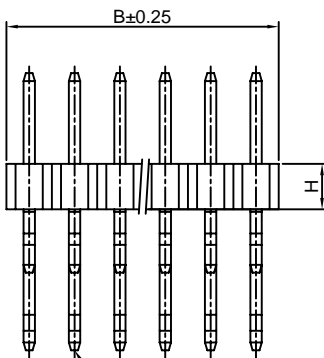
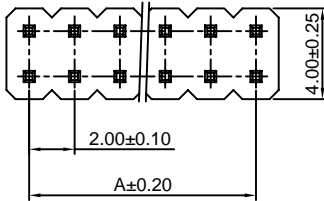
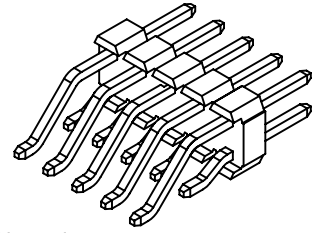
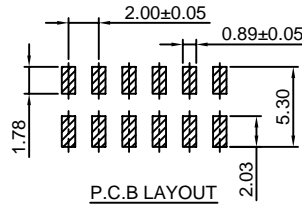
2.00mm pitch 90° Dual Row Pin Header-SMT TYPE

Reference Informations:

- *Material:Pin:Brass/Gold over Nickel
Insulator:Nylon 6T,UL94V-0
- *Mates with CJT A2005 series Dual Row Female Header
- *Optional Dim. available but MOQ requested
- *Color:Black

Ordering Information:
A2005WR-S-2xXP - *** - *** - ***
1 2 3 4

- 1.Part No.
- 2.Type(H):
(Blank):2.00mm
H15:1.50mm
- 3.Material:
(Blank):Nylon 6T,UL94V-0
GWT:Nylon 6T,UL94V-0,GWT 750 °C
- 4.Finish:
(blank):Gold-flash
G15:15µin (0.38µm) MIN.Select Gold(Mating Area)
100µin (2.54µm) MIN.Select Tin
G30:30µin (0.76µm) MIN.Select Gold(Mating Area)
100µin (2.54µm) MIN.Select Tin
T: Tin over Nickel



Ordering Information & Dimensions:

PART NO.	Dimensions		PART NO.	Dimensions	
	A	B		A	B
2x2P	2.00	4.00	2x22P	42.00	44.00
2x3P	4.00	6.00	2x23P	44.00	46.00
2x4P	6.00	8.00	2x24P	46.00	48.00
2x5P	8.00	10.00	2x25P	48.00	50.00
2x6P	10.00	12.00	2x26P	50.00	52.00
2x7P	12.00	14.00	2x27P	52.00	54.00
2x8P	14.00	16.00	2x28P	54.00	56.00
2x9P	16.00	18.00	2x29P	56.00	58.00
2x10P	18.00	20.00	2x30P	58.00	60.00
2x11P	20.00	22.00	2x31P	60.00	62.00
2x12P	22.00	24.00	2x32P	62.00	64.00
2x13P	24.00	26.00	2x33P	64.00	66.00
2x14P	26.00	28.00	2x34P	66.00	68.00
2x15P	28.00	30.00	2x35P	68.00	70.00
2x16P	30.00	32.00	2x36P	70.00	72.00
2x17P	32.00	34.00	2x37P	72.00	74.00
2x18P	34.00	36.00	2x38P	74.00	76.00
2x19P	36.00	38.00	2x39P	76.00	78.00
2x20P	38.00	40.00	2x40P	78.00	80.00
2x21P	40.00	42.00			

Unit: mm

A2005WV-S-F-2xXP

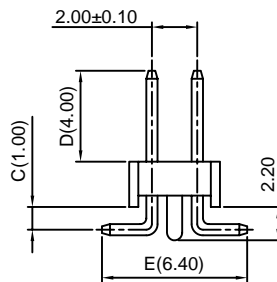
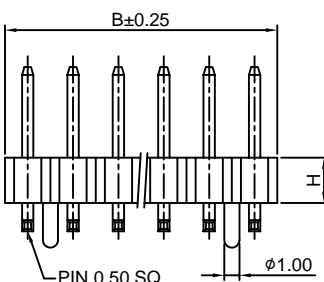
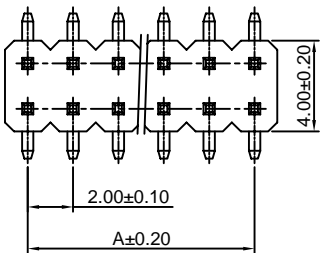
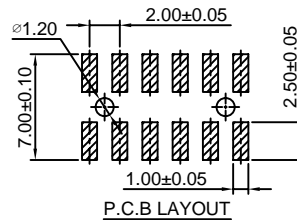
2.00mm pitch 180° Dual Row Pin Header-SMT TYPE

Reference Informations:

- *Material:Pin:Brass/Gold over Nickel
Insulator:Nylon 6T,UL94V-0
- *Mates with CJT A2005 series Dual Row Female Header
- *Optional Dim. available but MOQ requested
- *Color:Black

Ordering Information:
A2005WV-S-F-2xXP - *** - *** - ***
1 2 3 4

- 1.Part No.
- 2.Type(H):
(Blank):2.00mm
H15:1.50mm
- 3.Material:
(Blank):Nylon 6T,UL94V-0
GWT:Nylon 6T,UL94V-0,GWT 750 °C
- 4.Finish:
(blank):Gold-flash
G15:15µin (0.38µm) MIN.Select Gold(Mating Area)
100µin (2.54µm) MIN.Select Tin
G30:30µin (0.76µm) MIN.Select Gold(Mating Area)
100µin (2.54µm) MIN.Select Tin
T: Tin over Nickel



Ordering Information & Dimensions:

PART NO.	Dimensions		PART NO.	Dimensions	
	A	B		A	B
2x2P	2.00	4.00	2x22P	42.00	44.00
2x3P	4.00	6.00	2x23P	44.00	46.00
2x4P	6.00	8.00	2x24P	46.00	48.00
2x5P	8.00	10.00	2x25P	48.00	50.00
2x6P	10.00	12.00	2x26P	50.00	52.00
2x7P	12.00	14.00	2x27P	52.00	54.00
2x8P	14.00	16.00	2x28P	54.00	56.00
2x9P	16.00	18.00	2x29P	56.00	58.00
2x10P	18.00	20.00	2x30P	58.00	60.00
2x11P	20.00	22.00	2x31P	60.00	62.00
2x12P	22.00	24.00	2x32P	62.00	64.00
2x13P	24.00	26.00	2x33P	64.00	66.00
2x14P	26.00	28.00	2x34P	66.00	68.00
2x15P	28.00	30.00	2x35P	68.00	70.00
2x16P	30.00	32.00	2x36P	70.00	72.00
2x17P	32.00	34.00	2x37P	72.00	74.00
2x18P	34.00	36.00	2x38P	74.00	76.00
2x19P	36.00	38.00	2x39P	76.00	78.00
2x20P	38.00	40.00	2x40P	78.00	80.00
2x21P	40.00	42.00			

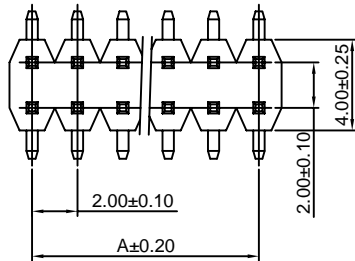
Unit: mm

A2005WV-S-F1-2xXP-H15

2.00mm pitch 180° Dual Row Pin Header-SMT TYPE

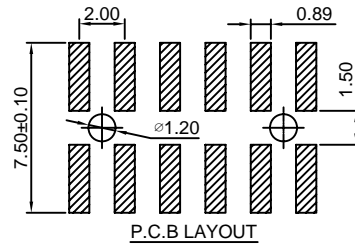
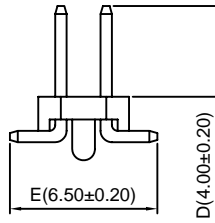
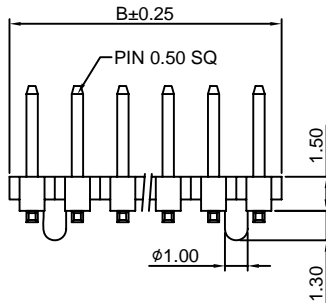
Reference Informations:

- *Material:Pin:Brass/Gold over Nickel
Insulator:Nylon 6T,UL94V-0
- *Mates with CJT A2005 series Dual Row Female Header
- *Optional Dim. available but MOQ requested
- *Color:Black



Ordering Information:
A2005WV-S-F1-2xXP-H15 - *** - ***
1 2 3

- Part No.
- Material:
(Blank):Nylon 6T,UL94V-0
GWT:Nylon 6T,UL94V-0,GWT 750 °C
- Finish:
(blank):Gold-flash
G15:15µin (0.38µm) MIN.Select Gold(Mating Area)
100µin (2.54µm) MIN.Select Tin
G30:30µin (0.76µm) MIN.Select Gold(Mating Area)
100µin (2.54µm) MIN.Select Tin
T:Tin over Nickel



Ordering Information & Dimensions:

PART NO.	Dimensions		PART NO.	Dimensions	
	A	B		A	B
2x2P	2.00	4.00	2x22P	42.00	44.00
2x3P	4.00	6.00	2x23P	44.00	46.00
2x4P	6.00	8.00	2x24P	46.00	48.00
2x5P	8.00	10.00	2x25P	48.00	50.00
2x6P	10.00	12.00	2x26P	50.00	52.00
2x7P	12.00	14.00	2x27P	52.00	54.00
2x8P	14.00	16.00	2x28P	54.00	56.00
2x9P	16.00	18.00	2x29P	56.00	58.00
2x10P	18.00	20.00	2x30P	58.00	60.00
2x11P	20.00	22.00	2x31P	60.00	62.00
2x12P	22.00	24.00	2x32P	62.00	64.00
2x13P	24.00	26.00	2x33P	64.00	66.00
2x14P	26.00	28.00	2x34P	66.00	68.00
2x15P	28.00	30.00	2x35P	68.00	70.00
2x16P	30.00	32.00	2x36P	70.00	72.00
2x17P	32.00	34.00	2x37P	72.00	74.00
2x18P	34.00	36.00	2x38P	74.00	76.00
2x19P	36.00	38.00	2x39P	76.00	78.00
2x20P	38.00	40.00	2x40P	78.00	80.00
2x21P	40.00	42.00			

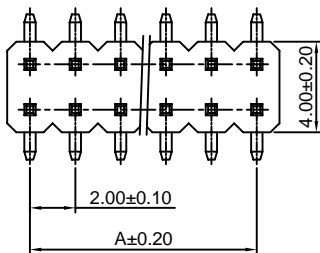
Unit: mm

A2005WVA-S-2xXP

2.00mm pitch 180° Dual Row Pin Header-SMT TYPE

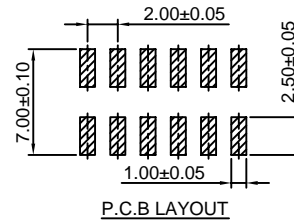
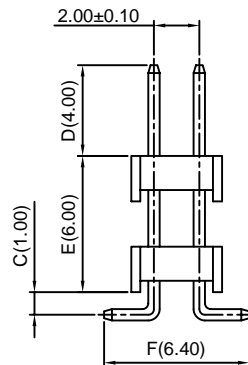
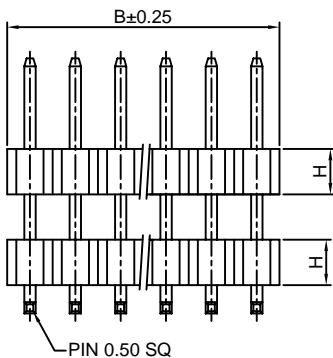
Reference Informations:

- *Material:Pin:Brass/Gold over Nickel
Insulator:Nylon 6T,UL94V-0
- *Mates with CJT A2005 series Dual Row Female Header
- *Optional Dim. available but MOQ requested
- *Color:Black



Ordering Information:
A2005WVA-S-2xXP - *** - *** - ***
1 2 3 4

- Part No.
- Type(H):
(Blank):2.00mm
H15:1.50mm
- Material:
(Blank):Nylon 6T,UL94V-0
GWT:Nylon 6T,UL94V-0,GWT 750 °C
- Finish:
(blank):Gold-flash
G15:15µin (0.38µm) MIN.Select Gold(Mating Area)
100µin (2.54µm) MIN.Select Tin
G30:30µin (0.76µm) MIN.Select Gold(Mating Area)
100µin (2.54µm) MIN.Select Tin
T:Tin over Nickel



Ordering Information & Dimensions:

PART NO.	Dimensions		PART NO.	Dimensions	
	A	B		A	B
2x2P	2.00	4.00	2x22P	42.00	44.00
2x3P	4.00	6.00	2x23P	44.00	46.00
2x4P	6.00	8.00	2x24P	46.00	48.00
2x5P	8.00	10.00	2x25P	48.00	50.00
2x6P	10.00	12.00	2x26P	50.00	52.00
2x7P	12.00	14.00	2x27P	52.00	54.00
2x8P	14.00	16.00	2x28P	54.00	56.00
2x9P	16.00	18.00	2x29P	56.00	58.00
2x10P	18.00	20.00	2x30P	58.00	60.00
2x11P	20.00	22.00	2x31P	60.00	62.00
2x12P	22.00	24.00	2x32P	62.00	64.00
2x13P	24.00	26.00	2x33P	64.00	66.00
2x14P	26.00	28.00	2x34P	66.00	68.00
2x15P	28.00	30.00	2x35P	68.00	70.00
2x16P	30.00	32.00	2x36P	70.00	72.00
2x17P	32.00	34.00	2x37P	72.00	74.00
2x18P	34.00	36.00	2x38P	74.00	76.00
2x19P	36.00	38.00	2x39P	76.00	78.00
2x20P	38.00	40.00	2x40P	78.00	80.00
2x21P	40.00	42.00			

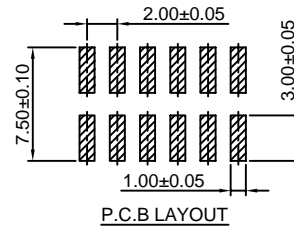
Unit: mm

A2005WVA-S-2xXP-H15-R

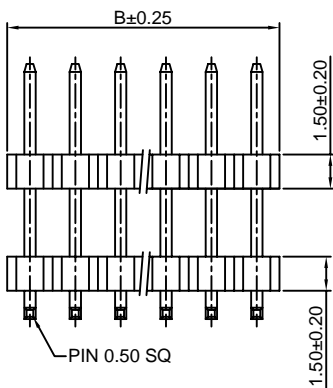
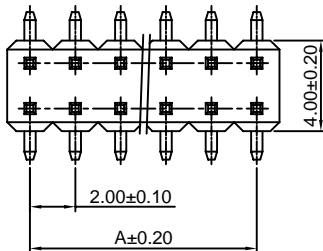
2.00mm pitch 180° Dual Row Pin Header - SMT TYPE

Reference Informations:

- *Material: Pin: Brass/Gold over Nickel
Insulator: Nylon 6T, UL94V-0
- *Mates with CJT A2005 series Dual Row Female Header
- *Optional Dim. available but MOQ requested
- *Color: Black



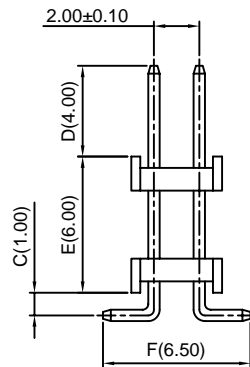
P.C.B LAYOUT



Ordering Information:

A2005WVA-S-2xXP-H15-R - *** - ***
1 2 3

- Part No.
- Material:
(Blank): Nylon 6T, UL94V-0
GWT: Nylon 6T, UL94V-0, GWT 750 °C
- Finish:
(blank): Gold-flash
G15: 15µm (0.38µm) MIN. Select Gold (Mating Area)
100µm (2.54µm) MIN. Select Tin
G30: 30µm (0.76µm) MIN. Select Gold (Mating Area)
100µm (2.54µm) MIN. Select Tin
T: Tin over Nickel



Ordering Information & Dimensions:

PART NO.	Dimensions		PART NO.	Dimensions	
	A	B		A	B
2x2P	2.00	4.00	2x22P	42.00	44.00
2x3P	4.00	6.00	2x23P	44.00	46.00
2x4P	6.00	8.00	2x24P	46.00	48.00
2x5P	8.00	10.00	2x25P	48.00	50.00
2x6P	10.00	12.00	2x26P	50.00	52.00
2x7P	12.00	14.00	2x27P	52.00	54.00
2x8P	14.00	16.00	2x28P	54.00	56.00
2x9P	16.00	18.00	2x29P	56.00	58.00
2x10P	18.00	20.00	2x30P	58.00	60.00
2x11P	20.00	22.00	2x31P	60.00	62.00
2x12P	22.00	24.00	2x32P	62.00	64.00
2x13P	24.00	26.00	2x33P	64.00	66.00
2x14P	26.00	28.00	2x34P	66.00	68.00
2x15P	28.00	30.00	2x35P	68.00	70.00
2x16P	30.00	32.00	2x36P	70.00	72.00
2x17P	32.00	34.00	2x37P	72.00	74.00
2x18P	34.00	36.00	2x38P	74.00	76.00
2x19P	36.00	38.00	2x39P	76.00	78.00
2x20P	38.00	40.00	2x40P	78.00	80.00
2x21P	40.00	42.00			

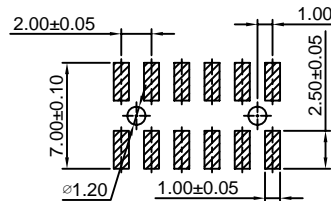
Unit: mm

A2005WVA-S-F-2xXP

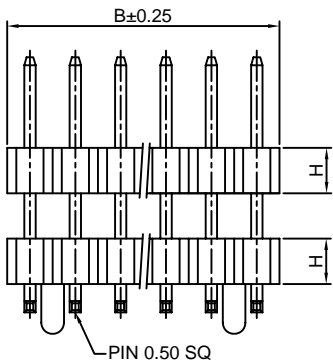
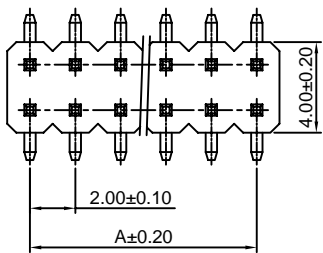
2.00mm pitch 180° Dual Row Pin Header-SMT TYPE

Reference Informations:

- *Material: Pin: Brass/Gold over Nickel
Insulator: Nylon 6T, UL94V-0
- *Mates with CJT A2005 series Dual Row Female Header
- *Optional Dim. available but MOQ requested
- *Color: Black



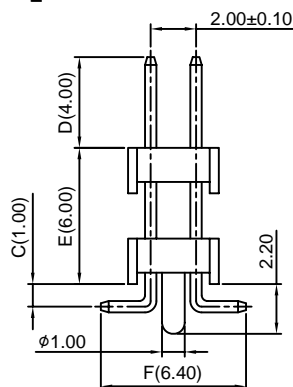
P.C.B LAYOUT



Ordering Information:

A2005WVA-S-F-2xXP - *** - *** - ***
1 2 3 4

- Part No.
- Type(H):
(Blank): 2.00mm
H15: 1.50mm
- Material:
(Blank): Nylon 6T, UL94V-0
GWT: Nylon 6T, UL94V-0, GWT 750 °C
- Finish:
(blank): Gold-flash
G15: 15µm (0.38µm) MIN. Select Gold (Mating Area)
100µm (2.54µm) MIN. Select Tin
G30: 30µm (0.76µm) MIN. Select Gold (Mating Area)
100µm (2.54µm) MIN. Select Tin
T: Tin over Nickel



Ordering Information & Dimensions:

PART NO.	Dimensions		PART NO.	Dimensions	
	A	B		A	B
2x2P	2.00	4.00	2x22P	42.00	44.00
2x3P	4.00	6.00	2x23P	44.00	46.00
2x4P	6.00	8.00	2x24P	46.00	48.00
2x5P	8.00	10.00	2x25P	48.00	50.00
2x6P	10.00	12.00	2x26P	50.00	52.00
2x7P	12.00	14.00	2x27P	52.00	54.00
2x8P	14.00	16.00	2x28P	54.00	56.00
2x9P	16.00	18.00	2x29P	56.00	58.00
2x10P	18.00	20.00	2x30P	58.00	60.00
2x11P	20.00	22.00	2x31P	60.00	62.00
2x12P	22.00	24.00	2x32P	62.00	64.00
2x13P	24.00	26.00	2x33P	64.00	66.00
2x14P	26.00	28.00	2x34P	66.00	68.00
2x15P	28.00	30.00	2x35P	68.00	70.00
2x16P	30.00	32.00	2x36P	70.00	72.00
2x17P	32.00	34.00	2x37P	72.00	74.00
2x18P	34.00	36.00	2x38P	74.00	76.00
2x19P	36.00	38.00	2x39P	76.00	78.00
2x20P	38.00	40.00	2x40P	78.00	80.00
2x21P	40.00	42.00			

Unit: mm

A2005WVA-S-F-2xXP-H15-R

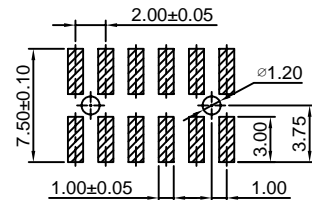
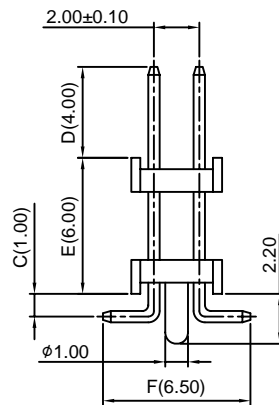
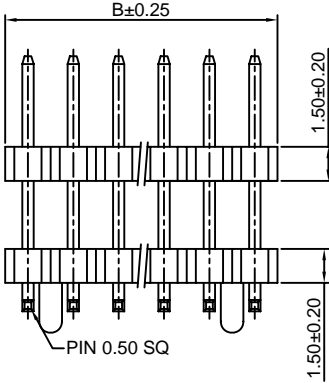
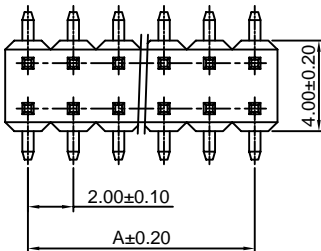
2.00mm pitch 180° Dual Row Pin Header - SMT TYPE

Reference Informations:

- *Material:Pin:Brass/Gold over Nickel
Insulator:Nylon 6T,UL94V-0
- *Mates with CJT A2005 series Dual Row Female Header
- *Optional Dim. available but MOQ requested
- *Color:Black

Ordering Information:
A2005WVA-S-F-2xXP-H15-R - *** - ***
1 2 3

- Part No.
- Material:
(Blank):Nylon 6T,UL94V-0
GWT:Nylon 6T,UL94V-0,GWT 750 °C
- Finish:
(blank):Gold-flash
G15:15µin (0.38µm) MIN.Select Gold(Mating Area)
100µin (2.54µm) MIN.Select Tin
G30:30µin (0.76µm) MIN.Select Gold(Mating Area)
100µin (2.54µm) MIN.Select Tin
T: Tin over Nickel



P.C.B LAYOUT

Ordering Information & Dimensions:

PART NO.	Dimensions		PART NO.	Dimensions	
	A	B		A	B
2x2P	2.00	4.00	2x22P	42.00	44.00
2x3P	4.00	6.00	2x23P	44.00	46.00
2x4P	6.00	8.00	2x24P	46.00	48.00
2x5P	8.00	10.00	2x25P	48.00	50.00
2x6P	10.00	12.00	2x26P	50.00	52.00
2x7P	12.00	14.00	2x27P	52.00	54.00
2x8P	14.00	16.00	2x28P	54.00	56.00
2x9P	16.00	18.00	2x29P	56.00	58.00
2x10P	18.00	20.00	2x30P	58.00	60.00
2x11P	20.00	22.00	2x31P	60.00	62.00
2x12P	22.00	24.00	2x32P	62.00	64.00
2x13P	24.00	26.00	2x33P	64.00	66.00
2x14P	26.00	28.00	2x34P	66.00	68.00
2x15P	28.00	30.00	2x35P	68.00	70.00
2x16P	30.00	32.00	2x36P	70.00	72.00
2x17P	32.00	34.00	2x37P	72.00	74.00
2x18P	34.00	36.00	2x38P	74.00	76.00
2x19P	36.00	38.00	2x39P	76.00	78.00
2x20P	38.00	40.00	2x40P	78.00	80.00
2x21P	40.00	42.00			

Unit: mm

A2005WV-3xXP

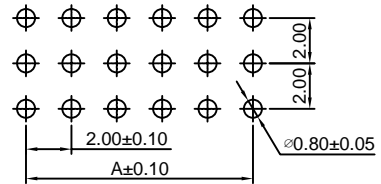
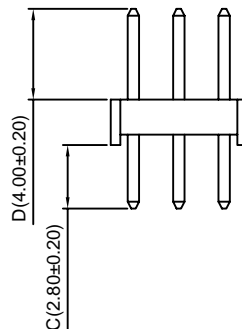
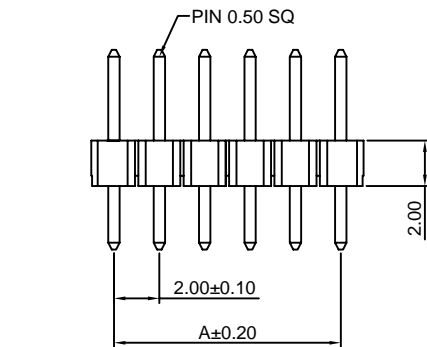
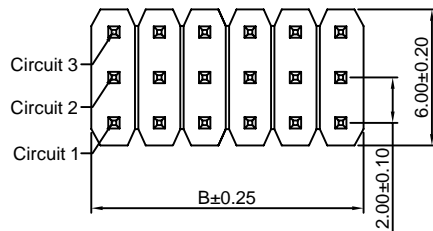
2.00mm Pitch 180° Triple Row Pin Header

Reference Informations:

- *Material:Pin:Brass/Gold over Nickel
Insulator:PBT,UL94V-0
- *Mates with CJT A2005 series Triple Row Female Header
- *Optional Dim. available but MOQ requested
- *Color:Black

Ordering Information:
A2005WV-3xXP - *** - ***
1 2 3

- Part No.
- Material:
(Blank):PBT,UL94V-0
6T:Nylon 6T,UL94V-0
GWT:Nylon 6T,UL94V-0,GWT 750 °C
- Finish:
(blank):Gold-flash
G15:15µin (0.38µm) MIN.Select Gold(Mating Area)
100µin (2.54µm) MIN.Select Tin
G30:30µin (0.76µm) MIN.Select Gold(Mating Area)
100µin (2.54µm) MIN.Select Tin
T: Tin over Nickel



P.C.B LAYOUT

Ordering Information & Dimensions:

PART NO.	Dimensions		PART NO.	Dimensions	
	A	B		A	B
3x2P	2.00	4.00	3x22P	42.00	44.00
3x3P	4.00	6.00	3x23P	44.00	46.00
3x4P	6.00	8.00	3x24P	46.00	48.00
3x5P	8.00	10.00	3x25P	48.00	50.00
3x6P	10.00	12.00	3x26P	50.00	52.00
3x7P	12.00	14.00	3x27P	52.00	54.00
3x8P	14.00	16.00	3x28P	54.00	56.00
3x9P	16.00	18.00	3x29P	56.00	58.00
3x10P	18.00	20.00	3x30P	58.00	60.00
3x11P	20.00	22.00	3x31P	60.00	62.00
3x12P	22.00	24.00	3x32P	62.00	64.00
3x13P	24.00	26.00	3x33P	64.00	66.00
3x14P	26.00	28.00	3x34P	66.00	68.00
3x15P	28.00	30.00	3x35P	68.00	70.00
3x16P	30.00	32.00	3x36P	70.00	72.00
3x17P	32.00	34.00	3x37P	72.00	74.00
3x18P	34.00	36.00	3x38P	74.00	76.00
3x19P	36.00	38.00	3x39P	76.00	78.00
3x20P	38.00	40.00	3x40P	78.00	80.00
3x21P	40.00	42.00			

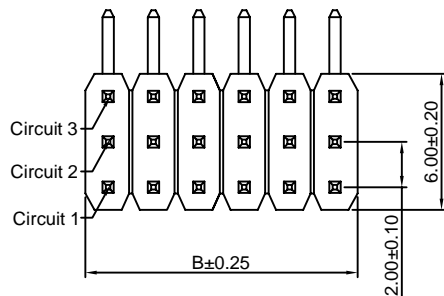
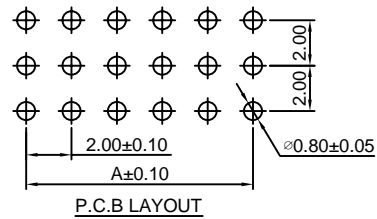
Unit: mm

A2005WR-3xXP

2.00mm Pitch 90° Triple Row Pin Header

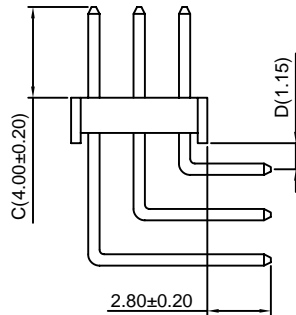
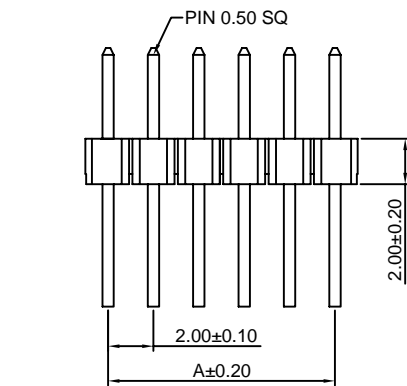
Reference Informations:

- *Material: Pin: Brass/Gold over Nickel
Insulator: PBT, UL94V-0
- *Mates with CJT A2005 series Triple Row Female Header
- *Optional Dim. available but MOQ requested
- *Color: Black



Ordering Information:
A2005WR-3xXP - *** - ***
1 2 3

1. Part No.
2. Material:
(Blank): PBT, UL94V-0
6T: Nylon 6T, UL94V-0
GWT: Nylon 6T, UL94V-0, GWT 750 °C
3. Finish:
(blank): Gold-flash
G15: 15µm (0.38µm) MIN. Select Gold (Mating Area)
100µm (2.54µm) MIN. Select Tin
G30: 30µm (0.76µm) MIN. Select Gold (Mating Area)
100µm (2.54µm) MIN. Select Tin
T: Tin over Nickel



Ordering Information & Dimensions:

PART NO.	Dimensions		PART NO.	Dimensions	
	A	B		A	B
3x2P	2.00	4.00	3x22P	42.00	44.00
3x3P	4.00	6.00	3x23P	44.00	46.00
3x4P	6.00	8.00	3x24P	46.00	48.00
3x5P	8.00	10.00	3x25P	48.00	50.00
3x6P	10.00	12.00	3x26P	50.00	52.00
3x7P	12.00	14.00	3x27P	52.00	54.00
3x8P	14.00	16.00	3x28P	54.00	56.00
3x9P	16.00	18.00	3x29P	56.00	58.00
3x10P	18.00	20.00	3x30P	58.00	60.00
3x11P	20.00	22.00	3x31P	60.00	62.00
3x12P	22.00	24.00	3x32P	62.00	64.00
3x13P	24.00	26.00	3x33P	64.00	66.00
3x14P	26.00	28.00	3x34P	66.00	68.00
3x15P	28.00	30.00	3x35P	68.00	70.00
3x16P	30.00	32.00	3x36P	70.00	72.00
3x17P	32.00	34.00	3x37P	72.00	74.00
3x18P	34.00	36.00	3x38P	74.00	76.00
3x19P	36.00	38.00	3x39P	76.00	78.00
3x20P	38.00	40.00	3x40P	78.00	80.00
3x21P	40.00	42.00			

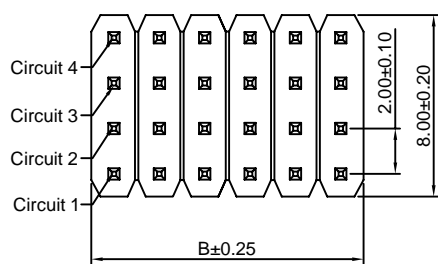
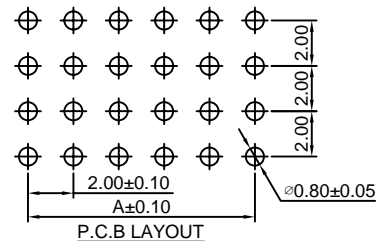
Unit: mm

A2005WV-4xXP

2.00mm Pitch 180° Four Row Pin Header

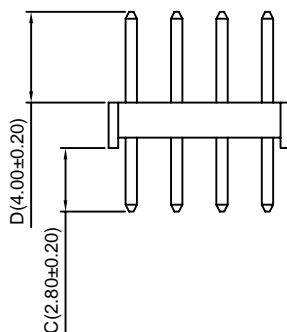
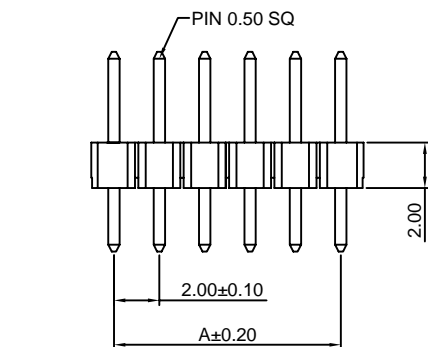
Reference Informations:

- *Material: Pin: Brass/Gold over Nickel
Insulator: PBT, UL94V-0
- *Mates with CJT A2005 series Four Row Female Header
- *Optional Dim. available but MOQ requested
- *Color: Black



Ordering Information:
A2005WV-4xXP - *** - ***
1 2 3

1. Part No.
2. Material:
(Blank): PBT, UL94V-0
6T: Nylon 6T, UL94V-0
GWT: Nylon 6T, UL94V-0, GWT 750 °C
3. Finish:
(blank): Gold-flash
G15: 15µm (0.38µm) MIN. Select Gold (Mating Area)
100µm (2.54µm) MIN. Select Tin
G30: 30µm (0.76µm) MIN. Select Gold (Mating Area)
100µm (2.54µm) MIN. Select Tin
T: Tin over Nickel



Ordering Information & Dimensions:

PART NO.	Dimensions		PART NO.	Dimensions	
	A	B		A	B
4x2P	2.00	4.00	4x22P	42.00	44.00
4x3P	4.00	6.00	4x23P	44.00	46.00
4x4P	6.00	8.00	4x24P	46.00	48.00
4x5P	8.00	10.00	4x25P	48.00	50.00
4x6P	10.00	12.00	4x26P	50.00	52.00
4x7P	12.00	14.00	4x27P	52.00	54.00
4x8P	14.00	16.00	4x28P	54.00	56.00
4x9P	16.00	18.00	4x29P	56.00	58.00
4x10P	18.00	20.00	4x30P	58.00	60.00
4x11P	20.00	22.00	4x31P	60.00	62.00
4x12P	22.00	24.00	4x32P	62.00	64.00
4x13P	24.00	26.00	4x33P	64.00	66.00
4x14P	26.00	28.00	4x34P	66.00	68.00
4x15P	28.00	30.00	4x35P	68.00	70.00
4x16P	30.00	32.00	4x36P	70.00	72.00
4x17P	32.00	34.00	4x37P	72.00	74.00
4x18P	34.00	36.00	4x38P	74.00	76.00
4x19P	36.00	38.00	4x39P	76.00	78.00
4x20P	38.00	40.00	4x40P	78.00	80.00
4x21P	40.00	42.00			

Unit: mm

A2005WR-4xXP

2.00mm Pitch 90° Four Row Pin Header

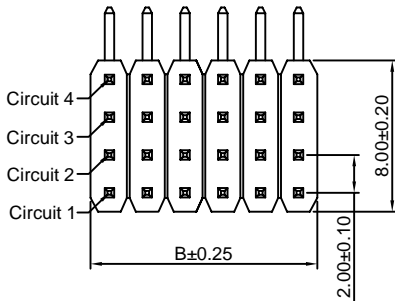
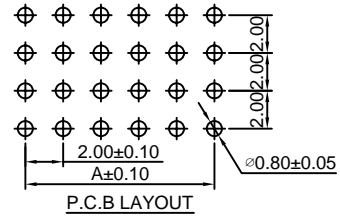
Reference Informations:

*Material: Pin: Brass/Gold over Nickel
Insulator: PBT, UL94V-0

*Mates with CJT A2005 series Four Row Female Header

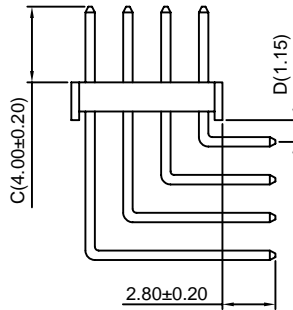
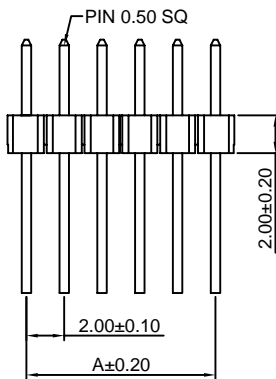
*Optional Dim. available but MOQ requested

*Color: Black



Ordering Information:
A2005WR-4xXP - *** - ***

1. Part No.
2. Material:
(Blank): PBT, UL94V-0
6T: Nylon 6T, UL94V-0
GWT: Nylon 6T, UL94V-0, GWT 750 °C
3. Finish:
(blank): Gold-flash
G15: 15µin (0.38µm) MIN. Select Gold (Mating Area)
100µin (2.54µm) MIN. Select Tin
G30: 30µin (0.76µm) MIN. Select Gold (Mating Area)
100µin (2.54µm) MIN. Select Tin
I: Tin over Nickel



Ordering Information & Dimensions:

PART NO.	Dimensions		PART NO.	Dimensions	
	A	B		A	B
4x2P	2.00	4.00	4x22P	42.00	44.00
4x3P	4.00	6.00	4x23P	44.00	46.00
4x4P	6.00	8.00	4x24P	46.00	48.00
4x5P	8.00	10.00	4x25P	48.00	50.00
4x6P	10.00	12.00	4x26P	50.00	52.00
4x7P	12.00	14.00	4x27P	52.00	54.00
4x8P	14.00	16.00	4x28P	54.00	56.00
4x9P	16.00	18.00	4x29P	56.00	58.00
4x10P	18.00	20.00	4x30P	58.00	60.00
4x11P	20.00	22.00	4x31P	60.00	62.00
4x12P	22.00	24.00	4x32P	62.00	64.00
4x13P	24.00	26.00	4x33P	64.00	66.00
4x14P	26.00	28.00	4x34P	66.00	68.00
4x15P	28.00	30.00	4x35P	68.00	70.00
4x16P	30.00	32.00	4x36P	70.00	72.00
4x17P	32.00	34.00	4x37P	72.00	74.00
4x18P	34.00	36.00	4x38P	74.00	76.00
4x19P	36.00	38.00	4x39P	76.00	78.00
4x20P	38.00	40.00	4x40P	78.00	80.00
4x21P	40.00	42.00			

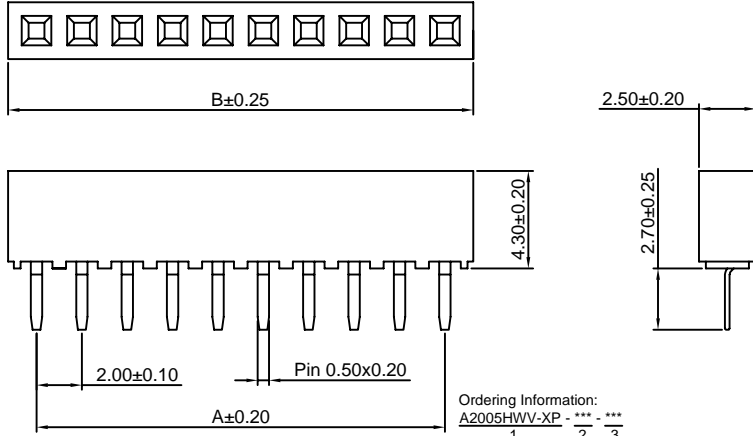
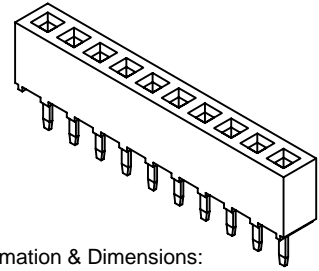
Unit: mm

A2005HWV-XP

2.00mm Pitch 180° Single Row Female Header

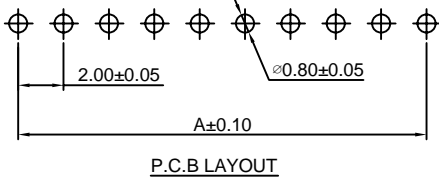
Reference Informations:

- *Material:Pin:Phosphor Bronze/Gold over Nickel
Insulator:PBT,UL94V-0
- *Mates with CJT A2005 series Single Row Pin Header
- *Color:Black



Ordering Information:
A2005HWV-XP - *** - ***
1 2 3

- Part No.
- Material:
(blank):PBT,UL94V-0
6T:Nylon 6T,UL94V-0
GWT:Nylon 6T,UL94V-0,GWT 750°C
- Finish:
(blank):Gold-flash
G15:15µm (0.38µm) MIN.Select Gold(Mating Area)
100µm (2.54µm) MIN.Select Tin
G30:30µm (0.76µm) MIN.Select Gold(Mating Area)
100µm (2.54µm) MIN.Select Tin
I:Tin over Nickel



P.C.B LAYOUT

Ordering Information & Dimensions:

PART NO.	Dimensions		PART NO.	Dimensions	
	A	B		A	B
2P	2.00	4.60	22P	42.00	44.60
3P	4.00	6.60	23P	44.00	46.60
4P	6.00	8.60	24P	46.00	48.60
5P	8.00	10.60	25P	48.00	50.60
6P	10.00	12.60	26P	50.00	52.60
7P	12.00	14.60	27P	52.00	54.60
8P	14.00	16.60	28P	54.00	56.60
9P	16.00	18.60	29P	56.00	58.60
10P	18.00	20.60	30P	58.00	60.60
11P	20.00	22.60	31P	60.00	62.60
12P	22.00	24.60	32P	62.00	64.60
13P	24.00	26.60	33P	64.00	66.60
14P	26.00	28.60	34P	66.00	68.60
15P	28.00	30.60	35P	68.00	70.60
16P	30.00	32.60	36P	70.00	72.60
17P	32.00	34.60	37P	72.00	74.60
18P	34.00	36.60	38P	74.00	76.60
19P	36.00	38.60	39P	76.00	78.60
20P	38.00	40.60	40P	78.00	80.60
21P	40.00	42.60			

Unit: mm

A2005HWR-XP

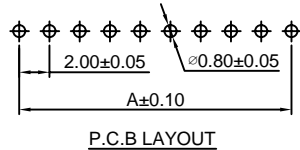
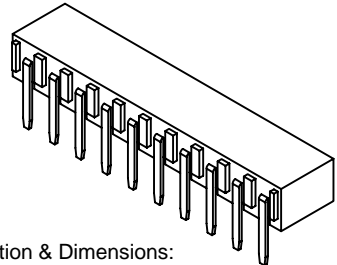
2.00mm Pitch 90° Single Row Female Header

Reference Informations:

- *Material:Pin:Phosphor Bronze/Gold over Nickel
Insulator:PBT,UL94V-0
- *Mates with CJT A2005 series Single Row Pin Header
- *Color:Black

Ordering Information:
A2005HWR-XP - * - *** - *** - ***
1 2 3 4 5

- Part No.
- Style:
(blank):TYPE 1
2:TYPE 2
- Size(H):
(blank):4.30mm
H40:4.00mm
H46:4.60mm
- Material:
(blank):PBT,UL94V-0
6T:Nylon 6T,UL94V-0
GWT:Nylon 6T,UL94V-0,GWT 750°C
- Finish:
(blank):Gold-flash
G15:15µm (0.38µm) MIN.Select Gold(Mating Area)
100µm (2.54µm) MIN.Select Tin
G30:30µm (0.76µm) MIN.Select Gold(Mating Area)
100µm (2.54µm) MIN.Select Tin
I:Tin over Nickel

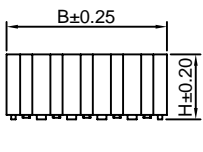
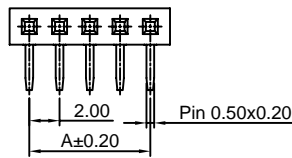
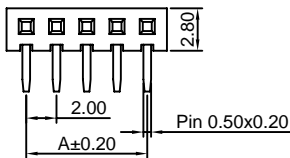


P.C.B LAYOUT

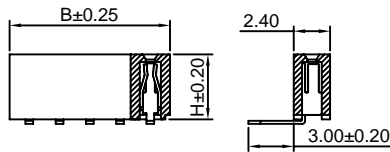
Ordering Information & Dimensions:

PART NO.	Dimensions		PART NO.	Dimensions	
	A	B		A	B
2P	2.00	4.60	22P	42.00	44.60
3P	4.00	6.60	23P	44.00	46.60
4P	6.00	8.60	24P	46.00	48.60
5P	8.00	10.60	25P	48.00	50.60
6P	10.00	12.60	26P	50.00	52.60
7P	12.00	14.60	27P	52.00	54.60
8P	14.00	16.60	28P	54.00	56.60
9P	16.00	18.60	29P	56.00	58.60
10P	18.00	20.60	30P	58.00	60.60
11P	20.00	22.60	31P	60.00	62.60
12P	22.00	24.60	32P	62.00	64.60
13P	24.00	26.60	33P	64.00	66.60
14P	26.00	28.60	34P	66.00	68.60
15P	28.00	30.60	35P	68.00	70.60
16P	30.00	32.60	36P	70.00	72.60
17P	32.00	34.60	37P	72.00	74.60
18P	34.00	36.60	38P	74.00	76.60
19P	36.00	38.60	39P	76.00	78.60
20P	38.00	40.60	40P	78.00	80.60
21P	40.00	42.60			

Unit: mm



TYPE 1



TYPE 2

A2005HWV-XP-A

2.00mm Pitch 180° Single Row Female Header - A TYPE

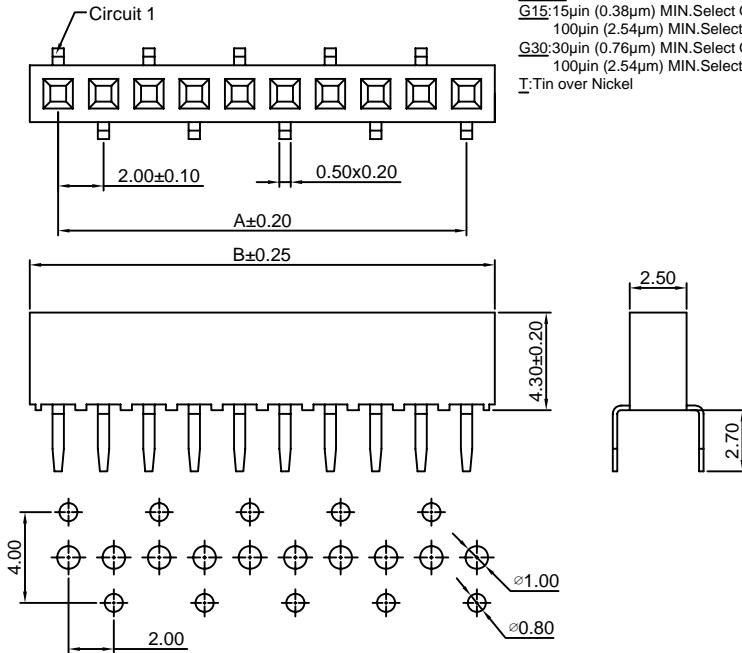
Reference Informations:

- *Material:Pin:Phosphor Bronze/Gold over Nickel
Insulator:PBT,UL94V-0
- *Mates with CJT A2005 series Single Row Pin Header
- *Color:Black

Ordering Information:
A2005HWV-XP-A - *** - ***
1 2 3

1.Part No.
2.Material:
(Blank):PBT,UL94V-0
6T:Nylon 6T,UL94V-0
GWT:Nylon 6T,UL94V-0,GWT 750 °C

3.Finish:
(blank):Gold-flash
G15:15µin (0.38µm) MIN.Select Gold(Mating Area)
100µin (2.54µm) MIN.Select Tin
G30:30µin (0.76µm) MIN.Select Gold(Mating Area)
100µin (2.54µm) MIN.Select Tin
T:Tin over Nickel



P.C.B LAYOUT

Ordering Information & Dimensions:

PART NO.	Dimensions		PART NO.	Dimensions	
	A	B		A	B
2P	2.00	4.60	22P	42.00	44.60
3P	4.00	6.60	23P	44.00	46.60
4P	6.00	8.60	24P	46.00	48.60
5P	8.00	10.60	25P	48.00	50.60
6P	10.00	12.60	26P	50.00	52.60
7P	12.00	14.60	27P	52.00	54.60
8P	14.00	16.60	28P	54.00	56.60
9P	16.00	18.60	29P	56.00	58.60
10P	18.00	20.60	30P	58.00	60.60
11P	20.00	22.60	31P	60.00	62.60
12P	22.00	24.60	32P	62.00	64.60
13P	24.00	26.60	33P	64.00	66.60
14P	26.00	28.60	34P	66.00	68.60
15P	28.00	30.60	35P	68.00	70.60
16P	30.00	32.60	36P	70.00	72.60
17P	32.00	34.60	37P	72.00	74.60
18P	34.00	36.60	38P	74.00	76.60
19P	36.00	38.60	39P	76.00	78.60
20P	38.00	40.60	40P	78.00	80.60
21P	40.00	42.60			

Unit: mm

A2005HWV-XP-B

2.00mm Pitch 180° Single Row Female Header - B TYPE

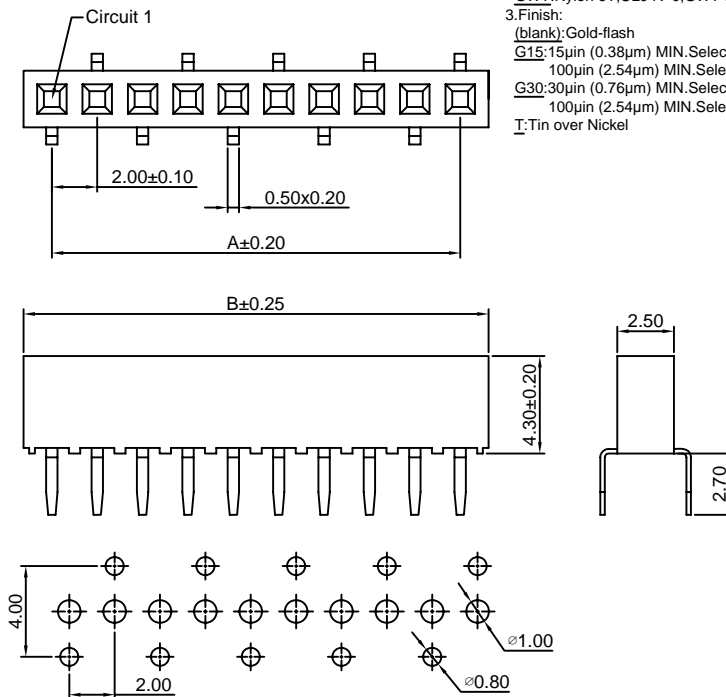
Reference Informations:

- *Material:Pin:Phosphor Bronze/Gold over Nickel
Insulator:PBT,UL94V-0
- *Mates with CJT A2005 series Single Row Pin Header
- *Color:Black

Ordering Information:
A2005HWV-XP-B - *** - ***
1 2 3

1.Part No.
2.Material:
(Blank):PBT,UL94V-0
6T:Nylon 6T,UL94V-0
GWT:Nylon 6T,UL94V-0,GWT 750 °C

3.Finish:
(blank):Gold-flash
G15:15µin (0.38µm) MIN.Select Gold(Mating Area)
100µin (2.54µm) MIN.Select Tin
G30:30µin (0.76µm) MIN.Select Gold(Mating Area)
100µin (2.54µm) MIN.Select Tin
T:Tin over Nickel



P.C.B LAYOUT

Ordering Information & Dimensions:

PART NO.	Dimensions		PART NO.	Dimensions	
	A	B		A	B
2P	2.00	4.60	22P	42.00	44.60
3P	4.00	6.60	23P	44.00	46.60
4P	6.00	8.60	24P	46.00	48.60
5P	8.00	10.60	25P	48.00	50.60
6P	10.00	12.60	26P	50.00	52.60
7P	12.00	14.60	27P	52.00	54.60
8P	14.00	16.60	28P	54.00	56.60
9P	16.00	18.60	29P	56.00	58.60
10P	18.00	20.60	30P	58.00	60.60
11P	20.00	22.60	31P	60.00	62.60
12P	22.00	24.60	32P	62.00	64.60
13P	24.00	26.60	33P	64.00	66.60
14P	26.00	28.60	34P	66.00	68.60
15P	28.00	30.60	35P	68.00	70.60
16P	30.00	32.60	36P	70.00	72.60
17P	32.00	34.60	37P	72.00	74.60
18P	34.00	36.60	38P	74.00	76.60
19P	36.00	38.60	39P	76.00	78.60
20P	38.00	40.60	40P	78.00	80.60
21P	40.00	42.60			

Unit: mm

A2005HWV-XP-C

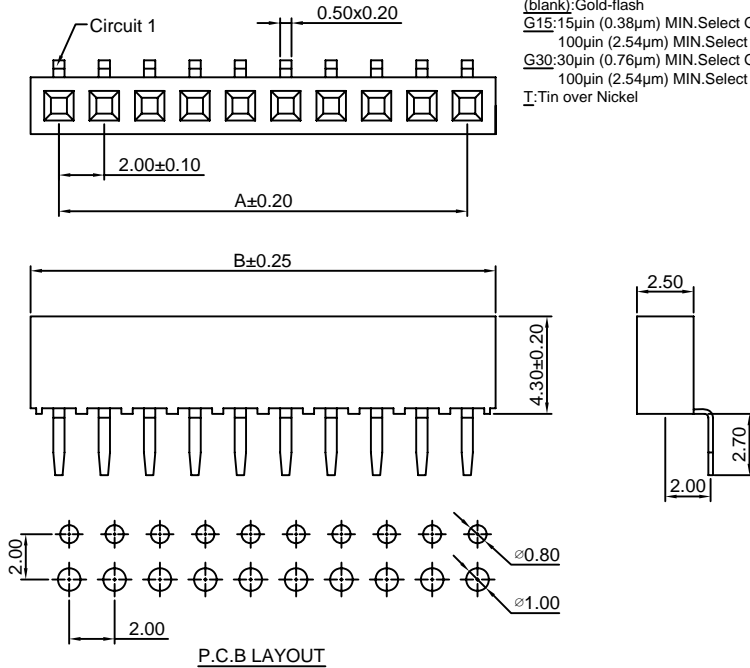
2.00mm Pitch 180° Single Row Female Header - C TYPE

Reference Informations:

- *Material:Pin:Phosphor Bronze/Gold over Nickel
Insulator:PBT,UL94V-0
- *Mates with CJT A2005 series Single Row Pin Header
- *Color:Black

Ordering Information:
A2005HWV-XP-C - *** - ***
 1 2 3

1.Part No.
 2.Material:
 (Blank):PBT,UL94V-0
 6T:Nylon 6T,UL94V-0
 GWT:Nylon 6T,UL94V-0,GWT 750 °C
 3.Finish:
 (blank):Gold-flash
 G15:15µm (0.38µm) MIN.Select Gold(Mating Area)
 100µin (2.54µm) MIN.Select Tin
 G30:30µm (0.76µm) MIN.Select Gold(Mating Area)
 100µin (2.54µm) MIN.Select Tin
 T: Tin over Nickel



Ordering Information & Dimensions:

PART NO.	Dimensions		PART NO.	Dimensions	
	A	B		A	B
2P	2.00	4.60	22P	42.00	44.60
3P	4.00	6.60	23P	44.00	46.60
4P	6.00	8.60	24P	46.00	48.60
5P	8.00	10.60	25P	48.00	50.60
6P	10.00	12.60	26P	50.00	52.60
7P	12.00	14.60	27P	52.00	54.60
8P	14.00	16.60	28P	54.00	56.60
9P	16.00	18.60	29P	56.00	58.60
10P	18.00	20.60	30P	58.00	60.60
11P	20.00	22.60	31P	60.00	62.60
12P	22.00	24.60	32P	62.00	64.60
13P	24.00	26.60	33P	64.00	66.60
14P	26.00	28.60	34P	66.00	68.60
15P	28.00	30.60	35P	68.00	70.60
16P	30.00	32.60	36P	70.00	72.60
17P	32.00	34.60	37P	72.00	74.60
18P	34.00	36.60	38P	74.00	76.60
19P	36.00	38.60	39P	76.00	78.60
20P	38.00	40.60	40P	78.00	80.60
21P	40.00	42.60			

Unit: mm

A2005HWV-S-XP-A

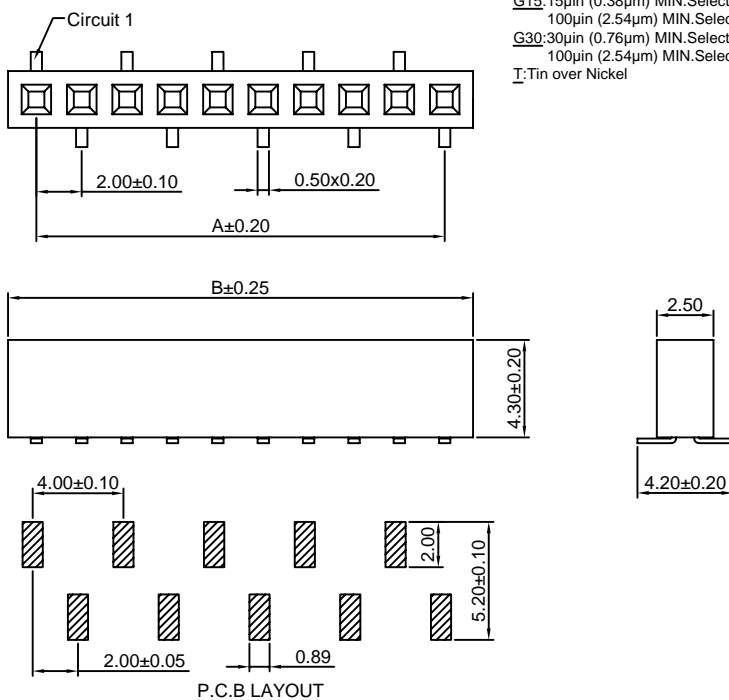
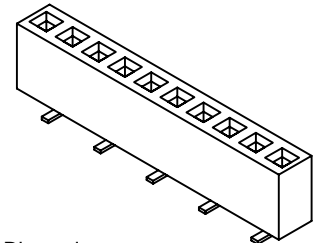
2.00mm Pitch 180° Single Row Female Header - SMT A TYPE

Reference Informations:

- *Material:Pin:Phosphor Bronze/Gold over Nickel
Insulator:Nylon 6T,UL94V-0
- *Mates with CJT A2005 series Single Row Pin Header
- *Color:Black

Ordering Information:
A2005HWV-S-XP-A - *** - ***
 1 2 3

1.Part No.
 2.Material:
 (Blank):Nylon 6T,UL94V-0
 GWT:Nylon 6T,UL94V-0,GWT 750 °C
 3.Finish:
 (blank):Gold-flash
 G15:15µm (0.38µm) MIN.Select Gold(Mating Area)
 100µin (2.54µm) MIN.Select Tin
 G30:30µm (0.76µm) MIN.Select Gold(Mating Area)
 100µin (2.54µm) MIN.Select Tin
 T: Tin over Nickel



Ordering Information & Dimensions:

PART NO.	Dimensions		PART NO.	Dimensions	
	A	B		A	B
2P	2.00	4.60	22P	42.00	44.60
3P	4.00	6.60	23P	44.00	46.60
4P	6.00	8.60	24P	46.00	48.60
5P	8.00	10.60	25P	48.00	50.60
6P	10.00	12.60	26P	50.00	52.60
7P	12.00	14.60	27P	52.00	54.60
8P	14.00	16.60	28P	54.00	56.60
9P	16.00	18.60	29P	56.00	58.60
10P	18.00	20.60	30P	58.00	60.60
11P	20.00	22.60	31P	60.00	62.60
12P	22.00	24.60	32P	62.00	64.60
13P	24.00	26.60	33P	64.00	66.60
14P	26.00	28.60	34P	66.00	68.60
15P	28.00	30.60	35P	68.00	70.60
16P	30.00	32.60	36P	70.00	72.60
17P	32.00	34.60	37P	72.00	74.60
18P	34.00	36.60	38P	74.00	76.60
19P	36.00	38.60	39P	76.00	78.60
20P	38.00	40.60	40P	78.00	80.60
21P	40.00	42.60			

Unit: mm

A2005HWV-S-XP-B

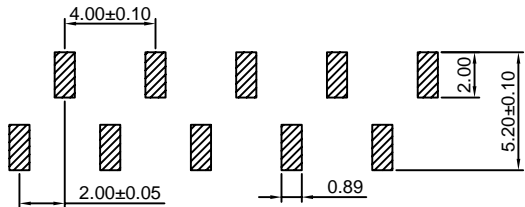
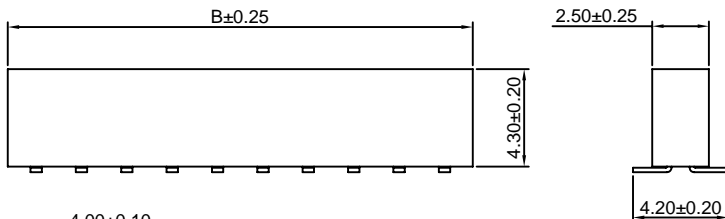
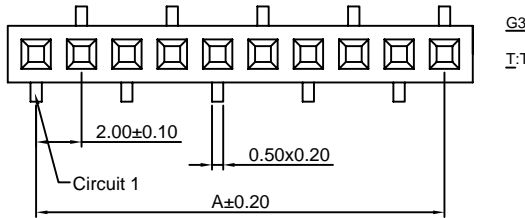
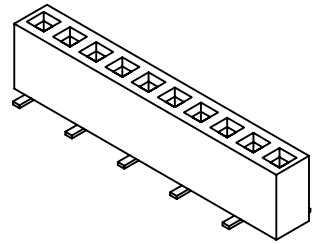
2.00mm Pitch 180° Single Row Female Header - SMT B TYPE

Reference Informations:

- *Material:Pin:Phosphor Bronze/Gold over Nickel
Insulator:Nylon 6T,UL94V-0
- *Mates with CJT A2005 series Single Row Pin Header
- *Color:Black

Ordering Information:
A2005HWV-S-XP-B - *** - ***
1 2 3

1.Part No.
2.Material:
(Blank):Nylon 6T,UL94V-0
GWT:Nylon 6T,UL94V-0,GWT 750 °C
3.Finish:
(blank):Gold-flash
G15:15µin (0.38µm) MIN.Select Gold(Mating Area)
100µin (2.54µm) MIN.Select Tin
G30:30µin (0.76µm) MIN.Select Gold(Mating Area)
100µin (2.54µm) MIN.Select Tin
T: Tin over Nickel



P.C.B LAYOUT

Ordering Information & Dimensions:

PART NO.	Dimensions		PART NO.	Dimensions	
	A	B		A	B
2P	2.00	4.60	22P	42.00	44.60
3P	4.00	6.60	23P	44.00	46.60
4P	6.00	8.60	24P	46.00	48.60
5P	8.00	10.60	25P	48.00	50.60
6P	10.00	12.60	26P	50.00	52.60
7P	12.00	14.60	27P	52.00	54.60
8P	14.00	16.60	28P	54.00	56.60
9P	16.00	18.60	29P	56.00	58.60
10P	18.00	20.60	30P	58.00	60.60
11P	20.00	22.60	31P	60.00	62.60
12P	22.00	24.60	32P	62.00	64.60
13P	24.00	26.60	33P	64.00	66.60
14P	26.00	28.60	34P	66.00	68.60
15P	28.00	30.60	35P	68.00	70.60
16P	30.00	32.60	36P	70.00	72.60
17P	32.00	34.60	37P	72.00	74.60
18P	34.00	36.60	38P	74.00	76.60
19P	36.00	38.60	39P	76.00	78.60
20P	38.00	40.60	40P	78.00	80.60
21P	40.00	42.60			

Unit: mm

A2005HWR-S-XP

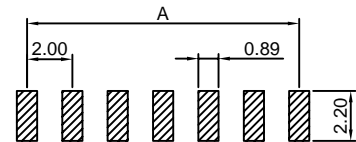
2.00mm Pitch 90° Single Row Female Header - SMT TYPE

Reference Informations:

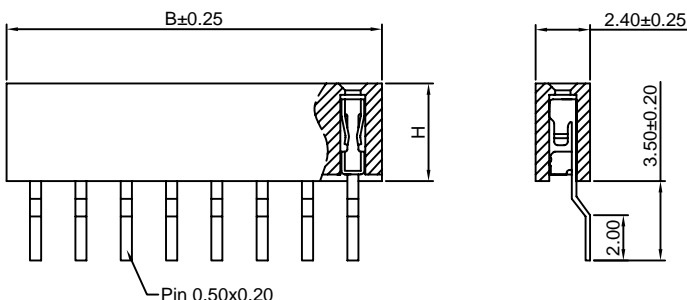
- *Material:Pin:Phosphor Bronze/Gold over Nickel
Insulator:Nylon 6T,UL94V-0
- *Mates with CJT A2005 series Single Row Pin Header
- *Color:Black

Ordering Information:
A2005HWR-S-XP - *** - *** - ***
1 2 3 4

1.Part No.
2.Size(H):
(blank):4.30mm
H40:4.00mm
3.Material:
(Blank):Nylon 6T,UL94V-0
GWT:Nylon 6T,UL94V-0,GWT 750 °C
4.Finish:
(blank):Gold-flash
G15:15µin (0.38µm) MIN.Select Gold(Mating Area)
100µin (2.54µm) MIN.Select Tin
G30:30µin (0.76µm) MIN.Select Gold(Mating Area)
100µin (2.54µm) MIN.Select Tin
T: Tin over Nickel



P.C.B LAYOUT



Ordering Information & Dimensions:

PART NO.	Dimensions		PART NO.	Dimensions	
	A	B		A	B
2P	2.00	4.50	22P	42.00	44.50
3P	4.00	6.50	23P	44.00	46.50
4P	6.00	8.50	24P	46.00	48.50
5P	8.00	10.50	25P	48.00	50.50
6P	10.00	12.50	26P	50.00	52.50
7P	12.00	14.50	27P	52.00	54.50
8P	14.00	16.50	28P	54.00	56.50
9P	16.00	18.50	29P	56.00	58.50
10P	18.00	20.50	30P	58.00	60.50
11P	20.00	22.50	31P	60.00	62.50
12P	22.00	24.50	32P	62.00	64.50
13P	24.00	26.50	33P	64.00	66.50
14P	26.00	28.50	34P	66.00	68.50
15P	28.00	30.50	35P	68.00	70.50
16P	30.00	32.50	36P	70.00	72.50
17P	32.00	34.50	37P	72.00	74.50
18P	34.00	36.50	38P	74.00	76.50
19P	36.00	38.50	39P	76.00	78.50
20P	38.00	40.50	40P	78.00	80.50
21P	40.00	42.50			

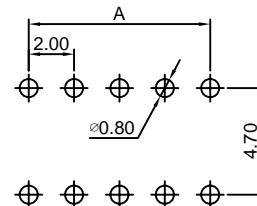
Unit: mm

A2005HWRA-XP

2.00mm Pitch 90° Single Row Female Header

Reference Informations:

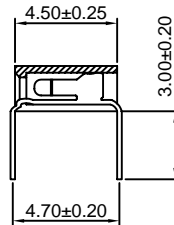
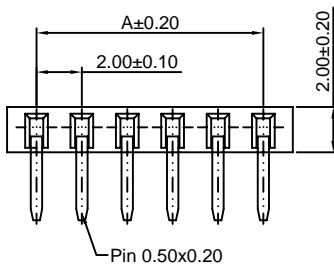
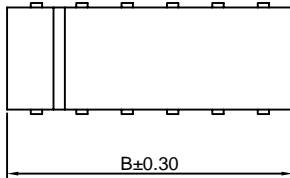
- *Material:Pin:Phosphor Bronze/Gold over Nickel
Insulator:PBT,UL94V-0
- *Mates with CJT A2005 series Single Row Pin Header
- *Color:Black



P.C.B LAYOUT

Ordering Information:
A2005HWRA-XP - *** - ***
1 2 3

- Part No.
- Material:
(Blank):PBT,UL94V-0
6T:Nylon 6T,UL94V-0
GWT:Nylon 6T,UL94V-0,GWT 750 °C
- Finish:
(blank):Gold-flash
G15:15µin (0.38µm) MIN.Select Gold(Mating Area)
100µin (2.54µm) MIN.Select Tin
G30:30µin (0.76µm) MIN.Select Gold(Mating Area)
100µin (2.54µm) MIN.Select Tin
I: Tin over Nickel



Ordering Information & Dimensions:

PART NO.	Dimensions		PART NO.	Dimensions	
	A	B		A	B
2P	2.00	4.60	22P	42.00	44.60
3P	4.00	6.60	23P	44.00	46.60
4P	6.00	8.60	24P	46.00	48.60
5P	8.00	10.60	25P	48.00	50.60
6P	10.00	12.60	26P	50.00	52.60
7P	12.00	14.60	27P	52.00	54.60
8P	14.00	16.60	28P	54.00	56.60
9P	16.00	18.60	29P	56.00	58.60
10P	18.00	20.60	30P	58.00	60.60
11P	20.00	22.60	31P	60.00	62.60
12P	22.00	24.60	32P	62.00	64.60
13P	24.00	26.60	33P	64.00	66.60
14P	26.00	28.60	34P	66.00	68.60
15P	28.00	30.60	35P	68.00	70.60
16P	30.00	32.60	36P	70.00	72.60
17P	32.00	34.60	37P	72.00	74.60
18P	34.00	36.60	38P	74.00	76.60
19P	36.00	38.60	39P	76.00	78.60
20P	38.00	40.60	40P	78.00	80.60
21P	40.00	42.60			

Unit: mm

A2005HWRA-S-XP

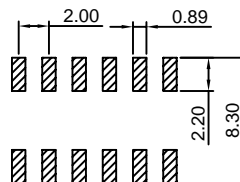
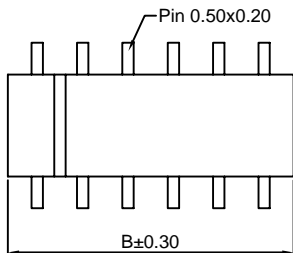
2.00mm Pitch 90° Single Row Female Header - SMT TYPE

Reference Informations:

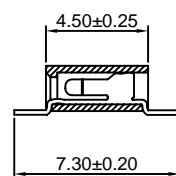
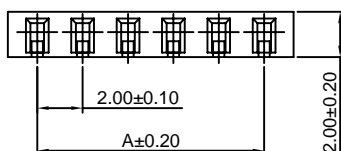
- *Material:Pin:Phosphor Bronze/Gold over Nickel
Insulator:Nylon 6T,UL94V-0
- *Mates with CJT A2005 series Single Row Pin Header
- *Color:Black

Ordering Information:
A2005HWRA-S-XP - *** - ***
1 2 3

- Part No.
- Material:
(Blank):Nylon 6T,UL94V-0
GWT:Nylon 6T,UL94V-0,GWT 750 °C
- Finish:
(blank):Gold-flash
G15:15µin (0.38µm) MIN.Select Gold(Mating Area)
100µin (2.54µm) MIN.Select Tin
G30:30µin (0.76µm) MIN.Select Gold(Mating Area)
100µin (2.54µm) MIN.Select Tin
I: Tin over Nickel



P.C.B LAYOUT



Ordering Information & Dimensions:

PART NO.	Dimensions		PART NO.	Dimensions	
	A	B		A	B
2P	2.00	4.60	22P	42.00	44.60
3P	4.00	6.60	23P	44.00	46.60
4P	6.00	8.60	24P	46.00	48.60
5P	8.00	10.60	25P	48.00	50.60
6P	10.00	12.60	26P	50.00	52.60
7P	12.00	14.60	27P	52.00	54.60
8P	14.00	16.60	28P	54.00	56.60
9P	16.00	18.60	29P	56.00	58.60
10P	18.00	20.60	30P	58.00	60.60
11P	20.00	22.60	31P	60.00	62.60
12P	22.00	24.60	32P	62.00	64.60
13P	24.00	26.60	33P	64.00	66.60
14P	26.00	28.60	34P	66.00	68.60
15P	28.00	30.60	35P	68.00	70.60
16P	30.00	32.60	36P	70.00	72.60
17P	32.00	34.60	37P	72.00	74.60
18P	34.00	36.60	38P	74.00	76.60
19P	36.00	38.60	39P	76.00	78.60
20P	38.00	40.60	40P	78.00	80.60
21P	40.00	42.60			

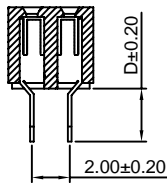
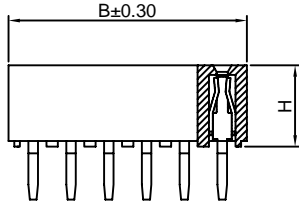
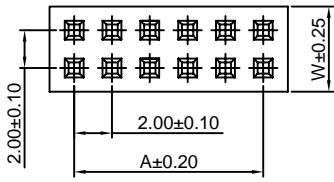
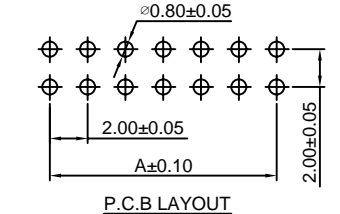
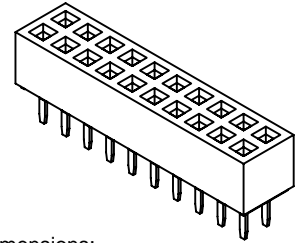
Unit: mm

A2005HWV-2xXP

2.00mm Pitch 180° Dual Row Female Header

Reference Informations:

- *Material:Pin:Phosphor Bronze/Gold over Nickel
Insulator:PBT,UL94V-0
- *Mates with CJT A2005 series Dual Row Pin Header
- *Color:Black



Ordering Information:
A2005HWV-2xXP - *** - *** - *** - *** - ***

- 1.Part No.
- 2.Size(H):
(blank):4.30mm
H40:4.00mm
H46:4.60mm
- 3.Size(W):
(blank):4.50mm
W40:4.00mm
- 4.Size(L):
(blank):2.80mm(H43,H40,H46)
D24:2.40mm(H43,H46)
- 5.Material:
(Blank):PBT,UL94V-0
6T:Nylon 6T,UL94V-0
GWT:Nylon 6T,UL94V-0,GWT 750 °C
- 6.Finish:
(blank):Gold-flash
G15:15µin (0.38µm) MIN.Select Gold(Mating Area)
100µin (2.54µm) MIN.Select Tin
G30:30µin (0.76µm) MIN.Select Gold(Mating Area)
100µin (2.54µm) MIN.Select Tin
T: Tin over Nickel

Ordering Information & Dimensions:

PART NO.	Dimensions		PART NO.	Dimensions	
	A	B		A	B
2x2P	2.00	4.60	2x22P	42.00	44.60
2x3P	4.00	6.60	2x23P	44.00	46.60
2x4P	6.00	8.60	2x24P	46.00	48.60
2x5P	8.00	10.60	2x25P	48.00	50.60
2x6P	10.00	12.60	2x26P	50.00	52.60
2x7P	12.00	14.60	2x27P	52.00	54.60
2x8P	14.00	16.60	2x28P	54.00	56.60
2x9P	16.00	18.60	2x29P	56.00	58.60
2x10P	18.00	20.60	2x30P	58.00	60.60
2x11P	20.00	22.60	2x31P	60.00	62.60
2x12P	22.00	24.60	2x32P	62.00	64.60
2x13P	24.00	26.60	2x33P	64.00	66.60
2x14P	26.00	28.60	2x34P	66.00	68.60
2x15P	28.00	30.60	2x35P	68.00	70.60
2x16P	30.00	32.60	2x36P	70.00	72.60
2x17P	32.00	34.60	2x37P	72.00	74.60
2x18P	34.00	36.60	2x38P	74.00	76.60
2x19P	36.00	38.60	2x39P	76.00	78.60
2x20P	38.00	40.60	2x40P	78.00	80.60
2x21P	40.00	42.60			

Unit: mm

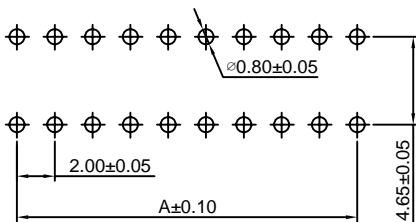
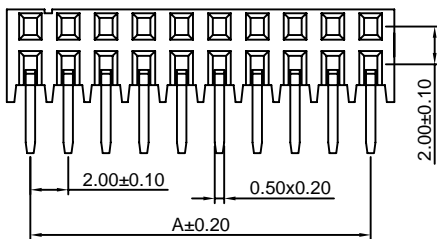
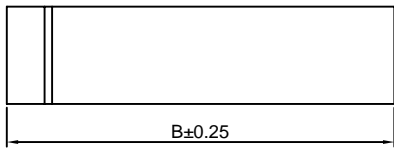
A2005HWR-2xXP

2.00mm Pitch 90° Dual Row Female Header

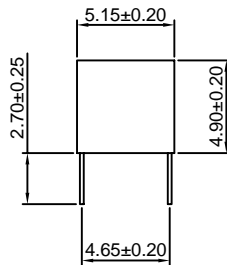
Reference Informations:

- *Material:Pin:Phosphor Bronze/Gold over Nickel
Insulator:PBT,UL94V-0
- *Mates with CJT A2005 series Dual Row Pin Header
- *Color:Black

- Ordering Information:
A2005HWR-2xXP - *** - ***
- 1.Part No.
 - 2.Material:
(Blank):PBT,UL94V-0
6T:Nylon 6T,UL94V-0
GWT:Nylon 6T,UL94V-0,GWT 750 °C
 - 3.Finish:
(blank):Gold-flash
G15:15µin (0.38µm) MIN.Select Gold(Mating Area)
100µin (2.54µm) MIN.Select Tin
G30:30µin (0.76µm) MIN.Select Gold(Mating Area)
100µin (2.54µm) MIN.Select Tin
T: Tin over Nickel



P.C.B LAYOUT



Ordering Information & Dimensions:

PART NO.	Dimensions		PART NO.	Dimensions	
	A	B		A	B
2x2P	2.00	4.60	2x22P	42.00	44.60
2x3P	4.00	6.60	2x23P	44.00	46.60
2x4P	6.00	8.60	2x24P	46.00	48.60
2x5P	8.00	10.60	2x25P	48.00	50.60
2x6P	10.00	12.60	2x26P	50.00	52.60
2x7P	12.00	14.60	2x27P	52.00	54.60
2x8P	14.00	16.60	2x28P	54.00	56.60
2x9P	16.00	18.60	2x29P	56.00	58.60
2x10P	18.00	20.60	2x30P	58.00	60.60
2x11P	20.00	22.60	2x31P	60.00	62.60
2x12P	22.00	24.60	2x32P	62.00	64.60
2x13P	24.00	26.60	2x33P	64.00	66.60
2x14P	26.00	28.60	2x34P	66.00	68.60
2x15P	28.00	30.60	2x35P	68.00	70.60
2x16P	30.00	32.60	2x36P	70.00	72.60
2x17P	32.00	34.60	2x37P	72.00	74.60
2x18P	34.00	36.60	2x38P	74.00	76.60
2x19P	36.00	38.60	2x39P	76.00	78.60
2x20P	38.00	40.60	2x40P	78.00	80.60
2x21P	40.00	42.60			

Unit: mm

A2005HWVA-2xXP

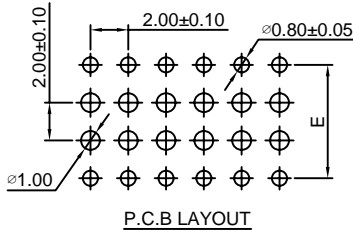
2.00mm Pitch 180° Dual Row Female Header

Reference Informations:

*Material:Pin:Phosphor Bronze/Gold over Nickel
Insulator:PBT,UL94V-0

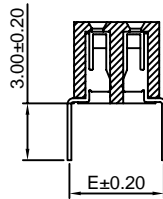
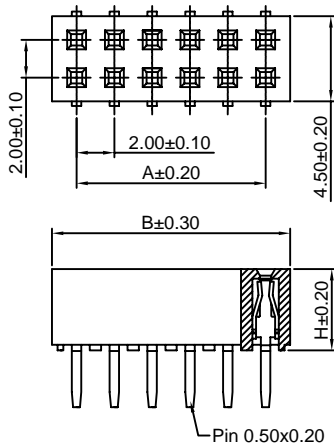
*Mates with CJT A2005 series Dual Row Pin Header

*Color:Black



Ordering Information:
A2005HWVA-2xXP - ^{***}/₁ - ^{***}/₂ - ^{***}/₃ - ^{***}/₄ - ^{***}/₅

- Part No.
- Size(H):
(blank):4.30mm
H40:4.00mm
- Size(E):
E50:5.00mm(H43,H40)
E60:6.00mm(H43)
- Material:
(Blank):PBT,UL94V-0
6T:Nylon 6T,UL94V-0
GWT:Nylon 6T,UL94V-0,GWT 750 °C
- Finish:
(blank):Gold-flash
G15:15µin (0.38µm) MIN.Select Gold(Mating Area)
100µin (2.54µm) MIN.Select Tin
G30:30µin (0.76µm) MIN.Select Gold(Mating Area)
100µin (2.54µm) MIN.Select Tin
T: Tin over Nickel



Ordering Information & Dimensions:

PART NO.	Dimensions		PART NO.	Dimensions	
	A	B		A	B
2x2P	2.00	4.50	2x22P	42.00	44.50
2x3P	4.00	6.50	2x23P	44.00	46.50
2x4P	6.00	8.50	2x24P	46.00	48.50
2x5P	8.00	10.50	2x25P	48.00	50.50
2x6P	10.00	12.50	2x26P	50.00	52.50
2x7P	12.00	14.50	2x27P	52.00	54.50
2x8P	14.00	16.50	2x28P	54.00	56.50
2x9P	16.00	18.50	2x29P	56.00	58.50
2x10P	18.00	20.50	2x30P	58.00	60.50
2x11P	20.00	22.50	2x31P	60.00	62.50
2x12P	22.00	24.50	2x32P	62.00	64.50
2x13P	24.00	26.50	2x33P	64.00	66.50
2x14P	26.00	28.50	2x34P	66.00	68.50
2x15P	28.00	30.50	2x35P	68.00	70.50
2x16P	30.00	32.50	2x36P	70.00	72.50
2x17P	32.00	34.50	2x37P	72.00	74.50
2x18P	34.00	36.50	2x38P	74.00	76.50
2x19P	36.00	38.50	2x39P	76.00	78.50
2x20P	38.00	40.50	2x40P	78.00	80.50
2x21P	40.00	42.50			

Unit: mm

A2005HWRA-2xXP

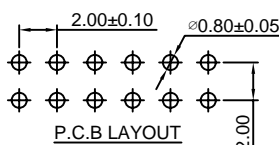
2.00mm Pitch 90° Dual Row Female Header

Reference Informations:

*Material:Pin:Phosphor Bronze/Gold over Nickel
Insulator:PBT,UL94V-0

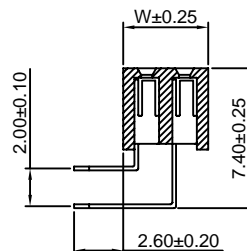
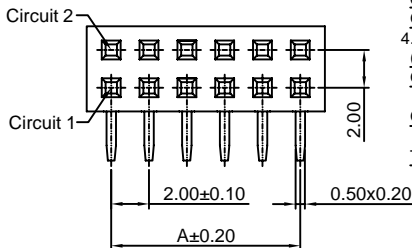
*Mates with CJT A2005 series Dual Row Pin Header

*Color:Black



Ordering Information:
A2005HWRA-2xXP - ^{***}/₁ - ^{***}/₂ - ^{***}/₃ - ^{***}/₄

- Part No.
- Size(W):
(blank):4.50mm
W40:4.00mm
- Material:
(Blank):PBT,UL94V-0
6T:Nylon 6T,UL94V-0
GWT:Nylon 6T,UL94V-0,GWT 750 °C
- Finish:
(blank):Gold-flash
G15:15µin (0.38µm) MIN.Select Gold(Mating Area)
100µin (2.54µm) MIN.Select Tin
G30:30µin (0.76µm) MIN.Select Gold(Mating Area)
100µin (2.54µm) MIN.Select Tin
T: Tin over Nickel



Ordering Information & Dimensions:

PART NO.	Dimensions		PART NO.	Dimensions	
	A	B		A	B
2x2P	2.00	4.50	2x22P	42.00	44.50
2x3P	4.00	6.50	2x23P	44.00	46.50
2x4P	6.00	8.50	2x24P	46.00	48.50
2x5P	8.00	10.50	2x25P	48.00	50.50
2x6P	10.00	12.50	2x26P	50.00	52.50
2x7P	12.00	14.50	2x27P	52.00	54.50
2x8P	14.00	16.50	2x28P	54.00	56.50
2x9P	16.00	18.50	2x29P	56.00	58.50
2x10P	18.00	20.50	2x30P	58.00	60.50
2x11P	20.00	22.50	2x31P	60.00	62.50
2x12P	22.00	24.50	2x32P	62.00	64.50
2x13P	24.00	26.50	2x33P	64.00	66.50
2x14P	26.00	28.50	2x34P	66.00	68.50
2x15P	28.00	30.50	2x35P	68.00	70.50
2x16P	30.00	32.50	2x36P	70.00	72.50
2x17P	32.00	34.50	2x37P	72.00	74.50
2x18P	34.00	36.50	2x38P	74.00	76.50
2x19P	36.00	38.50	2x39P	76.00	78.50
2x20P	38.00	40.50	2x40P	78.00	80.50
2x21P	40.00	42.50			

Unit: mm

A2005HWV-S-2xXP

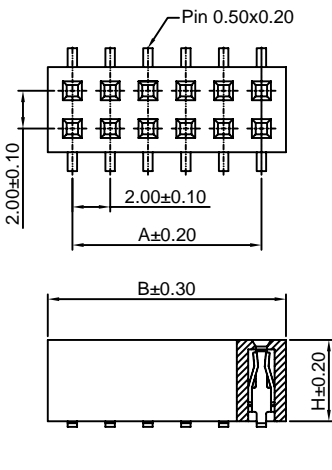
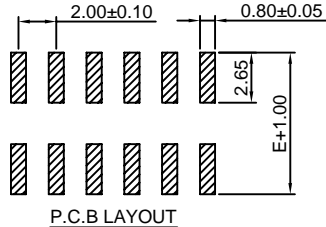
2.00mm Pitch 180° Dual Row Female Header - SMT TYPE

Reference Informations:

*Material:Pin:Phosphor Bronze/Gold over Nickel
Insulator:Nylon 6T,UL94V-0

*Mates with CJT A2005 series Dual Row Pin Header

*Color:Black



Ordering Information:
A2005HWV-S-2xXP - *** - *** - *** - *** - ***
1 2 3 4 5 6

- Part No.
- Size(H):
(blank):4.30mm
H40:4.00mm
H46:4.60mm
- Size(W):
(blank):4.50mm(H43,H40)
W40:4.00mm(H43,H40,H46)
- Size(E):
(blank):6.50mm(H43,H46)
E62:6.20mm(H43,H40)
- Material:
(Blank):Nylon 6T,UL94V-0
GWT:Nylon 6T,UL94V-0,GWT 750°C
- Finish:
(blank):Gold-flash
G15:15µin (0.38µm) MIN.Select Gold(Mating Area)
100µin (2.54µm) MIN.Select Tin
G30:30µin (0.76µm) MIN.Select Gold(Mating Area)
100µin (2.54µm) MIN.Select Tin
T: Tin over Nickel

Ordering Information & Dimensions:

PART NO.	Dimensions		PART NO.	Dimensions	
	A	B		A	B
2x2P	2.00	4.60	2x22P	42.00	44.60
2x3P	4.00	6.60	2x23P	44.00	46.60
2x4P	6.00	8.60	2x24P	46.00	48.60
2x5P	8.00	10.60	2x25P	48.00	50.60
2x6P	10.00	12.60	2x26P	50.00	52.60
2x7P	12.00	14.60	2x27P	52.00	54.60
2x8P	14.00	16.60	2x28P	54.00	56.60
2x9P	16.00	18.60	2x29P	56.00	58.60
2x10P	18.00	20.60	2x30P	58.00	60.60
2x11P	20.00	22.60	2x31P	60.00	62.60
2x12P	22.00	24.60	2x32P	62.00	64.60
2x13P	24.00	26.60	2x33P	64.00	66.60
2x14P	26.00	28.60	2x34P	66.00	68.60
2x15P	28.00	30.60	2x35P	68.00	70.60
2x16P	30.00	32.60	2x36P	70.00	72.60
2x17P	32.00	34.60	2x37P	72.00	74.60
2x18P	34.00	36.60	2x38P	74.00	76.60
2x19P	36.00	38.60	2x39P	76.00	78.60
2x20P	38.00	40.60	2x40P	78.00	80.60
2x21P	40.00	42.60			

Unit: mm

A2005HWV-S-F-2xXP

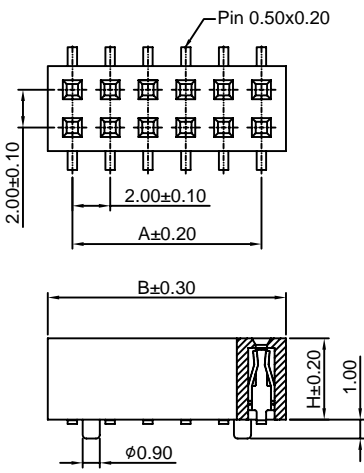
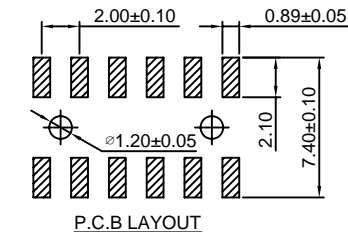
2.00mm Pitch 180° Dual Row Female Header - SMT TYPE

Reference Informations:

*Material:Pin:Phosphor Bronze/Gold over Nickel
Insulator:Nylon 6T,UL94V-0

*Mates with CJT A2005 series Dual Row Pin Header

*Color:Black



Ordering Information:
A2005HWV-S-F-2xXP - *** - *** - ***
1 2 3 4

- Part No.
- Size(H):
(blank):4.30mm
H40:4.00mm
H46:4.60mm
- Material:
(blank):Nylon 6T,UL94V-0
LCP:LCP,UL94V-0
GWT:Nylon 6T,UL94V-0,GWT 750°C
- Finish:
(blank):Gold-flash
G15:15µin (0.38µm) MIN.Select Gold(Mating Area)
100µin (2.54µm) MIN.Select Tin
G30:30µin (0.76µm) MIN.Select Gold(Mating Area)
100µin (2.54µm) MIN.Select Tin
T: Tin over Nickel

Ordering Information & Dimensions:

PART NO.	Dimensions		PART NO.	Dimensions	
	A	B		A	B
2x2P	2.00	4.60	2x22P	42.00	44.60
2x3P	4.00	6.60	2x23P	44.00	46.60
2x4P	6.00	8.60	2x24P	46.00	48.60
2x5P	8.00	10.60	2x25P	48.00	50.60
2x6P	10.00	12.60	2x26P	50.00	52.60
2x7P	12.00	14.60	2x27P	52.00	54.60
2x8P	14.00	16.60	2x28P	54.00	56.60
2x9P	16.00	18.60	2x29P	56.00	58.60
2x10P	18.00	20.60	2x30P	58.00	60.60
2x11P	20.00	22.60	2x31P	60.00	62.60
2x12P	22.00	24.60	2x32P	62.00	64.60
2x13P	24.00	26.60	2x33P	64.00	66.60
2x14P	26.00	28.60	2x34P	66.00	68.60
2x15P	28.00	30.60	2x35P	68.00	70.60
2x16P	30.00	32.60	2x36P	70.00	72.60
2x17P	32.00	34.60	2x37P	72.00	74.60
2x18P	34.00	36.60	2x38P	74.00	76.60
2x19P	36.00	38.60	2x39P	76.00	78.60
2x20P	38.00	40.60	2x40P	78.00	80.60
2x21P	40.00	42.60			

Unit: mm

A2005HWR-S-2xXP

2.00mm Pitch 90° Dual Row Female Header - SMT TYPE

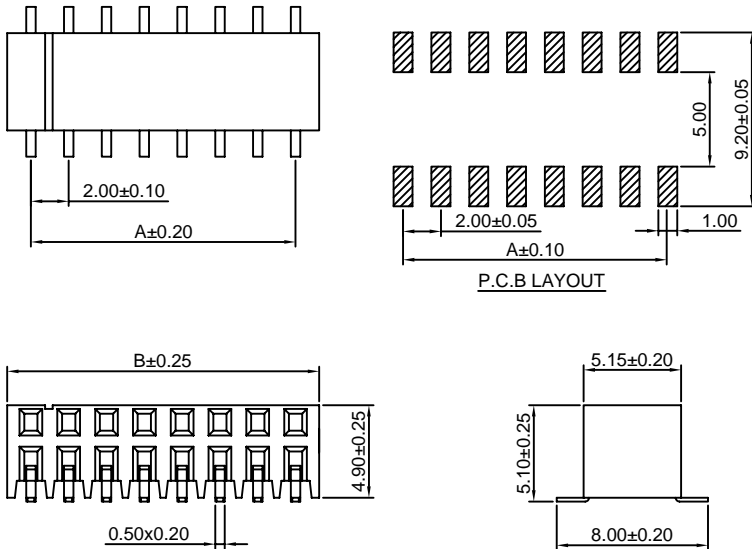
Reference Informations:

- *Material:Pin:Phosphor Bronze/Gold over Nickel
Insulator:Nylon 6T,UL94V-0
- *Mates with CJT A2005 series Dual Row Pin Header
- *Color:Black

Ordering Information:
A2005HWR-S-2xXP - *** - ***
 1 2 3

1.Part No.
 2.Material:
 (Blank):Nylon 6T,UL94V-0
 GWT:Nylon 6T,UL94V-0,GWT 750 °C

3.Finish:
 (blank):Gold-flash
 G15:15µin (0.38µm) MIN.Select Gold(Mating Area)
 100µin (2.54µm) MIN.Select Tin
 G30:30µin (0.76µm) MIN.Select Gold(Mating Area)
 100µin (2.54µm) MIN.Select Tin
 T: Tin over Nickel



Ordering Information & Dimensions:

PART NO.	Dimensions		PART NO.	Dimensions	
	A	B		A	B
2x2P	2.00	4.60	2x22P	42.00	44.60
2x3P	4.00	6.60	2x23P	44.00	46.60
2x4P	6.00	8.60	2x24P	46.00	48.60
2x5P	8.00	10.60	2x25P	48.00	50.60
2x6P	10.00	12.60	2x26P	50.00	52.60
2x7P	12.00	14.60	2x27P	52.00	54.60
2x8P	14.00	16.60	2x28P	54.00	56.60
2x9P	16.00	18.60	2x29P	56.00	58.60
2x10P	18.00	20.60	2x30P	58.00	60.60
2x11P	20.00	22.60	2x31P	60.00	62.60
2x12P	22.00	24.60	2x32P	62.00	64.60
2x13P	24.00	26.60	2x33P	64.00	66.60
2x14P	26.00	28.60	2x34P	66.00	68.60
2x15P	28.00	30.60	2x35P	68.00	70.60
2x16P	30.00	32.60	2x36P	70.00	72.60
2x17P	32.00	34.60	2x37P	72.00	74.60
2x18P	34.00	36.60	2x38P	74.00	76.60
2x19P	36.00	38.60	2x39P	76.00	78.60
2x20P	38.00	40.60	2x40P	78.00	80.60
2x21P	40.00	42.60			

Unit: mm

A2005HWR-S-F-2xXP

2.00mm Pitch 90° Dual Row Female Header - SMT TYPE

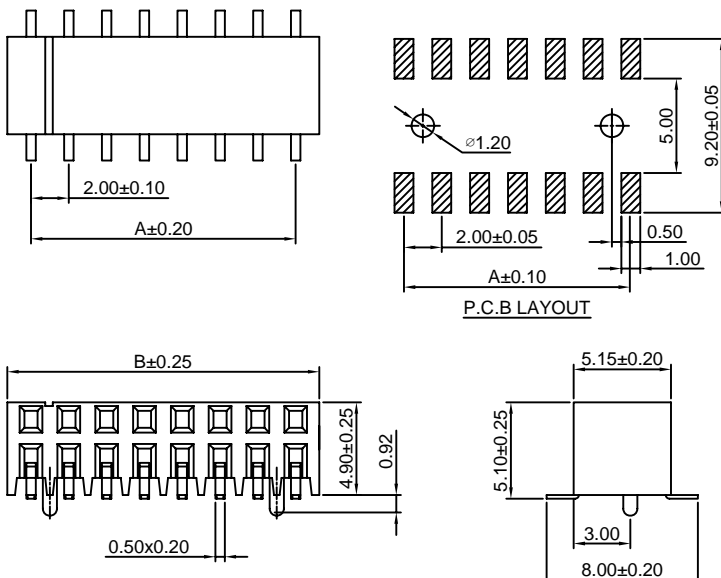
Reference Informations:

- *Material:Pin:Phosphor Bronze/Gold over Nickel
Insulator:Nylon 6T,UL94V-0
- *Mates with CJT A2005 series Dual Row Pin Header
- *Color:Black

Ordering Information:
A2005HWR-S-F-2xXP - *** - ***
 1 2 3

1.Part No.
 2.Material:
 (Blank):Nylon 6T,UL94V-0
 GWT:Nylon 6T,UL94V-0,GWT 750 °C

3.Finish:
 (blank):Gold-flash
 G15:15µin (0.38µm) MIN.Select Gold(Mating Area)
 100µin (2.54µm) MIN.Select Tin
 G30:30µin (0.76µm) MIN.Select Gold(Mating Area)
 100µin (2.54µm) MIN.Select Tin
 T: Tin over Nickel



Ordering Information & Dimensions:

PART NO.	Dimensions		PART NO.	Dimensions	
	A	B		A	B
2x2P	2.00	4.60	2x22P	42.00	44.60
2x3P	4.00	6.60	2x23P	44.00	46.60
2x4P	6.00	8.60	2x24P	46.00	48.60
2x5P	8.00	10.60	2x25P	48.00	50.60
2x6P	10.00	12.60	2x26P	50.00	52.60
2x7P	12.00	14.60	2x27P	52.00	54.60
2x8P	14.00	16.60	2x28P	54.00	56.60
2x9P	16.00	18.60	2x29P	56.00	58.60
2x10P	18.00	20.60	2x30P	58.00	60.60
2x11P	20.00	22.60	2x31P	60.00	62.60
2x12P	22.00	24.60	2x32P	62.00	64.60
2x13P	24.00	26.60	2x33P	64.00	66.60
2x14P	26.00	28.60	2x34P	66.00	68.60
2x15P	28.00	30.60	2x35P	68.00	70.60
2x16P	30.00	32.60	2x36P	70.00	72.60
2x17P	32.00	34.60	2x37P	72.00	74.60
2x18P	34.00	36.60	2x38P	74.00	76.60
2x19P	36.00	38.60	2x39P	76.00	78.60
2x20P	38.00	40.60	2x40P	78.00	80.60
2x21P	40.00	42.60			

Unit: mm

A2005HWVC-2x10P-K20

2.00mm pitch 180° Box Female Header

Reference Informations:

*Material:Pin:Phosphor Bronze/Tin over Nickel
Insulator:LCP,UL94V-0

*Color:Black

Ordering Information:

A2005HWVC-2x10P-K20 - *** - ** - ***
1 2 3 4

1.Part No.

2.Material:

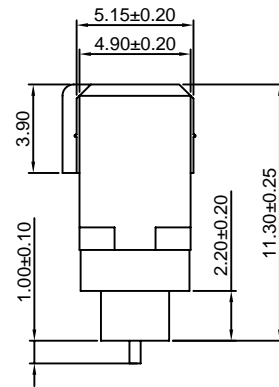
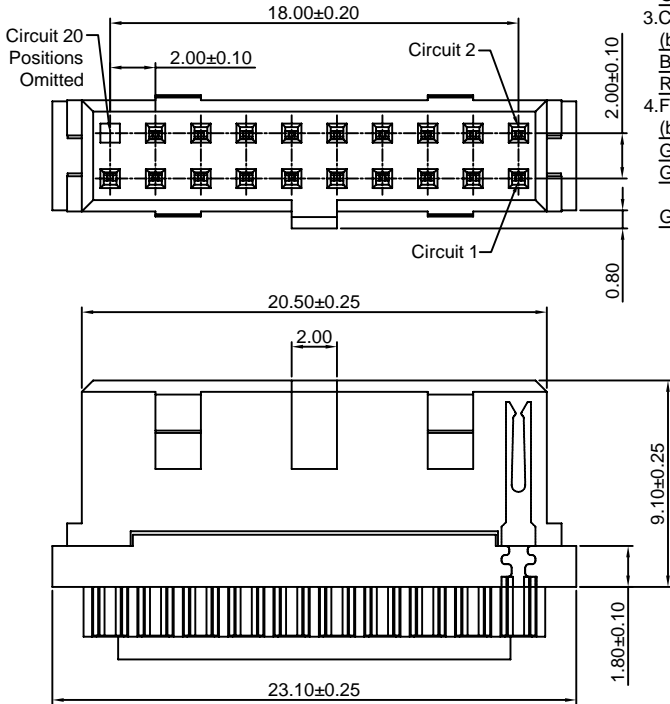
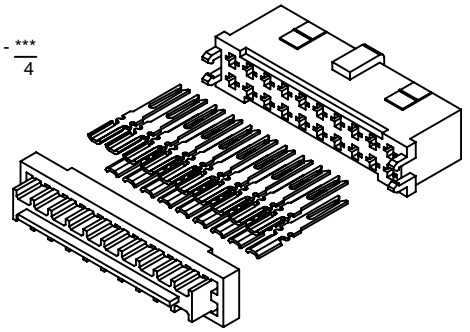
(blank):LCP,UL94V-0
6T:Nylon 6T,UL94V-0
GWT:LCP,UL94V-0,GWT 750°C

3.Color:

(blank):Black
BL:Blue
RD:Red

4.Finish:

(blank):Tin over Nickel
G:Gold-flash
G15:15µin (0.38µm) MIN.Select Gold(Mating Area)
100µin (2.54µm) MIN.Select Tin
G30:30µin (0.76µm) MIN.Select Gold(Mating Area)
100µin (2.54µm) MIN.Select Tin



Unit: mm

A2005HWVD-2x10P-K20

2.00mm pitch 180° Box Female Header

Reference Informations:

*Material:Pin:Phosphor Bronze/Tin over Nickel
Insulator:LCP,UL94V-0

*Color:Black

Ordering Information:

A2005HWVD-2x10P-K20 - *** - ** - ***
1 2 3 4

1.Part No.

2.Material:

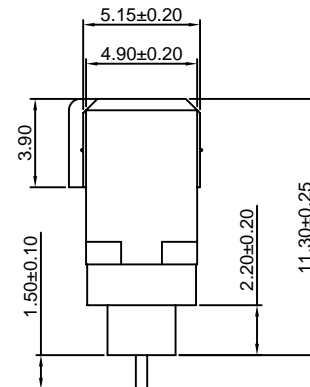
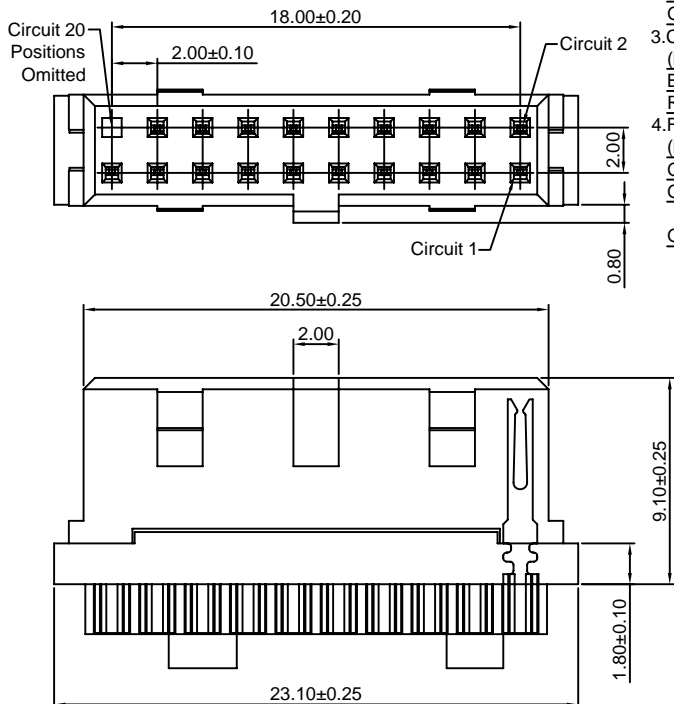
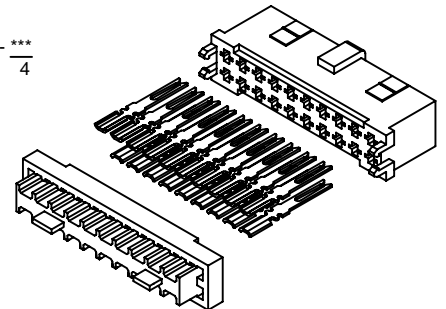
(blank):LCP,UL94V-0
6T:Nylon 6T,UL94V-0
GWT:LCP,UL94V-0,GWT 750°C

3.Color:

(blank):Black
BL:Blue
RD:Red

4.Finish:

(blank):Tin over Nickel
G:Gold-flash
G15:15µin (0.38µm) MIN.Select Gold(Mating Area)
100µin (2.54µm) MIN.Select Tin
G30:30µin (0.76µm) MIN.Select Gold(Mating Area)
100µin (2.54µm) MIN.Select Tin



Unit: mm

A2005HWVE-2xXP

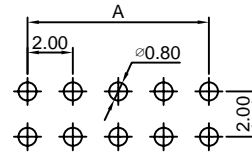
2.00mm Pitch 180° Dual Row Female Header

Reference Informations:

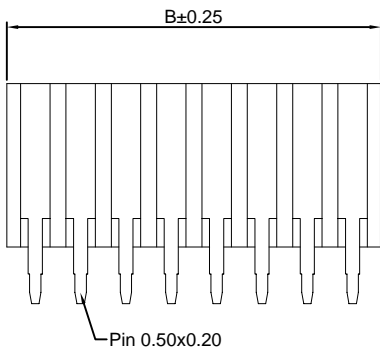
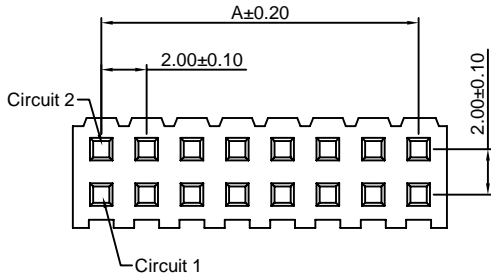
- *Material: Pin: Phosphor Bronze/Gold over Nickel
Insulator: PBT, UL94V-0
- *Mates with CJT A2005 series Dual Row Pin Header
- *Color: Black

Ordering Information:
A2005HWVE-2xXP - *** - ***
 1 2 3

1. Part No.
 2. Material:
 (Blank): PBT, UL94V-0
 6T: Nylon 6T, UL94V-0
 GWT: Nylon 6T, UL94V-0, GWT 750 °C
 3. Finish:
 (blank): Gold-flash
 G15: 15µm (0.38µm) MIN. Select Gold (Mating Area)
 100µm (2.54µm) MIN. Select Tin
 G30: 30µm (0.76µm) MIN. Select Gold (Mating Area)
 100µm (2.54µm) MIN. Select Tin
 T: Tin over Nickel



P.C.B LAYOUT



Ordering Information & Dimensions:

PART NO.	Dimensions		PART NO.	Dimensions	
	A	B		A	B
2x2P	2.00	4.50	2x22P	42.00	44.50
2x3P	4.00	6.50	2x23P	44.00	46.50
2x4P	6.00	8.50	2x24P	46.00	48.50
2x5P	8.00	10.50	2x25P	48.00	50.50
2x6P	10.00	12.50	2x26P	50.00	52.50
2x7P	12.00	14.50	2x27P	52.00	54.50
2x8P	14.00	16.50	2x28P	54.00	56.50
2x9P	16.00	18.50	2x29P	56.00	58.50
2x10P	18.00	20.50	2x30P	58.00	60.50
2x11P	20.00	22.50	2x31P	60.00	62.50
2x12P	22.00	24.50	2x32P	62.00	64.50
2x13P	24.00	26.50	2x33P	64.00	66.50
2x14P	26.00	28.50	2x34P	66.00	68.50
2x15P	28.00	30.50	2x35P	68.00	70.50
2x16P	30.00	32.50	2x36P	70.00	72.50
2x17P	32.00	34.50	2x37P	72.00	74.50
2x18P	34.00	36.50	2x38P	74.00	76.50
2x19P	36.00	38.50	2x39P	76.00	78.50
2x20P	38.00	40.50	2x40P	78.00	80.50
2x21P	40.00	42.50			

Unit: mm

A2005HWRE-2xXP

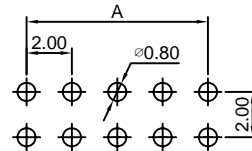
2.00mm Pitch 90° Dual Row Female Header

Reference Informations:

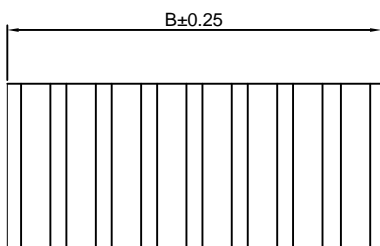
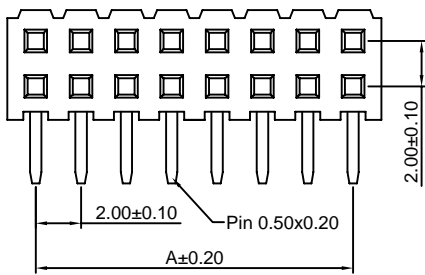
- *Material: Pin: Phosphor Bronze/Gold over Nickel
Insulator: PBT, UL94V-0
- *Mates with CJT A2005 series Dual Row Pin Header
- *Color: Black

Ordering Information:
A2005HWRE-2xXP - *** - ***
 1 2 3

1. Part No.
 2. Material:
 (Blank): PBT, UL94V-0
 6T: Nylon 6T, UL94V-0
 GWT: Nylon 6T, UL94V-0, GWT 750 °C
 3. Finish:
 (blank): Gold-flash
 G15: 15µm (0.38µm) MIN. Select Gold (Mating Area)
 100µm (2.54µm) MIN. Select Tin
 G30: 30µm (0.76µm) MIN. Select Gold (Mating Area)
 100µm (2.54µm) MIN. Select Tin
 T: Tin over Nickel



P.C.B LAYOUT



Ordering Information & Dimensions:

PART NO.	Dimensions		PART NO.	Dimensions	
	A	B		A	B
2x2P	2.00	4.50	2x22P	42.00	44.50
2x3P	4.00	6.50	2x23P	44.00	46.50
2x4P	6.00	8.50	2x24P	46.00	48.50
2x5P	8.00	10.50	2x25P	48.00	50.50
2x6P	10.00	12.50	2x26P	50.00	52.50
2x7P	12.00	14.50	2x27P	52.00	54.50
2x8P	14.00	16.50	2x28P	54.00	56.50
2x9P	16.00	18.50	2x29P	56.00	58.50
2x10P	18.00	20.50	2x30P	58.00	60.50
2x11P	20.00	22.50	2x31P	60.00	62.50
2x12P	22.00	24.50	2x32P	62.00	64.50
2x13P	24.00	26.50	2x33P	64.00	66.50
2x14P	26.00	28.50	2x34P	66.00	68.50
2x15P	28.00	30.50	2x35P	68.00	70.50
2x16P	30.00	32.50	2x36P	70.00	72.50
2x17P	32.00	34.50	2x37P	72.00	74.50
2x18P	34.00	36.50	2x38P	74.00	76.50
2x19P	36.00	38.50	2x39P	76.00	78.50
2x20P	38.00	40.50	2x40P	78.00	80.50
2x21P	40.00	42.50			

Unit: mm

A2005HWVB-2xXP

2.00mm Pitch 180° Dual Row Female Header

Reference Informations:

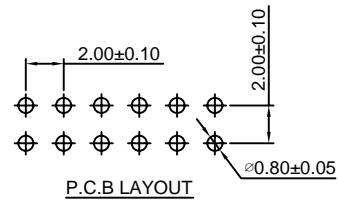
*Material:Pin:Phosphor Bronze/Gold over Nickel
Insulator:PBT,UL94V-0

*Mates with CJT A2005 series Dual Row Pin Header

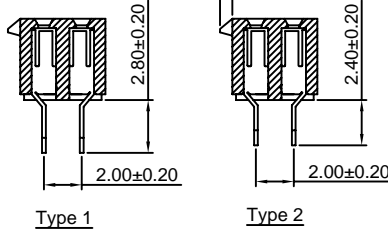
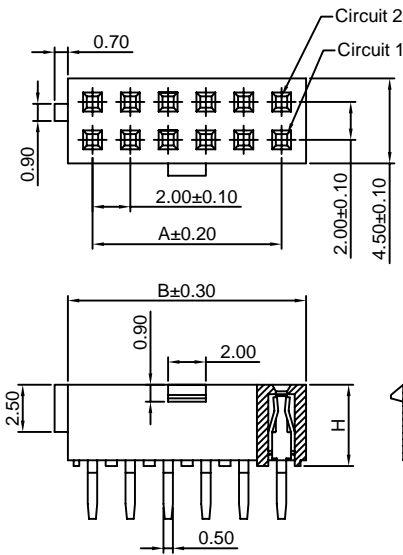
*Color:Black

Ordering Information:
A2005HWVB-2xXP - *** - * - *** - ***
1 2 3 4 5

- Part No.
- Size(H):
(blank):4.30mm
H40:4.00mm
H46:4.60mm
H635:6.35mm
- Type:
(blank):Type 1
L:Type2
- Material:
(Blank):PBT,UL94V-0
6T:Nylon 6T,UL94V-0
GWT:Nylon 6T,UL94V-0,GWT 750 °C
- Finish:
(blank):Gold-flash
G15:15µin (0.38µm) MIN.Select Gold(Mating Area)
100µin (2.54µm) MIN.Select Tin
G30:30µin (0.76µm) MIN.Select Gold(Mating Area)
100µin (2.54µm) MIN.Select Tin
I: Tin over Nickel



P.C.B LAYOUT



Type 1

Type 2

Ordering Information & Dimensions:

PART NO.	Dimensions		PART NO.	Dimensions	
	A	B		A	B
2x2P	2.00	4.60	2x22P	42.00	44.60
2x3P	4.00	6.60	2x23P	44.00	46.60
2x4P	6.00	8.60	2x24P	46.00	48.60
2x5P	8.00	10.60	2x25P	48.00	50.60
2x6P	10.00	12.60	2x26P	50.00	52.60
2x7P	12.00	14.60	2x27P	52.00	54.60
2x8P	14.00	16.60	2x28P	54.00	56.60
2x9P	16.00	18.60	2x29P	56.00	58.60
2x10P	18.00	20.60	2x30P	58.00	60.60
2x11P	20.00	22.60	2x31P	60.00	62.60
2x12P	22.00	24.60	2x32P	62.00	64.60
2x13P	24.00	26.60	2x33P	64.00	66.60
2x14P	26.00	28.60	2x34P	66.00	68.60
2x15P	28.00	30.60	2x35P	68.00	70.60
2x16P	30.00	32.60	2x36P	70.00	72.60
2x17P	32.00	34.60	2x37P	72.00	74.60
2x18P	34.00	36.60	2x38P	74.00	76.60
2x19P	36.00	38.60	2x39P	76.00	78.60
2x20P	38.00	40.60	2x40P	78.00	80.60
2x21P	40.00	42.60			

Unit: mm

A2005HWV-N-2xXP-W40

2.00mm Pitch 180° Dual Row Female Header

Reference Informations:

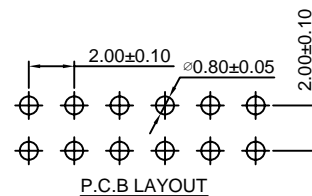
*Material:Pin:Phosphor Bronze/Gold over Nickel
Insulator:PBT,UL94V-0

*Mates with CJT A2005 series Dual Row Pin Header

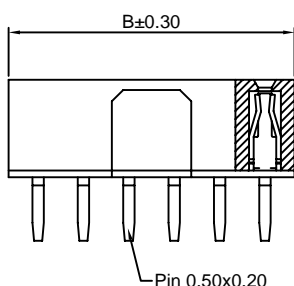
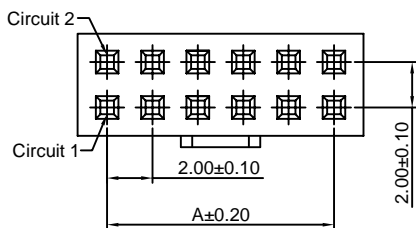
*Color:Black

Ordering Information:
A2005HWV-N-2xXP-W40 - *** - ***
1 2 3

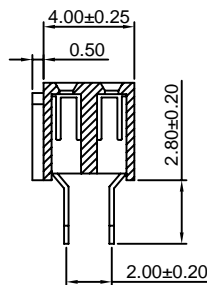
- Part No.
- Material:
(Blank):PBT,UL94V-0
6T:Nylon 6T,UL94V-0
GWT:Nylon 6T,UL94V-0,GWT 750 °C
- Finish:
(blank):Gold-flash
G15:15µin (0.38µm) MIN.Select Gold(Mating Area)
100µin (2.54µm) MIN.Select Tin
G30:30µin (0.76µm) MIN.Select Gold(Mating Area)
100µin (2.54µm) MIN.Select Tin
I: Tin over Nickel



P.C.B LAYOUT



Pin 0.50x0.20



Ordering Information & Dimensions:

PART NO.	Dimensions		PART NO.	Dimensions	
	A	B		A	B
2x2P	2.00	4.50	2x22P	42.00	44.50
2x3P	4.00	6.50	2x23P	44.00	46.50
2x4P	6.00	8.50	2x24P	46.00	48.50
2x5P	8.00	10.50	2x25P	48.00	50.50
2x6P	10.00	12.50	2x26P	50.00	52.50
2x7P	12.00	14.50	2x27P	52.00	54.50
2x8P	14.00	16.50	2x28P	54.00	56.50
2x9P	16.00	18.50	2x29P	56.00	58.50
2x10P	18.00	20.50	2x30P	58.00	60.50
2x11P	20.00	22.50	2x31P	60.00	62.50
2x12P	22.00	24.50	2x32P	62.00	64.50
2x13P	24.00	26.50	2x33P	64.00	66.50
2x14P	26.00	28.50	2x34P	66.00	68.50
2x15P	28.00	30.50	2x35P	68.00	70.50
2x16P	30.00	32.50	2x36P	70.00	72.50
2x17P	32.00	34.50	2x37P	72.00	74.50
2x18P	34.00	36.50	2x38P	74.00	76.50
2x19P	36.00	38.50	2x39P	76.00	78.50
2x20P	38.00	40.50	2x40P	78.00	80.50
2x21P	40.00	42.50			

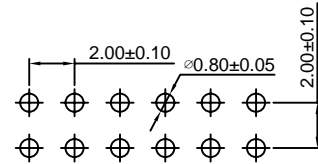
Unit: mm

A2005HWVA-N-2xXP-W40

2.00mm Pitch 180° Dual Row Female Header

Reference Informations:

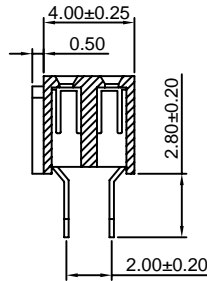
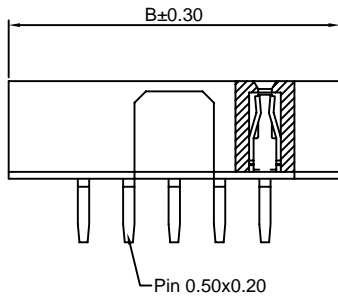
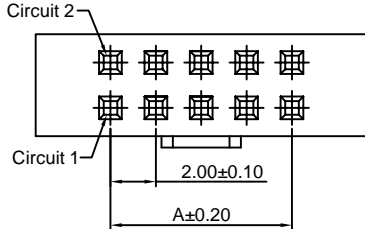
- *Material:Pin:Phosphor Bronze/Gold over Nickel
Insulator:PBT,UL94V-0
- *Mates with CJT A2005 series Dual Row Pin Header
- *Color:Black



P.C.B LAYOUT

Ordering Information:
A2005HWVA-N-2xXP-W40 - *** - ***
1 2 3

- 1.Part No.
- 2.Material:
(Blank):PBT,UL94V-0
6T:Nylon 6T,UL94V-0
GWT:Nylon 6T,UL94V-0,GWT 750 °C
- 3.Finish:
(blank):Gold-flash
G15:15µin (0.38µm) MIN.Select Gold(Mating Area)
100µin (2.54µm) MIN.Select Tin
G30:30µin (0.76µm) MIN.Select Gold(Mating Area)
100µin (2.54µm) MIN.Select Tin
T: Tin over Nickel



Ordering Information & Dimensions:

PART NO.	Dimensions		PART NO.	Dimensions	
	A	B		A	B
2x2P	2.00	8.50	2x22P	42.00	48.50
2x3P	4.00	10.50	2x23P	44.00	50.50
2x4P	6.00	12.50	2x24P	46.00	52.50
2x5P	8.00	14.50	2x25P	48.00	54.50
2x6P	10.00	16.50	2x26P	50.00	56.50
2x7P	12.00	18.50	2x27P	52.00	58.50
2x8P	14.00	20.50	2x28P	54.00	60.50
2x9P	16.00	22.50	2x29P	56.00	62.50
2x10P	18.00	24.50	2x30P	58.00	64.50
2x11P	20.00	26.50	2x31P	60.00	66.50
2x12P	22.00	28.50	2x32P	62.00	68.50
2x13P	24.00	30.50	2x33P	64.00	70.50
2x14P	26.00	32.50	2x34P	66.00	72.50
2x15P	28.00	34.50	2x35P	68.00	74.50
2x16P	30.00	36.50	2x36P	70.00	76.50
2x17P	32.00	38.50	2x37P	72.00	78.50
2x18P	34.00	40.50	2x38P	74.00	80.50
2x19P	36.00	42.50	2x39P	76.00	82.50
2x20P	38.00	44.50	2x40P	78.00	84.50
2x21P	40.00	46.50			

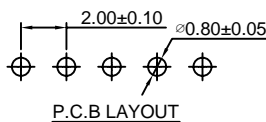
Unit: mm

A2005HWV-XP-Y

2.00mm Pitch 180° Single Row Female Header

Reference Informations:

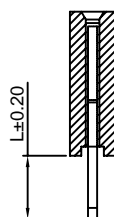
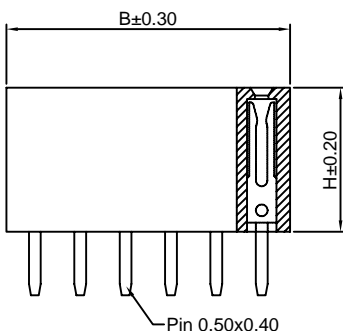
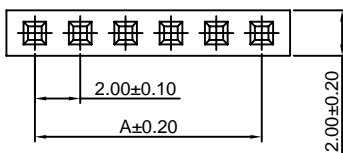
- *Material:Pin:Phosphor Bronze/Gold over Nickel
Insulator:PBT,UL94V-0
- *Mates with CJT A2005 series Single Row Pin Header
- *Color:Black



P.C.B LAYOUT

Ordering Information:
A2005HWV-XP-Y - *** - *** - ***
1 2 3 4

- 1.Part No.
- 2.Size(H):
(Blank):6.35mm(L:2.8mm)
H65:6.50mm(L:3.00mm)
- 3.Material:
(Blank):PBT,UL94V-0
6T:Nylon 6T,UL94V-0
GWT:Nylon 6T,UL94V-0,GWT 750 °C
- 4.Finish:
(blank):Gold-flash
G15:15µin (0.38µm) MIN.Select Gold(Mating Area)
100µin (2.54µm) MIN.Select Tin
G30:30µin (0.76µm) MIN.Select Gold(Mating Area)
100µin (2.54µm) MIN.Select Tin
T: Tin over Nickel



Ordering Information & Dimensions:

PART NO.	Dimensions		PART NO.	Dimensions	
	A	B		A	B
2P	2.00	4.50	22P	42.00	44.50
3P	4.00	6.50	23P	44.00	46.50
4P	6.00	8.50	24P	46.00	48.50
5P	8.00	10.50	25P	48.00	50.50
6P	10.00	12.50	26P	50.00	52.50
7P	12.00	14.50	27P	52.00	54.50
8P	14.00	16.50	28P	54.00	56.50
9P	16.00	18.50	29P	56.00	58.50
10P	18.00	20.50	30P	58.00	60.50
11P	20.00	22.50	31P	60.00	62.50
12P	22.00	24.50	32P	62.00	64.50
13P	24.00	26.50	33P	64.00	66.50
14P	26.00	28.50	34P	66.00	68.50
15P	28.00	30.50	35P	68.00	70.50
16P	30.00	32.50	36P	70.00	72.50
17P	32.00	34.50	37P	72.00	74.50
18P	34.00	36.50	38P	74.00	76.50
19P	36.00	38.50	39P	76.00	78.50
20P	38.00	40.50	40P	78.00	80.50
21P	40.00	42.50			

Unit: mm

A2005HWR-XP-Y

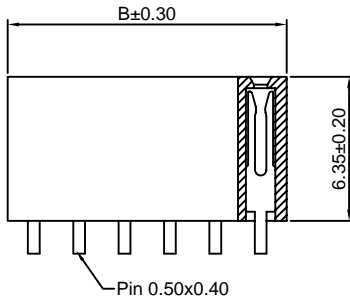
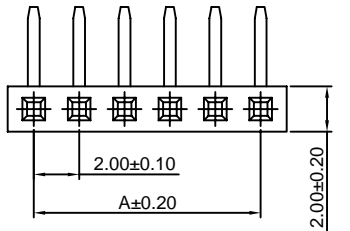
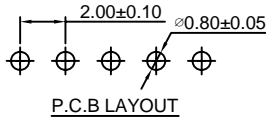
2.00mm Pitch 90° Single Row Female Header

Reference Informations:

*Material:Pin:Phosphor Bronze/Gold over Nickel
Insulator:PBT,UL94V-0

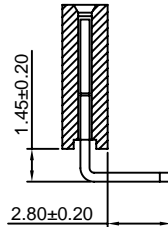
*Mates with CJT A2005 series Single Row Pin Header

*Color:Black



Ordering Information:
A2005HWR-XP-Y - *** - ***
1 2 3

- Part No.
- Material:
(Blank):PBT,UL94V-0
6T:Nylon 6T,UL94V-0
GWT:Nylon 6T,UL94V-0,GWT 750 °C
- Finish:
(blank):Gold-flash
G15:15µin (0.38µm) MIN.Select Gold(Mating Area)
100µin (2.54µm) MIN.Select Tin
G30:30µin (0.76µm) MIN.Select Gold(Mating Area)
100µin (2.54µm) MIN.Select Tin
T: Tin over Nickel



Ordering Information & Dimensions:

PART NO.	Dimensions		PART NO.	Dimensions	
	A	B		A	B
2P	2.00	4.50	22P	42.00	44.50
3P	4.00	6.50	23P	44.00	46.50
4P	6.00	8.50	24P	46.00	48.50
5P	8.00	10.50	25P	48.00	50.50
6P	10.00	12.50	26P	50.00	52.50
7P	12.00	14.50	27P	52.00	54.50
8P	14.00	16.50	28P	54.00	56.50
9P	16.00	18.50	29P	56.00	58.50
10P	18.00	20.50	30P	58.00	60.50
11P	20.00	22.50	31P	60.00	62.50
12P	22.00	24.50	32P	62.00	64.50
13P	24.00	26.50	33P	64.00	66.50
14P	26.00	28.50	34P	66.00	68.50
15P	28.00	30.50	35P	68.00	70.50
16P	30.00	32.50	36P	70.00	72.50
17P	32.00	34.50	37P	72.00	74.50
18P	34.00	36.50	38P	74.00	76.50
19P	36.00	38.50	39P	76.00	78.50
20P	38.00	40.50	40P	78.00	80.50
21P	40.00	42.50			

Unit: mm

A2005HWR-S-XP-Y

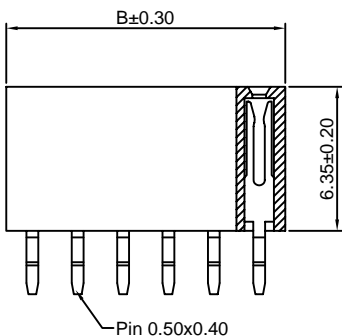
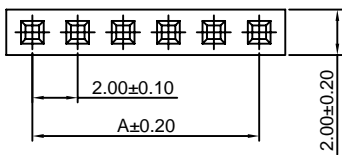
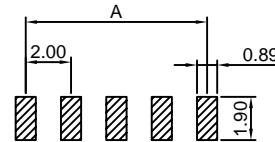
2.00mm Pitch 90° Single Row Female Header-SMT TYPE

Reference Informations:

*Material:Pin:Phosphor Bronze/Gold over Nickel
Insulator:Nylon 6T,UL94V-0

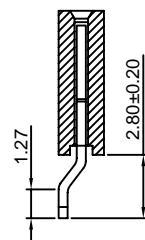
*Mates with CJT A2005 series Single Row Pin Header

*Color:Black



Ordering Information:
A2005HWR-S-XP-Y - *** - ***
1 2 3

- Part No.
- Material:
(Blank):Nylon 6T,UL94V-0
GWT:Nylon 6T,UL94V-0,GWT 750 °C
- Finish:
(blank):Gold-flash
G15:15µin (0.38µm) MIN.Select Gold(Mating Area)
100µin (2.54µm) MIN.Select Tin
G30:30µin (0.76µm) MIN.Select Gold(Mating Area)
100µin (2.54µm) MIN.Select Tin
T: Tin over Nickel



Ordering Information & Dimensions:

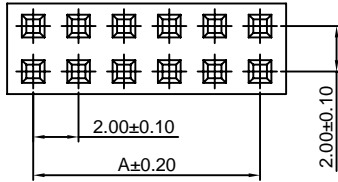
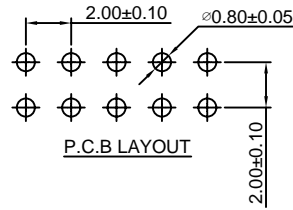
PART NO.	Dimensions		PART NO.	Dimensions	
	A	B		A	B
2P	2.00	4.50	22P	42.00	44.50
3P	4.00	6.50	23P	44.00	46.50
4P	6.00	8.50	24P	46.00	48.50
5P	8.00	10.50	25P	48.00	50.50
6P	10.00	12.50	26P	50.00	52.50
7P	12.00	14.50	27P	52.00	54.50
8P	14.00	16.50	28P	54.00	56.50
9P	16.00	18.50	29P	56.00	58.50
10P	18.00	20.50	30P	58.00	60.50
11P	20.00	22.50	31P	60.00	62.50
12P	22.00	24.50	32P	62.00	64.50
13P	24.00	26.50	33P	64.00	66.50
14P	26.00	28.50	34P	66.00	68.50
15P	28.00	30.50	35P	68.00	70.50
16P	30.00	32.50	36P	70.00	72.50
17P	32.00	34.50	37P	72.00	74.50
18P	34.00	36.50	38P	74.00	76.50
19P	36.00	38.50	39P	76.00	78.50
20P	38.00	40.50	40P	78.00	80.50
21P	40.00	42.50			

Unit: mm

A2005HWV-2xXP-Y — 2.00mm Pitch 180° Dual Row Female Header

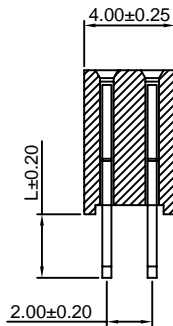
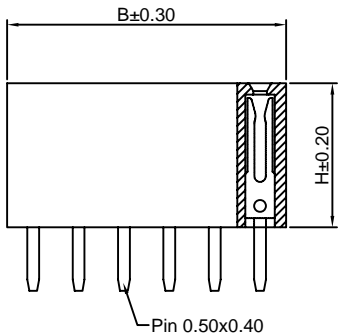
Reference Informations:

- *Material: Pin: Phosphor Bronze/Gold over Nickel
Insulator: PBT, UL94V-0
- *Mates with CJT A2005 series Dual Row Pin Header
- *Color: Black



Ordering Information:
A2005HWV-2xXP-Y - *** - *** - ***
1 2 3 4

- Part No.
- Size (H):
(Blank): 6.35mm (L: 2.8mm)
H65: 6.50mm (L: 3.00mm)
- Material:
(Blank): PBT, UL94V-0
6T: Nylon 6T, UL94V-0
GWT: Nylon 6T, UL94V-0, GWT 750 °C
- Finish:
(blank): Gold-flash
G15: 15µin (0.38µm) MIN. Select Gold (Mating Area)
100µin (2.54µm) MIN. Select Tin
G30: 30µin (0.76µm) MIN. Select Gold (Mating Area)
100µin (2.54µm) MIN. Select Tin
T: Tin over Nickel



Ordering Information & Dimensions:

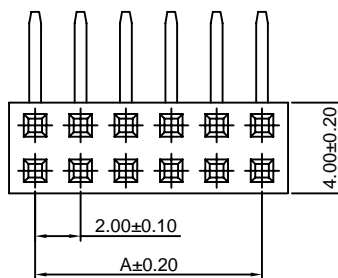
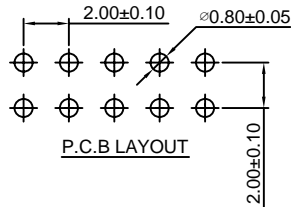
PART NO.	Dimensions		PART NO.	Dimensions	
	A	B		A	B
2x2P	2.00	4.50	2x22P	42.00	44.50
2x3P	4.00	6.50	2x23P	44.00	46.50
2x4P	6.00	8.50	2x24P	46.00	48.50
2x5P	8.00	10.50	2x25P	48.00	50.50
2x6P	10.00	12.50	2x26P	50.00	52.50
2x7P	12.00	14.50	2x27P	52.00	54.50
2x8P	14.00	16.50	2x28P	54.00	56.50
2x9P	16.00	18.50	2x29P	56.00	58.50
2x10P	18.00	20.50	2x30P	58.00	60.50
2x11P	20.00	22.50	2x31P	60.00	62.50
2x12P	22.00	24.50	2x32P	62.00	64.50
2x13P	24.00	26.50	2x33P	64.00	66.50
2x14P	26.00	28.50	2x34P	66.00	68.50
2x15P	28.00	30.50	2x35P	68.00	70.50
2x16P	30.00	32.50	2x36P	70.00	72.50
2x17P	32.00	34.50	2x37P	72.00	74.50
2x18P	34.00	36.50	2x38P	74.00	76.50
2x19P	36.00	38.50	2x39P	76.00	78.50
2x20P	38.00	40.50	2x40P	78.00	80.50
2x21P	40.00	42.50			

Unit: mm

A2005HWR-2xXP-Y — 2.00mm Pitch 90° Dual Row Female Header

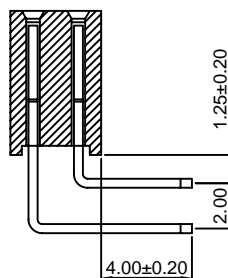
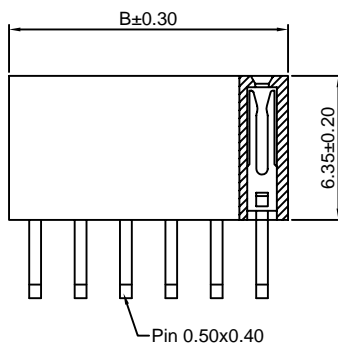
Reference Informations:

- *Material: Pin: Phosphor Bronze/Gold over Nickel
Insulator: PBT, UL94V-0
- *Mates with CJT A2005 series Dual Row Pin Header
- *Color: Black



Ordering Information:
A2005HWR-2xXP-Y - *** - ***
1 2 3

- Part No.
- Material:
(Blank): PBT, UL94V-0
6T: Nylon 6T, UL94V-0
GWT: Nylon 6T, UL94V-0, GWT 750 °C
- Finish:
(blank): Gold-flash
G15: 15µin (0.38µm) MIN. Select Gold (Mating Area)
100µin (2.54µm) MIN. Select Tin
G30: 30µin (0.76µm) MIN. Select Gold (Mating Area)
100µin (2.54µm) MIN. Select Tin
T: Tin over Nickel



Ordering Information & Dimensions:

PART NO.	Dimensions		PART NO.	Dimensions	
	A	B		A	B
2x2P	2.00	4.50	2x22P	42.00	44.50
2x3P	4.00	6.50	2x23P	44.00	46.50
2x4P	6.00	8.50	2x24P	46.00	48.50
2x5P	8.00	10.50	2x25P	48.00	50.50
2x6P	10.00	12.50	2x26P	50.00	52.50
2x7P	12.00	14.50	2x27P	52.00	54.50
2x8P	14.00	16.50	2x28P	54.00	56.50
2x9P	16.00	18.50	2x29P	56.00	58.50
2x10P	18.00	20.50	2x30P	58.00	60.50
2x11P	20.00	22.50	2x31P	60.00	62.50
2x12P	22.00	24.50	2x32P	62.00	64.50
2x13P	24.00	26.50	2x33P	64.00	66.50
2x14P	26.00	28.50	2x34P	66.00	68.50
2x15P	28.00	30.50	2x35P	68.00	70.50
2x16P	30.00	32.50	2x36P	70.00	72.50
2x17P	32.00	34.50	2x37P	72.00	74.50
2x18P	34.00	36.50	2x38P	74.00	76.50
2x19P	36.00	38.50	2x39P	76.00	78.50
2x20P	38.00	40.50	2x40P	78.00	80.50
2x21P	40.00	42.50			

Unit: mm

A2005HWV-S-2xXP-Y

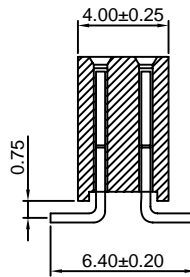
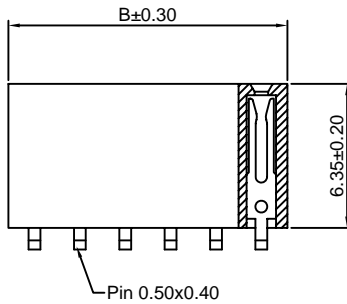
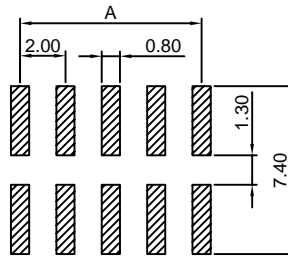
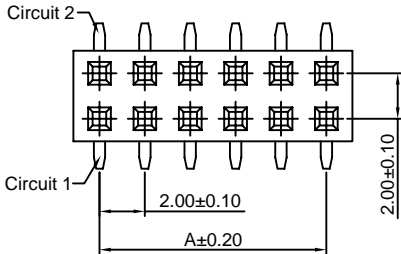
2.00mm Pitch 180° Dual Row Female Header-SMT TYPE

Reference Informations:

- *Material:Pin:Phosphor Bronze/Gold over Nickel
Insulator:Nylon 6T,UL94V-0
- *Mates with CJT A2005 series Dual Row Pin Header
- *Color:Black

Ordering Information:
A2005HWV-S-2xXP-Y - ^{***}/₁ - ^{***}/₂ - ^{***}/₃

- 1.Part No.
- 2.Material:
(Blank):Nylon 6T,UL94V-0
GWT:Nylon 6T,UL94V-0,GWT 750 °C
- 3.Finish:
(blank):Gold-flash
G15:15µin (0.38µm) MIN.Select Gold(Mating Area)
100µin (2.54µm) MIN.Select Tin
G30:30µin (0.76µm) MIN.Select Gold(Mating Area)
100µin (2.54µm) MIN.Select Tin
T:Tin over Nickel



Ordering Information & Dimensions:

PART NO.	Dimensions		PART NO.	Dimensions	
	A	B		A	B
2x2P	2.00	4.50	2x22P	42.00	44.50
2x3P	4.00	6.50	2x23P	44.00	46.50
2x4P	6.00	8.50	2x24P	46.00	48.50
2x5P	8.00	10.50	2x25P	48.00	50.50
2x6P	10.00	12.50	2x26P	50.00	52.50
2x7P	12.00	14.50	2x27P	52.00	54.50
2x8P	14.00	16.50	2x28P	54.00	56.50
2x9P	16.00	18.50	2x29P	56.00	58.50
2x10P	18.00	20.50	2x30P	58.00	60.50
2x11P	20.00	22.50	2x31P	60.00	62.50
2x12P	22.00	24.50	2x32P	62.00	64.50
2x13P	24.00	26.50	2x33P	64.00	66.50
2x14P	26.00	28.50	2x34P	66.00	68.50
2x15P	28.00	30.50	2x35P	68.00	70.50
2x16P	30.00	32.50	2x36P	70.00	72.50
2x17P	32.00	34.50	2x37P	72.00	74.50
2x18P	34.00	36.50	2x38P	74.00	76.50
2x19P	36.00	38.50	2x39P	76.00	78.50
2x20P	38.00	40.50	2x40P	78.00	80.50
2x21P	40.00	42.50			

Unit: mm

A2005HWV-S-F-2xXP-Y

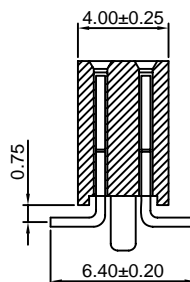
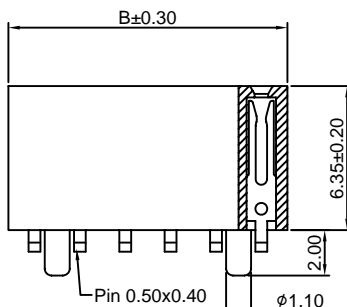
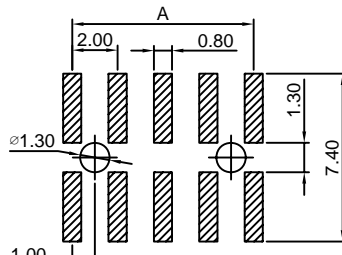
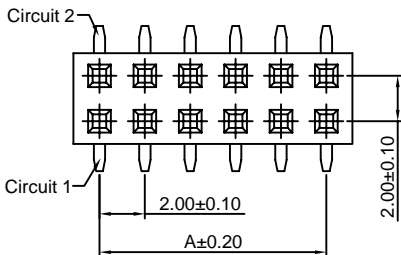
2.00mm Pitch 180° Dual Row Female Header-SMT TYPE

Reference Informations:

- *Material:Pin:Phosphor Bronze/Gold over Nickel
Insulator:Nylon 6T,UL94V-0
- *Mates with CJT A2005 series Dual Row Pin Header
- *Color:Black

Ordering Information:
A2005HWV-S-F-2xXP-Y - ^{***}/₁ - ^{***}/₂ - ^{***}/₃

- 1.Part No.
- 2.Material:
(Blank):Nylon 6T,UL94V-0
GWT:Nylon 6T,UL94V-0,GWT 750 °C
- 3.Finish:
(blank):Gold-flash
G15:15µin (0.38µm) MIN.Select Gold(Mating Area)
100µin (2.54µm) MIN.Select Tin
G30:30µin (0.76µm) MIN.Select Gold(Mating Area)
100µin (2.54µm) MIN.Select Tin
T:Tin over Nickel



Ordering Information & Dimensions:

PART NO.	Dimensions		PART NO.	Dimensions	
	A	B		A	B
2x2P	2.00	4.50	2x22P	42.00	44.50
2x3P	4.00	6.50	2x23P	44.00	46.50
2x4P	6.00	8.50	2x24P	46.00	48.50
2x5P	8.00	10.50	2x25P	48.00	50.50
2x6P	10.00	12.50	2x26P	50.00	52.50
2x7P	12.00	14.50	2x27P	52.00	54.50
2x8P	14.00	16.50	2x28P	54.00	56.50
2x9P	16.00	18.50	2x29P	56.00	58.50
2x10P	18.00	20.50	2x30P	58.00	60.50
2x11P	20.00	22.50	2x31P	60.00	62.50
2x12P	22.00	24.50	2x32P	62.00	64.50
2x13P	24.00	26.50	2x33P	64.00	66.50
2x14P	26.00	28.50	2x34P	66.00	68.50
2x15P	28.00	30.50	2x35P	68.00	70.50
2x16P	30.00	32.50	2x36P	70.00	72.50
2x17P	32.00	34.50	2x37P	72.00	74.50
2x18P	34.00	36.50	2x38P	74.00	76.50
2x19P	36.00	38.50	2x39P	76.00	78.50
2x20P	38.00	40.50	2x40P	78.00	80.50
2x21P	40.00	42.50			

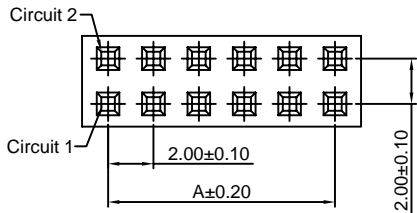
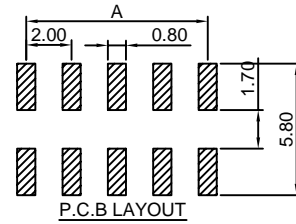
Unit: mm

A2005HWR-S-2xXP-Y

2.00mm Pitch 90° Dual Row Female Header-SMT TYPE

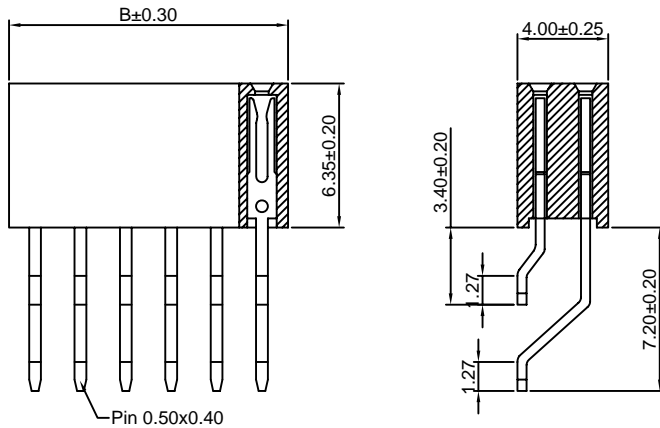
Reference Informations:

- *Material:Pin:Phosphor Bronze/Gold over Nickel
Insulator:Nylon 6T,UL94V-0
- *Mates with CJT A2005 series Dual Row Pin Header
- *Color:Black



Ordering Information:
A2005HWR-S-2xXP-Y - *** - ***
1 2 3

1.Part No.
2.Material:
(Blank):Nylon 6T,UL94V-0
GWT:Nylon 6T,UL94V-0,GWT 750 °C
3.Finish:
(blank):Gold-flash
G15:15µin (0.38µm) MIN.Select Gold(Mating Area)
100µin (2.54µm) MIN.Select Tin
G30:30µin (0.76µm) MIN.Select Gold(Mating Area)
100µin (2.54µm) MIN.Select Tin
I:Tin over Nickel



Ordering Information & Dimensions:

PART NO.	Dimensions		PART NO.	Dimensions	
	A	B		A	B
2x2P	2.00	4.50	2x22P	42.00	44.50
2x3P	4.00	6.50	2x23P	44.00	46.50
2x4P	6.00	8.50	2x24P	46.00	48.50
2x5P	8.00	10.50	2x25P	48.00	50.50
2x6P	10.00	12.50	2x26P	50.00	52.50
2x7P	12.00	14.50	2x27P	52.00	54.50
2x8P	14.00	16.50	2x28P	54.00	56.50
2x9P	16.00	18.50	2x29P	56.00	58.50
2x10P	18.00	20.50	2x30P	58.00	60.50
2x11P	20.00	22.50	2x31P	60.00	62.50
2x12P	22.00	24.50	2x32P	62.00	64.50
2x13P	24.00	26.50	2x33P	64.00	66.50
2x14P	26.00	28.50	2x34P	66.00	68.50
2x15P	28.00	30.50	2x35P	68.00	70.50
2x16P	30.00	32.50	2x36P	70.00	72.50
2x17P	32.00	34.50	2x37P	72.00	74.50
2x18P	34.00	36.50	2x38P	74.00	76.50
2x19P	36.00	38.50	2x39P	76.00	78.50
2x20P	38.00	40.50	2x40P	78.00	80.50
2x21P	40.00	42.50			

Unit: mm

A2005HWV-2xXP-H-Y

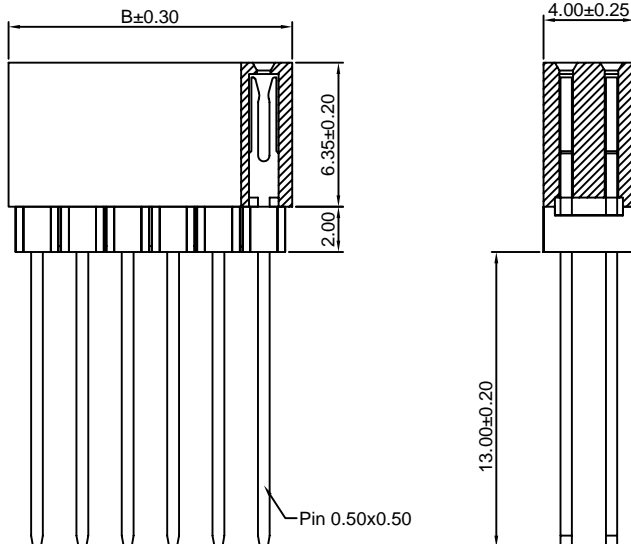
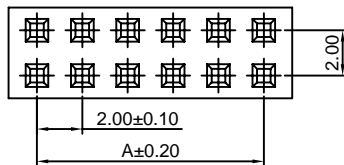
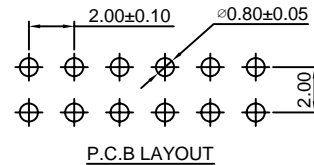
2.00mm Pitch 180° Dual Row Female Header

Reference Informations:

- *Material:Pin:Phosphor Bronze/Gold over Nickel
Insulator:PBT,UL94V-0
- *Mates with CJT A2005 series Dual Row Pin Header
- *Color:Black

Ordering Information:
A2005HWV-2xXP-H-Y - *** - ***
1 2 3

1.Part No.
2.Material:
(Blank):PBT,UL94V-0
6T:Nylon 6T,UL94V-0
GWT:Nylon 6T,UL94V-0,GWT 750 °C
3.Finish:
(blank):Gold-flash
G15:15µin (0.38µm) MIN.Select Gold(Mating Area)
100µin (2.54µm) MIN.Select Tin
G30:30µin (0.76µm) MIN.Select Gold(Mating Area)
100µin (2.54µm) MIN.Select Tin
I:Tin over Nickel



Ordering Information & Dimensions:

PART NO.	Dimensions		PART NO.	Dimensions	
	A	B		A	B
2x2P	2.00	4.50	2x22P	42.00	44.50
2x3P	4.00	6.50	2x23P	44.00	46.50
2x4P	6.00	8.50	2x24P	46.00	48.50
2x5P	8.00	10.50	2x25P	48.00	50.50
2x6P	10.00	12.50	2x26P	50.00	52.50
2x7P	12.00	14.50	2x27P	52.00	54.50
2x8P	14.00	16.50	2x28P	54.00	56.50
2x9P	16.00	18.50	2x29P	56.00	58.50
2x10P	18.00	20.50	2x30P	58.00	60.50
2x11P	20.00	22.50	2x31P	60.00	62.50
2x12P	22.00	24.50	2x32P	62.00	64.50
2x13P	24.00	26.50	2x33P	64.00	66.50
2x14P	26.00	28.50	2x34P	66.00	68.50
2x15P	28.00	30.50	2x35P	68.00	70.50
2x16P	30.00	32.50	2x36P	70.00	72.50
2x17P	32.00	34.50	2x37P	72.00	74.50
2x18P	34.00	36.50	2x38P	74.00	76.50
2x19P	36.00	38.50	2x39P	76.00	78.50
2x20P	38.00	40.50	2x40P	78.00	80.50
2x21P	40.00	42.50			

Unit: mm

A2005HWV-3xXP

2.00mm Pitch 180° Triple Row Female Header

Reference Informations:

- *Material: Pin: Phosphor Bronze/Gold over Nickel
Insulator: PBT, UL94V-0
- *Mates with CJT A2005 series Triple Row Pin Header
- *Color: Black

Ordering Information:

A2005HWV-3xXP - *** - ***
1 2 3

1. Part No.

2. Material:

(Blank): PBT, UL94V-0

6T: Nylon 6T, UL94V-0

GWT: Nylon 6T, UL94V-0, GWT 750 °C

3. Finish:

(blank): Gold-flash

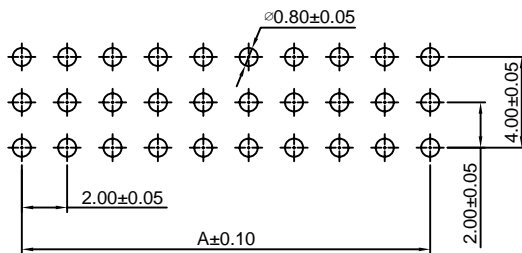
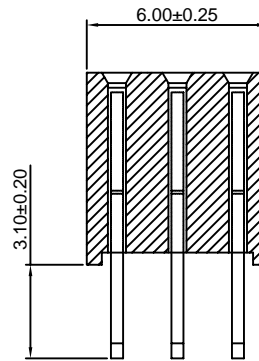
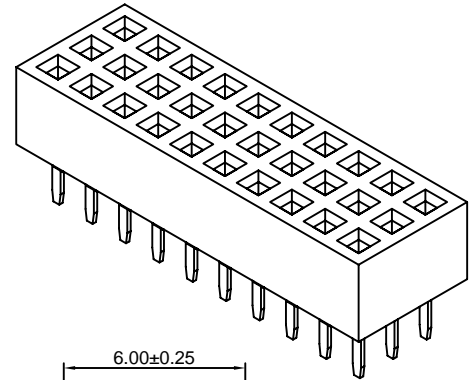
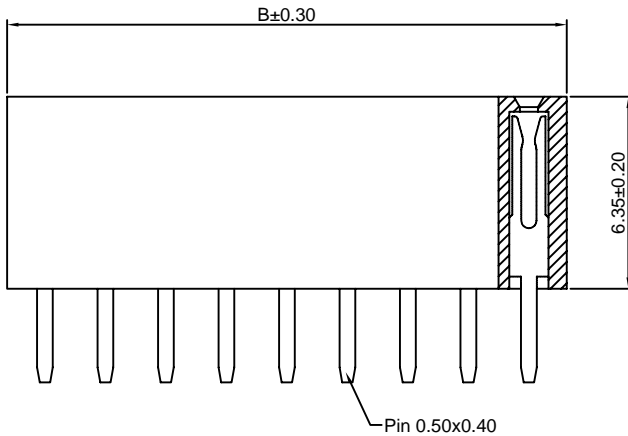
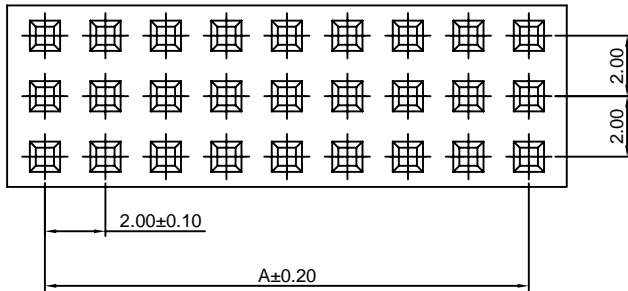
G15: 15µm (0.38µm) MIN. Select Gold (Mating Area)

100µm (2.54µm) MIN. Select Tin

G30: 30µm (0.76µm) MIN. Select Gold (Mating Area)

100µm (2.54µm) MIN. Select Tin

T: Tin over Nickel



P.C.B LAYOUT

Ordering Information & Dimensions:

PART NO.	Dimensions		PART NO.	Dimensions	
	A	B		A	B
3x2P	2.00	4.30	3x22P	42.00	44.30
3x3P	4.00	6.30	3x23P	44.00	46.30
3x4P	6.00	8.30	3x24P	46.00	48.30
3x5P	8.00	10.30	3x25P	48.00	50.30
3x6P	10.00	12.30	3x26P	50.00	52.30
3x7P	12.00	14.30	3x27P	52.00	54.30
3x8P	14.00	16.30	3x28P	54.00	56.30
3x9P	16.00	18.30	3x29P	56.00	58.30
3x10P	18.00	20.30	3x30P	58.00	60.30
3x11P	20.00	22.30	3x31P	60.00	62.30
3x12P	22.00	24.30	3x32P	62.00	64.30
3x13P	24.00	26.30	3x33P	64.00	66.30
3x14P	26.00	28.30	3x34P	66.00	68.30
3x15P	28.00	30.30	3x35P	68.00	70.30
3x16P	30.00	32.30	3x36P	70.00	72.30
3x17P	32.00	34.30	3x37P	72.00	74.30
3x18P	34.00	36.30	3x38P	74.00	76.30
3x19P	36.00	38.30	3x39P	76.00	78.30
3x20P	38.00	40.30	3x40P	78.00	80.30
3x21P	40.00	42.30			

Unit: mm

A2005HWR-3xXP

2.00mm Pitch 90° Triple Row Female Header

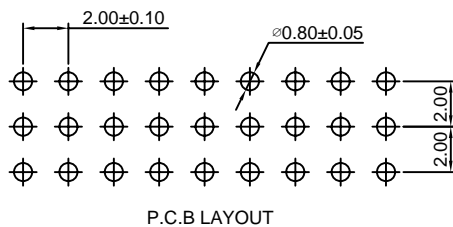
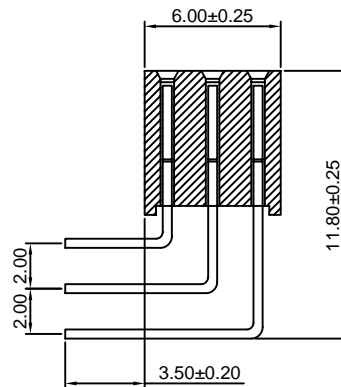
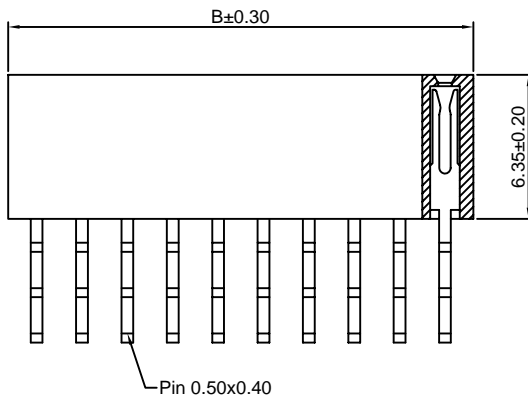
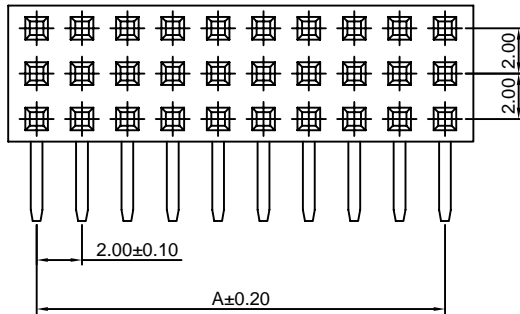
Reference Informations:

- *Material: Pin: Phosphor Bronze/Gold over Nickel
Insulator: PBT, UL94V-0
- *Mates with CJT A2005 series Triple Row Pin Header
- *Color: Black

Ordering Information:

A2005HWR-3xXP - *** - ***
1 2 3

- Part No.
- Material:
(Blank): PBT, UL94V-0
6T: Nylon 6T, UL94V-0
GWT: Nylon 6T, UL94V-0, GWT 750 °C
- Finish:
(blank): Gold-flash
G15: 15µin (0.38µm) MIN. Select Gold (Mating Area)
100µin (2.54µm) MIN. Select Tin
G30: 30µin (0.76µm) MIN. Select Gold (Mating Area)
100µin (2.54µm) MIN. Select Tin
T: Tin over Nickel



Ordering Information & Dimensions:

PART NO.	Dimensions		PART NO.	Dimensions	
	A	B		A	B
3x2P	2.00	4.50	3x22P	42.00	44.50
3x3P	4.00	6.50	3x23P	44.00	46.50
3x4P	6.00	8.50	3x24P	46.00	48.50
3x5P	8.00	10.50	3x25P	48.00	50.50
3x6P	10.00	12.50	3x26P	50.00	52.50
3x7P	12.00	14.50	3x27P	52.00	54.50
3x8P	14.00	16.50	3x28P	54.00	56.50
3x9P	16.00	18.50	3x29P	56.00	58.50
3x10P	18.00	20.50	3x30P	58.00	60.50
3x11P	20.00	22.50	3x31P	60.00	62.50
3x12P	22.00	24.50	3x32P	62.00	64.50
3x13P	24.00	26.50	3x33P	64.00	66.50
3x14P	26.00	28.50	3x34P	66.00	68.50
3x15P	28.00	30.50	3x35P	68.00	70.50
3x16P	30.00	32.50	3x36P	70.00	72.50
3x17P	32.00	34.50	3x37P	72.00	74.50
3x18P	34.00	36.50	3x38P	74.00	76.50
3x19P	36.00	38.50	3x39P	76.00	78.50
3x20P	38.00	40.50	3x40P	78.00	80.50
3x21P	40.00	42.50			

Unit: mm

A2005HWV-4xXP

2.00mm Pitch 180° Four Row Female Header

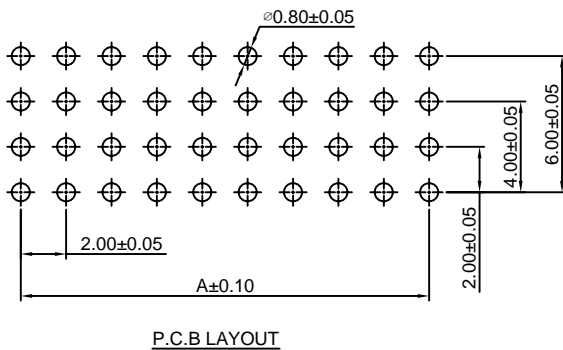
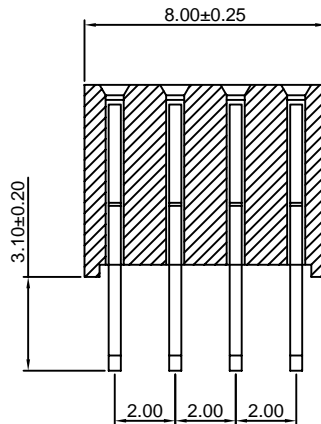
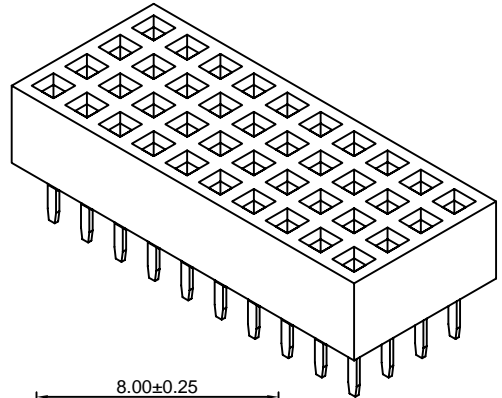
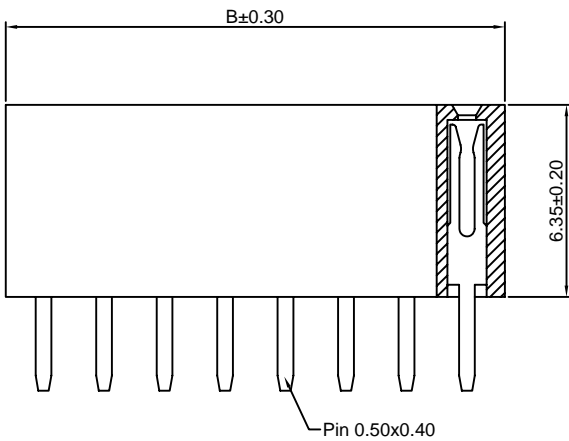
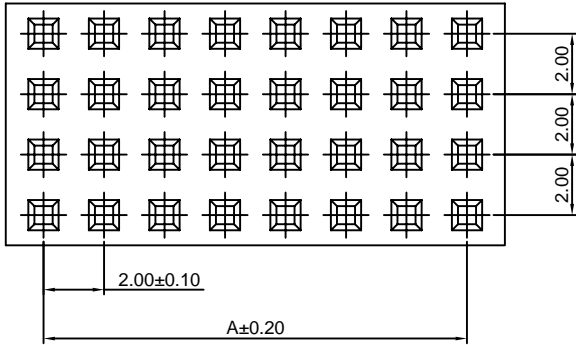
Reference Informations:

- *Material: Pin: Phosphor Bronze/Gold over Nickel
Insulator: PBT, UL94V-0
- *Mates with CJT A2005 series Four Row Pin Header
- *Color: Black

Ordering Information:

A2005HWV-4xXP - *** - ***
1 2 3

- Part No.
- Material:
(Blank): PBT, UL94V-0
6T: Nylon 6T, UL94V-0
GWT: Nylon 6T, UL94V-0, GWT 750°C
- Finish:
(blank): Gold-flash
G15: 15µin (0.38µm) MIN. Select Gold (Mating Area)
100µin (2.54µm) MIN. Select Tin
G30: 30µin (0.76µm) MIN. Select Gold (Mating Area)
100µin (2.54µm) MIN. Select Tin
T: Tin over Nickel



Ordering Information & Dimensions:

PART NO.	Dimensions		PART NO.	Dimensions	
	A	B		A	B
4x2P	2.00	4.50	4x22P	42.00	44.50
4x3P	4.00	6.50	4x23P	44.00	46.50
4x4P	6.00	8.50	4x24P	46.00	48.50
4x5P	8.00	10.50	4x25P	48.00	50.50
4x6P	10.00	12.50	4x26P	50.00	52.50
4x7P	12.00	14.50	4x27P	52.00	54.50
4x8P	14.00	16.50	4x28P	54.00	56.50
4x9P	16.00	18.50	4x29P	56.00	58.50
4x10P	18.00	20.50	4x30P	58.00	60.50
4x11P	20.00	22.50	4x31P	60.00	62.50
4x12P	22.00	24.50	4x32P	62.00	64.50
4x13P	24.00	26.50	4x33P	64.00	66.50
4x14P	26.00	28.50	4x34P	66.00	68.50
4x15P	28.00	30.50	4x35P	68.00	70.50
4x16P	30.00	32.50	4x36P	70.00	72.50
4x17P	32.00	34.50	4x37P	72.00	74.50
4x18P	34.00	36.50	4x38P	74.00	76.50
4x19P	36.00	38.50	4x39P	76.00	78.50
4x20P	38.00	40.50	4x40P	78.00	80.50
4x21P	40.00	42.50			

Unit: mm

A2005HWVA-4xXP

2.00mm Pitch 180° Four Row Female Header

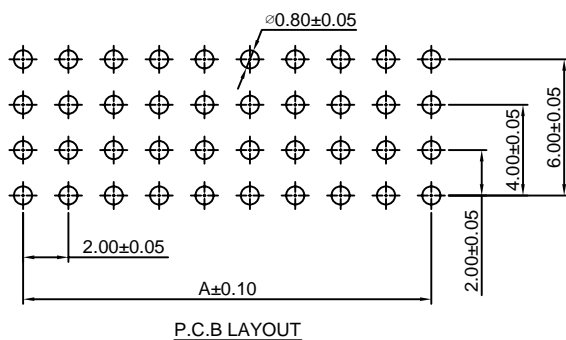
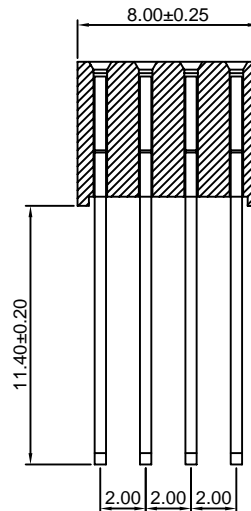
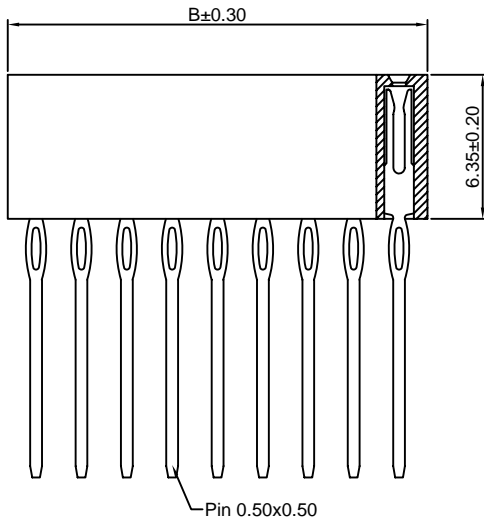
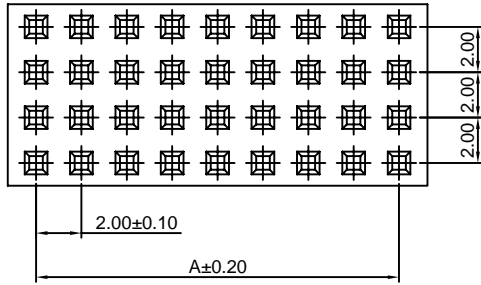
Reference Informations:

- *Material: Pin: Phosphor Bronze/Gold over Nickel
Insulator: PBT, UL94V-0
- *Mates with CJT A2005 series Four Row Pin Header
- *Color: Black

Ordering Information:

A2005HWVA-4xXP - *** - ***
1 2 3

- Part No.
- Material:
(Blank): PBT, UL94V-0
6T: Nylon 6T, UL94V-0
GWT: Nylon 6T, UL94V-0, GWT 750 °C
- Finish:
(blank): Gold-flash
G15: 15µin (0.38µm) MIN. Select Gold (Mating Area)
100µin (2.54µm) MIN. Select Tin
G30: 30µin (0.76µm) MIN. Select Gold (Mating Area)
100µin (2.54µm) MIN. Select Tin
T: Tin over Nickel



Ordering Information & Dimensions:

PART NO.	Dimensions		PART NO.	Dimensions	
	A	B		A	B
4x2P	2.00	4.50	4x22P	42.00	44.50
4x3P	4.00	6.50	4x23P	44.00	46.50
4x4P	6.00	8.50	4x24P	46.00	48.50
4x5P	8.00	10.50	4x25P	48.00	50.50
4x6P	10.00	12.50	4x26P	50.00	52.50
4x7P	12.00	14.50	4x27P	52.00	54.50
4x8P	14.00	16.50	4x28P	54.00	56.50
4x9P	16.00	18.50	4x29P	56.00	58.50
4x10P	18.00	20.50	4x30P	58.00	60.50
4x11P	20.00	22.50	4x31P	60.00	62.50
4x12P	22.00	24.50	4x32P	62.00	64.50
4x13P	24.00	26.50	4x33P	64.00	66.50
4x14P	26.00	28.50	4x34P	66.00	68.50
4x15P	28.00	30.50	4x35P	68.00	70.50
4x16P	30.00	32.50	4x36P	70.00	72.50
4x17P	32.00	34.50	4x37P	72.00	74.50
4x18P	34.00	36.50	4x38P	74.00	76.50
4x19P	36.00	38.50	4x39P	76.00	78.50
4x20P	38.00	40.50	4x40P	78.00	80.50
4x21P	40.00	42.50			

Unit: mm

A2005HWV-4xXP-H

2.00mm Pitch 180° Four Row Female Header

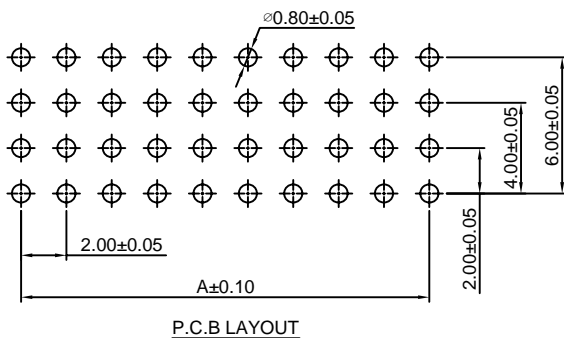
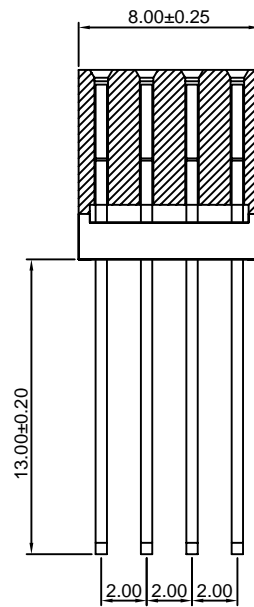
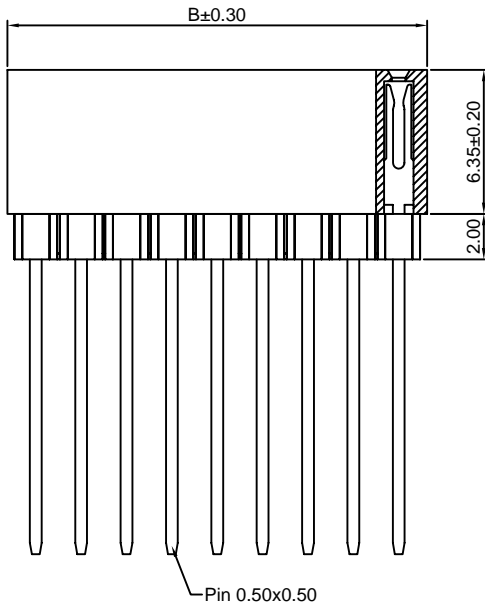
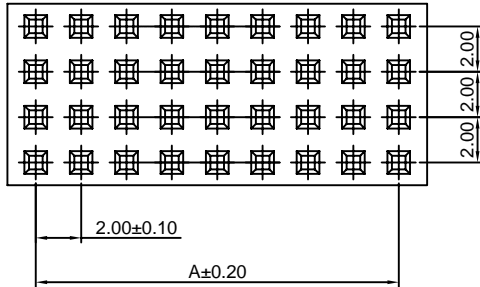
Reference Informations:

- *Material: Pin: Phosphor Bronze/Gold over Nickel
Insulator: PBT, UL94V-0
- *Mates with CJT A2005 series Four Row Pin Header
- *Color: Black

Ordering Information:

A2005HWV-4xXP-H - *** - ***
1 2 3

- Part No.
- Material:
(Blank): PBT, UL94V-0
6T: Nylon 6T, UL94V-0
GWT: Nylon 6T, UL94V-0, GWT 750 °C
- Finish:
(blank): Gold-flash
G15: 15µin (0.38µm) MIN. Select Gold (Mating Area)
100µin (2.54µm) MIN. Select Tin
G30: 30µin (0.76µm) MIN. Select Gold (Mating Area)
100µin (2.54µm) MIN. Select Tin
T: Tin over Nickel



Ordering Information & Dimensions:

PART NO.	Dimensions		PART NO.	Dimensions	
	A	B		A	B
4x2P	2.00	4.50	4x22P	42.00	44.50
4x3P	4.00	6.50	4x23P	44.00	46.50
4x4P	6.00	8.50	4x24P	46.00	48.50
4x5P	8.00	10.50	4x25P	48.00	50.50
4x6P	10.00	12.50	4x26P	50.00	52.50
4x7P	12.00	14.50	4x27P	52.00	54.50
4x8P	14.00	16.50	4x28P	54.00	56.50
4x9P	16.00	18.50	4x29P	56.00	58.50
4x10P	18.00	20.50	4x30P	58.00	60.50
4x11P	20.00	22.50	4x31P	60.00	62.50
4x12P	22.00	24.50	4x32P	62.00	64.50
4x13P	24.00	26.50	4x33P	64.00	66.50
4x14P	26.00	28.50	4x34P	66.00	68.50
4x15P	28.00	30.50	4x35P	68.00	70.50
4x16P	30.00	32.50	4x36P	70.00	72.50
4x17P	32.00	34.50	4x37P	72.00	74.50
4x18P	34.00	36.50	4x38P	74.00	76.50
4x19P	36.00	38.50	4x39P	76.00	78.50
4x20P	38.00	40.50	4x40P	78.00	80.50
4x21P	40.00	42.50			

Unit: mm

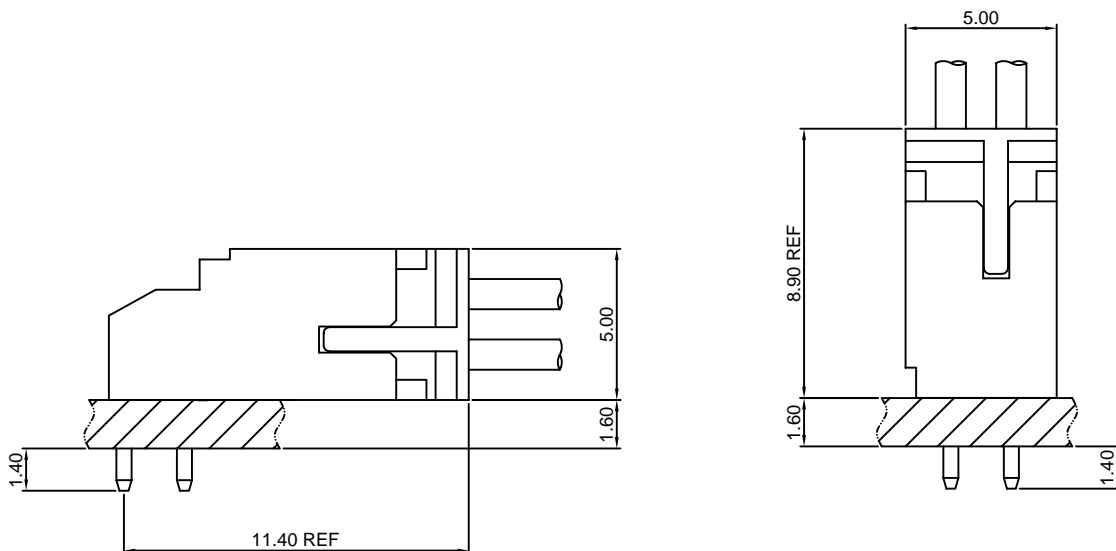
Specifications

- Current rating:3A AC,DC
- Voltage rating:250V AC,DC
- Temperature range:-40°C~+105°C
- Contact resistance:10mΩMax.
- Insulation resistance:1000MΩMin.
- Withstanding voltage:800V AC/minute
- *Compliant with RoHS and REACH*
- *Meet the HF/Halogen Free,need to customize*
- *Contact CJT for details*

Standards



Assembly layout

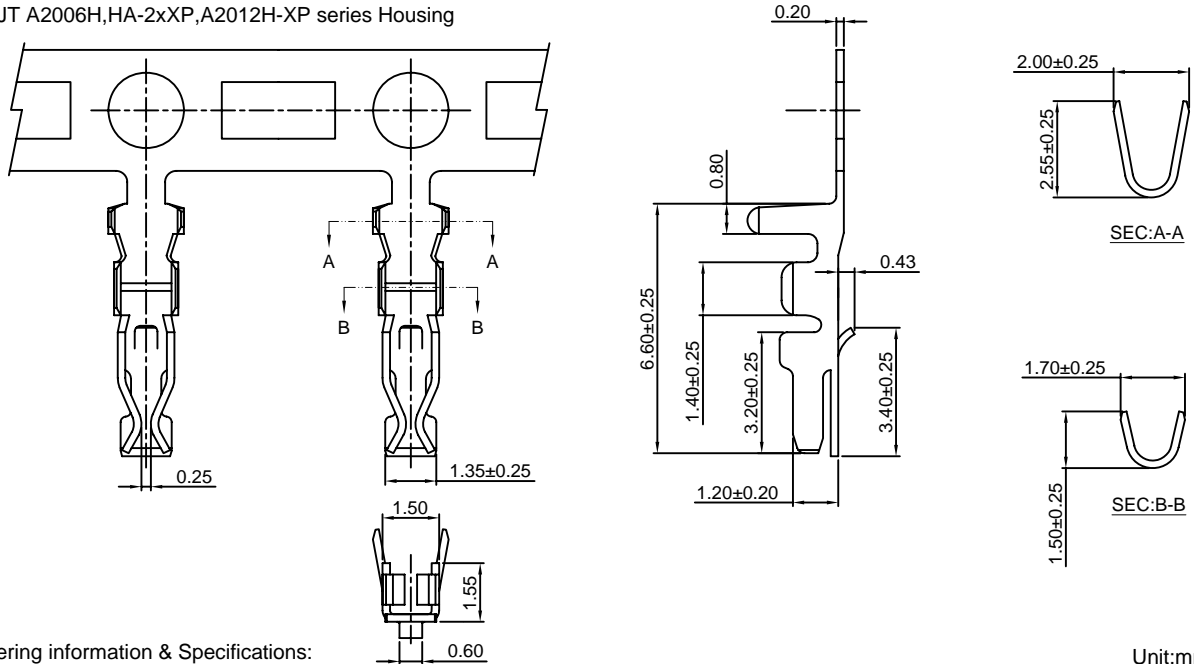


A2006-T

2.00mm pitch Crimp Terminal

Reference Informations:

*Used in CJT A2006H,HA-2xXP,A2012H-XP series Housing



Ordering information & Specifications:

Unit:mm

Part NO.	Wire Range	Insulation O.D.	Material	Finish	Qty/reel
A2006-TP	AWG#22-#28	1.50mm(max)	Phosphor Bronze	Tin over Nickel	10,000 PCS
A2006-GP	AWG#22-#28	1.50mm(max)	Phosphor Bronze	Gold over flash	10,000 PCS

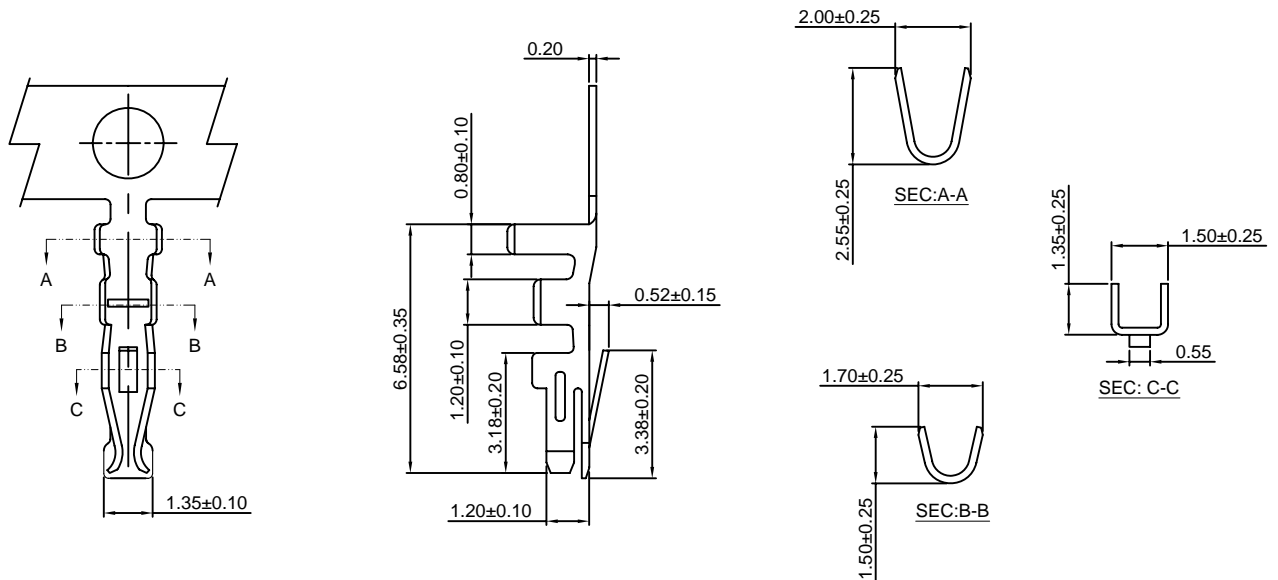
Optional Gold plating available but MOQ requested

A2006-T-B

2.00mm pitch Crimp Terminal

Reference Informations:

*Used in CJT A2006HB-2xXP series Housing



Ordering information & Specifications:

Unit:mm

Part NO.	Wire Range	Insulation O.D.	Material	Finish	Qty/reel
A2006-TP-B	AWG#22-#28	1.50mm(max)	Phosphor Bronze	Tin over Nickel	10,000 PCS
A2006-GP-B	AWG#22-#28	1.50mm(max)	Phosphor Bronze	Gold over flash	10,000 PCS

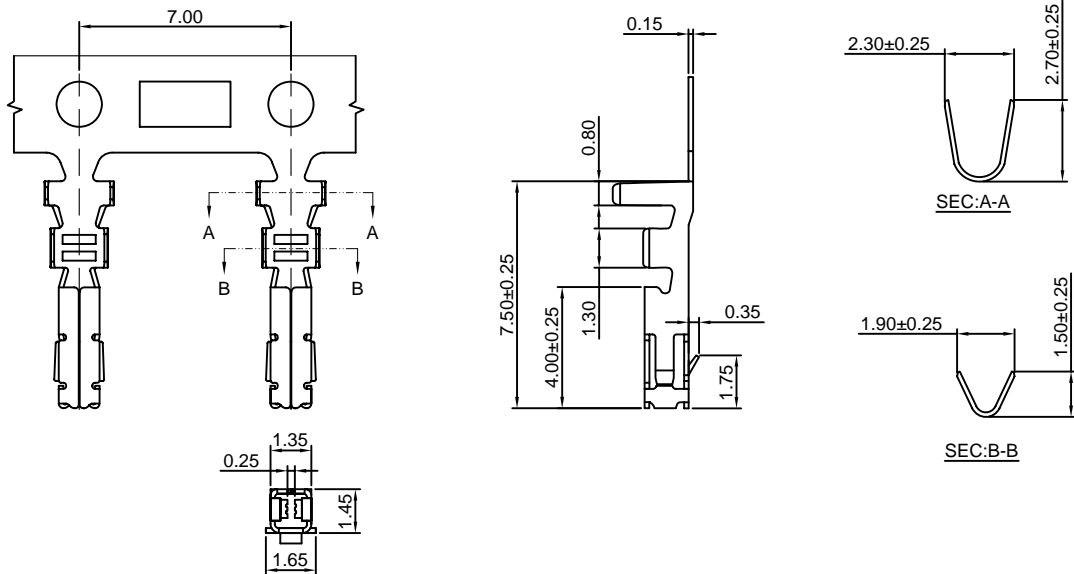
Optional Gold plating available but MOQ requested

A2006-T-U

2.00mm pitch Crimp Terminal

Reference Informations:

*Used in CJT A2006HU-2xXP series Housing



Ordering information & Specifications:

Unit:mm

Part NO.	Wire Range	Insulation O.D.	Material	Finish	Qty/reel
A2006-TP-U	AWG#22-#28	1.50mm(max)	Phosphor Bronze	Tin over Nickel	10,000 PCS
A2006-GP-U	AWG#22-#28	1.50mm(max)	Phosphor Bronze	Gold over flash	10,000 PCS

Optional Gold plating available but MOQ requested

A2006H-2xXP

2.00mm pitch Dual Row Housing

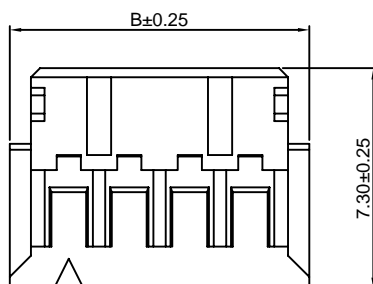
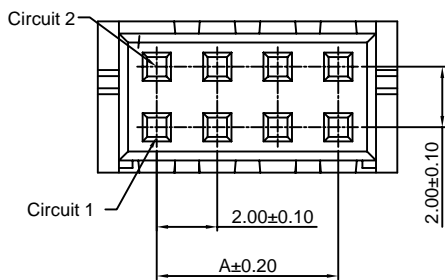
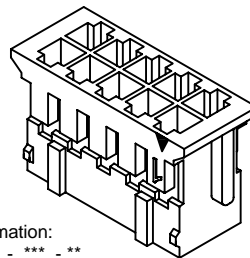
Reference Informations:

*Material:Nylon 66,UL94V-0

*Suitable CJT A2006-T series Terminal

*Mates with CJT A2006WV,WR,WV-S,WV-S-F-2xXP series Dual Row Wafer

*Color:White



Ordering Information:

A2006H-2xXP - *** - **
1 2 3

1.Part No.

2.Material:

(Blank):Nylon 66,UL94V-0

GWT:Nylon 66,UL94V-0,GWT 750 °C

3.Color:

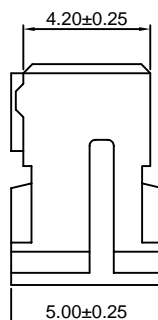
(Blank):White

BK:Black

RD:Red

YL:Yellow

BL:Blue



Ordering Information & Dimensions:

PART NO.	Dimensions	
	A	B
2x2P	2.00	5.90
2x3P	4.00	7.90
2x4P	6.00	9.90
2x5P	8.00	11.90
2x6P	10.00	13.90
2x7P	12.00	15.90
2x8P	14.00	17.90
2x9P	16.00	19.90
2x10P	18.00	21.90
2x11P	20.00	23.90
2x12P	22.00	25.90
2x13P	24.00	27.90
2x14P	26.00	29.90
2x15P	28.00	31.90
2x16P	30.00	33.90
2x17P	32.00	35.90
2x18P	34.00	37.90
2x19P	36.00	39.90
2x20P	38.00	41.90
2x21P	40.00	43.90
2x22P	42.00	45.90
2x23P	44.00	47.90
2x24P	46.00	49.90
2x25P	48.00	51.90

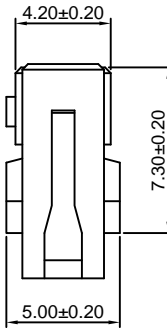
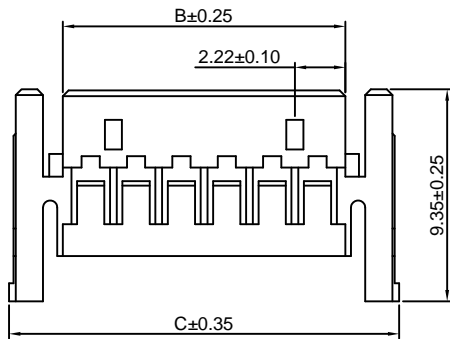
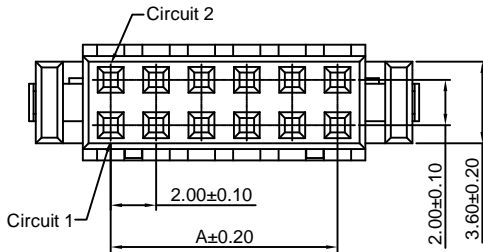
Unit: mm

A2006HA-2xXP

2.00mm pitch Dual Row Housing

Reference Informations:

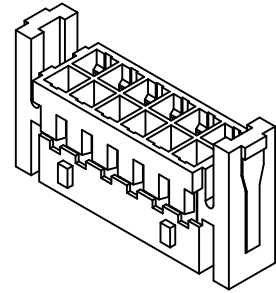
- *Material:Nylon 66,UL94V-0
- *Suitable CJT A2006-T series Terminal
- *Mates with CJT A2006WVA,WRA-2xXP series Dual Row Wafer
- *Color:White



Ordering Information:

A2006HA-2xXP - *** - **
 1 2 3

- 1.Part No.
- 2.Material:
 (Blank):Nylon 66,UL94V-0
 GWT:Nylon 66,UL94V-0,GWT 750 °C
- 3.Color:
 (Blank):White
 BK:Black
 RD:Red
 YL:Yellow
 BL:Blue



Ordering Information & Dimensions:

PART NO.	Dimensions		
	A	B	C
2x3P	4.00	6.45	11.60
2x4P	6.00	8.45	13.60
2x5P	8.00	10.45	15.60
2x6P	10.00	12.45	17.60
2x7P	12.00	14.45	19.60
2x8P	14.00	16.45	21.60
2x9P	16.00	18.45	23.60
2x10P	18.00	20.45	25.60
2x11P	20.00	22.45	27.60
2x12P	22.00	24.45	29.60
2x13P	24.00	26.45	31.60
2x14P	26.00	28.45	33.60
2x15P	28.00	30.45	35.60
2x16P	30.00	32.45	37.60
2x17P	32.00	34.45	39.60
2x18P	34.00	36.45	41.60
2x19P	36.00	38.45	43.60
2x20P	38.00	40.45	45.60

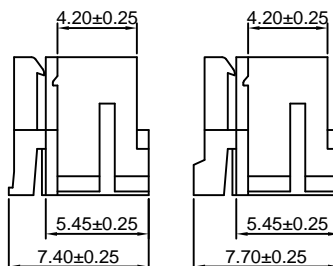
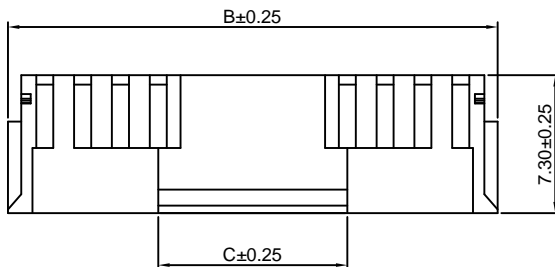
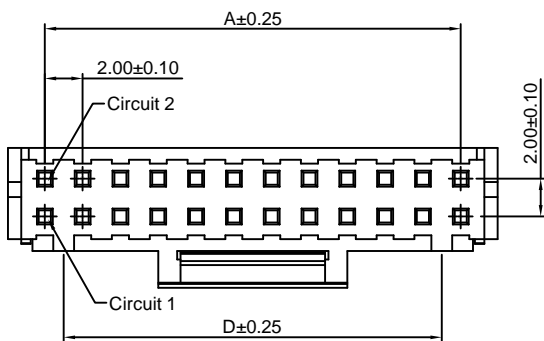
Unit: mm

A2006HB-2xXP

2.00mm pitch Dual Row Housing

Reference Informations:

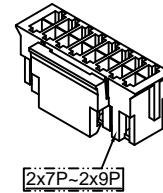
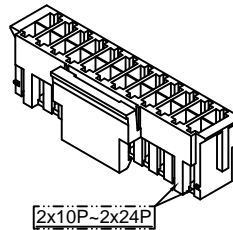
- *Material:Nylon 66,UL94V-0
- *Suitable CJT A2006-T-B series Terminal
- *Mates with CJT A2006WVB ,WRB-2xXP series Dual Row Wafer
- *Color:White



Ordering Information:

A2006HB-2xXP - *** - **
 1 2 3

- 1.Part No.
- 2.Material:
 (Blank):Nylon 66,UL94V-0
 GWT:Nylon 66,UL94V-0,GWT 750 °C
- 3.Color:
 (Blank):White
 BK:Black
 RD:Red
 YL:Yellow
 BL:Blue



Ordering Information & Dimensions:

PART NO.	Dimensions			
	A	B	C	D
2x3P	4.00	7.90	5.25	----
2x4P	6.00	9.90	7.35	----
2x5P	8.00	11.90	9.35	----
2x6P	10.00	13.90	10.00	----
2x7P	12.00	15.90	10.00	12.00
2x8P	14.00	17.90	10.00	14.00
2x9P	16.00	19.90	10.00	16.00
2x10P	18.00	21.90	10.00	18.00
2x11P	20.00	23.90	10.00	20.00
2x12P	22.00	25.90	10.00	22.00
2x13P	24.00	27.90	10.00	24.00
2x14P	26.00	29.90	10.00	26.00
2x15P	28.00	31.90	10.00	28.00
2x16P	30.00	33.90	10.00	30.00
2x17P	32.00	35.90	10.00	32.00
2x18P	34.00	37.90	10.00	34.00
2x19P	36.00	39.90	10.00	36.00
2x20P	38.00	41.90	15.00	38.00
2x21P	40.00	43.90	10.00	40.00
2x22P	42.00	45.90	10.00	42.00
2x23P	44.00	47.90	10.00	44.00
2x24P	46.00	49.90	10.00	46.00

Unit: mm

A2006HU-2xXP

2.00mm pitch Dual Row Housing

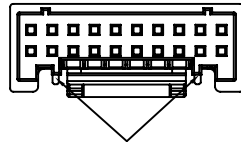
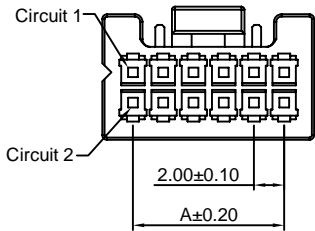
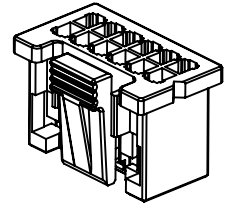
Reference Informations:

- *Material:Nylon 66,UL94V-0
- *Suitable CJT A2006-T-U series Terminal
- *Mates with CJT A2006WVU,WRU-2xXP series Dual Row Wafer
- *Color:Natural

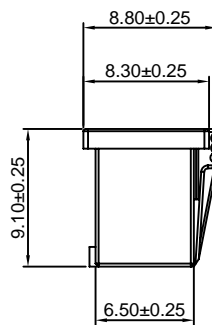
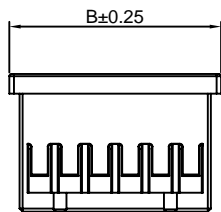
Ordering Information:

A2006HU-2xXP - *** - **
 1 2 3

- 1.Part No.
- 2.Material:
 (Blank):Nylon 66,UL94V-0
 GWT:Nylon 66,UL94V-0,GWT 750 °C
- 3.Color:
 (Blank):Natural
 BK:Black
 RD:Red
 YL:Yellow
 BL:Blue



2x4P~2x7P Without Guide bulge
 2x8P~2x20P With Guide bulge



Ordering Information & Dimensions:

PART NO.	Dimensions	
	A	B
2x4P	6.00	10.00
2x5P	8.00	12.00
2x6P	10.00	14.00
2x7P	12.00	16.00
2x8P	14.00	18.00
2x9P	16.00	20.00
2x10P	18.00	22.00
2x11P	20.00	24.00
2x12P	22.00	26.00
2x13P	24.00	28.00
2x14P	26.00	30.00
2x15P	28.00	32.00
2x16P	30.00	34.00
2x17P	32.00	36.00
2x18P	34.00	38.00
2x19P	36.00	40.00
2x20P	38.00	42.00

Unit: mm

A2006WV-2xXP

2.00mm pitch 180° Dual Row Wafer

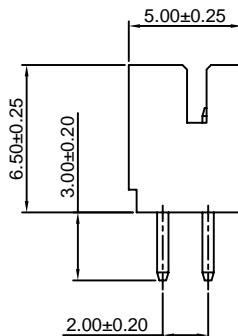
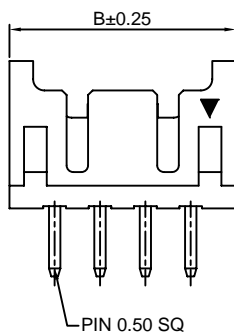
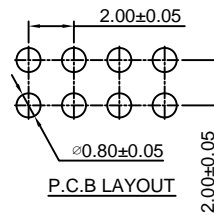
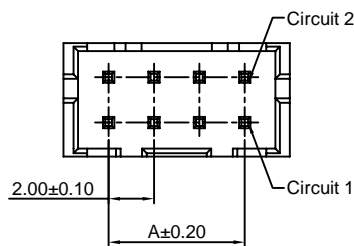
Reference Informations:

- *Material:Pin:Brass/Tin over Nickel
 Insulator:Nylon 66,UL94V-0
- *Mates with CJT A2006H-2xXP,A2009H-2xXP series Dual Row Housing
- *Color:Ivory

Ordering Information:

A2006WV-2xXP - *** - ** - **
 1 2 3 4

- 1.Part No.
- 2.Material:
 (Blank):Nylon 66,UL94V-0
 GWT:Nylon 66,UL94V-0,GWT 750 °C
- 3.Color:
 (Blank):Ivory
 BK:Black
 RD:Red
 YL:Yellow
 BL:Blue
- 4.Finish:
 (Blank):Tin over Nickel
 G:Gold over Nickel



Ordering Information & Dimensions:

PART NO.	Dimensions	
	A	B
2x2P	2.00	5.90
2x3P	4.00	7.90
2x4P	6.00	9.90
2x5P	8.00	11.90
2x6P	10.00	13.90
2x7P	12.00	15.90
2x8P	14.00	17.90
2x9P	16.00	19.90
2x10P	18.00	21.90
2x11P	20.00	23.90
2x12P	22.00	25.90
2x13P	24.00	27.90
2x14P	26.00	29.90
2x15P	28.00	31.90
2x16P	30.00	33.90
2x17P	32.00	35.90
2x18P	34.00	37.90
2x19P	36.00	39.90
2x20P	38.00	41.90
2x21P	40.00	43.90
2x22P	42.00	45.90
2x23P	44.00	47.90
2x24P	46.00	49.90
2x25P	48.00	51.90

Unit: mm

A2006WR-2xXP

2.00mm pitch 90° Dual Row Wafer

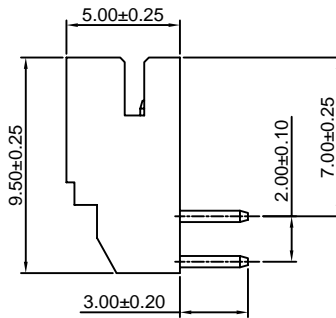
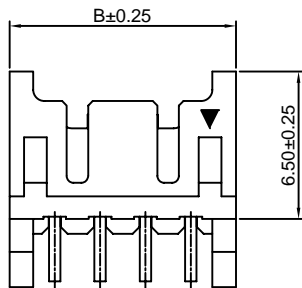
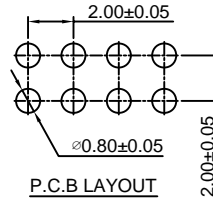
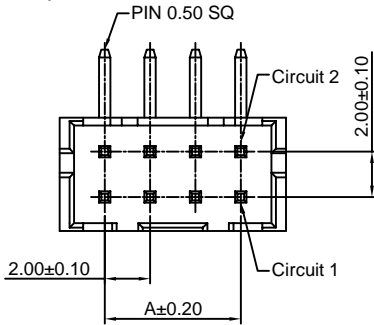
Reference Informations:

- *Material: Pin: Brass/Tin over Nickel
Insulator: Nylon 66, UL94V-0
- *Mates with CJT A2006H-2xXP, A2009H-2xXP series Dual Row Housing
- *Color: Ivory

Ordering Information:

A2006WR-2xXP - ^{***}/₁ - ^{**}/₂ - ^{**}/₃ - ^{**}/₄

1. Part No.
2. Material:
(Blank): Nylon 66, UL94V-0
GWT: Nylon 66, UL94V-0, GWT 750 °C
3. Color:
(Blank): Ivory
BK: Black
RD: Red
YL: Yellow
BL: Blue
4. Finish:
(Blank): Tin over Nickel
G: Gold over Nickel



Ordering Information & Dimensions:

PART NO.	Dimensions	
	A	B
2x2P	2.00	5.90
2x3P	4.00	7.90
2x4P	6.00	9.90
2x5P	8.00	11.90
2x6P	10.00	13.90
2x7P	12.00	15.90
2x8P	14.00	17.90
2x9P	16.00	19.90
2x10P	18.00	21.90
2x11P	20.00	23.90
2x12P	22.00	25.90
2x13P	24.00	27.90
2x14P	26.00	29.90
2x15P	28.00	31.90
2x16P	30.00	33.90
2x17P	32.00	35.90
2x18P	34.00	37.90
2x19P	36.00	39.90
2x20P	38.00	41.90
2x21P	40.00	43.90
2x22P	42.00	45.90
2x23P	44.00	47.90
2x24P	46.00	49.90
2x25P	48.00	51.90

Unit: mm

A2006WVA-2xXP

2.00mm pitch 180° Dual Row Wafer

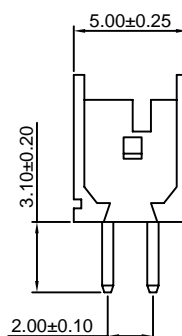
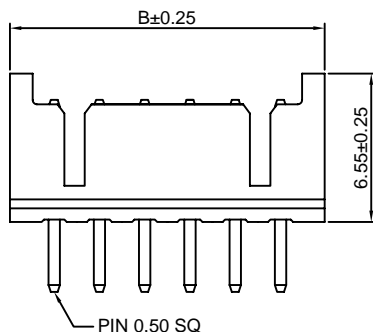
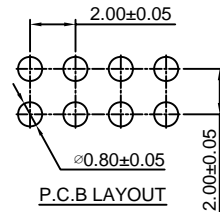
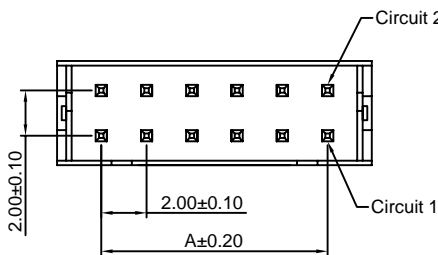
Reference Informations:

- *Material: Pin: Brass/Tin over Nickel
Insulator: Nylon 66, UL94V-0
- *Mates with CJT A2006HA-2xXP series Dual Row Housing
- *Color: Ivory

Ordering Information:

A2006WVA-2xXP - ^{***}/₁ - ^{**}/₂ - ^{**}/₃ - ^{**}/₄

1. Part No.
2. Material:
(Blank): Nylon 66, UL94V-0
GWT: Nylon 66, UL94V-0, GWT 750 °C
3. Color:
(Blank): Ivory
BK: Black
RD: Red
YL: Yellow
BL: Blue
4. Finish:
(Blank): Tin over Nickel
G: Gold over Nickel



Ordering Information & Dimensions:

PART NO.	Dimensions	
	A	B
2x2P	2.00	8.00
2x3P	4.00	10.00
2x4P	6.00	12.00
2x5P	8.00	14.00
2x6P	10.00	16.00
2x7P	12.00	18.00
2x8P	14.00	20.00
2x9P	16.00	22.00
2x10P	18.00	24.00
2x11P	20.00	26.00
2x12P	22.00	28.00
2x13P	24.00	30.00
2x14P	26.00	32.00
2x15P	28.00	34.00
2x16P	30.00	36.00
2x17P	32.00	38.00
2x18P	34.00	40.00
2x19P	36.00	42.00
2x20P	38.00	44.00

Unit: mm

A2006WRA-2xXP

2.00mm pitch 90° Dual Row Wafer

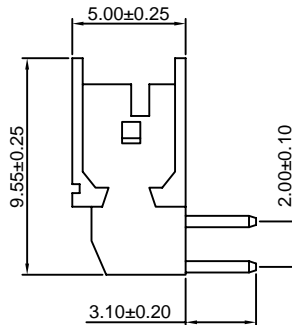
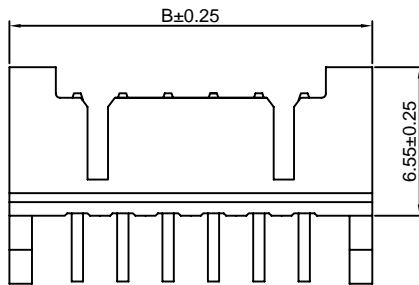
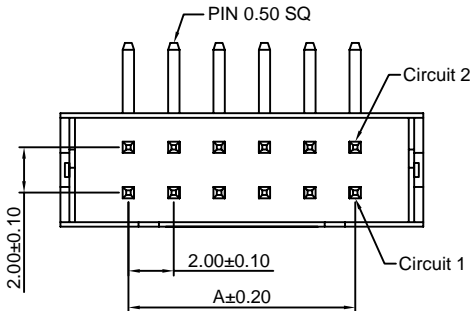
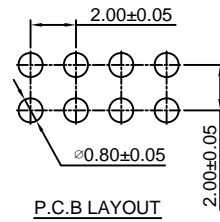
Reference Informations:

- *Material: Pin: Brass/Tin over Nickel
Insulator: Nylon 66, UL94V-0
- *Mates with CJT A2006HA-2xXP series Dual Row Housing
- *Color: Ivory

Ordering Information:

A2006WRA-2xXP - *** - ** - **
1 2 3 4

1. Part No.
2. Material:
(Blank): Nylon 66, UL94V-0
GWT: Nylon 66, UL94V-0, GWT 750°C
3. Color:
(Blank): Ivory
BK: Black
RD: Red
YL: Yellow
BL: Blue
4. Finish:
(Blank): Tin over Nickel
G: Gold over Nickel



Ordering Information & Dimensions:

PART NO.	Dimensions	
	A	B
2x2P	2.00	8.00
2x3P	4.00	10.00
2x4P	6.00	12.00
2x5P	8.00	14.00
2x6P	10.00	16.00
2x7P	12.00	18.00
2x8P	14.00	20.00
2x9P	16.00	22.00
2x10P	18.00	24.00
2x11P	20.00	26.00
2x12P	22.00	28.00
2x13P	24.00	30.00
2x14P	26.00	32.00
2x15P	28.00	34.00
2x16P	30.00	36.00
2x17P	32.00	38.00
2x18P	34.00	40.00
2x19P	36.00	42.00
2x20P	38.00	44.00

Unit: mm

A2006WV-S-2xXP

2.00mm pitch 180° Dual Row Wafer - SMT TYPE

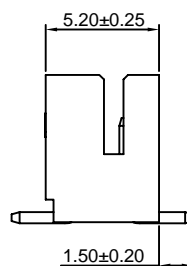
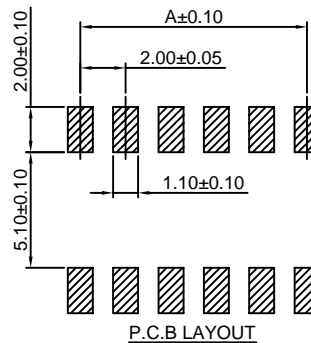
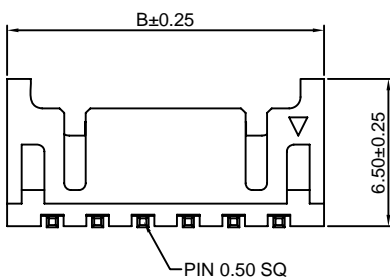
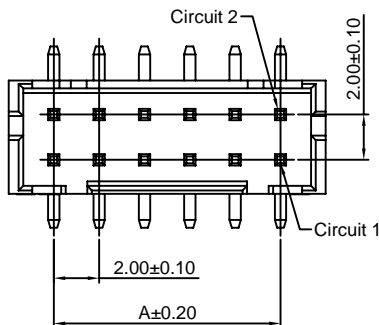
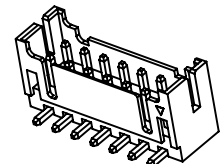
Reference Informations:

- *Material: Pin: Brass/Tin over Nickel
Insulator: Nylon 6T, UL94V-0
- *Mates with CJT A2006H-2xXP, A2009H-2xXP series Dual Row Housing
- *Color: Ivory

Ordering Information:

A2006WV-S-2xXP - *** - ** - **
1 2 3 4

1. Part No.
2. Material:
(Blank): Nylon 6T, UL94V-0
GWT: Nylon 6T, UL94V-0, GWT 750°C
3. Color:
(Blank): Ivory
BK: Black
RD: Red
YL: Yellow
BL: Blue
4. Finish:
(Blank): Tin over Nickel
G: Gold over Nickel



Ordering Information & Dimensions:

PART NO.	Dimensions	
	A	B
2x2P	2.00	6.00
2x3P	4.00	8.00
2x4P	6.00	10.00
2x5P	8.00	12.00
2x6P	10.00	14.00
2x7P	12.00	16.00
2x8P	14.00	18.00
2x9P	16.00	20.00
2x10P	18.00	22.00
2x11P	20.00	24.00
2x12P	22.00	26.00
2x13P	24.00	28.00
2x14P	26.00	30.00
2x15P	28.00	32.00
2x16P	30.00	34.00
2x17P	32.00	36.00
2x18P	34.00	38.00
2x19P	36.00	40.00
2x20P	38.00	42.00
2x21P	40.00	44.00
2x22P	42.00	46.00
2x23P	44.00	48.00
2x24P	46.00	50.00
2x25P	48.00	52.00

Unit: mm

A2006WV-S-F-2xXP

2.00mm pitch 180° Dual Row Wafer - SMT TYPE

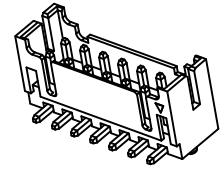
Reference Informations:

- *Material: Pin: Brass/Tin over Nickel
Insulator: Nylon 6T, UL94V-0
- *Mates with CJT A2006H-2xXP, A2009H-2xXP series Dual Row Housing
- *Color: Ivory

Ordering Information:

A2006WV-S-F-2xXP - $\frac{***}{1} - \frac{**}{2} - \frac{**}{3} - \frac{**}{4}$

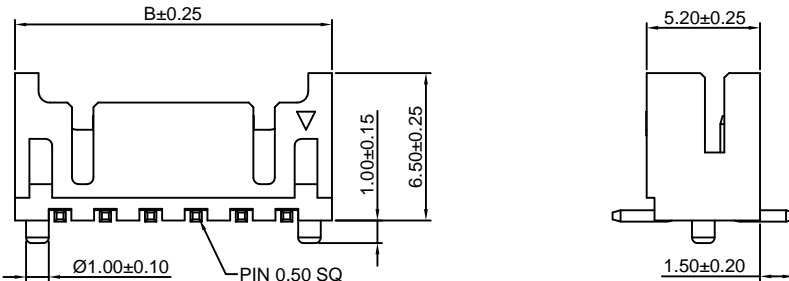
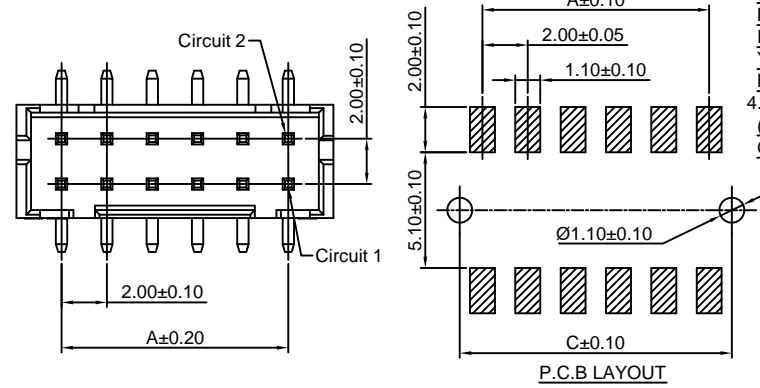
1. Part No.
2. Material:
(Blank): Nylon 6T, UL94V-0
GWT: Nylon 6T, UL94V-0, GWT 750 °C
3. Color:
(Blank): Ivory
BK: Black
RD: Red
YL: Yellow
BL: Blue
4. Finish:
(Blank): Tin over Nickel
G: Gold over Nickel



Ordering Information & Dimensions:

PART NO.	Dimensions		
	A	B	C
2x2P	2.00	6.00	4.00
2x3P	4.00	8.00	6.00
2x4P	6.00	10.00	8.00
2x5P	8.00	12.00	10.00
2x6P	10.00	14.00	12.00
2x7P	12.00	16.00	14.00
2x8P	14.00	18.00	16.00
2x9P	16.00	20.00	18.00
2x10P	18.00	22.00	20.00
2x11P	20.00	24.00	22.00
2x12P	22.00	26.00	24.00
2x13P	24.00	28.00	26.00
2x14P	26.00	30.00	28.00
2x15P	28.00	32.00	30.00
2x16P	30.00	34.00	32.00
2x17P	32.00	36.00	34.00
2x18P	34.00	38.00	36.00
2x19P	36.00	40.00	38.00
2x20P	38.00	42.00	40.00
2x21P	40.00	44.00	42.00
2x22P	42.00	46.00	44.00
2x23P	44.00	48.00	46.00
2x24P	46.00	50.00	48.00
2x25P	48.00	52.00	50.00

Unit: mm



A2006WVB-2xXP

2.00mm pitch 180° Dual Row Wafer

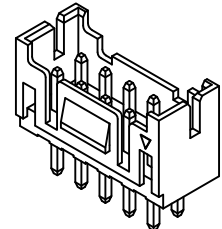
Reference Informations:

- *Material: Pin: Brass/Tin over Nickel
Insulator: Nylon 66, UL94V-0
- *Mates with CJT A2006HB-2xXP series Dual Row Housing
- *Color: White

Ordering Information:

A2006WVB-2xXP - $\frac{***}{1} - \frac{**}{2} - \frac{**}{3} - \frac{**}{4}$

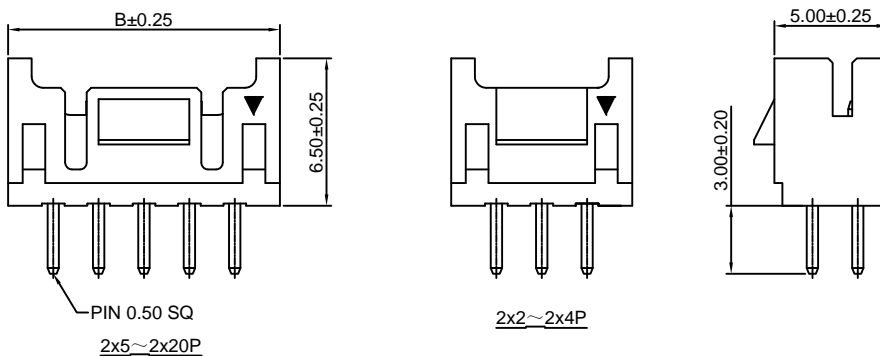
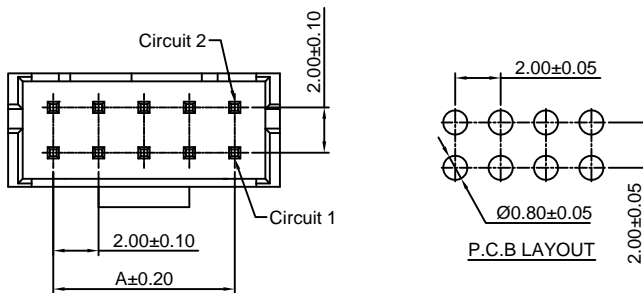
1. Part No.
2. Material:
(Blank): Nylon 66, UL94V-0
GWT: Nylon 66, UL94V-0, GWT 750 °C
3. Color:
(Blank): White
BK: Black
RD: Red
YL: Yellow
BL: Blue
4. Finish:
(Blank): Tin over Nickel
G: Gold over Nickel



Ordering Information & Dimensions:

PART NO.	Dimensions	
	A	B
2x2P	2.00	6.00
2x3P	4.00	8.00
2x4P	6.00	10.00
2x5P	8.00	12.00
2x6P	10.00	14.00
2x7P	12.00	16.00
2x8P	14.00	18.00
2x9P	16.00	20.00
2x10P	18.00	22.00
2x11P	20.00	24.00
2x12P	22.00	26.00
2x13P	24.00	28.00
2x14P	26.00	30.00
2x15P	28.00	32.00
2x16P	30.00	34.00
2x17P	32.00	36.00
2x18P	34.00	38.00
2x19P	36.00	40.00
2x20P	38.00	42.00

Unit: mm



A2006WRB-2xXP

2.00mm pitch 90° Dual Row Wafer

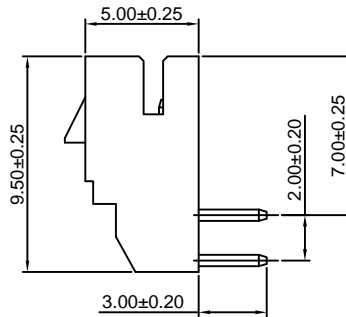
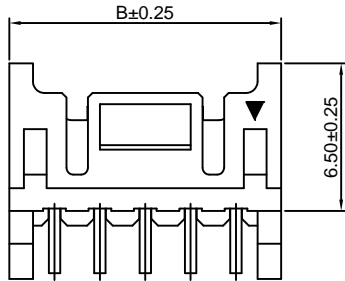
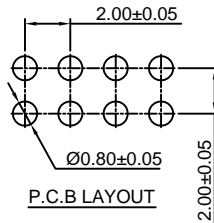
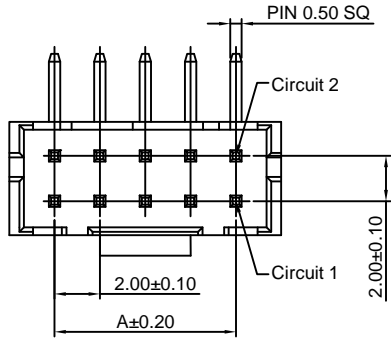
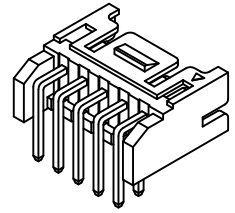
Reference Informations:

- *Material:Pin:Brass/Tin over Nickel
Insulator:Nylon 66,UL94V-0
- *Mates with CJT A2006HB-2xXP series Dual Row Housing
- *Color:White

Ordering Information:

A2006WRB-2xXP - *** - ** - **
1 2 3 4

- 1.Part No.
- 2.Material:
(Blank):Nylon 66,UL94V-0
GWT:Nylon 66,UL94V-0,GWT 750 °C
- 3.Color:
(Blank):White
BK:Black
RD:Red
YL:Yellow
BL:Blue
- 4.Finish:
(Blank):Tin over Nickel
G:Gold over Nickel



Ordering Information & Dimensions:

PART NO.	Dimensions	
	A	B
2x2P	2.00	6.00
2x3P	4.00	8.00
2x4P	6.00	10.00
2x5P	8.00	12.00
2x6P	10.00	14.00
2x7P	12.00	16.00
2x8P	14.00	18.00
2x9P	16.00	20.00
2x10P	18.00	22.00
2x11P	20.00	24.00
2x12P	22.00	26.00
2x13P	24.00	28.00
2x14P	26.00	30.00
2x15P	28.00	32.00
2x16P	30.00	34.00
2x17P	32.00	36.00
2x18P	34.00	38.00
2x19P	36.00	40.00
2x20P	38.00	42.00

Unit: mm

A2006WVU-2xXP

2.00mm pitch 180° Dual Row Wafer

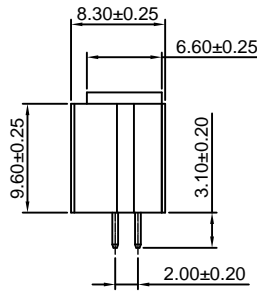
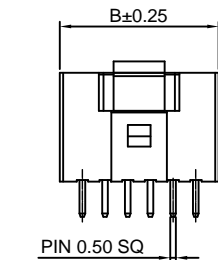
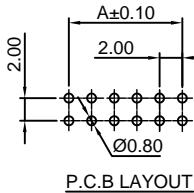
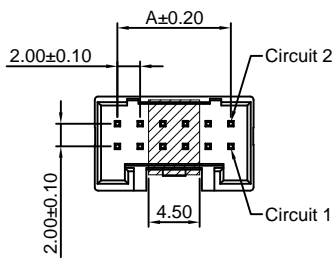
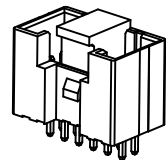
Reference Informations:

- *Material:Pin:Brass/Tin over Nickel
Insulator:PA4T,UL94V-0
- *Mates with CJT A2006HU-2xXP series Dual Row Housing
- *Color:Natural

Ordering Information:

A2006WVU-2xXP - *** - ** - **
1 2 3 4

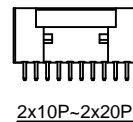
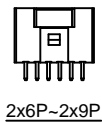
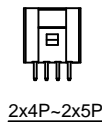
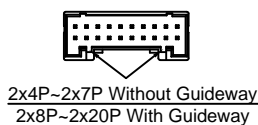
- 1.Part No.
- 2.Material:
(blank):PA4T,UL94V-0
GWT:PA4T,UL94V-0,GWT 750 °C
- 3.Color:
(Blank):Natural
BK:Black
RD:Red
YL:Yellow
BL:Blue
- 4.Finish:
(Blank):Tin over Nickel
G:Gold over Nickel



Ordering Information & Dimensions:

PART NO.	Dimensions	
	A	B
2x4P	6.00	10.00
2x5P	8.00	12.00
2x6P	10.00	14.00
2x7P	12.00	16.00
2x8P	14.00	18.00
2x9P	16.00	20.00
2x10P	18.00	22.00
2x11P	20.00	24.00
2x12P	22.00	26.00
2x13P	24.00	28.00
2x14P	26.00	30.00
2x15P	28.00	32.00
2x16P	30.00	34.00
2x17P	32.00	36.00
2x18P	34.00	38.00
2x19P	36.00	40.00
2x20P	38.00	42.00

Unit: mm



A2006WVU-F-2xXP

2.00mm pitch 180° Dual Row Wafer

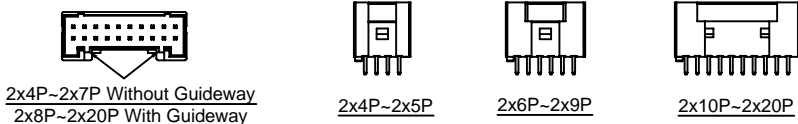
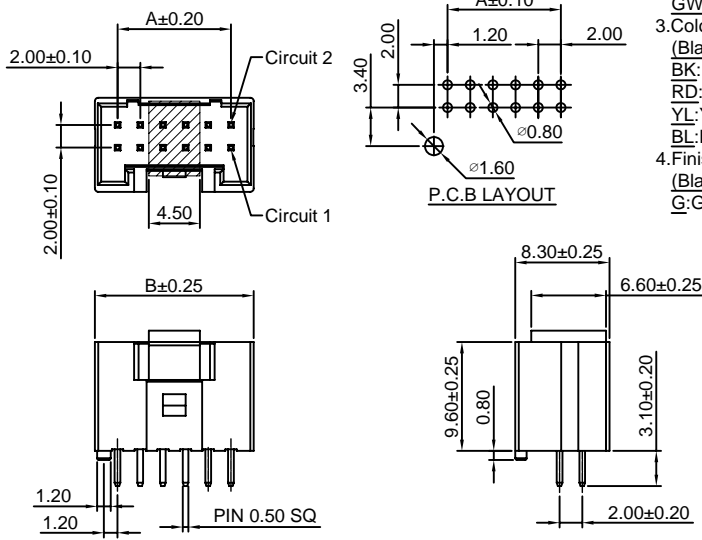
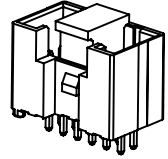
Reference Informations:

- *Material:Pin:Brass/Tin over Nickel
Insulator:PA4T,UL94V-0
- *Mates with CJT A2006HU-2xXP series Dual Row Housing
- *Color:Natural

Ordering Information:

A2006WVU-F-2xXP - ^{***} - ^{**} - ^{**}
1 2 3 4

- Part No.
- Material:
(blank):PA4T,UL94V-0
GWT:PA4T,UL94V-0,GWT 750 °C
- Color:
(Blank):Natural
BK:Black
RD:Red
YL:Yellow
BL:Blue
- Finish:
(Blank):Tin over Nickel
G:Gold over Nickel



Ordering Information & Dimensions:

PART NO.	Dimensions	
	A	B
2x4P	6.00	10.00
2x5P	8.00	12.00
2x6P	10.00	14.00
2x7P	12.00	16.00
2x8P	14.00	18.00
2x9P	16.00	20.00
2x10P	18.00	22.00
2x11P	20.00	24.00
2x12P	22.00	26.00
2x13P	24.00	28.00
2x14P	26.00	30.00
2x15P	28.00	32.00
2x16P	30.00	34.00
2x17P	32.00	36.00
2x18P	34.00	38.00
2x19P	36.00	40.00
2x20P	38.00	42.00

Unit: mm

A2006WRU-F-2xXP

2.00mm pitch 90° Dual Row Wafer

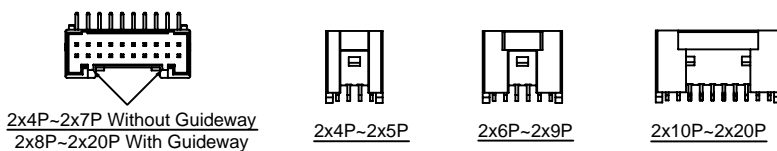
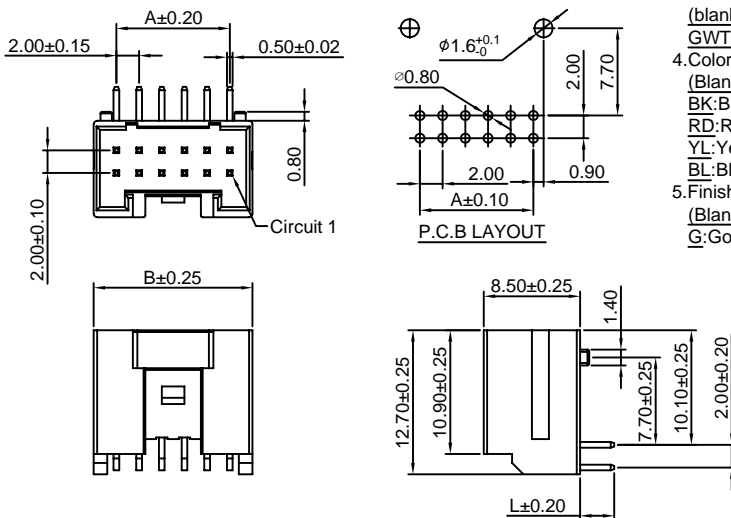
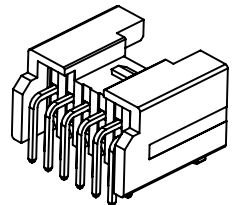
Reference Informations:

- *Material:Pin:Brass/Tin over Nickel
Insulator:PA4T,UL94V-0
- *Mates with CJT A2006HU-2xXP series Dual Row Housing
- *Color:Natural

Ordering Information:

A2006WRU-F-2xXP - ^{***} - ^{***} - ^{**} - ^{**}
1 2 3 4 5

- Part No.
- Size(L):
(blank):3.00mm
L18:1.80mm
- Material:
(blank):PA4T,UL94V-0
GWT:PA4T,UL94V-0,GWT 750 °C
- Color:
(Blank):Natural
BK:Black
RD:Red
YL:Yellow
BL:Blue
- Finish:
(Blank):Tin over Nickel
G:Gold over Nickel



Ordering Information & Dimensions:

PART NO.	Dimensions	
	A	B
2x4P	6.00	10.00
2x5P	8.00	12.00
2x6P	10.00	14.00
2x7P	12.00	16.00
2x8P	14.00	18.00
2x9P	16.00	20.00
2x10P	18.00	22.00
2x11P	20.00	24.00
2x12P	22.00	26.00
2x13P	24.00	28.00
2x14P	26.00	30.00
2x15P	28.00	32.00
2x16P	30.00	34.00
2x17P	32.00	36.00
2x18P	34.00	38.00
2x19P	36.00	40.00
2x20P	38.00	42.00

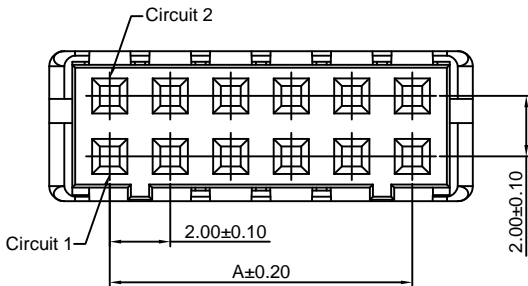
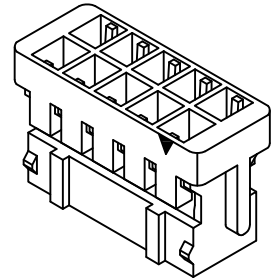
Unit: mm

A2009H-2xXP

2.00mm pitch Dual Row Housing

Reference Informations:

- *Material:Nylon 66,UL94V-0
- *Suitable CJT A2008-T series Terminal
- *Mates with CJT A2006WV,WR,WV-S,WV-S-F-2xXP series Dual Row Wafer
- *Color:Black



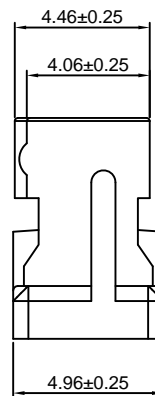
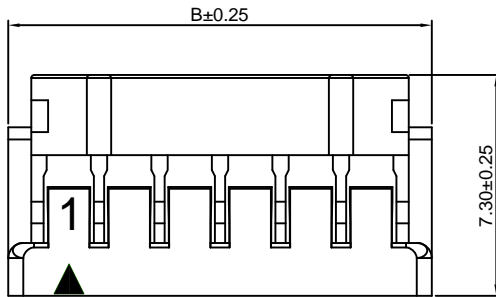
Ordering Information:
A2009H-2xXP - *** - ***
1 2 3

- 1.Part No.
- 2.Material:
(Blank):Nylon 66,UL94V-0
GWT:Nylon 66,UL94V-0,GWT 750 °C
- 3.Color:
(Blank):Black
GY:Gray
WH:White

Ordering Information & Dimensions:

PART NO.	Dimensions	
	A	B
2x2P	2.00	6.00
2x3P	4.00	8.00
2x4P	6.00	10.00
2x5P	8.00	12.00
2x6P	10.00	14.00
2x7P	12.00	16.00
2x8P	14.00	18.00
2x9P	16.00	20.00
2x10P	18.00	22.00
2x11P	20.00	24.00
2x12P	22.00	26.00
2x13P	24.00	28.00
2x14P	26.00	30.00
2x15P	28.00	32.00
2x16P	30.00	34.00
2x17P	32.00	36.00
2x18P	34.00	38.00
2x19P	36.00	40.00
2x20P	38.00	42.00

Unit: mm



A2009WV-S-2xXP

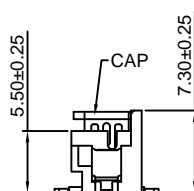
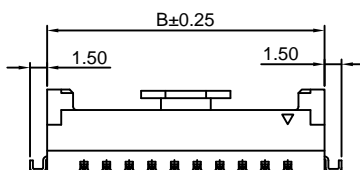
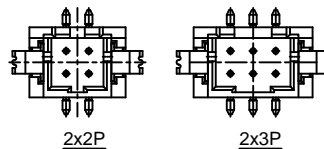
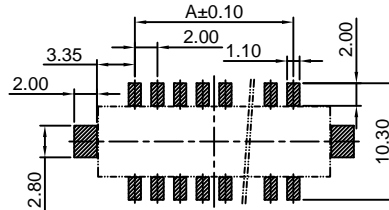
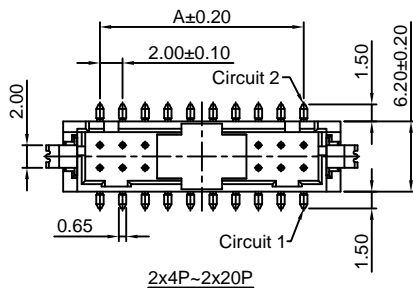
2.00mm pitch 180° Dual Row Wafer-SMT TYPE

Reference Informations:

- *Material:Pin:Brass/Tin over Nickel
Insulator:Nylon 9T,UL94V-0
Cap:Nylon 46,UL94V-0(Black)
- *Mates with CJT A2009H-2xXP series Dual Row Wafer
- *Color:Beige

Ordering Information:
A2009WV-S-2xXP - *** - **
1 2 3

- 1.Part No.
- 2.Material:
(Blank):Nylon 9T,UL94V-0
GWT:Nylon 9T,UL94V-0,GWT 750 °C
- 3.Finish:
(Blank):Tin over Nickel
G:Gold over Nickel



Ordering Information & Dimensions:

PART NO.	Dimensions	
	A	B
2x2P	2.00	8.50
2x3P	4.00	10.50
2x4P	6.00	12.50
2x5P	8.00	14.50
2x6P	10.00	16.50
2x7P	12.00	18.50
2x8P	14.00	20.50
2x9P	16.00	22.50
2x10P	18.00	24.50
2x11P	20.00	26.50
2x12P	22.00	28.50
2x13P	24.00	30.50
2x14P	26.00	32.50
2x15P	28.00	34.50
2x16P	30.00	36.50
2x17P	32.00	38.50
2x18P	34.00	40.50
2x19P	36.00	42.50
2x20P	38.00	44.50

Unit: mm

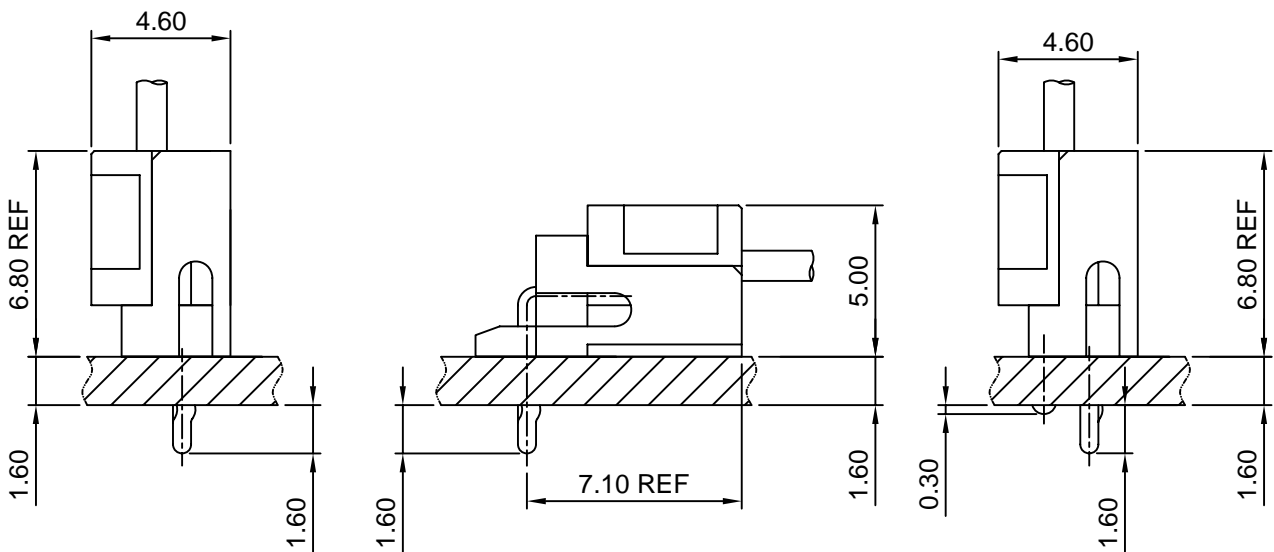
Specifications

- Current rating:4A AC,DC
- Voltage rating:125V AC,DC
- Temperature range:-40°C~+105°C
- Contact resistance:10mΩMax.
- Insulation resistance:1000MΩMin.
- Withstanding voltage:1000V AC/minute
- *Compliant with RoHS and REACH*
- *Meet the HF/Halogen Free,need to customize*
- *Contact CJT for details*

Standards



Assembly layout

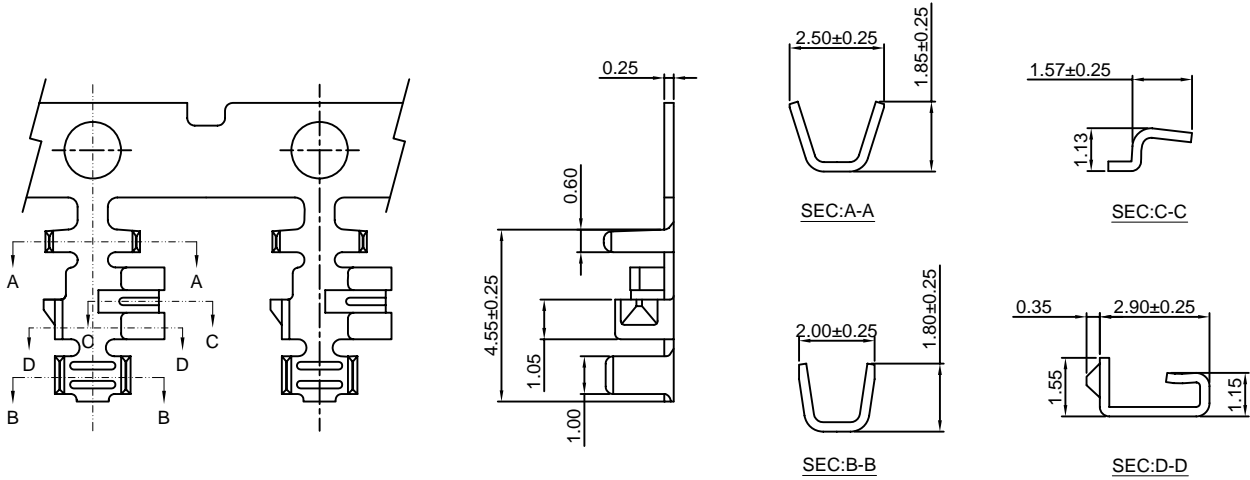


A2007-T

2.00mm pitch Crimp Terminal

Reference Informations:

*Used in CJT A2007H-XP series Housing



Ordering information & Specifications:

Unit:mm

Part NO.	Wire Range	Insulation O.D.	Material	Finish	Qty/reel
A2007-TP	AWG#22-#26	1.50mm(max)	Phosphor Bronze	Tin over Nickel	10,000 PCS
A2007-GP	AWG#22-#26	1.50mm(max)	Phosphor Bronze	Gold over Nickel	10,000 PCS

Optional Gold plating available but MOQ requested

A2007H-XP

2.00mm pitch Housing

Reference Informations:

*Material:Nylon 66,UL94V-0

*Suitable CJT A2007-T series Terminal

*Mates with CJT A2007WV,WR,WR-S,WR-S-F-XP, A2007WVD,WRD-XP series Wafer

*Color:White

Ordering Information:

A2007H-XP - *** - **
1 2 3

1.Part No.

2.Material:

(Blank):Nylon 66,UL94V-0

GWT :Nylon 66,UL94V-0 GWT 750 °C

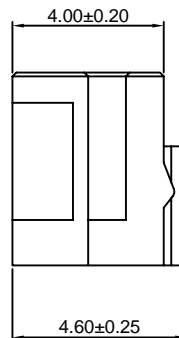
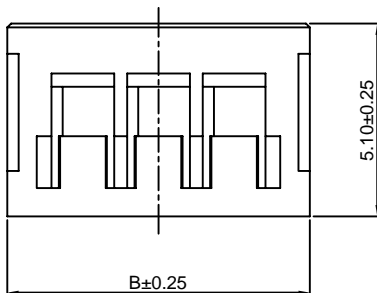
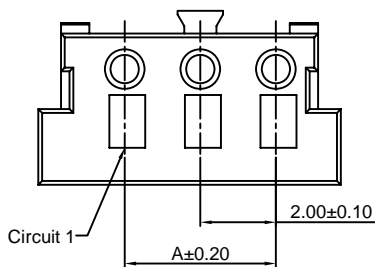
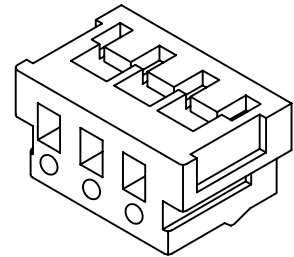
3.Color:

(Blank):White

BK:Black

BL:Blue

YL:Yellow



Ordering Information & Dimensions:

PART NO.	Dimensions	
	A	B
2P	2.00	5.60
3P	4.00	7.60
4P	6.00	9.60
5P	8.00	11.60
6P	10.00	13.60
7P	12.00	15.60
8P	14.00	17.60
9P	16.00	19.60
10P	18.00	21.60
11P	20.00	23.60
12P	22.00	25.60
13P	24.00	27.60
14P	26.00	29.60
15P	28.00	31.60

Unit: mm

A2007HD-XP

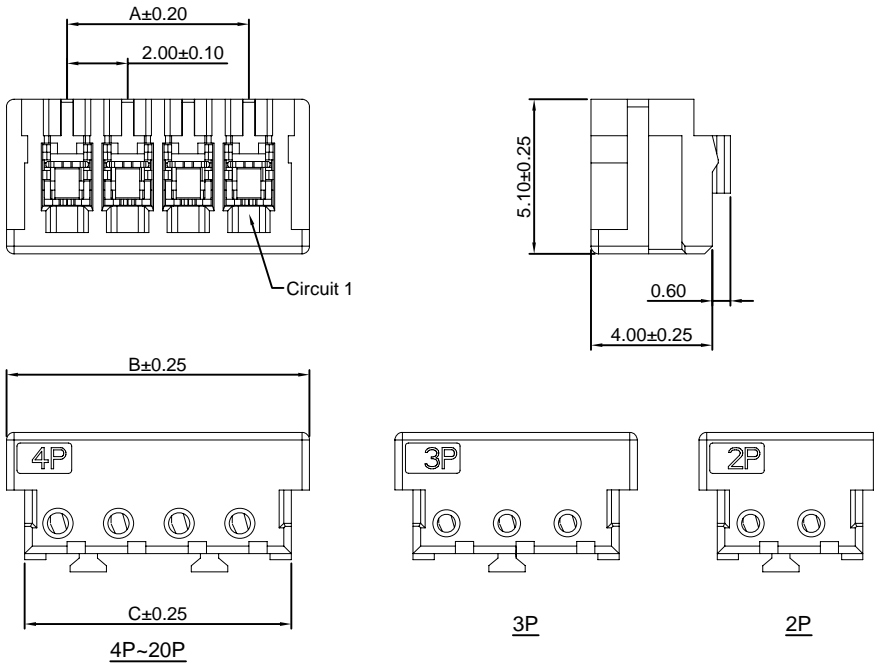
2.00mm pitch IDC Housing

Reference Informations:

- *Material:
Terminal: Phosphor Bronze/Tin over Nickel
Housing: Nylon 66, UL94V-0
- *Mates with CJT A2007WV, WR, WR-S, WR-S-F-XP, A2007WVD, WRD-XP series Wafer
- *Color: White

Ordering Information:
A2007HD-XP - *** - **
1 2 3

- 1. Part No.
- 2. Material:
(Blank): Nylon 66, UL94V-0
GWT: Nylon 66, UL94V-0 GWT 750 °C
- 3. Color:
(Blank): White
BK: Black
BL: Blue
YL: Yellow



Ordering Information & Dimensions:

PART NO.	Dimensions		
	A	B	C
2P	2.00	6.00	4.80
3P	4.00	8.00	6.80
4P	6.00	10.00	8.80
5P	8.00	12.00	10.80
6P	10.00	14.00	12.80
7P	12.00	16.00	14.80
8P	14.00	18.00	16.80
9P	16.00	20.00	18.80
10P	18.00	22.00	20.80
11P	20.00	24.00	22.80
12P	22.00	26.00	24.80
13P	24.00	28.00	26.80
14P	26.00	30.00	28.80
15P	28.00	32.00	30.80

Unit: mm

A2007WV-XP

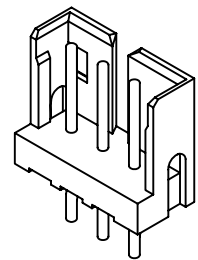
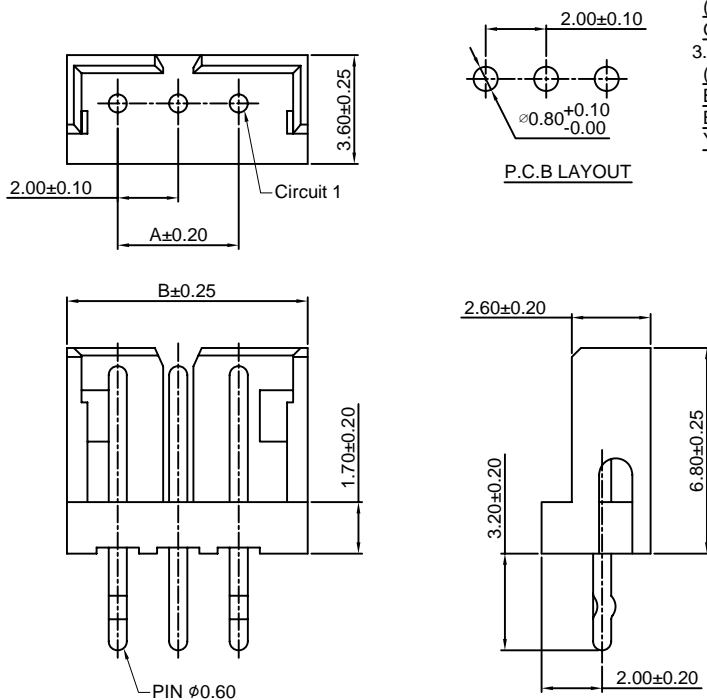
2.00mm pitch 180° Wafer

Reference Informations:

- *Material: Pin: Brass/Tin over Nickel
Insulator: Nylon 66, UL94V-0
- *Mates with CJT A2007H, HD-XP series Housing
- *Color: White

Ordering Information:
A2007WV-XP - *** - **
1 2 3

- 1. Part No.
- 2. Material:
(Blank): Nylon 66, UL94V-0
GWT: Nylon 66, UL94V-0 GWT 750 °C
- 3. Color:
(Blank): White
BK: Black
BL: Blue
YL: Yellow



Ordering Information & Dimensions:

PART NO.	Dimensions	
	A	B
2P	2.00	5.96
3P	4.00	7.96
4P	6.00	9.96
5P	8.00	11.96
6P	10.00	13.96
7P	12.00	15.96
8P	14.00	17.96
9P	16.00	19.96
10P	18.00	21.96
11P	20.00	23.96
12P	22.00	25.96
13P	24.00	27.96
14P	26.00	29.96
15P	28.00	31.96

Unit: mm

A2007WR-XP

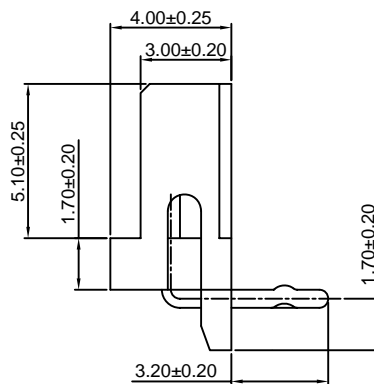
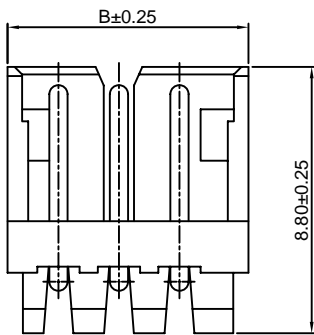
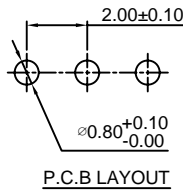
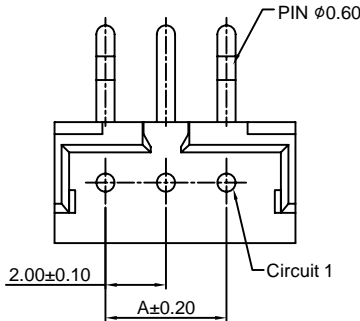
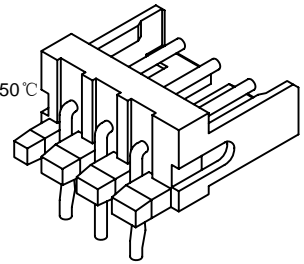
2.00mm pitch 90° Wafer

Reference Informations:

- *Material:Pin:Brass/Tin over Nickel
Insulator:Nylon 66,UL94V-0
- *Mates with CJT A2007H,HD-XP series Housing
- *Color:White

Ordering Information:
A2007WR-XP - *** - **
1 2 3

- 1.Part No.
- 2.Material:
(Blank):Nylon 66,UL94V-0
GWT :Nylon 66,UL94V-0 GWT 750 °C
- 3.Color:
(Blank):White
BK:Black
BL:Blue
YL:Yellow



Ordering Information & Dimensions:

PART NO.	Dimensions	
	A	B
2P	2.00	5.96
3P	4.00	7.96
4P	6.00	9.96
5P	8.00	11.96
6P	10.00	13.96
7P	12.00	15.96
8P	14.00	17.96
9P	16.00	19.96
10P	18.00	21.96
11P	20.00	23.96
12P	22.00	25.96
13P	24.00	27.96
14P	26.00	29.96
15P	28.00	31.96

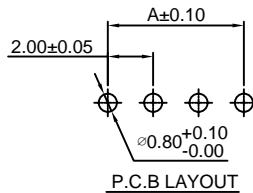
Unit: mm

A2007WVD-XP

2.00mm pitch 180° Wafer

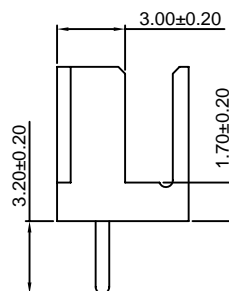
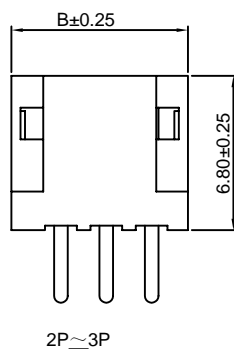
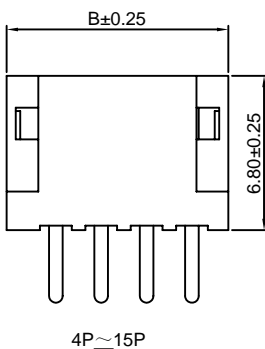
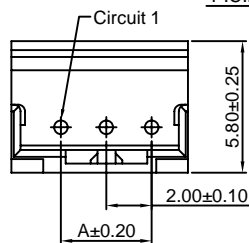
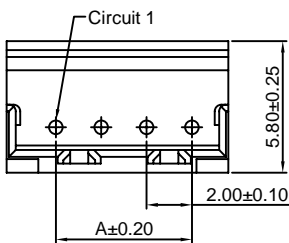
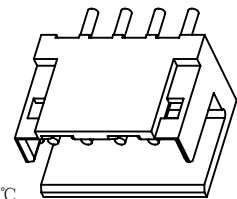
Reference Informations:

- *Material:Pin:Brass/Tin over Nickel
Insulator:Nylon 66,UL94V-0
- *Mates with CJT A2007H,HD-XP series Housing
- *Color:White



Ordering Information:
A2007WVD-XP - *** - **
1 2 3

- 1.Part No.
- 2.Material:
(Blank):Nylon 66,UL94V-0
GWT :Nylon 66,UL94V-0 GWT 750 °C
- 3.Color:
(Blank):White
BK:Black
BL:Blue
YL:Yellow



Ordering Information & Dimensions:

PART NO.	Dimensions	
	A	B
2P	2.00	5.80
3P	4.00	7.80
4P	6.00	9.80
5P	8.00	11.80
6P	10.00	13.80
7P	12.00	15.80
8P	14.00	17.80
9P	16.00	19.80
10P	18.00	21.80
11P	20.00	23.80
12P	22.00	25.80
13P	24.00	27.80
14P	26.00	29.80
15P	28.00	31.80

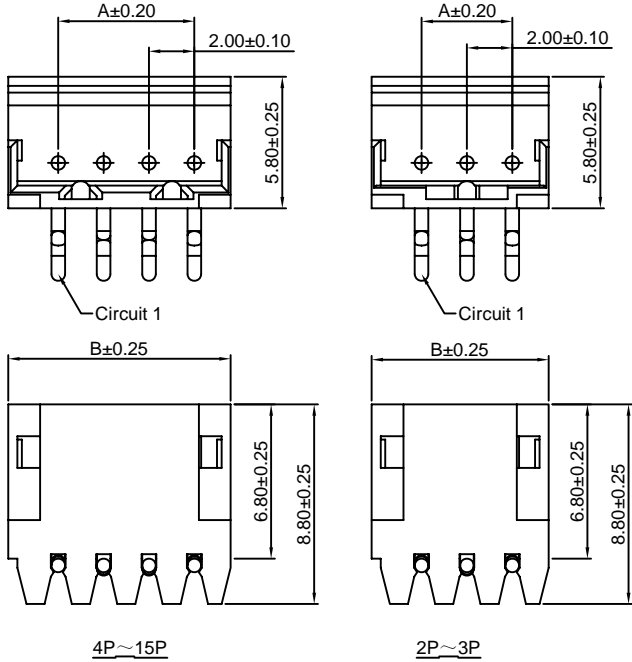
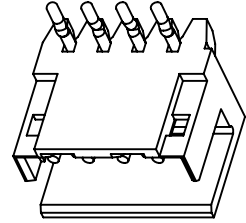
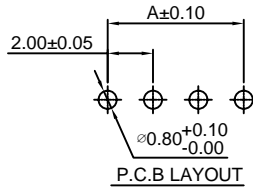
Unit: mm

A2007WRD-XP

2.00mm pitch 90° Wafer

Reference Informations:

- *Material: Pin: Brass/Tin over Nickel
Insulator: Nylon 66, UL94V-0
- *Mates with CJT A2007H, HD-XP series Housing
- *Color: White



Ordering Information:
A2007WRD-XP - *** - **
1 2 3

1. Part No.
2. Material:
(Blank): Nylon 66, UL94V-0
GWT : Nylon 66, UL94V-0 GWT 750 °C
3. Color:
(Blank): White
BK: Black
BL: Blue
YL: Yellow

Ordering Information & Dimensions:

PART NO.	Dimensions	
	A	B
2P	2.00	5.80
3P	4.00	7.80
4P	6.00	9.80
5P	8.00	11.80
6P	10.00	13.80
7P	12.00	15.80
8P	14.00	17.80
9P	16.00	19.80
10P	18.00	21.80
11P	20.00	23.80
12P	22.00	25.80
13P	24.00	27.80
14P	26.00	29.80
15P	28.00	31.80

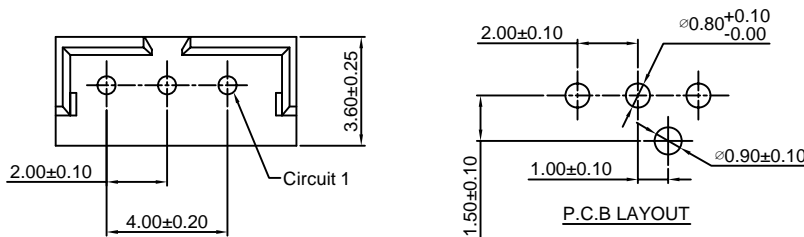
Unit: mm

A2007WV-F-3P

2.00mm pitch 180° Wafer With Foot

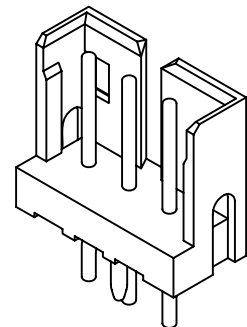
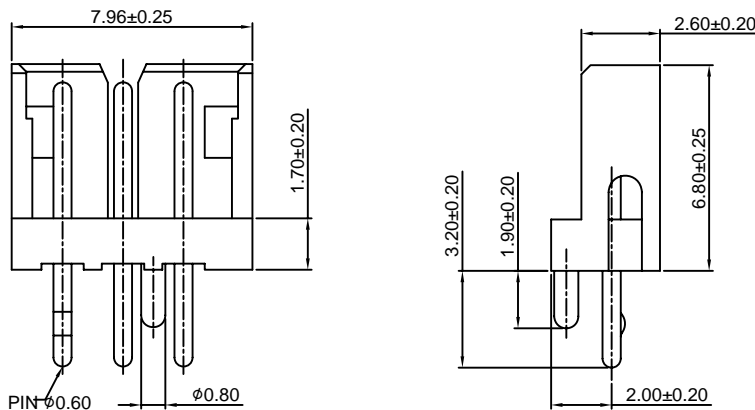
Reference Informations:

- *Material: Pin: Brass/Tin over Nickel
Insulator: Nylon 66, UL94V-0
- *Mates with CJT A2007H, HD-3P series Housing
- *Color: White



Ordering Information:
A2007WV-F-3P - *** - **
1 2 3

1. Part No.
2. Material:
(Blank): Nylon 66, UL94V-0
GWT : Nylon 66, UL94V-0 GWT 750 °C
3. Color:
(Blank): White
BK: Black
BL: Blue
YL: Yellow



Unit: mm

A2007WR-S-XP

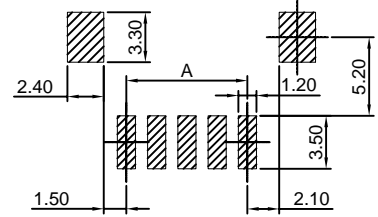
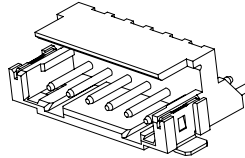
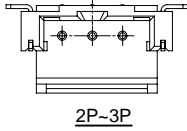
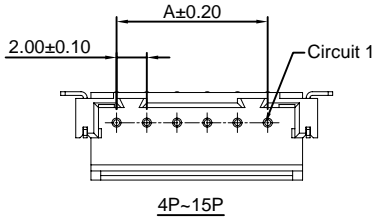
2.00mm pitch 90° Wafer - SMT TYPE

Reference Informations:

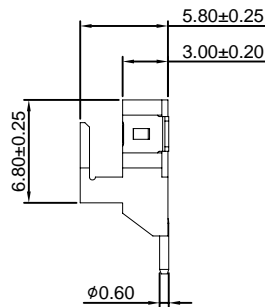
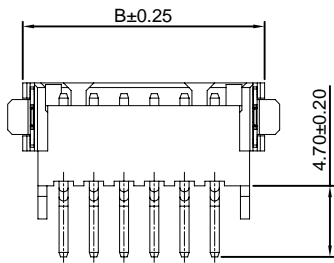
- *Material:Pin:Brass/Tin over Nickel
Insulator:Nylon 6T,UL94V-0
- *Mates with CJT A2007H,HD-XP series Housing
- *Color:Beige

Ordering Information:

- A2007WR-S-XP - *** - **
- | | | |
|---|---|---|
| 1 | 2 | 3 |
|---|---|---|
- Part No.
 - Material:
(Blank):Nylon 66,UL94V-0
GWT :Nylon 66,UL94V-0 GWT 750°C
 - Color:
(Blank):Beige
BK:Black
BL:Blue
YL:Yellow



P.C.B LAYOUT



PART NO.	Dimensions	
	A	B
2P	2.00	8.00
3P	4.00	10.00
4P	6.00	12.00
5P	8.00	14.00
6P	10.00	16.00
7P	12.00	18.00
8P	14.00	20.00
9P	16.00	22.00
10P	18.00	24.00
11P	20.00	26.00
12P	22.00	28.00
13P	24.00	30.00
14P	26.00	32.00
15P	28.00	34.00

Unit: mm

A2007WR-S-F-XP

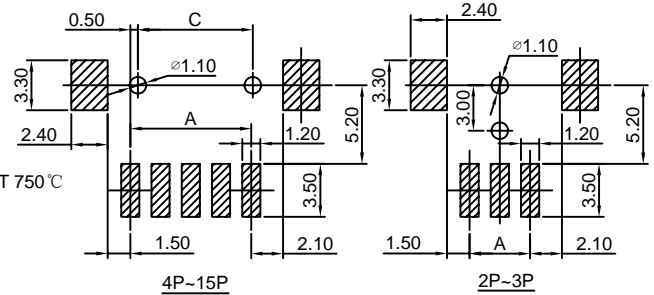
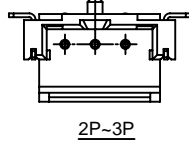
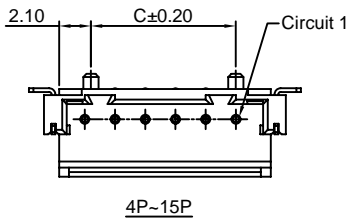
2.00mm pitch 90° Wafer - SMT TYPE

Reference Informations:

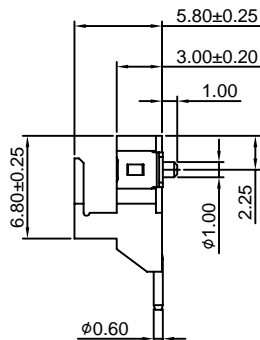
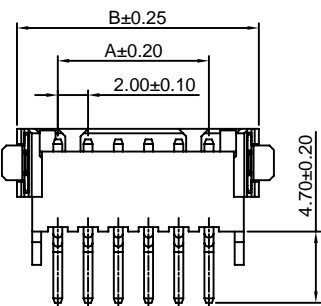
- *Material:Pin:Brass/Tin over Nickel
Insulator:Nylon 6T,UL94V-0
- *Mates with CJT A2007H,HD-XP series Housing
- *Color:Beige

Ordering Information:

- A2007WR-S-F-XP - *** - **
- | | | |
|---|---|---|
| 1 | 2 | 3 |
|---|---|---|
- Part No.
 - Material:
(Blank):Nylon 66,UL94V-0
GWT :Nylon 66,UL94V-0 GWT 750°C
 - Color:
(Blank):Beige
BK:Black
BL:Blue
YL:Yellow



P.C.B LAYOUT



PART NO.	Dimensions		
	A	B	C
2P	2.00	8.00	----
3P	4.00	10.00	----
4P	6.00	12.00	5.60
5P	8.00	14.00	7.60
6P	10.00	16.00	9.60
7P	12.00	18.00	11.60
8P	14.00	20.00	13.60
9P	16.00	22.00	15.60
10P	18.00	24.00	17.60
11P	20.00	26.00	19.60
12P	22.00	28.00	21.60
13P	24.00	30.00	23.60
14P	26.00	32.00	25.60
15P	28.00	34.00	27.60

Unit: mm

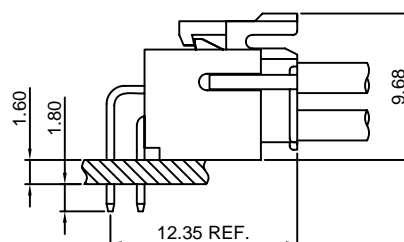
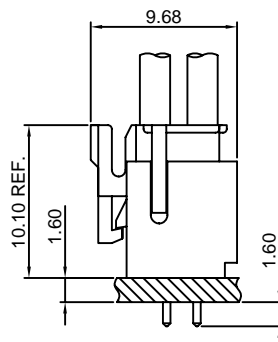
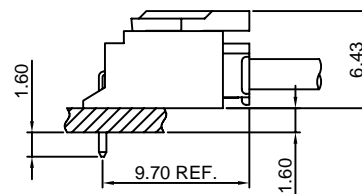
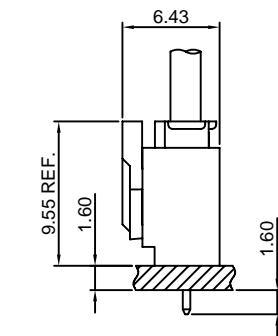
Specifications

- Current rating:3A AC,DC
- Voltage rating:250V AC,DC
- Temperature range:-40°C~+105°C
- Contact resistance:30mΩMax.
- Insulation resistance:1000MΩMin.
- Withstanding voltage:1000V AC/minute
- *Compliant with RoHS and REACH*
- *Meet the HF/Halogen Free,need to customize*
- *Contact CJT for details*

Standards



Assembly layout

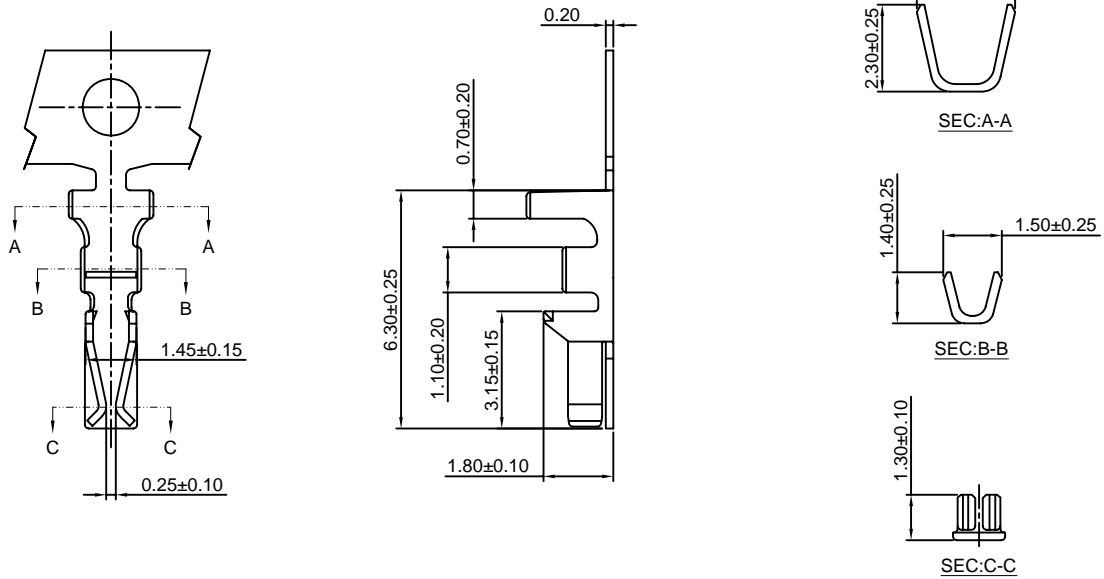


A2008-T

2.00mm pitch Crimp Terminal

Reference Informations:

*Used in CJT A2008H-XP, A2009H-2xXP series Housing



Ordering information & Specifications:

Unit:mm

Part NO.	Wire Range	Insulation O.D.	Material	Finish	Qty/reel
A2008-TP	AWG#22-#30	1.45mm(max)	Phosphor Bronze	Tin over Nickel	10,000 PCS
A2008-GP	AWG#22-#30	1.45mm(max)	Phosphor Bronze	Gold over Nickel	10,000 PCS

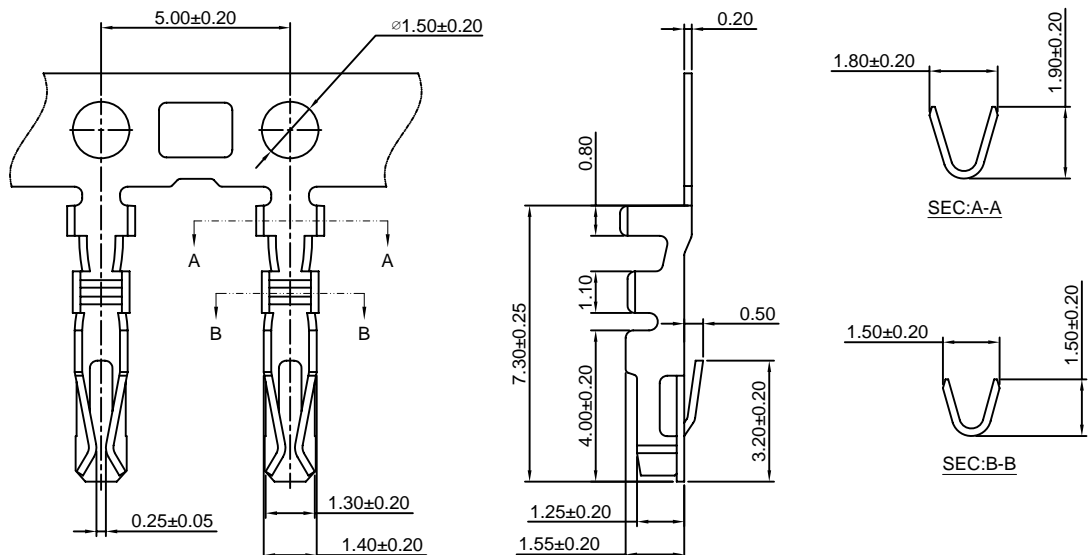
Optional Gold plating available but MOQ requested

A2008-T-A

2.00mm pitch Crimp Terminal

Reference Informations:

*Used in CJT A2008HB-XP, A2008H-2xXP series Housing



Ordering information & Specifications:

Unit:mm

Part NO.	Wire Range	Insulation O.D.	Material	Finish	Qty/reel
A2008-TP-A	AWG#22-#30	1.45mm(max)	Phosphor Bronze	Tin over Nickel	10,000 PCS
A2008-GP-A	AWG#22-#30	1.45mm(max)	Phosphor Bronze	Gold over Nickel	10,000 PCS

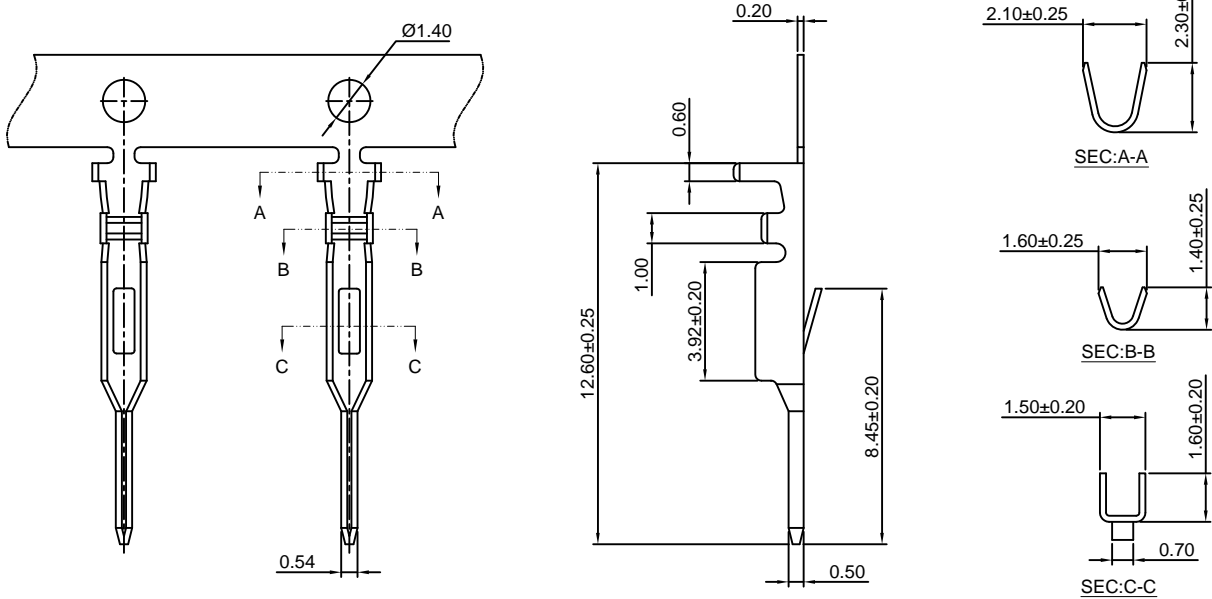
Optional Gold plating available but MOQ requested

A2008M-T

2.00mm pitch Crimp Terminal

Reference Informations:

*Used in CJT A2008HM, HMB-XP series Single Row Housing



Ordering information & Specifications:

Unit:mm

Part NO.	Wire Range	Insulation O.D.	Material	Finish	Qty/reel
A2008M-TP	AWG#22-#28	1.50mm(max)	Phosphor Bronze	Tin over Nickel	15,000 PCS
A2008M-GP	AWG#22-#28	1.50mm(max)	Phosphor Bronze	Gold over Nickel	15,000 PCS

Optional Gold plating available but MOQ requested

A2008H-XP

2.00mm pitch Housing

Reference Informations:

*Material:Nylon 66,UL94V-0

*Suitable CJT A2008-T series Terminal

*Mates with CJT A2008HM, HMB-XP series Single Row Housing or A2008WV, WR, WV-S, WR-S-XP series Single Row Wafer

*Color:White

Ordering Information:

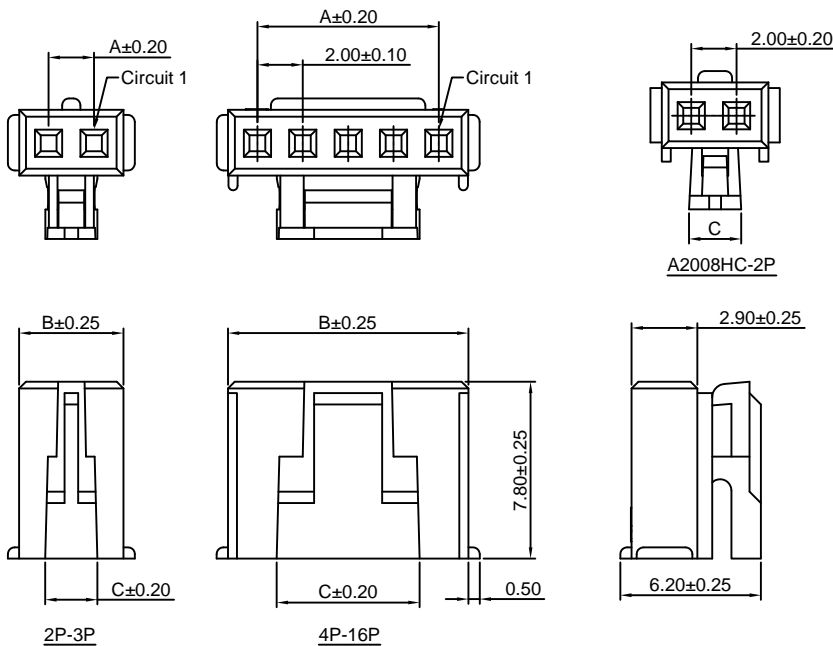
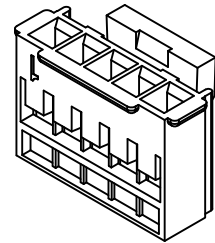
A2008H-XP - ***
1 2

1.Part No.

2.Material:

(Blank):Nylon 66,UL94V-0

GWT:Nylon 66,UL94V-0,GWT 750 °C



Ordering Information & Dimensions:

PART NO.	Dimensions		
	A	B	C
2P	2.00	4.70	2.30
3P	4.00	6.70	2.30
4P	6.00	8.70	4.30
5P	8.00	10.70	6.30
6P	10.00	12.70	6.30
7P	12.00	14.70	6.30
8P	14.00	16.70	6.30
9P	16.00	18.70	6.30
10P	18.00	20.70	14.30
11P	20.00	22.70	14.30
12P	22.00	24.70	14.30
13P	24.00	26.70	14.30
14P	26.00	28.70	14.30
15P	28.00	30.70	14.30
16P	30.00	32.70	14.30

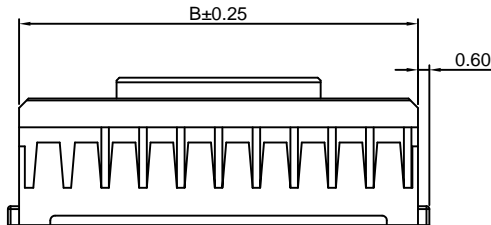
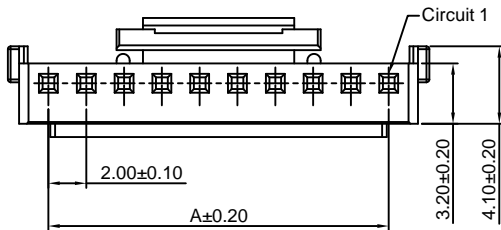
Unit: mm

A2008HA-XP

2.00mm pitch Housing

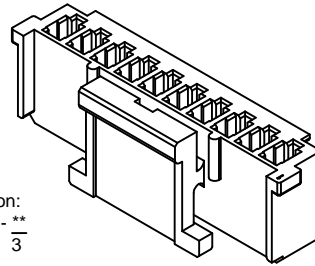
Reference Informations:

- *Material: Nylon 66, UL94V-0
- *Suitable CJT A2010-T series Terminal
- *Mates with CJT A2008WVA, WRA-XP series Wafer
- *Color: Ivory



Ordering Information:
A2008HA-XP - *** - **
1 2 3

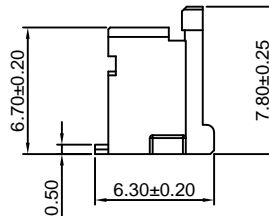
1. Part No.
2. Material:
(Blank): Nylon 66, UL94V-0
GWT: Nylon 66, UL94V-0, GWT 750 °C
3. Color:
(Blank): White
BK: Black
RD: Red
YL: Yellow
BL: Blue
GN: Green
GY: Gray



Ordering Information & Dimensions:

PART NO.	Dimensions	
	A	B
4P	6.00	9.10
5P	8.00	11.10
6P	10.00	13.10
7P	12.00	15.10
8P	14.00	17.10
9P	16.00	19.10
10P	18.00	21.10
11P	20.00	23.10
12P	22.00	25.10
13P	24.00	27.10
14P	26.00	29.10
15P	28.00	31.10
16P	30.00	33.10
17P	32.00	35.10
18P	34.00	37.10
19P	36.00	39.10
20P	38.00	41.10

Unit: mm

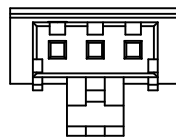
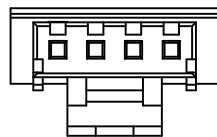
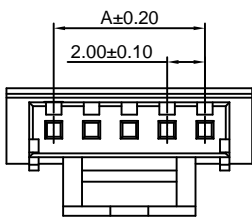


A2008HB-XP

2.00mm pitch Housing

Reference Informations:

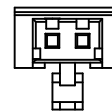
- *Material: Nylon 66, UL94V-0
- *Suitable CJT A2008-T-A series Terminal
- *Mates with CJT A2008WV, WR, WV-S, WR-S-XP series Single Row Wafer or A2008HM, HMB-XP series Single Row Housing or A2008S-XP series Seal
- *Color: White



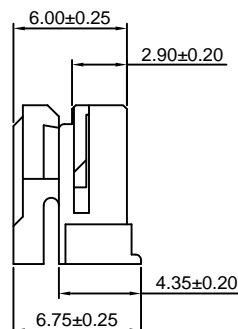
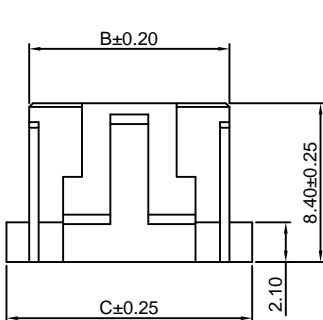
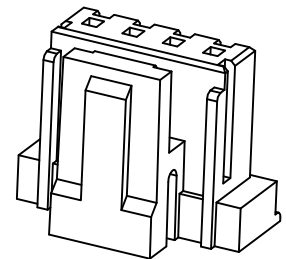
5P~16P

4P

2P~3P



A2008HD-2P



Ordering Information:
A2008HB-XP - *** - **
1 2 3

1. Part No.
2. Material:
(Blank): Nylon 66, UL94V-0
GWT: Nylon 66, UL94V-0, GWT 750 °C
3. Color:
(Blank): White
BK: Black
RD: Red
YL: Yellow
BL: Blue
GN: Green
GY: Gray

Ordering Information & Dimensions:

PART NO.	Dimensions		
	A	B	C
2P	2.00	7.00	4.60
3P	4.00	9.00	6.60
4P	6.00	11.00	8.60
5P	8.00	13.00	10.60
6P	10.00	15.00	12.60
7P	12.00	17.00	14.60
8P	14.00	19.00	16.60
9P	16.00	21.00	18.60
10P	18.00	23.00	20.60
11P	20.00	25.00	22.60
12P	22.00	27.00	24.60
13P	24.00	29.00	26.60
14P	26.00	31.00	28.60
15P	28.00	33.00	30.60

Unit: mm

A2008HM-XP

2.00mm pitch Housing

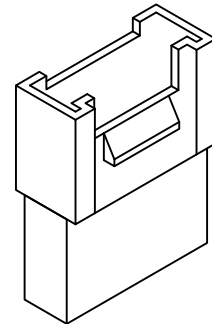
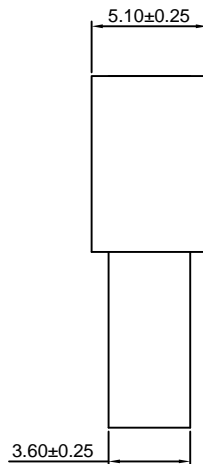
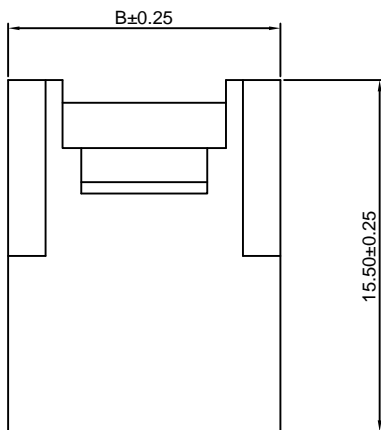
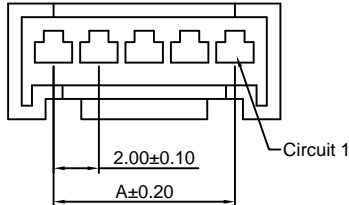
Reference Informations:

- *Material:Nylon 66,UL94V-0
- *Suitable CJT A2008M-T series Terminal
- *Mates with CJT A2008H,HB-XP series Single Row Housing
- *Color:White

Ordering Information:

A2008HM-XP - *** - **
 1 2 3

- 1.Part No.
- 2.Material:
 (Blank):Nylon 66,UL94V-0
 GWT:Nylon 66,UL94V-0,GWT 750 °C
- 3.Color:
 (Blank):White
 BK:Black
 RD:Red
 YL:Yellow
 BL:Blue
 GN:Green
 GY:Gray



Ordering Information & Dimensions:

PART NO.	Dimensions	
	A	B
2P	2.00	6.00
3P	4.00	8.00
4P	6.00	10.00
5P	8.00	12.00
6P	10.00	14.00
7P	12.00	16.00
8P	14.00	18.00
9P	16.00	20.00
10P	18.00	22.00
11P	20.00	24.00
12P	22.00	26.00
13P	24.00	28.00
14P	26.00	30.00
15P	28.00	32.00

Unit: mm

A2008HMB-XP

2.00mm pitch Housing

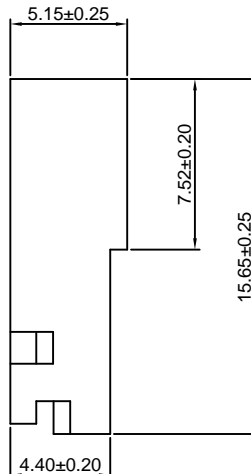
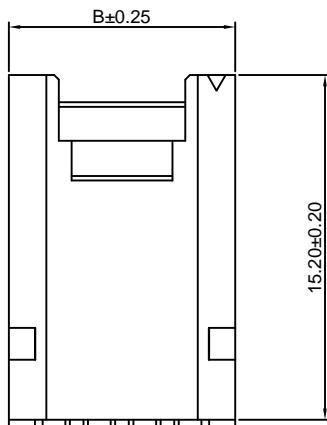
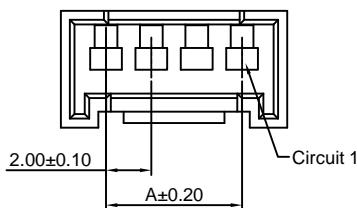
Reference Informations:

- *Material:Nylon 66,UL94V-0
- *Suitable CJT A2008M-T series Terminal
- *Mates with CJT A2008H,HB-XP series Single Row Housing or A2008S-XP series Seal
- *Color:White

Ordering Information:

A2008HMB-XP - *** - **
 1 2 3

- 1.Part No.
- 2.Material:
 (Blank):Nylon 66,UL94V-0
 GWT:Nylon 66,UL94V-0,GWT 750 °C
- 3.Color:
 (Blank):White
 BK:Black
 RD:Red
 YL:Yellow
 BL:Blue
 GN:Green
 GY:Gray



Ordering Information & Dimensions:

PART NO.	Dimensions	
	A	B
2P	2.00	5.98
3P	4.00	7.98
4P	6.00	9.98
5P	8.00	11.98
6P	10.00	13.98
7P	12.00	15.98
8P	14.00	17.98
9P	16.00	19.98
10P	18.00	21.98
11P	20.00	23.98
12P	22.00	25.98
13P	24.00	27.98
14P	26.00	29.98
15P	28.00	31.98

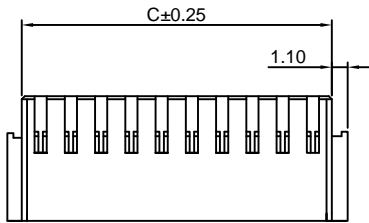
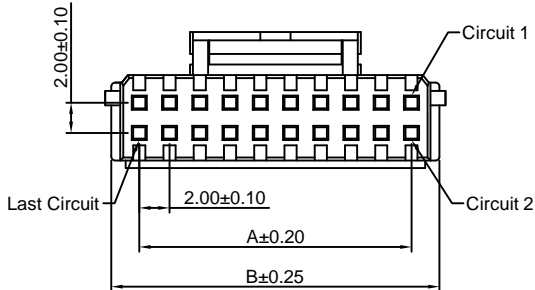
Unit: mm

A2008H-2xXP

2.00mm pitch Dual Row Housing

Reference Informations:

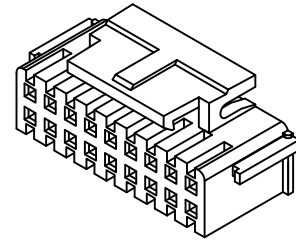
- *Material:Nylon 66,UL94V-0
- *Suitable CJT A2008-T-A series Terminal
- *Mates with CJT A2008WV,WR,WV-S-2xXP series Dual Row Wafer
- *Color:White



Ordering Information:

A2008H-2xXP - ***
1 2

- 1.Part No.
- 2.Material:
(Blank):Nylon 66,UL94V-0
GWT:Nylon 66,UL94V-0,GWT 750 °C



Ordering Information & Dimensions:

PART NO.	Dimensions		
	A	B	C
2x2P	2.00	5.70	4.70
2x3P	4.00	7.70	6.70
2x4P	6.00	9.70	8.70
2x5P	8.00	11.70	10.70
2x6P	10.00	13.70	12.70
2x7P	12.00	15.70	14.70
2x8P	14.00	17.70	16.70
2x9P	16.00	19.70	18.70
2x10P	18.00	21.70	20.70
2x11P	20.00	23.70	22.70
2x12P	22.00	25.70	24.70
2x13P	24.00	27.70	26.70
2x14P	26.00	29.70	28.70
2x15P	28.00	31.70	30.70
2x16P	30.00	33.70	32.70
2x20P	38.00	41.70	40.70

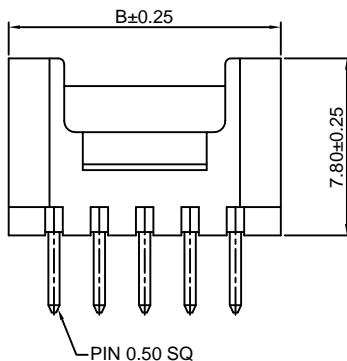
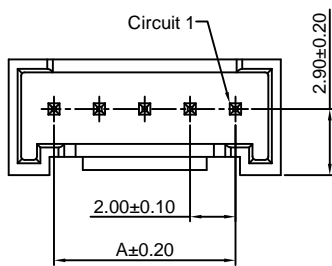
Unit: mm

A2008WV-XP

2.00mm pitch 180° Wafer

Reference Informations:

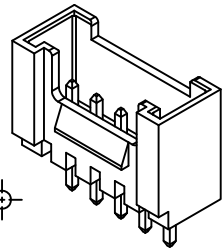
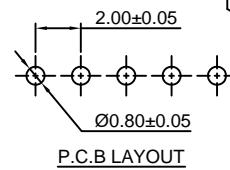
- *Material:Pin:Brass/Tin over Nickel
Insulator:Nylon 66,UL94V-0
- *Mates with CJT A2008H,HB-XP series Single Row Housing
- *Color:White



Ordering Information:

A2008WV-XP - *** - ** - **
1 2 3 4

- 1.Part No.
- 2.Material:
(Blank):Nylon 66,UL94V-0
GWT:Nylon 66,UL94V-0,GWT 750 °C
- 3.Color:
(Blank):White
BK:Black
RD:Red
YL:Yellow
BL:Blue
GN:Green
GY:Gray
- 4.Finish:
(Blank):Tin over Nickel
G:Gold over Nickel



Ordering Information & Dimensions:

PART NO.	Dimensions	
	A	B
2P	2.00	6.00
3P	4.00	8.00
4P	6.00	10.00
5P	8.00	12.00
6P	10.00	14.00
7P	12.00	16.00
8P	14.00	18.00
9P	16.00	20.00
10P	18.00	22.00
11P	20.00	24.00
12P	22.00	26.00
13P	24.00	28.00
14P	26.00	30.00
15P	28.00	32.00
16P	30.00	34.00

Unit: mm

A2008WR-XP

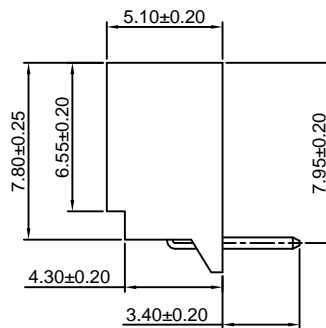
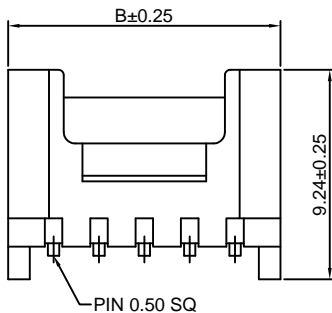
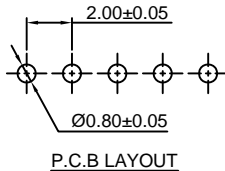
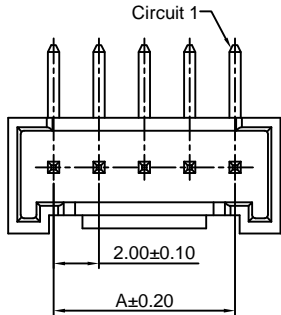
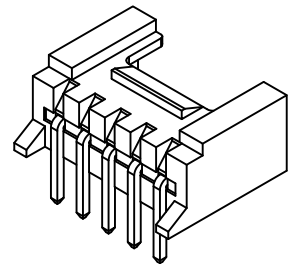
2.00mm pitch 90° Wafer

Reference Informations:

- *Material: Pin: Brass/Tin over Nickel
Insulator: Nylon 66, UL94V-0
- *Mates with CJT A2008H, HB-XP series Single Row Housing
- *Color: White

Ordering Information:

- A2008WR-XP - *** - ** - **
1 2 3 4
1. Part No.
 2. Material:
(Blank): Nylon 66, UL94V-0
GWT: Nylon 66, UL94V-0, GWT 750°C
 3. Color:
(Blank): White
BK: Black
RD: Red
YL: Yellow
BL: Blue
GN: Green
GY: Gray
 4. Finish:
(Blank): Tin over Nickel
G: Gold over Nickel



Ordering Information & Dimensions:

PART NO.	Dimensions	
	A	B
2P	2.00	6.00
3P	4.00	8.00
4P	6.00	10.00
5P	8.00	12.00
6P	10.00	14.00
7P	12.00	16.00
8P	14.00	18.00
9P	16.00	20.00
10P	18.00	22.00
11P	20.00	24.00
12P	22.00	26.00
13P	24.00	28.00
14P	26.00	30.00
15P	28.00	32.00
16P	30.00	34.00

Unit: mm

A2008WVA-XP

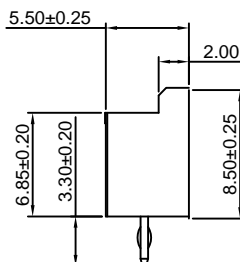
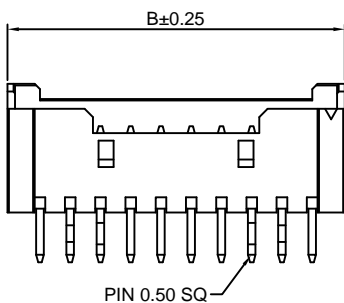
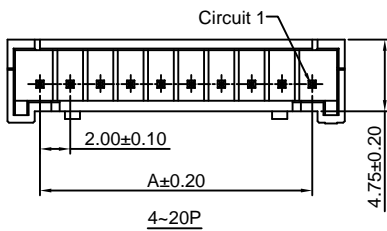
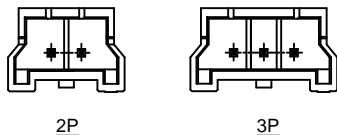
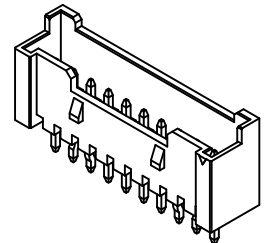
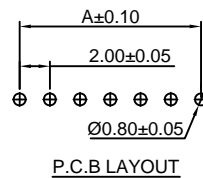
2.00mm pitch 180° Wafer

Reference Informations:

- *Material: Pin: Brass/Tin over Nickel
Insulator: Nylon 66, UL94V-0
- *Mates with CJT A2008HA-XP series Single Row Housing
- *Color: Ivory

Ordering Information:

- A2008WVA-XP - *** - ** - **
1 2 3 4
1. Part No.
 2. Material:
(Blank): Nylon 66, UL94V-0
GWT: Nylon 66, UL94V-0, GWT 750°C
 3. Color:
(Blank): White
BK: Black
RD: Red
YL: Yellow
BL: Blue
GN: Green
GY: Gray
 4. Finish:
(Blank): Tin over Nickel
G: Gold over Nickel



Ordering Information & Dimensions:

PART NO.	Dimensions	
	A	B
2P	2.00	7.70
3P	4.00	9.70
4P	6.00	10.30
5P	8.00	12.30
6P	10.00	14.30
7P	12.00	16.30
8P	14.00	18.30
9P	16.00	20.30
10P	18.00	22.30
11P	20.00	24.30
12P	22.00	26.30
13P	24.00	28.30
14P	26.00	30.30
15P	28.00	32.30
16P	30.00	34.30
17P	32.00	36.30
18P	34.00	38.30
19P	36.00	40.30
20P	38.00	42.30

Unit: mm

A2008WRA-XP

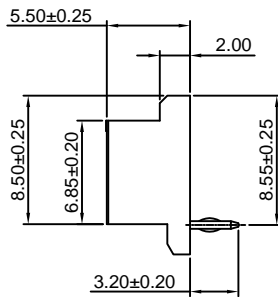
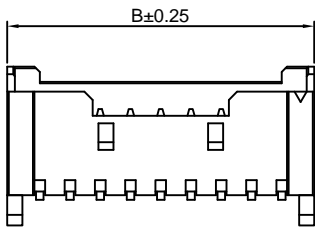
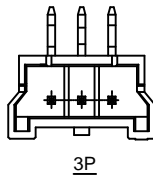
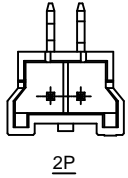
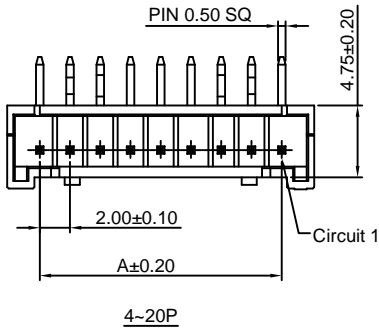
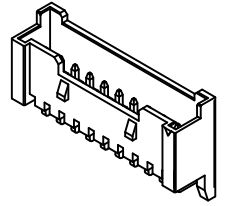
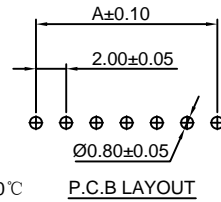
2.00mm pitch 90° Wafer

Reference Informations:

- *Material: Pin: Brass/Tin over Nickel
Insulator: Nylon 66, UL94V-0
- *Mates with CJT A2008HA-XP series Single Row Housing
- *Color: Ivory

Ordering Information:
A2008WRA-XP - *** - ** - **
1 2 3 4

1. Part No.
2. Material:
(Blank): Nylon 66, UL94V-0
GWT: Nylon 66, UL94V-0, GWT 750°C
3. Color:
(Blank): White
BK: Black
RD: Red
YL: Yellow
BL: Blue
GN: Green
GY: Gray
4. Finish:
(Blank): Tin over Nickel
G: Gold over Nickel



Ordering Information & Dimensions:

PART NO.	Dimensions	
	A	B
2P	2.00	7.70
3P	4.00	9.70
4P	6.00	10.30
5P	8.00	12.30
6P	10.00	14.30
7P	12.00	16.30
8P	14.00	18.30
9P	16.00	20.30
10P	18.00	22.30
11P	20.00	24.30
12P	22.00	26.30
13P	24.00	28.30
14P	26.00	30.30
15P	28.00	32.30
16P	30.00	34.30
17P	32.00	36.30
18P	34.00	38.30
19P	36.00	40.30
20P	38.00	42.30

Unit: mm

A2008WV-2xXP

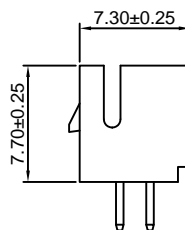
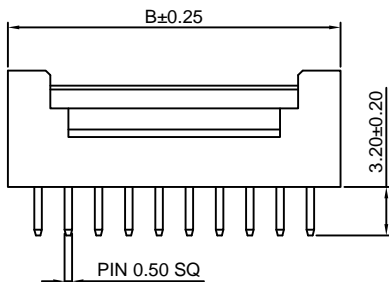
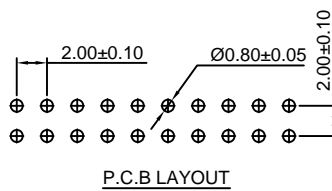
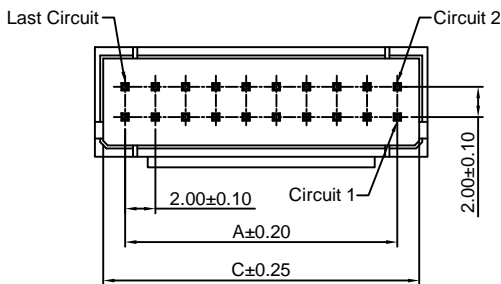
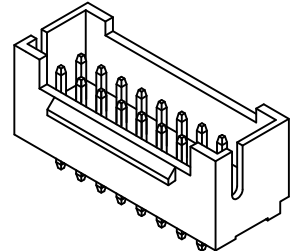
2.00mm pitch 180° Dual Row Wafer

Reference Informations:

- *Material: Pin: Brass/Tin over Nickel
Insulator: Nylon 66, UL94V-0
- *Mates with CJT A2008H-2xXP series Dual Row Housing
- *Color: Ivory

Ordering Information:
A2008WV-2xXP - *** - **
1 2 3

1. Part No.
2. Material:
(Blank): Nylon 66, UL94V-0
GWT: Nylon 66, UL94V-0, GWT 750°C
3. Finish:
(Blank): Tin over Nickel
G: Gold over Nickel



Ordering Information & Dimensions:

PART NO.	Dimensions		
	A	B	C
2x2P	2.00	6.00	4.80
2x3P	4.00	8.00	6.80
2x4P	6.00	10.00	8.80
2x5P	8.00	12.00	10.80
2x6P	10.00	14.00	12.80
2x7P	12.00	16.00	14.80
2x8P	14.00	18.00	16.80
2x9P	16.00	20.00	18.80
2x10P	18.00	22.00	20.80
2x11P	20.00	24.00	22.80
2x12P	22.00	26.00	24.80
2x13P	24.00	28.00	26.80
2x14P	26.00	30.00	28.80
2x15P	28.00	32.00	30.80
2x16P	30.00	34.00	32.80
2x20P	38.00	42.00	40.80

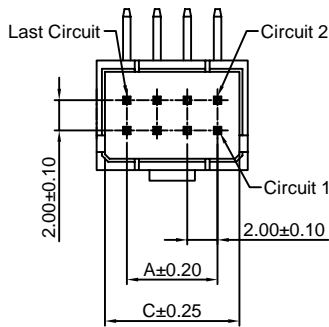
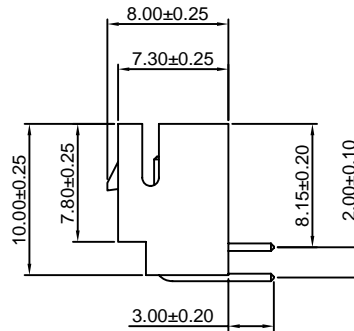
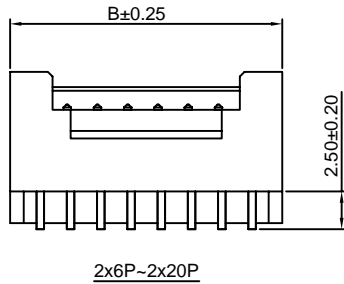
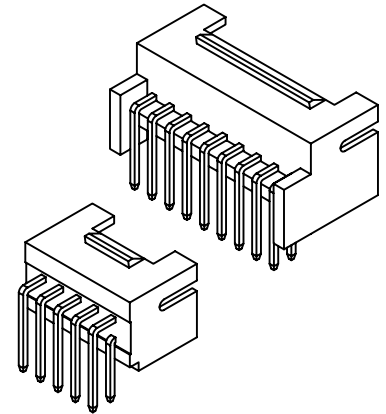
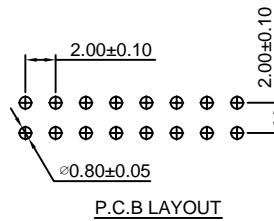
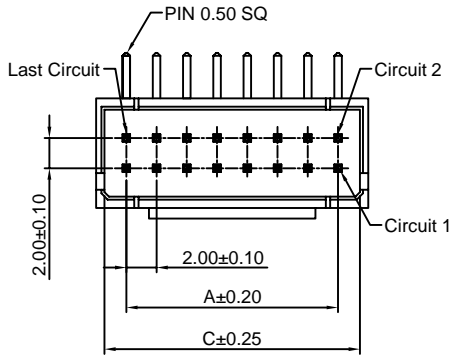
Unit: mm

A2008WR-2xXP

2.00mm pitch 90° Dual Row Wafer

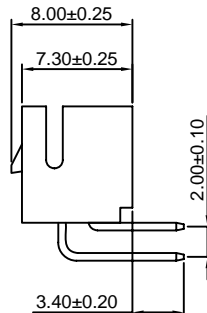
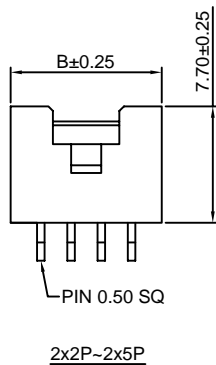
Reference Informations:

- *Material: Pin: Brass/Tin over Nickel
Insulator: Nylon 66, UL94V-0
- *Mates with CJT A2008H-2xXP series Dual Row Housing
- *Color: Ivory



Ordering Information:
A2008WR-2xXP - *** - **
1 2 3

- Part No.
- Material:
(Blank): Nylon 66, UL94V-0
GWT: Nylon 66, UL94V-0, GWT 750 °C
- Finish:
(Blank): Tin over Nickel
G: Gold over Nickel



Ordering Information & Dimensions:

PART NO.	Dimensions		
	A	B	C
2x2P	2.00	6.00	4.80
2x3P	4.00	8.00	6.80
2x4P	6.00	10.00	8.80
2x5P	8.00	12.00	10.80
2x6P	10.00	14.00	12.80
2x7P	12.00	16.00	14.80
2x8P	14.00	18.00	16.80
2x9P	16.00	20.00	18.80
2x10P	18.00	22.00	20.80
2x11P	20.00	24.00	22.80
2x12P	22.00	26.00	24.80
2x13P	24.00	28.00	26.80
2x14P	26.00	30.00	28.80
2x15P	28.00	32.00	30.80
2x16P	30.00	34.00	32.80
2x20P	38.00	42.00	40.80

Unit: mm

A2008WV-S-XP

2.00mm pitch 180° Wafer-SMT TYPE

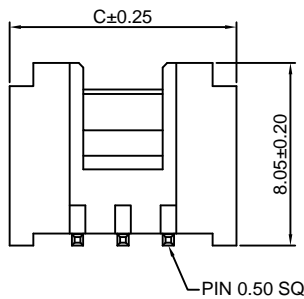
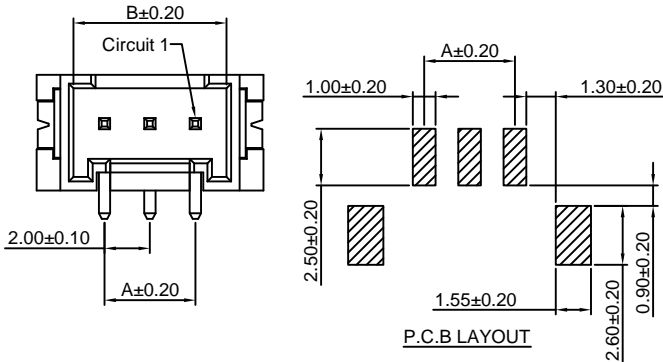
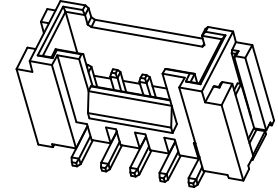
Reference Informations:

- *Material: Pin: Brass/Tin over Nickel
Insulator: Nylon 6T, UL94V-0
- *Mates with CJT A2008H, HB-XP series Single Row Housing
- *Color: Ivory

Ordering Information:

A2008WV-S-XP - *** - ** - **
1 2 3 4

1. Part No.
2. Material:
(Blank): Nylon 6T, UL94V-0
GWT: Nylon 6T, UL94V-0, GWT 750 °C
3. Color:
(Blank): White
BK: Black
RD: Red
YL: Yellow
BL: Blue
GN: Green
GY: Gray
4. Finish:
(Blank): Tin over Nickel
G: Gold over Nickel



Ordering Information & Dimensions:

PART NO.	Dimensions		
	A	B	C
2P	2.00	4.75	8.00
3P	4.00	6.75	10.00
4P	6.00	8.75	12.00
5P	8.00	10.75	14.00
6P	10.00	12.75	16.00
7P	12.00	14.75	18.00
8P	14.00	16.75	20.00
9P	16.00	18.75	22.00
10P	18.00	20.75	24.00
11P	20.00	22.75	26.00
12P	22.00	24.75	28.00
13P	24.00	26.75	30.00
14P	26.00	28.75	32.00
15P	28.00	30.75	34.00
16P	30.00	32.75	36.00

Unit: mm

A2008WR-S-XP

2.00mm pitch 90° Wafer-SMT TYPE

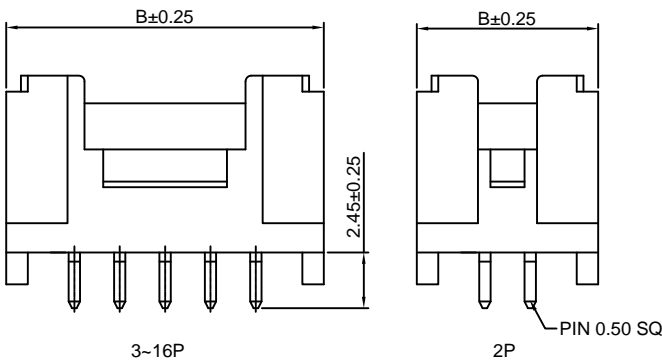
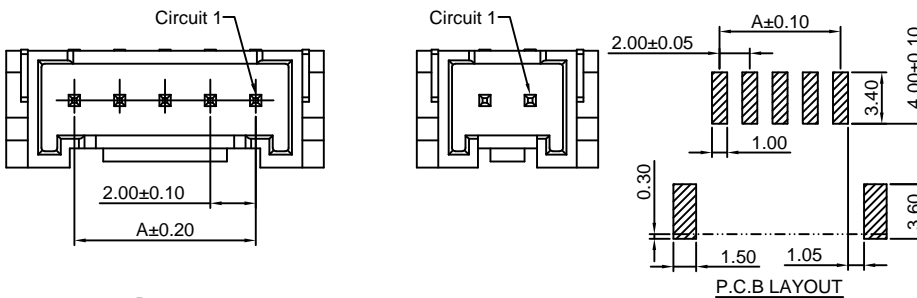
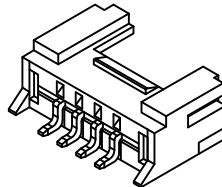
Reference Informations:

- *Material: Pin: Brass/Tin over Nickel
Insulator: Nylon 6T, UL94V-0
- *Mates with CJT A2008H, HB-XP series Single Row Housing
- *Color: Beige

Ordering Information:

A2008WR-S-XP - *** - ** - **
1 2 3 4

1. Part No.
2. Material:
(Blank): Nylon 6T, UL94V-0
GWT: Nylon 6T, UL94V-0, GWT 750 °C
3. Color:
(Blank): White
BK: Black
RD: Red
YL: Yellow
BL: Blue
GN: Green
GY: Gray
4. Finish:
(Blank): Tin over Nickel
G: Gold over Nickel



Ordering Information & Dimensions:

PART NO.	Dimensions	
	A	B
2P	2.00	8.00
3P	4.00	10.00
4P	6.00	12.00
5P	8.00	14.00
6P	10.00	16.00
7P	12.00	18.00
8P	14.00	20.00
9P	16.00	22.00
10P	18.00	24.00
11P	20.00	26.00
12P	22.00	28.00
13P	24.00	30.00
14P	26.00	32.00
15P	28.00	34.00
16P	30.00	36.00

Unit: mm

A2008WV-S-2xXP

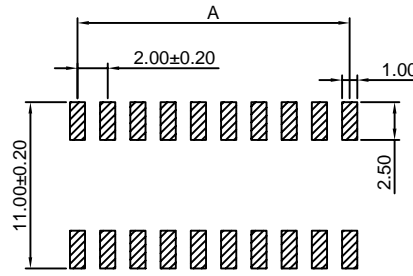
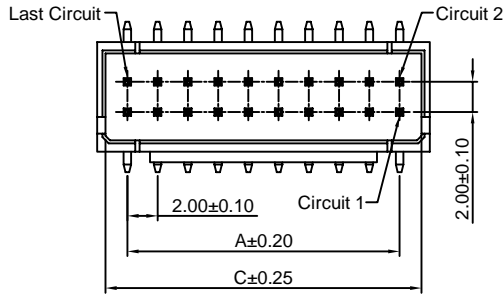
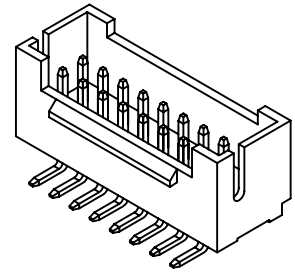
2.00mm pitch 180° Dual Row Wafer-SMT TYPE

Reference Informations:

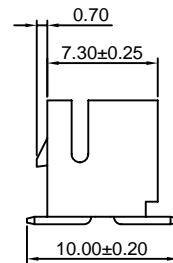
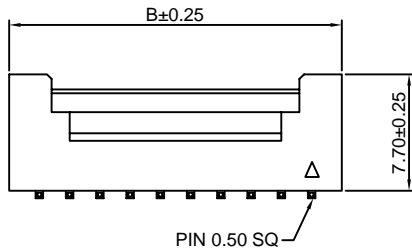
- *Material: Pin: Brass/Tin over Nickel
Insulator: Nylon 6T, UL94V-0
- *Mates with CJT A2008H-2xXP series Dual Row Housing
- *Color: Ivory

Ordering Information:

- A2008WV-S-2xXP - *** - **
 $\frac{1}{2} - \frac{3}{3}$
1. Part No.
 2. Material:
(Blank): Nylon 6T, UL94V-0
GWT: Nylon 6T, UL94V-0, GWT 750 °C
 3. Finish:
(Blank): Tin over Nickel
G: Gold over Nickel



P.C.B LAYOUT



Ordering Information & Dimensions:

PART NO.	Dimensions		
	A	B	C
2x2P	2.00	6.00	4.80
2x3P	4.00	8.00	6.80
2x4P	6.00	10.00	8.80
2x5P	8.00	12.00	10.80
2x6P	10.00	14.00	12.80
2x7P	12.00	16.00	14.80
2x8P	14.00	18.00	16.80
2x9P	16.00	20.00	18.80
2x10P	18.00	22.00	20.80
2x11P	20.00	24.00	22.80
2x12P	22.00	26.00	24.80
2x13P	24.00	28.00	26.80
2x14P	26.00	30.00	28.80
2x15P	28.00	32.00	30.80
2x16P	30.00	34.00	32.80
2x20P	38.00	42.00	40.80

Unit: mm

A2008S-XP

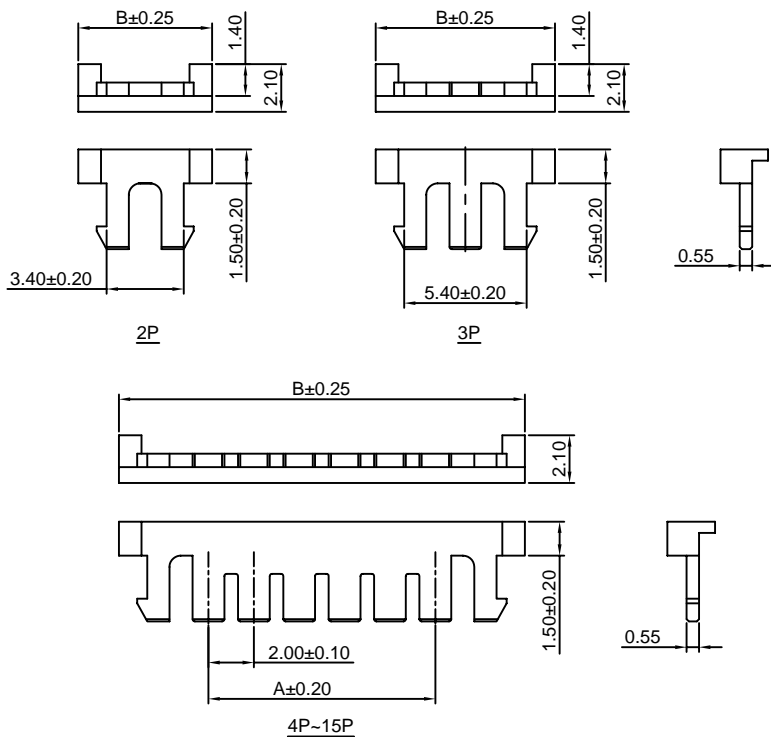
2.00mm pitch Seal

Reference Informations:

- *Material: Nylon 66, UL94V-2
- *Use in CJT A2008HB, HMB-XP series Housing
- *Color: Brick red

Ordering Information:

- A2008S-XP - ***
 $\frac{1}{2}$
1. Part No.
 2. Material:
(Blank): Nylon 66, UL94V-2
GWT: Nylon 66, UL94V-0, GWT 750 °C



Ordering Information & Dimensions:

PART NO.	Dimensions	
	A	B
2P	3.40	5.90
3P	5.40	7.90
4P	7.40	9.90
5P	9.40	11.90
6P	11.40	13.90
7P	13.40	15.90
8P	15.40	17.90
9P	17.40	19.90
10P	19.40	21.90
11P	21.40	23.90
12P	23.40	25.90
13P	25.40	27.90
14P	27.40	29.90
15P	29.40	31.90

Unit: mm

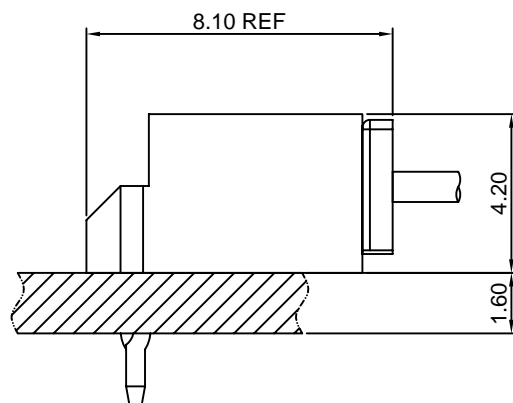
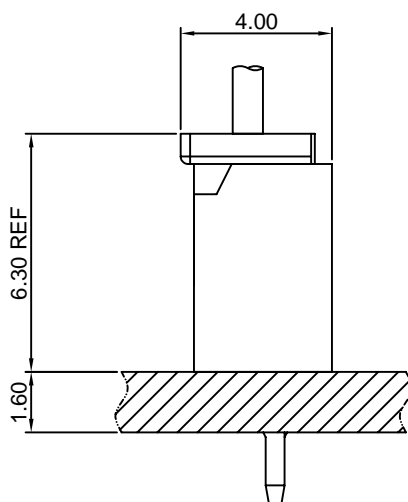
Specifications

Current rating:2A AC,DC
Voltage rating:100V AC,DC
Temperature range:-40°C~+105°C
Contact resistance:10mΩMax.
Insulation resistance:1000MΩMin.
Withstanding voltage:800V AC/minute
Compliant with RoHS and REACH
Meet the HF/Halogen Free,need to customize
Contact CJT for details

Standards



Assembly layout

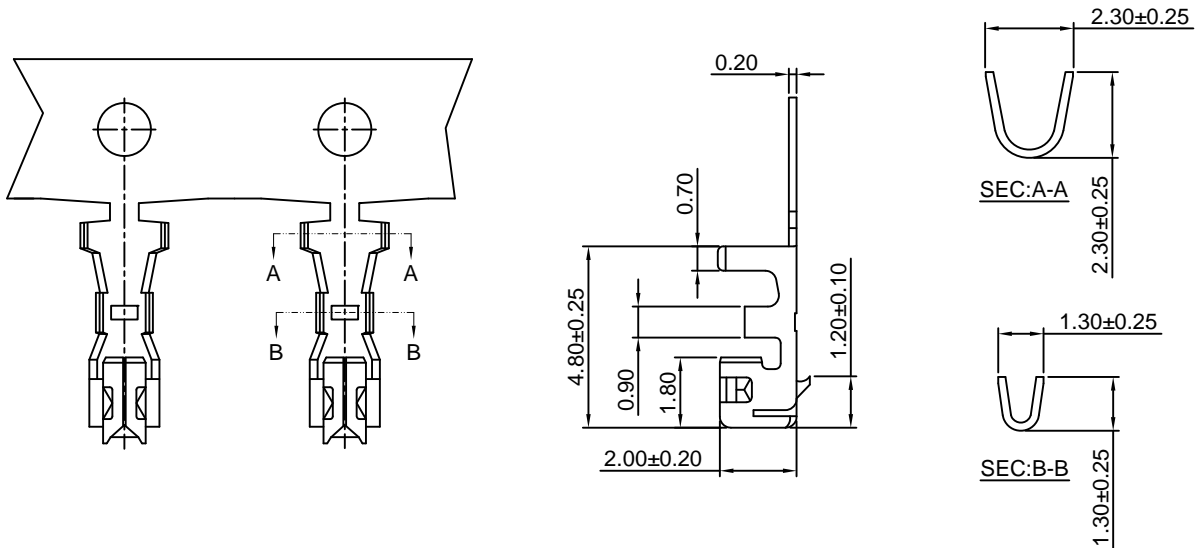


A2010-T

2.00mm Pitch Crimp Terminal

Reference Informations:

*Used in CJT A2010H, HA-XP, A2010HA-2xXP, A2008HA-XP series Housing



Ordering information & Specifications:

Unit:mm

Part NO.	Wire Range	Insulation O.D.	Material	Finish	Qty/reel
A2010-TP	AWG#24-#30	1.40mm(max)	Phosphor Bronze	Tin over Nickel	10,000 PCS
A2010-GP	AWG#24-#30	1.40mm(max)	Phosphor Bronze	Gold over Nickel	10,000 PCS

Optional Gold plating available but MOQ requested

A2010H-XP

2.00mm Pitch Housing

Reference Informations:

*Material:PBT+15%GF,UL94V-0

*Suitable CJT A2010-T series Terminal

*Mates with CJT A2010WV,WR-XP,A2010WV-F-XP series Wafer

*Color:White

Ordering Information:

A2010H-XP - *** - **
1 2 3

1. Part No.

2. Material:

(Blank):PBT+15%GF,UL94V-0

GWT:PBT,UL94V-0,GWT 750 °C

3. Color:

(Blank):White

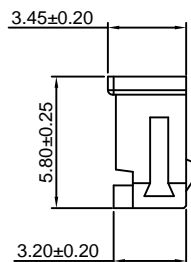
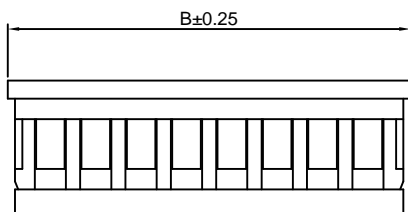
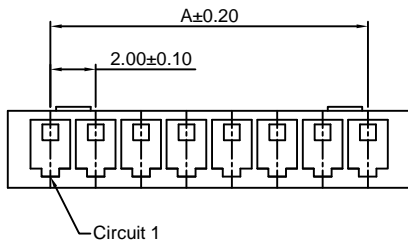
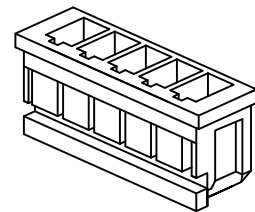
BK:Black

RD:Red

YL:Yellow

BL:Blue

GN:Green



Ordering Information & Dimensions:

PART NO.	Dimensions	
	A	B
2P	2.00	5.80
3P	4.00	7.80
4P	6.00	9.80
5P	8.00	11.80
6P	10.00	13.80
7P	12.00	15.80
8P	14.00	17.80
9P	16.00	19.80
10P	18.00	21.80
11P	20.00	23.80
12P	22.00	25.80
13P	24.00	27.80
14P	26.00	29.80
15P	28.00	31.80

Unit: mm

A2010HA-XP

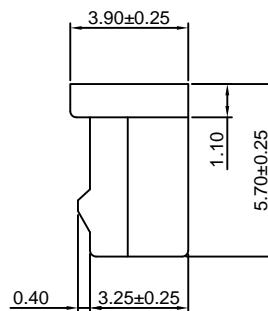
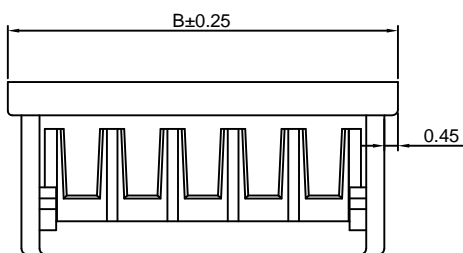
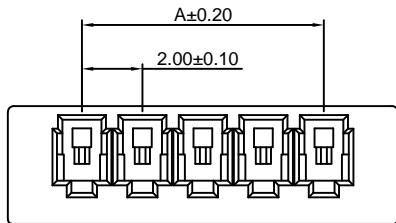
2.00mm Pitch Housing

Reference Informations:

*Material:PBT+15%GF,UL94V-0

*Suitable CJT A2010-T series Terminal

*Color:White



Ordering Information:

A2010HA-XP - ***
1 2

1.Part No.

2.Material:

(Blank):PBT+15%GF,UL94V-0

GWT:PBT,UL94V-0,GWT 750°C

Ordering Information & Dimensions:

PART NO.	Dimensions	
	A	B
2P	2.00	6.90
3P	4.00	8.90
4P	6.00	10.90
5P	8.00	12.90
6P	10.00	14.90
7P	12.00	16.90
8P	14.00	18.90
9P	16.00	20.90
10P	18.00	22.90
11P	20.00	24.90
12P	22.00	26.90
13P	24.00	28.90
14P	26.00	30.90
15P	28.00	32.90

Unit: mm

A2010HA-2xXP

2.00mm Pitch Dual Row Housing

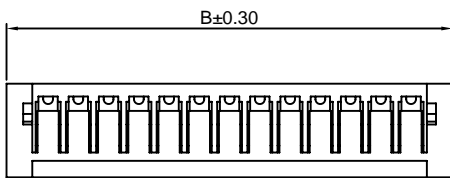
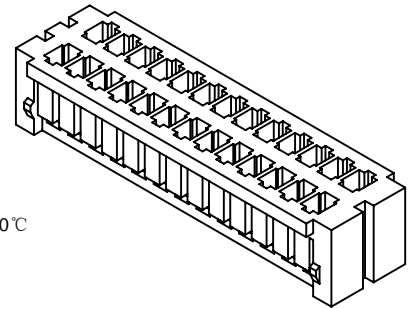
Reference Informations:

- *Material:Nylon 66,UL94V-0
- *Suitable CJT A2010-T series Terminal
- *Mates with CJT A2010WVA-F-2xXP,A2012WVB-F-2xXP series Dual Row Wafer
- *Color:Gray

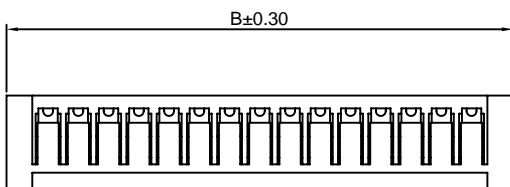
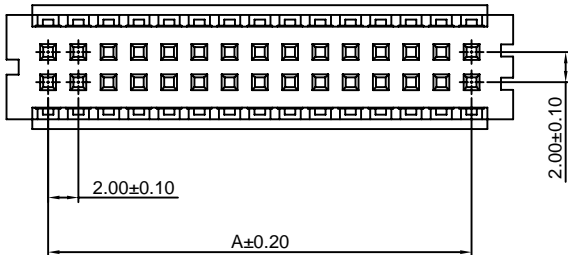
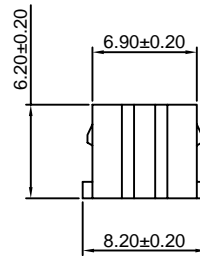


Ordering Information:

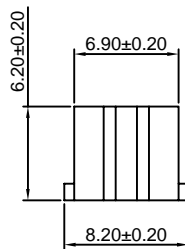
- A2010HA-2xXP - ***
 1
 2
- 1.Part No.
 - 2.Material:
 (Blank):Nylon 66,UL94V-0
 GWT:Nylon 66,UL94V-0,GWT 750 °C



2x5P~2x14P



2x15P~2x30P



Ordering Information & Dimensions:

PART NO.	Dimensions	
	A	B
2x5P	8.00	13.50
2x6P	10.00	15.50
2x7P	12.00	17.50
2x8P	14.00	19.50
2x9P	16.00	21.50
2x10P	18.00	23.50
2x11P	20.00	25.50
2x12P	22.00	27.50
2x13P	24.00	29.50
2x14P	26.00	31.50
2x15P	28.00	33.50
2x16P	30.00	35.50
2x17P	32.00	37.50
2x20P	38.00	43.50
2x25P	48.00	53.50
2x30P	58.00	63.50

Unit: mm

A2010WV-XP

2.00mm Pitch 180° Wafer

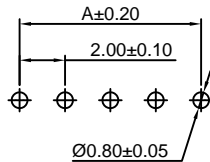
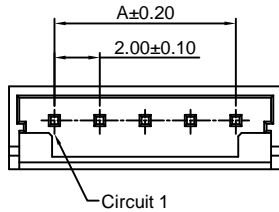
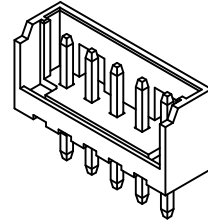
Reference Informations:

- *Material:Pin:Brass/Tin over Nickel
Insulator:Nylon 66+30%GF,UL94V-0
- *Mates with CJT A2010H-XP series Housing
- *Color:White

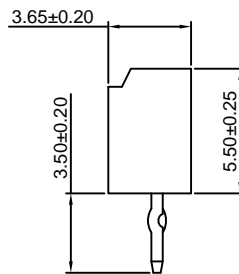
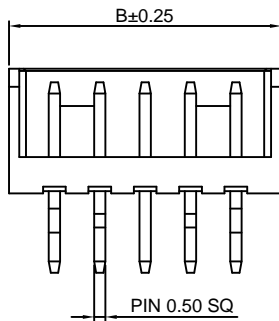
Ordering Information:

A2010WV-XP - *** - **
1 2 3

- 1.Part No.
- 2.Material:
(Blank):Nylon 66+30%GF,UL94V-0
GWT:Nylon 66,UL94V-0,GWT 750 °C
- 3.Color:
(Blank):White
BK:Black
RD:Red
YL:Yellow
BL:Blue
GN:Green



P.C.B LAYOUT



Ordering Information & Dimensions:

PART NO.	Dimensions	
	A	B
2P	2.00	6.00
3P	4.00	8.00
4P	6.00	10.00
5P	8.00	12.00
6P	10.00	14.00
7P	12.00	16.00
8P	14.00	18.00
9P	16.00	20.00
10P	18.00	22.00
11P	20.00	24.00
12P	22.00	26.00
13P	24.00	28.00
14P	26.00	30.00
15P	28.00	32.00

Unit: mm

A2010WR-XP

2.00mm Pitch 90° Wafer

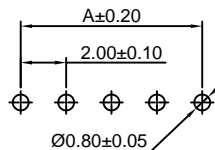
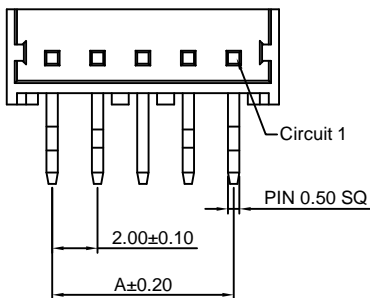
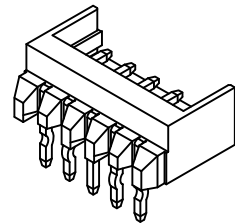
Reference Informations:

- *Material:Pin:Brass/Tin over Nickel
Insulator:Nylon 66+30%GF,UL94V-0
- *Mates with CJT A2010H-XP series Housing
- *Color:White

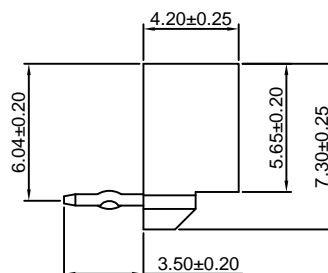
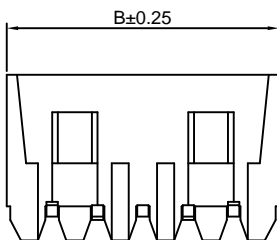
Ordering Information:

A2010WR-XP - *** - **
1 2 3

- 1.Part No.
- 2.Material:
(Blank):Nylon 66+30%GF,UL94V-0
GWT:Nylon 66,UL94V-0,GWT 750 °C
- 3.Color:
(Blank):White
BK:Black
RD:Red
YL:Yellow
BL:Blue
GN:Green



P.C.B LAYOUT



Ordering Information & Dimensions:

PART NO.	Dimensions	
	A	B
2P	2.00	6.00
3P	4.00	8.00
4P	6.00	10.00
5P	8.00	12.00
6P	10.00	14.00
7P	12.00	16.00
8P	14.00	18.00
9P	16.00	20.00
10P	18.00	22.00
11P	20.00	24.00
12P	22.00	26.00
13P	24.00	28.00
14P	26.00	30.00
15P	28.00	32.00

Unit: mm

A2010WV-F-XP

2.00mm Pitch 180° Wafer

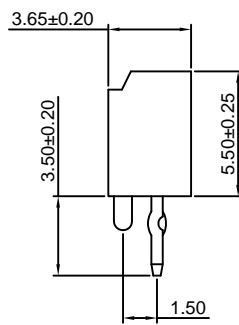
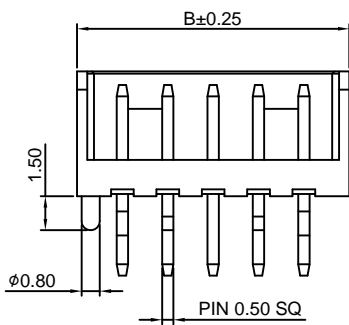
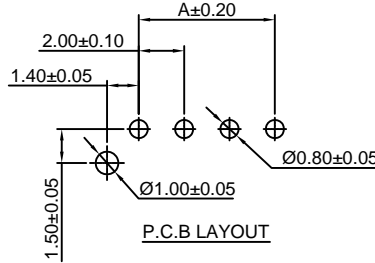
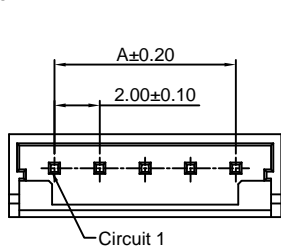
Reference Informations:

- *Material:Pin:Brass/Tin over Nickel
Insulator:Nylon 66+30%GF,UL94V-0
- *Mates with CJT A2010H-XP series Housing
- *Color:White

Ordering Information:

A2010WV-F-XP - *** - **
1 2 3

- Part No.
- Material:
(Blank):Nylon 66+30%GF,UL94V-0
GWT:Nylon 66,UL94V-0,GWT 750 °C
- Color:
(Blank):White
BK:Black
RD:Red
YL:Yellow
BL:Blue
GN:Green



Ordering Information & Dimensions:

PART NO.	Dimensions	
	A	B
2P	2.00	6.00
3P	4.00	8.00
4P	6.00	10.00
5P	8.00	12.00
6P	10.00	14.00
7P	12.00	16.00
8P	14.00	18.00
9P	16.00	20.00
10P	18.00	22.00
11P	20.00	24.00
12P	22.00	26.00
13P	24.00	28.00
14P	26.00	30.00
15P	28.00	32.00

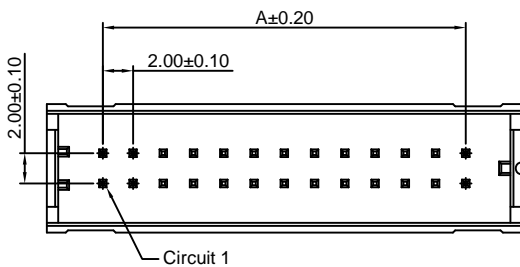
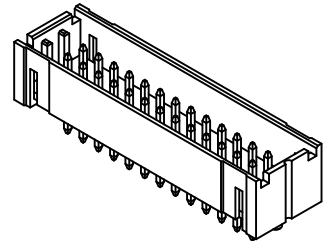
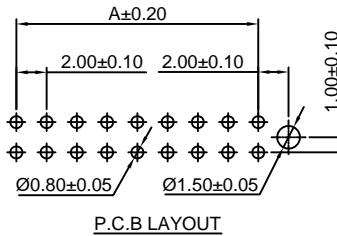
Unit: mm

A2010WVA-F-2xXP

2.00mm Pitch 180° Dual Row Wafer

Reference Informations:

- *Material:Pin:Brass/Tin over Nickel
Insulator:Nylon 66,UL94V-0
- *Mates with CJT A2010HA-2xXP series Dual Row Housing
- *Color:Gray



Ordering Information:

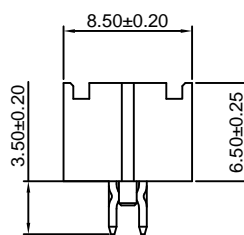
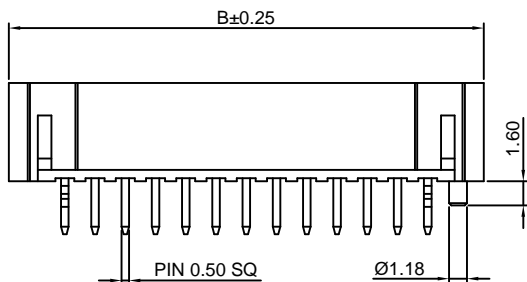
A2010WVA-F-2xXP - ***
1 2

- Part No.
- Material:
(Blank):Nylon 66,UL94V-0
GWT:Nylon 66,UL94V-0,GWT 750 °C

Ordering Information & Dimensions:

PART NO.	Dimensions	
	A	B
2x2P	2.00	9.40
2x3P	4.00	11.40
2x4P	6.00	13.40
2x5P	8.00	15.40
2x6P	10.00	17.40
2x7P	12.00	19.40
2x8P	14.00	21.40
2x9P	16.00	23.40
2x10P	18.00	25.40
2x11P	20.00	27.40
2x12P	22.00	29.40
2x13P	24.00	31.40
2x14P	26.00	33.40
2x15P	28.00	35.40
2x16P	30.00	37.40
2x17P	32.00	39.40
2x20P	38.00	45.40
2x25P	48.00	55.40
2x30P	58.00	65.40

Unit: mm



A2010WVB-F-2xXP

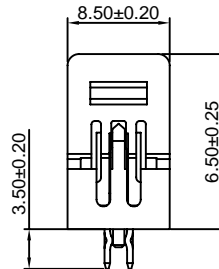
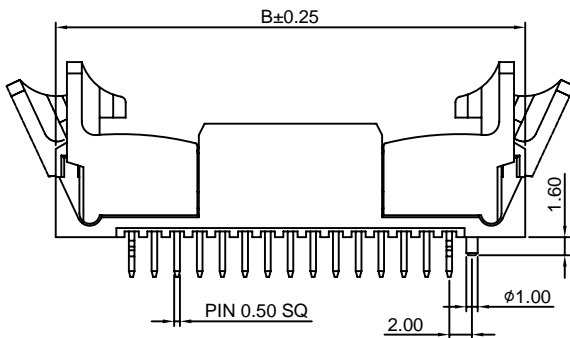
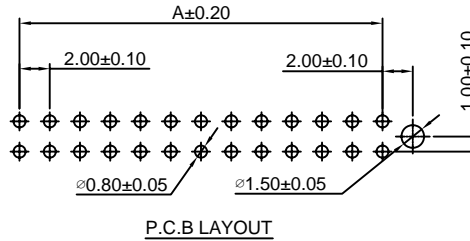
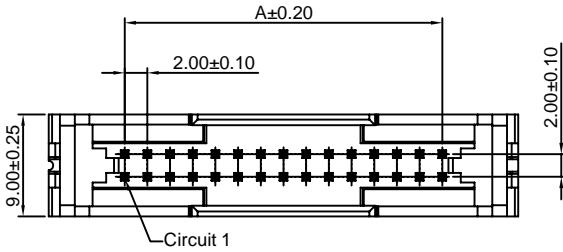
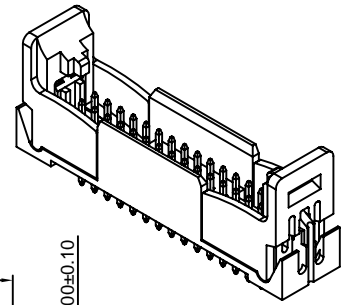
2.00mm Pitch 180° Dual Row Wafer

Reference Informations:

- *Material:Pin:Brass/Tin over Nickel
Insulator:Nylon 66,UL94V-0
- *Mates with CJT A2010HA-2xXP series Dual Row Housing
- *Color:Gray

Ordering Information:
A2010WVB-F-2xXP - ***
1 2

- 1.Part No.
- 2.Material:
(Blank):Nylon 66,UL94V-0
GWT:Nylon 66,UL94V-0,GWT 750 °C



Ordering Information & Dimensions:

PART NO.	Dimensions	
	A	B
2x15P	28.00	41.40
2x17P	32.00	45.40
2x20P	38.00	51.40
2x25P	48.00	61.40
2x30P	58.00	71.40

Unit: mm

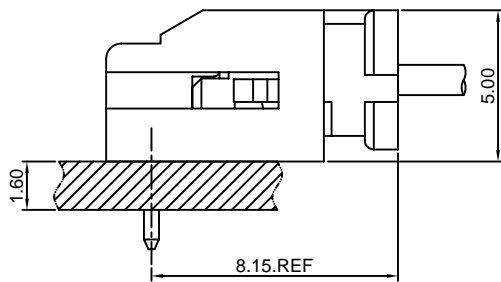
Specifications

- Current rating:3A AC,DC
- Voltage rating:250V AC,DC
- Temperature range:-40°C~+105°C
- Contact resistance:30mΩMax.
- Insulation resistance:650MΩMin.
- Withstanding voltage:800V AC/minute
- *Compliant with RoHS and REACH*
- *Meet the HF/Halogen Free,need to customize*
- *Contact CJT for details*

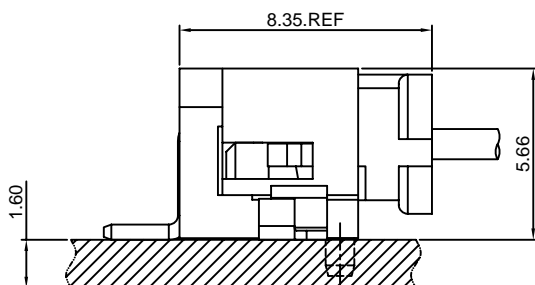
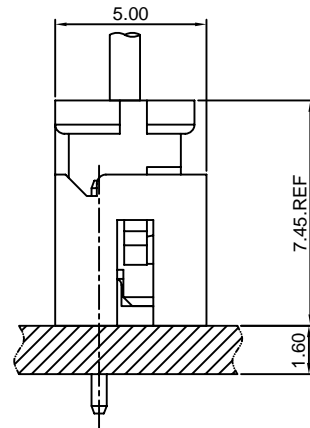
Standards



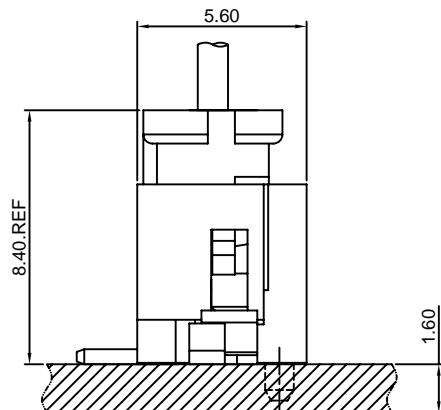
Assembly layout



DIP TYPE



SMT TYPE

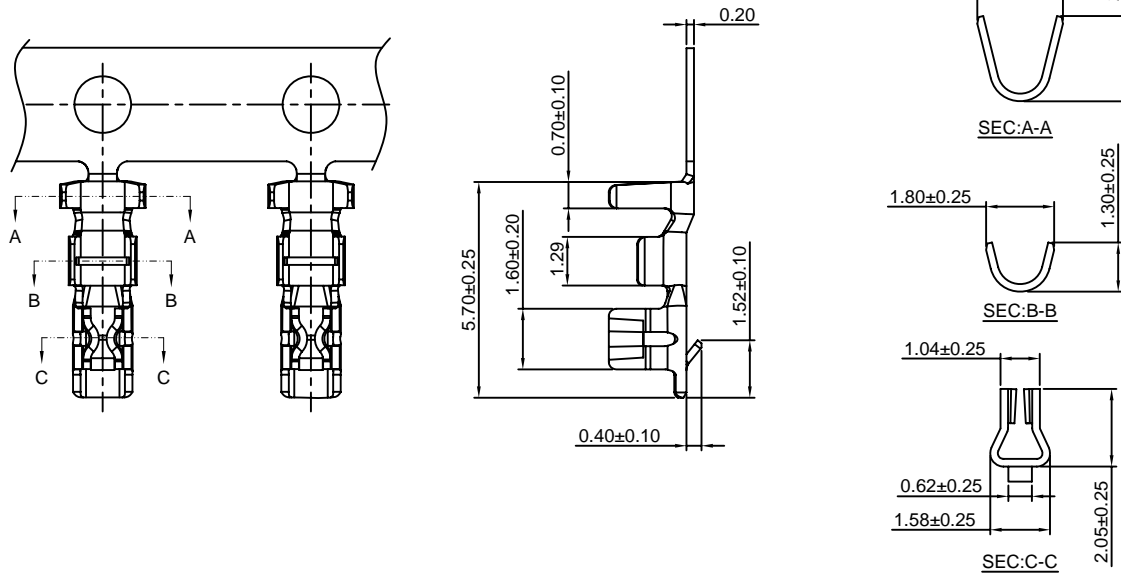


A2011-T

2.00mm pitch Crimp Terminal

Reference Informations:

*Used in CJT A2011H-XP series Housing



Ordering information & Specifications:

Unit:mm

Part NO.	Wire Range	Insulation O.D.	Material	Finish	Qty/reel
A2011-TP	AWG#22-#28	1.45mm(max)	Phosphor Bronze	Tin over Nickel	10,000 PCS
A2011-GP	AWG#22-#28	1.45mm(max)	Phosphor Bronze	Gold over Nickel	10,000 PCS

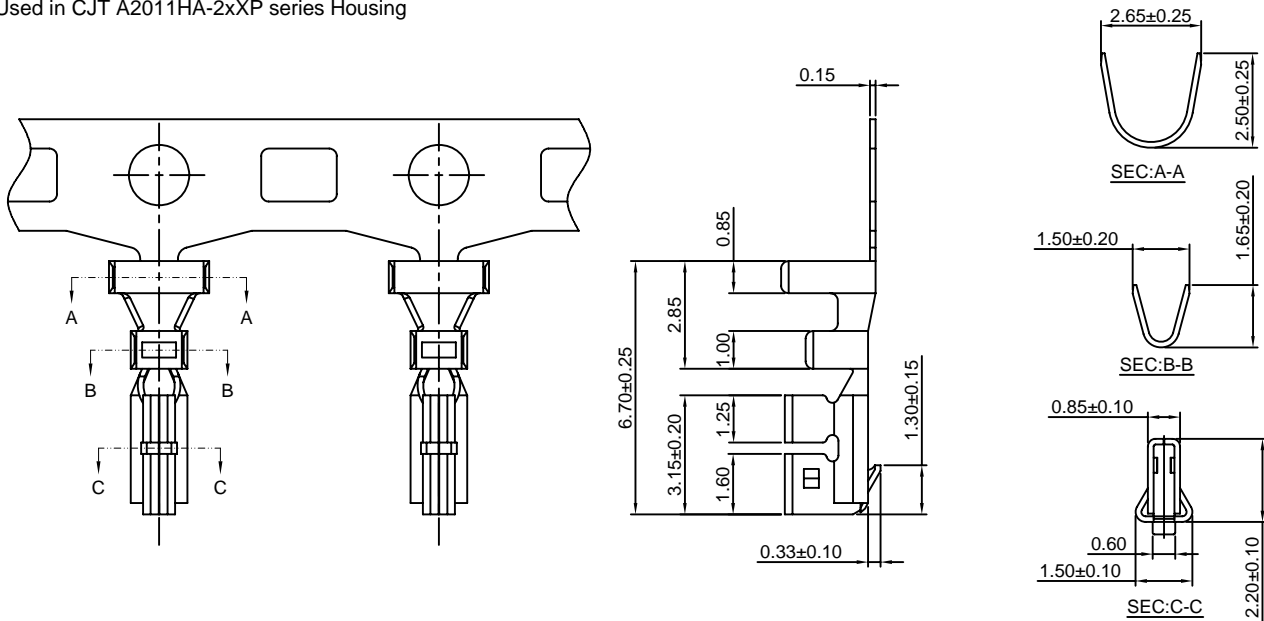
Optional Gold plating available but MOQ requested

A2011-T-A

2.00mm pitch Crimp Terminal

Reference Informations:

*Used in CJT A2011HA-2xXP series Housing



Ordering information & Specifications:

Unit:mm

Part NO.	Wire Range	Insulation O.D.	Material	Finish	Qty/reel
A2011-TP-A	AWG#22-#28	1.45mm(max)	Phosphor Bronze	Tin over Nickel	10,000 PCS
A2011-GP-A	AWG#22-#28	1.45mm(max)	Phosphor Bronze	Gold over Nickel	10,000 PCS

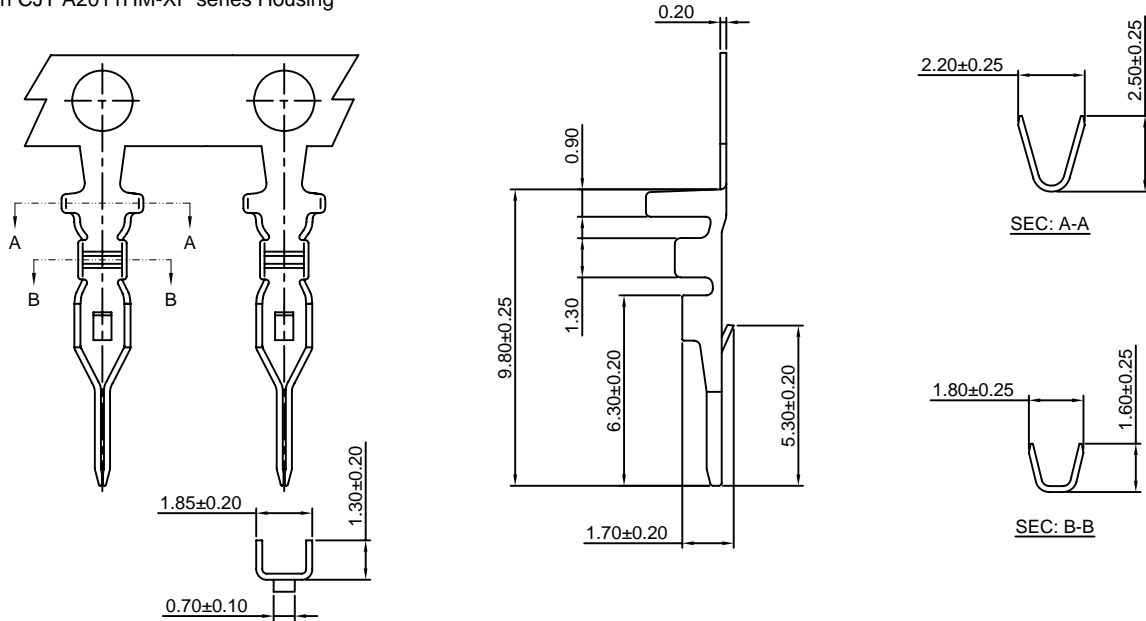
Optional Gold plating available but MOQ requested

A2011M-T

2.00mm pitch Crimp Terminal

Reference Informations:

*Used in CJT A2011HM-XP series Housing



Ordering information & Specifications:

Unit:mm

Part NO.	Wire Range	Insulation O.D.	Material	Finish	Qty/reel
A2011M-TP	AWG#24-#28	1.45mm(max)	Phosphor Bronze	Tin over Nickel	10,000 PCS
A2011M-GP	AWG#24-#28	1.45mm(max)	Phosphor Bronze	Gold over Nickel	10,000 PCS

Optional Gold plating available but MOQ requested

A2011H-XP

2.00mm pitch Housing

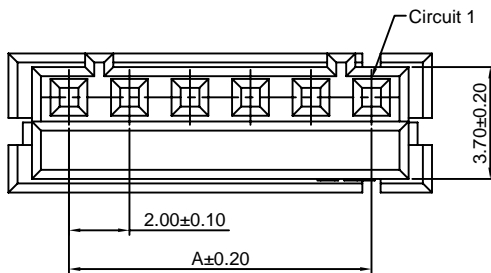
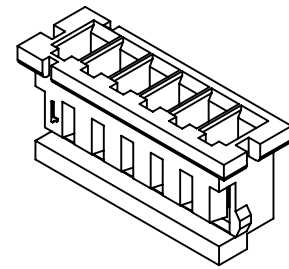
Reference Informations:

*Material:Nylon 66,UL94V-0

*Suitable CJT A2011-T series Terminal

*Mates with CJT A2011WV,WR,WV-S,WR-S-XP, A2011WV-S-F,WR-S-F-XP series Wafer

*Color:Black



Ordering Information:

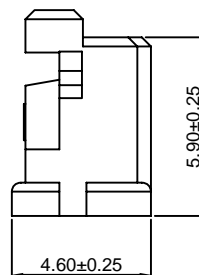
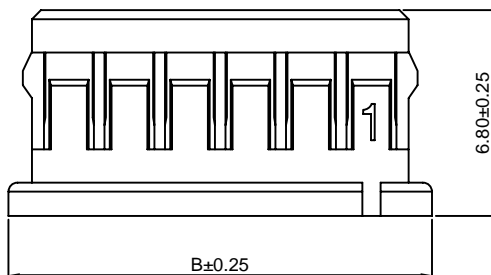
A2011H-XP - ***
1 2

1.Part No.

2.Material:

(Blank):Nylon 66,UL94V-0

GWT:Nylon 66,UL94V-0 GWT 750 °C



Ordering Information & Dimensions:

PART NO.	Dimensions	
	A	B
2P	2.00	6.00
3P	4.00	8.00
4P	6.00	10.00
5P	8.00	12.00
6P	10.00	14.00
7P	12.00	16.00
8P	14.00	18.00
9P	16.00	20.00
10P	18.00	22.00
11P	20.00	24.00
12P	22.00	26.00
13P	24.00	28.00
14P	26.00	30.00
15P	28.00	32.00

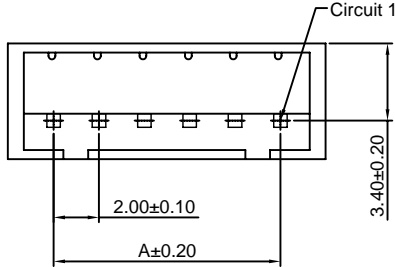
Unit: mm

A2011HM-XP

2.00mm pitch Housing

Reference Informations:

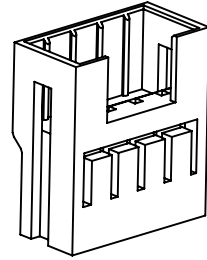
- *Material:Nylon 66,UL94V-0
- *Suitable CJT A2011M-T series Terminal
- *Mates with CJT A2011H-XP series Housing
- *Color:Black



Ordering Information:

A2011HM-XP - ***
1 / 2

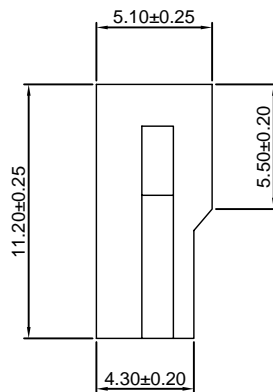
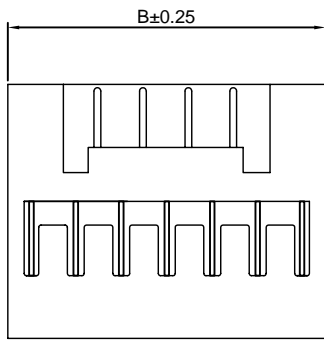
- 1.Part No.
- 2.Material:
(Blank):Nylon 66,UL94V-0
GWT:Nylon 66,UL94V-0 GWT 750 °C



Ordering Information & Dimensions:

PART NO.	Dimensions	
	A	B
2P	2.00	6.00
3P	4.00	8.00
4P	6.00	10.00
5P	8.00	12.00
6P	10.00	14.00
7P	12.00	16.00
8P	14.00	18.00
9P	16.00	20.00
10P	18.00	22.00
11P	20.00	24.00
12P	22.00	26.00
13P	24.00	28.00
14P	26.00	30.00
15P	28.00	32.00

Unit: mm

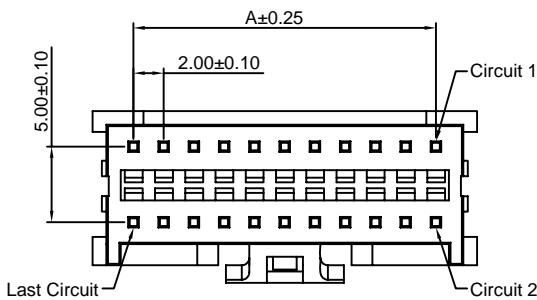


A2011HA-2xXP

2.00mm pitch Dual Row Housing

Reference Informations:

- *Material:Nylon 66,UL94V-0
- *Suitable CJT A2011-T-A series Terminal
- *Mates with CJT A2011WVA,WRA-2xXP series Dual Row Wafer
- *Color:White



Ordering Information:

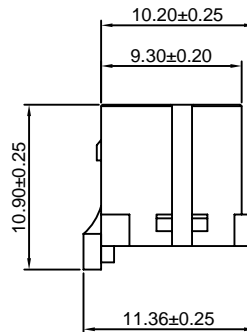
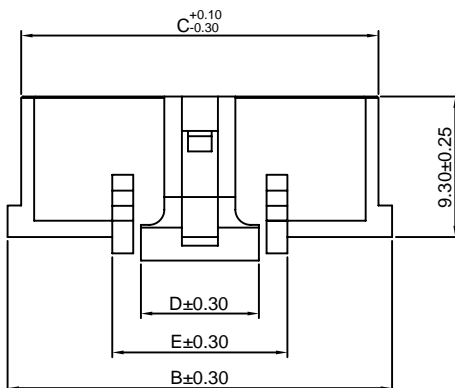
A2011HA-2xXP - ***
1 / 2

- 1.Part No.
- 2.Material:
(Blank):Nylon 66,UL94V-0
GWT:Nylon 66,UL94V-0 GWT 750 °C

Ordering Information & Dimensions:

PART NO.	Dimensions				
	A	B	C	D	E
2x4P	6.00	11.40	9.60	4.70	8.40
2x5P	8.00	13.40	11.60	4.70	8.40
2x6P	10.00	15.40	13.60	7.80	11.60
2x7P	12.00	17.40	15.60	7.80	11.60
2x8P	14.00	19.40	17.60	7.80	11.60
2x9P	16.00	21.40	19.60	7.80	11.60
2x10P	18.00	23.40	21.60	7.80	11.60
2x11P	20.00	25.40	23.60	7.80	11.60
2x12P	22.00	27.40	25.60	7.80	11.60
2x13P	24.00	29.40	27.60	7.80	11.60
2x14P	26.00	31.40	29.60	7.80	11.60
2x15P	28.00	33.40	31.60	7.80	11.60
2x16P	30.00	35.40	33.60	7.80	11.60
2x17P	32.00	37.40	35.60	7.80	11.60
2x18P	34.00	39.40	37.60	7.80	11.60
2x19P	36.00	41.40	39.60	7.80	11.60
2x20P	38.00	43.40	41.60	7.80	11.60

Unit: mm



A2011WV-XP-G

2.00mm pitch 180° Wafer

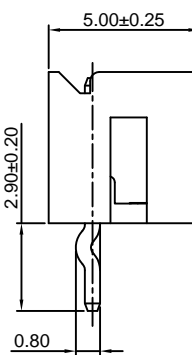
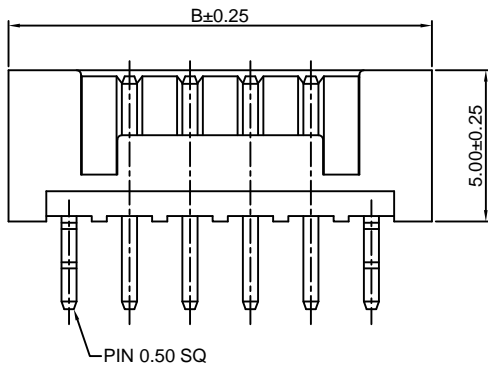
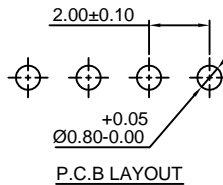
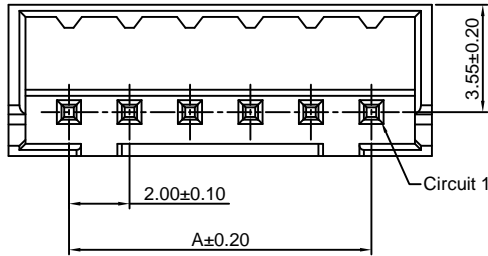
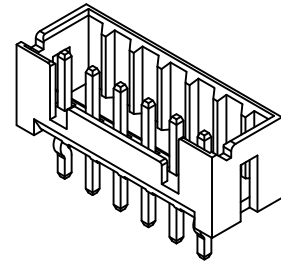
Reference Informations:

- *Material: Pin: Brass/Gold over Nickel
Insulator: Nylon 66, UL94V-0
- *Mates with CJT A2011H-XP series Housing
- *Color: Black

Ordering Information:

A2011WV-XP - *** - **
1 2 3

1. Part No.
2. Material:
(Blank): Nylon 66, UL94V-0
GWT: Nylon 66, UL94V-0, GWT 750°C
3. Finish:
(blank): Tin over Nickel
G: Gold over Nickel



Ordering Information & Dimensions:

PART NO.	Dimensions	
	A	B
2P	2.00	6.00
3P	4.00	8.00
4P	6.00	10.00
5P	8.00	12.00
6P	10.00	14.00
7P	12.00	16.00
8P	14.00	18.00
9P	16.00	20.00
10P	18.00	22.00
11P	20.00	24.00
12P	22.00	26.00
13P	24.00	28.00
14P	26.00	30.00
15P	28.00	32.00

Unit: mm

A2011WR-XP-G

2.00mm pitch 90° Wafer

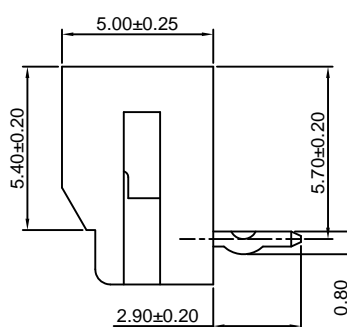
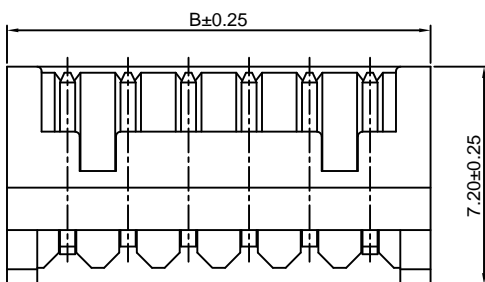
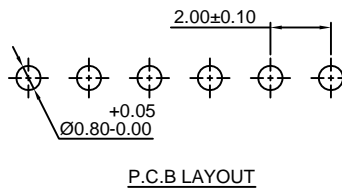
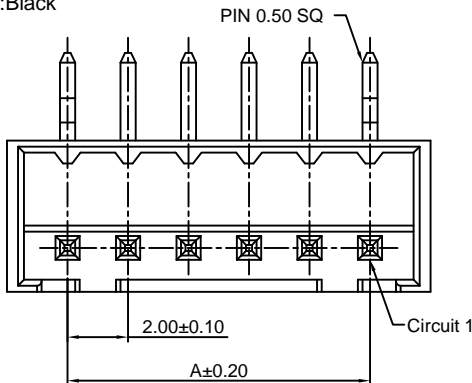
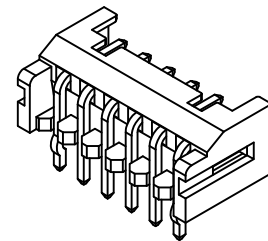
Reference Informations:

- *Material: Pin: Brass/Gold over Nickel
Insulator: Nylon 66, UL94V-0
- *Mates with CJT A2011H-XP series Housing
- *Color: Black

Ordering Information:

A2011WR-XP - *** - **
1 2 3

1. Part No.
2. Material:
(Blank): Nylon 66, UL94V-0
GWT: Nylon 66, UL94V-0, GWT 750°C
3. Finish:
(blank): Tin over Nickel
G: Gold over Nickel



Ordering Information & Dimensions:

PART NO.	Dimensions	
	A	B
2P	2.00	6.00
3P	4.00	8.00
4P	6.00	10.00
5P	8.00	12.00
6P	10.00	14.00
7P	12.00	16.00
8P	14.00	18.00
9P	16.00	20.00
10P	18.00	22.00
11P	20.00	24.00
12P	22.00	26.00
13P	24.00	28.00
14P	26.00	30.00
15P	28.00	32.00

Unit: mm

A2011WV-S-XP

2.00mm pitch 180° Wafer - SMT TYPE

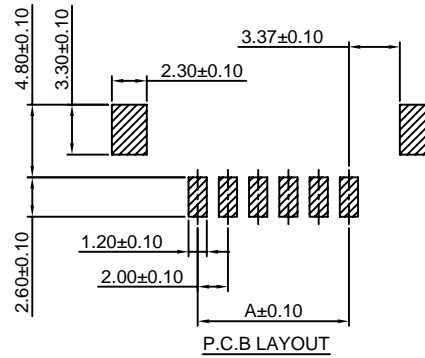
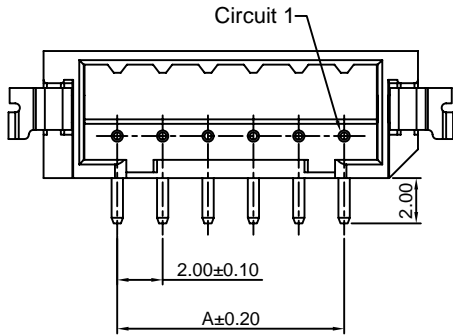
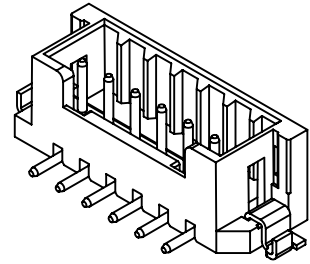
Reference Informations:

- *Material: Pin: Brass/Tin over Nickel
Solder Tabs: Brass/Tin over Nickel
Insulator: Nylon 6T, UL94V-0
- *Mates with CJT A2011H-XP series Housing
- *Color: Ivory

Ordering Information:

A2011WV-S-XP - *** - **
1 2 3

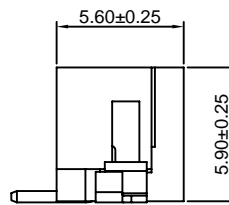
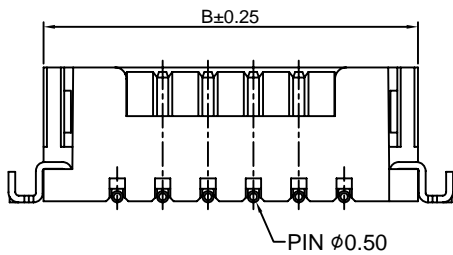
1. Part No.
2. Material:
(Blank): Nylon 6T, UL94V-0
GWT: Nylon 6T, UL94V-0, GWT 750 °C
3. Finish:
(blank): Tin over Nickel
G: Gold over Nickel



Ordering Information & Dimensions:

PART NO.	Dimensions	
	A	B
2P	2.00	8.50
3P	4.00	10.50
4P	6.00	12.50
5P	8.00	14.50
6P	10.00	16.50
7P	12.00	18.50
8P	14.00	20.50
9P	16.00	22.50
10P	18.00	24.50
11P	20.00	26.50
12P	22.00	28.50
13P	24.00	30.50
14P	26.00	32.50
15P	28.00	34.50

Unit: mm



A2011WR-S-XP

2.00mm pitch 90° Wafer - SMT TYPE

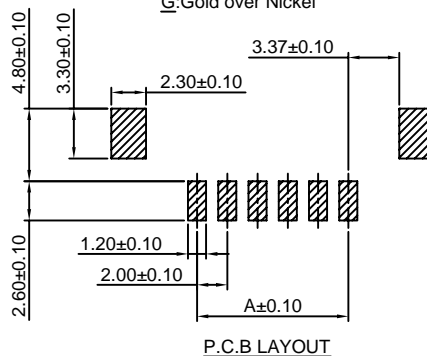
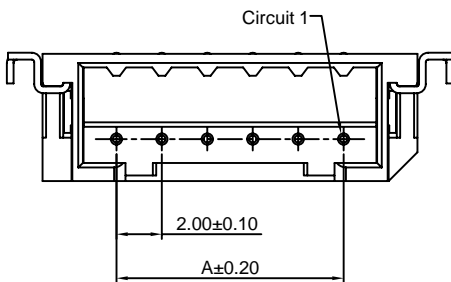
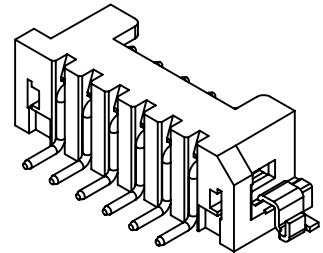
Reference Informations:

- *Material: Pin: Brass/Tin over Nickel
Solder Tabs: Brass/Tin over Nickel
Insulator: Nylon 6T, UL94V-0
- *Mates with CJT A2011H-XP series Housing
- *Color: Ivory

Ordering Information:

A2011WR-S-XP - *** - **
1 2 3

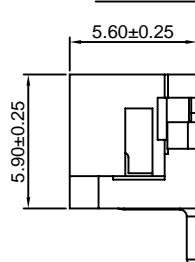
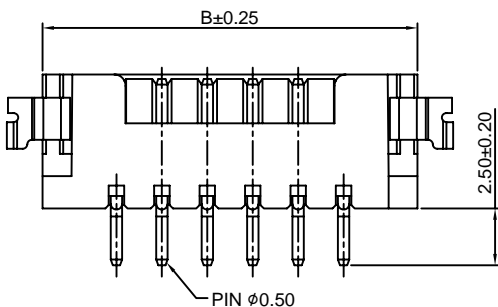
1. Part No.
2. Material:
(Blank): Nylon 6T, UL94V-0
GWT: Nylon 6T, UL94V-0, GWT 750 °C
3. Finish:
(blank): Tin over Nickel
G: Gold over Nickel



Ordering Information & Dimensions:

PART NO.	Dimensions	
	A	B
2P	2.00	8.50
3P	4.00	10.50
4P	6.00	12.50
5P	8.00	14.50
6P	10.00	16.50
7P	12.00	18.50
8P	14.00	20.50
9P	16.00	22.50
10P	18.00	24.50
11P	20.00	26.50
12P	22.00	28.50
13P	24.00	30.50
14P	26.00	32.50
15P	28.00	34.50

Unit: mm



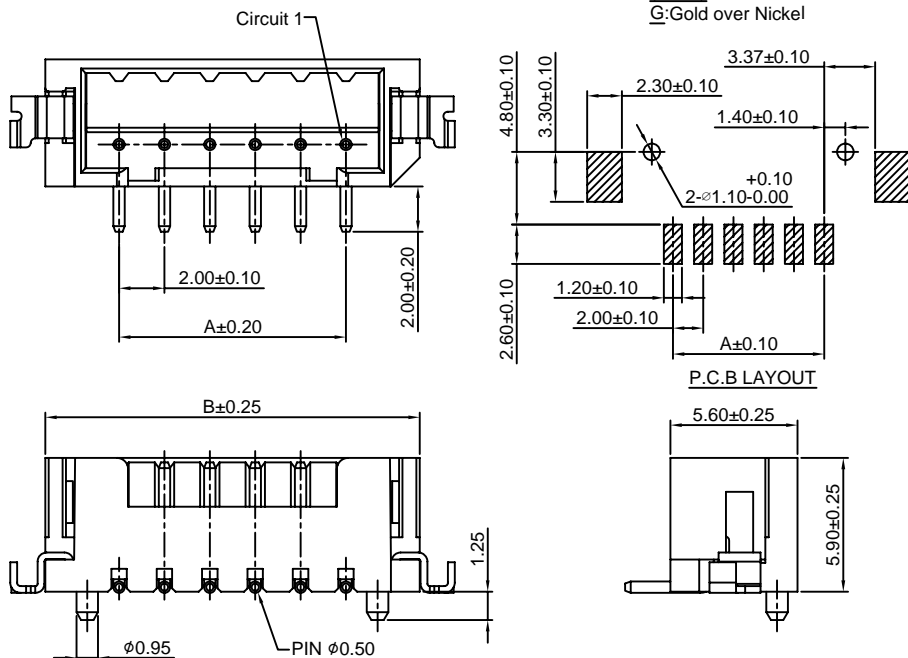
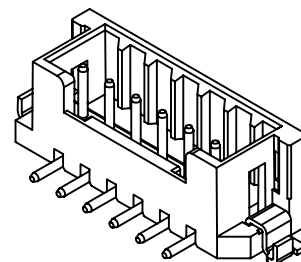
A2011WV-S-F-XP

2.00mm pitch 180° Wafer Boss-SMT TYPE

Reference Informations:

- *Material:Pin:Brass/Tin over Nickel
Solder Tabs: Brass/Tin over Nickel
Insulator:Nylon 6T,UL94V-0
- *Mates with CJT A2011H-XP series Housing
- *Color:Ivory

- Ordering Information:
A2011WV-S-F-XP - *** - **
1 2 3
- 1.Part No.
 - 2.Material:
(Blank):Nylon 6T,UL94V-0
GWT:Nylon 6T,UL94V-0,GWT 750 °C
 - 3.Finish:
(blank):Tin over Nickel
G:Gold over Nickel



Ordering Information & Dimensions:

PART NO.	Dimensions	
	A	B
2P	2.00	8.50
3P	4.00	10.50
4P	6.00	12.50
5P	8.00	14.50
6P	10.00	16.50
7P	12.00	18.50
8P	14.00	20.50
9P	16.00	22.50
10P	18.00	24.50
11P	20.00	26.50
12P	22.00	28.50
13P	24.00	30.50
14P	26.00	32.50
15P	28.00	34.50

Unit: mm

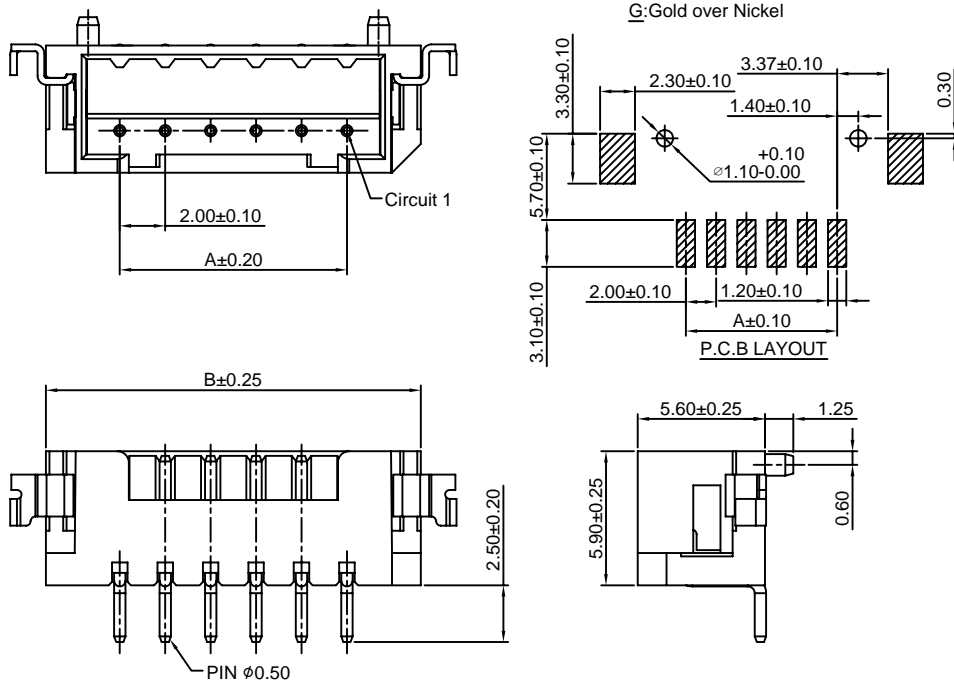
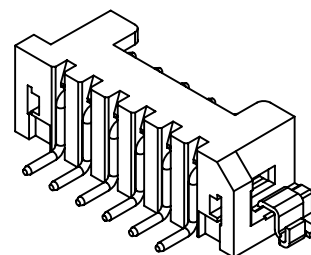
A2011WR-S-F-XP

2.00mm pitch 90° Wafer Boss-SMT TYPE

Reference Informations:

- *Material:Pin:Brass/Tin over Nickel
Solder Tabs: Brass/Tin over Nickel
Insulator:Nylon 6T,UL94V-0
- *Mates with CJT A2011H-XP series Housing
- *Color:Ivory

- Ordering Information:
A2011WR-S-F-XP - *** - **
1 2 3
- 1.Part No.
 - 2.Material:
(Blank):Nylon 6T,UL94V-0
GWT:Nylon 6T,UL94V-0,GWT 750 °C
 - 3.Finish:
(blank):Tin over Nickel
G:Gold over Nickel



Ordering Information & Dimensions:

PART NO.	Dimensions	
	A	B
2P	2.00	8.50
3P	4.00	10.50
4P	6.00	12.50
5P	8.00	14.50
6P	10.00	16.50
7P	12.00	18.50
8P	14.00	20.50
9P	16.00	22.50
10P	18.00	24.50
11P	20.00	26.50
12P	22.00	28.50
13P	24.00	30.50
14P	26.00	32.50
15P	28.00	34.50

Unit: mm

A2011WVA-2xXP

2.00mm pitch 180° Dual Row Wafer

Reference Informations:

- *Material:Pin:Brass/Tin over Nickel
Insulator:PBT,UL94V-0
- *Mates with CJT A2011HA-2xXP series Dual Row Housing
- *Color:White

Ordering Information:

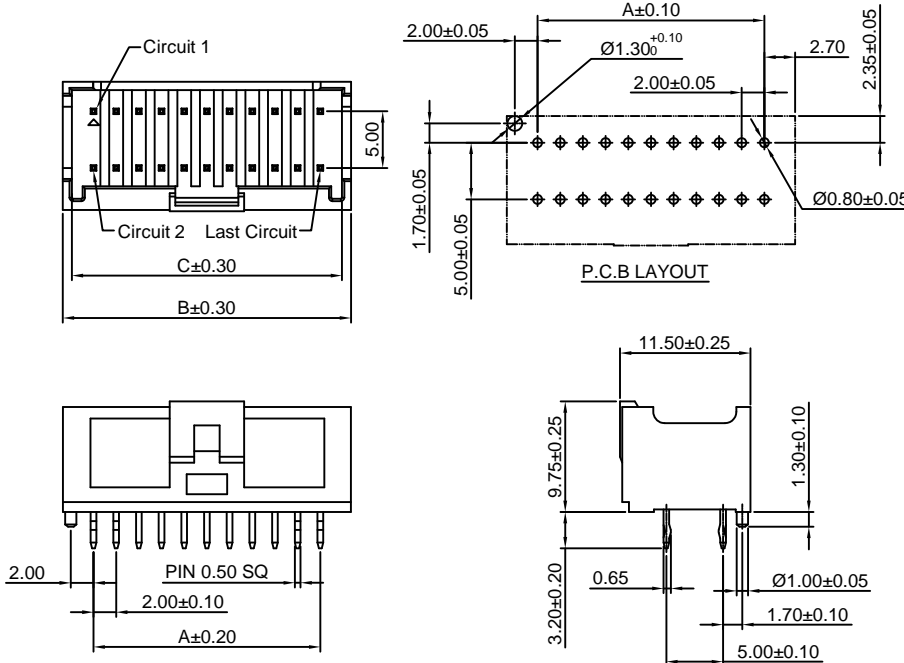
A2011WVA-2xXP - *** - **
1 2 3

- Part No.
- Material:
(Blank):PBT,UL94V-0
GWT:PBT,UL94V-0,GWT 750°C
- Finish:
(blank):Tin over Nickel
G:Gold over Nickel

Ordering Information & Dimensions:

PART NO.	Dimensions		
	A	B	C
2x4P	6.00	11.40	9.80
2x5P	8.00	13.40	11.80
2x6P	10.00	15.40	13.80
2x7P	12.00	17.40	15.80
2x8P	14.00	19.40	17.80
2x9P	16.00	21.40	19.80
2x10P	18.00	23.40	21.80
2x11P	20.00	25.40	23.80
2x12P	22.00	27.40	25.80
2x13P	24.00	29.40	27.80
2x14P	26.00	31.40	29.80
2x15P	28.00	33.40	31.80
2x16P	30.00	35.40	33.80
2x17P	32.00	37.40	35.80
2x18P	34.00	39.40	37.80
2x19P	36.00	41.40	39.80
2x20P	38.00	43.40	41.80

Unit: mm



A2011WRA-2xXP

2.00mm pitch 90° Dual Row Wafer

Reference Informations:

- *Material:Pin:Brass/Tin over Nickel
Insulator:PBT,UL94V-0
- *Mates with CJT A2011HA-2xXP series Dual Row Housing
- *Color:White

Ordering Information:

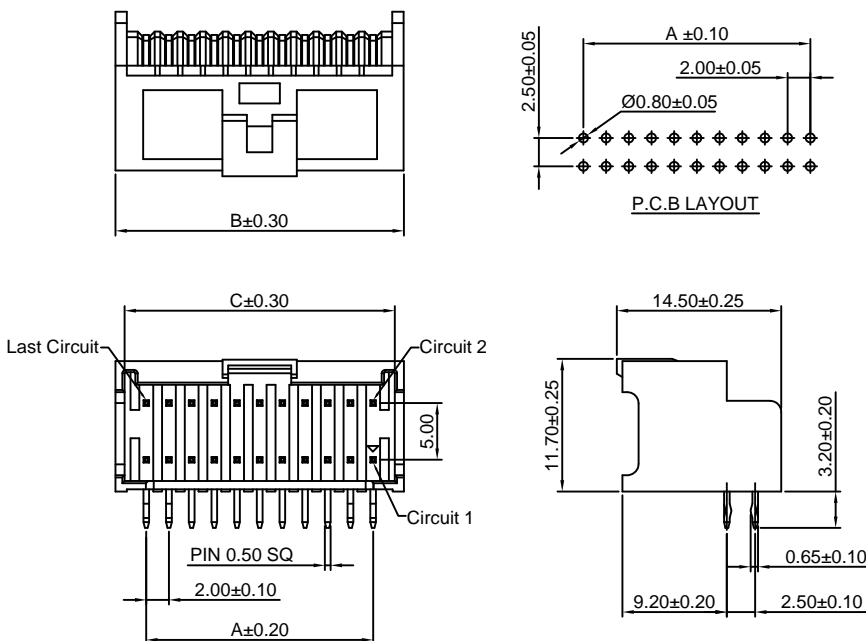
A2011WRA-2xXP - *** - **
1 2 3

- Part No.
- Material:
(Blank):PBT,UL94V-0
GWT:PBT,UL94V-0,GWT 750°C
- Finish:
(blank):Tin over Nickel
G:Gold over Nickel

Ordering Information & Dimensions:

PART NO.	Dimensions		
	A	B	C
2x4P	6.00	11.40	9.80
2x5P	8.00	13.40	11.80
2x6P	10.00	15.40	13.80
2x7P	12.00	17.40	15.80
2x8P	14.00	19.40	17.80
2x9P	16.00	21.40	19.80
2x10P	18.00	23.40	21.80
2x11P	20.00	25.40	23.80
2x12P	22.00	27.40	25.80
2x13P	24.00	29.40	27.80
2x14P	26.00	31.40	29.80
2x15P	28.00	33.40	31.80
2x16P	30.00	35.40	33.80
2x17P	32.00	37.40	35.80
2x18P	34.00	39.40	37.80
2x19P	36.00	41.40	39.80
2x20P	38.00	43.40	41.80

Unit: mm



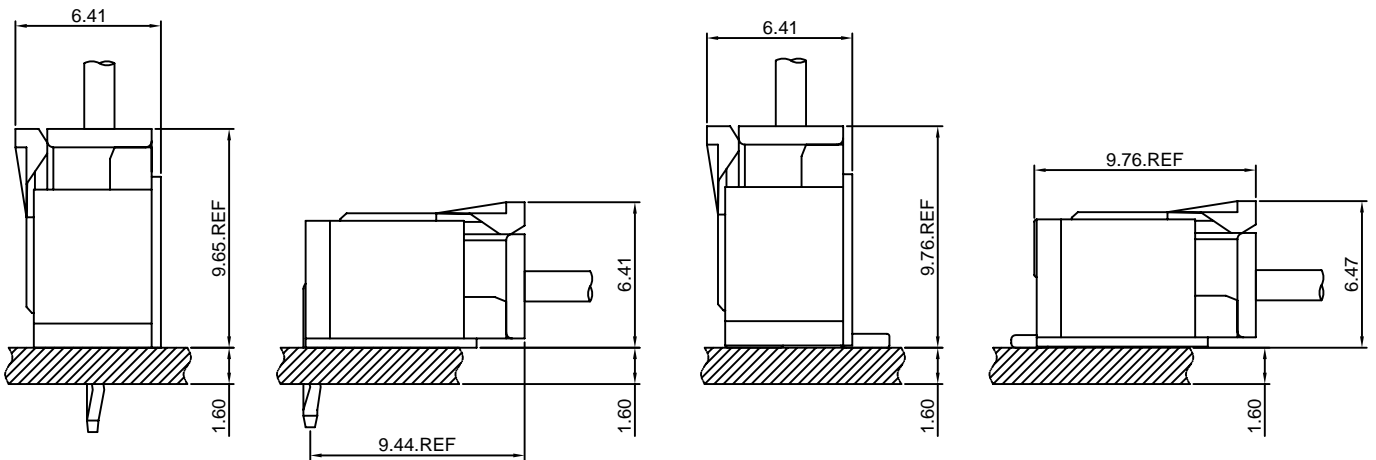
Specifications

- Current rating:3A AC,DC
- Voltage rating:250V AC,DC
- Temperature range:-40°C~+105°C
- Contact resistance:10mΩMax.
- Insulation resistance:1000MΩMin.
- Withstanding voltage:800V AC/minute
- *Compliant with RoHS and REACH*
- *Meet the HF/Halogen Free,need to customize*
- *Contact CJT for details*

Standards



Assembly layout

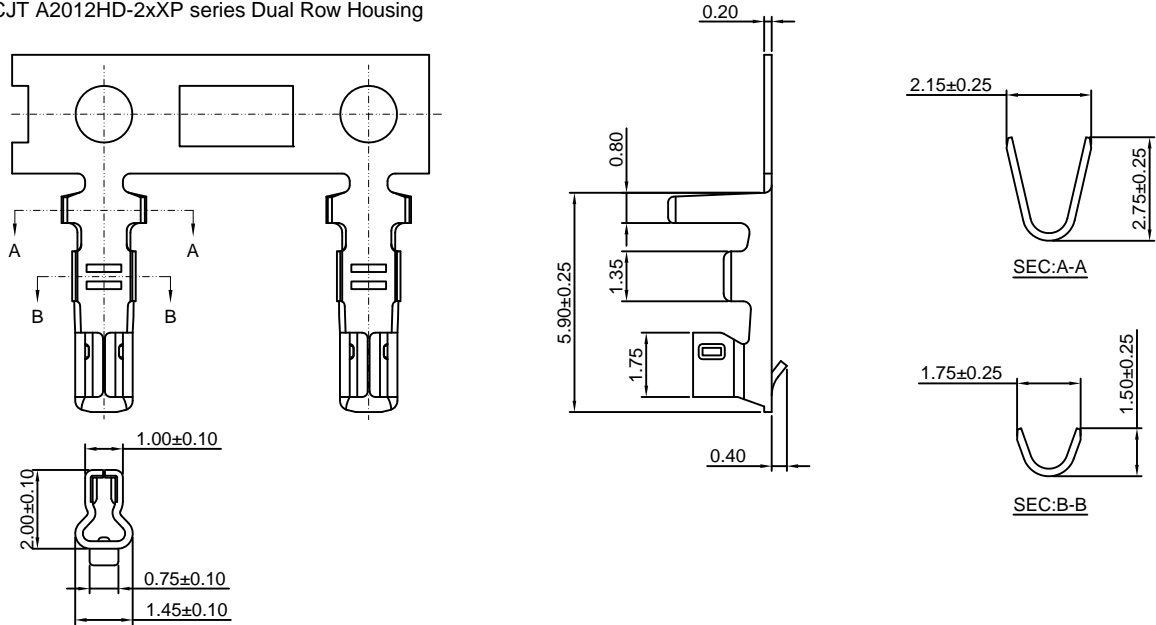


A2012-T-D

2.00mm pitch Crimp Terminal

Reference Informations:

*Used in CJT A2012HD-2xXP series Dual Row Housing



Ordering information & Specifications:

Unit:mm

Part NO.	Wire Range	Insulation O.D.	Material	Finish	Qty/reel
A2012-TP-D	AWG#24-#30	1.50mm(max)	Phosphor Bronze	Tin over Nickel	10,000 PCS
A2012-GP-D	AWG#24-#30	1.50mm(max)	Phosphor Bronze	Gold over Nickel	10,000 PCS

Optional Gold plating available but MOQ requested

A2012H-XP

2.00mm pitch Housing

Reference Informations:

*Material:Nylon 66,UL94V-0

*Suitable CJT A2006-T series Terminal

*Mates with CJT A2012WV,WR,WV-S,WR-S,WV-F-XP, A2012WVA,WRA,WVA-F,WRA-F-XP series Wafer

*Color:White

Ordering Information:

A2012H-XP - *** - **
1 2 3

1.Part No.

2.Material:

(Blank):Nylon 66,UL94V-0

GWT:Nylon 66,UL94V-0,GWT 750 °C

3.Color:

(Blank):White

BK:Black

RD:Red

BL:Blue

GN:Green

OR:Orange

BR:Brown

VI:Violet

PK:Pink

YL:Yellow

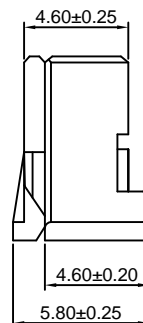
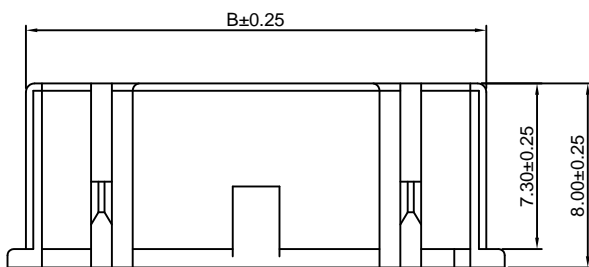
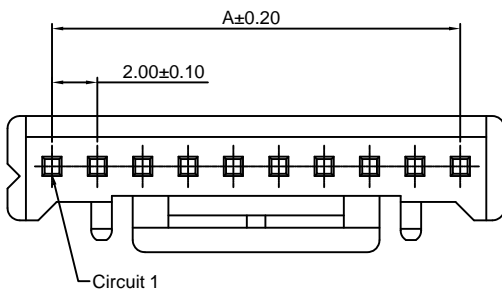
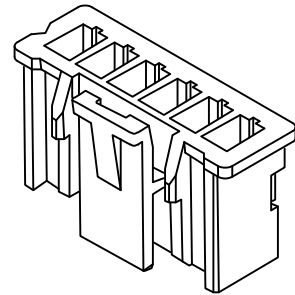
LY:Lemon yellow

VY:Vivid yellow

LE:Light blue

GY:Gray

TR:Tomato red



Ordering Information & Dimensions:

PART NO.	Dimensions	
	A	B
2P	2.00	4.30
3P	4.00	6.30
4P	6.00	8.30
5P	8.00	10.30
6P	10.00	12.30
7P	12.00	14.30
8P	14.00	16.30
9P	16.00	18.30
10P	18.00	20.30
11P	20.00	22.30
12P	22.00	24.30
13P	24.00	26.30
14P	26.00	28.30
15P	28.00	30.30
16P	30.00	32.30

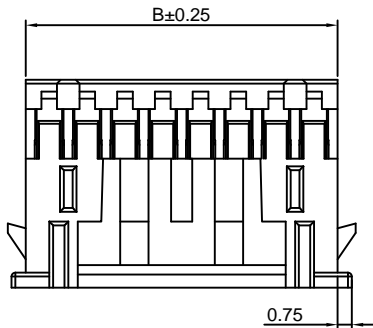
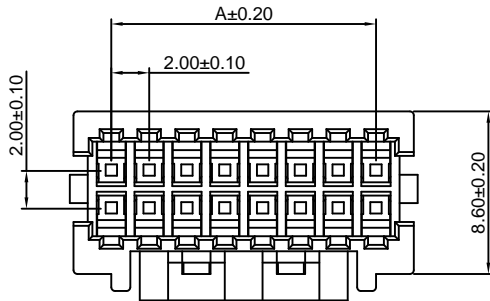
Unit: mm

A2012HD-2xXP

2.00mm pitch Dual Row Housing

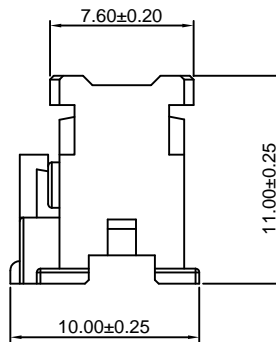
Reference Informations:

- *Material:Nylon 66,UL94V-0
- *Suitable CJT A2012-T-D series Terminal
- *Mates with CJT A2012WV,WV-F,WR-F-2xXP series Dual Row Wafer
- *Color:White



Ordering Information:

- A2012HD-2xXP - ***
 1 2
- Part No.
 - Material:
 (Blank):Nylon 66,UL94V-0
 GWT:Nylon 66,UL94V-0,GWT 750 °C



Ordering Information & Dimensions:

PART NO.	Dimensions	
	A	B
2x2P	2.00	5.00
2x3P	4.00	7.00
2x4P	6.00	9.00
2x5P	8.00	10.50
2x6P	10.00	12.50
2x7P	12.00	14.50
2x8P	14.00	16.50
2x9P	16.00	18.50
2x10P	18.00	20.50
2x11P	20.00	22.50
2x12P	22.00	24.50
2x13P	24.00	26.50
2x14P	26.00	28.50
2x15P	28.00	30.50
2x16P	30.00	32.50
2x17P	32.00	34.50
2x18P	34.00	36.50
2x19P	36.00	38.50
2x20P	38.00	40.50

Unit: mm

A2012WV-XP

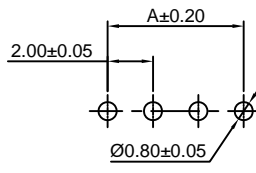
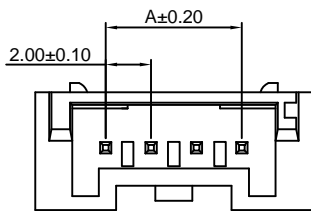
2.00mm pitch 180° Wafer

Reference Informations:

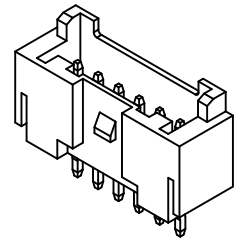
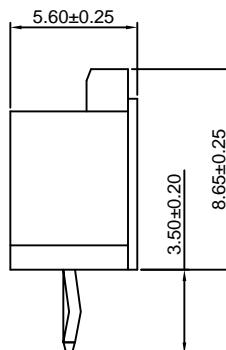
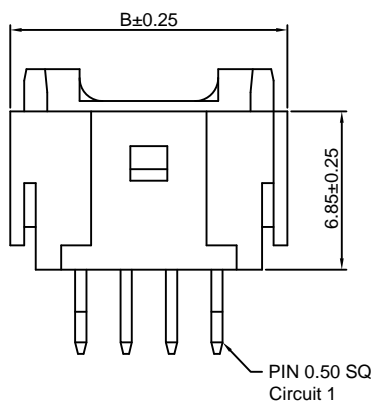
- *Material:Pin:Brass/Tin over Nickel
Insulator:Nylon 6T,UL94V-0
- *Mates with CJT A2012H-XP series Housing
- *Color:Ivory

Ordering Information:

- A2012WV-XP - *** - **
 1 2 3
- Part No.
 - Material:
 (Blank):Nylon 6T,UL94V-0
 GWT:Nylon 6T,UL94V-0,GWT 750 °C
 - Finish:
 (blank):Tin over Nickel
 G:Gold over Nickel



P.C.B LAYOUT



Ordering Information & Dimensions:

PART NO.	Dimensions	
	A	B
2P	2.00	8.00
3P	4.00	10.00
4P	6.00	12.00
5P	8.00	14.00
6P	10.00	16.00
7P	12.00	18.00
8P	14.00	20.00
9P	16.00	22.00
10P	18.00	24.00
11P	20.00	26.00
12P	22.00	28.00
13P	24.00	30.00
14P	26.00	32.00
15P	28.00	34.00
16P	30.00	36.00

Unit: mm

A2012WR-XP

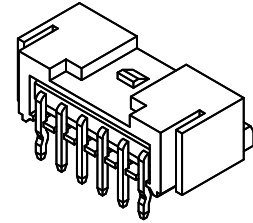
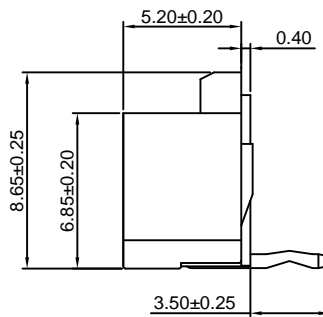
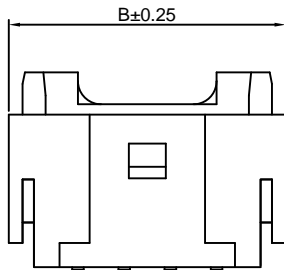
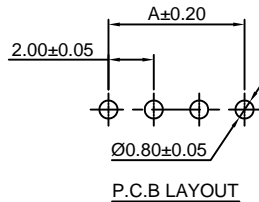
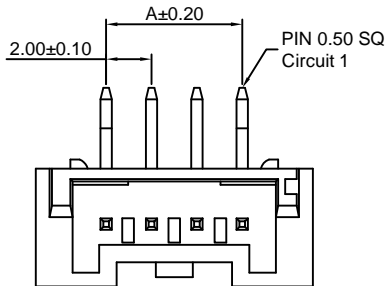
2.00mm pitch 90° Wafer

Reference Informations:

- *Material: Pin: Brass/Tin over Nickel
Insulator: Nylon 6T, UL94V-0
- *Mates with CJT A2012H-XP series Housing
- *Color: Ivory

Ordering Information:

- A2012WR-XP - *** - **
 1 2 3
- Part No.
 - Material:
(Blank): Nylon 6T, UL94V-0
GWT: Nylon 6T, UL94V-0, GWT 750 °C
 - Finish:
(blank): Tin over Nickel
G: Gold over Nickel



Ordering Information & Dimensions:

PART NO.	Dimensions	
	A	B
2P	2.00	8.00
3P	4.00	10.00
4P	6.00	12.00
5P	8.00	14.00
6P	10.00	16.00
7P	12.00	18.00
8P	14.00	20.00
9P	16.00	22.00
10P	18.00	24.00
11P	20.00	26.00
12P	22.00	28.00
13P	24.00	30.00
14P	26.00	32.00
15P	28.00	34.00
16P	30.00	36.00

Unit: mm

A2012WV-S-XP

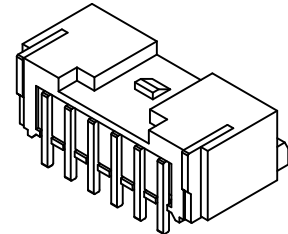
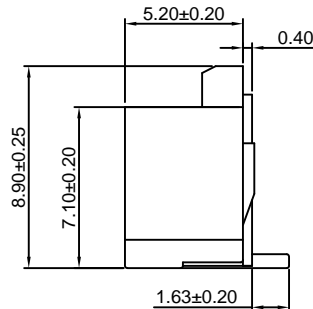
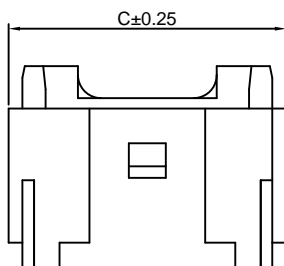
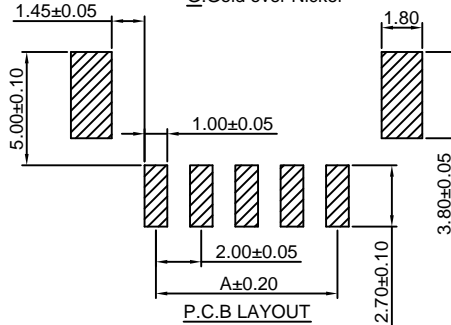
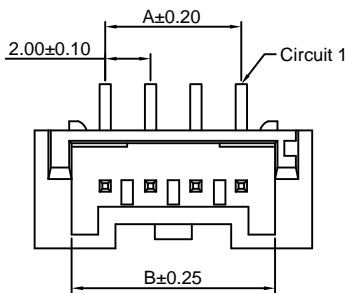
2.00mm pitch 180° Wafer-SMT TYPE

Reference Informations:

- *Material: Pin: Brass/Tin over Nickel
Insulator: Nylon 6T, UL94V-0
- *Mates with CJT A2012H-XP series Housing
- *Color: Ivory

Ordering Information:

- A2012WV-S-XP - *** - **
 1 2 3
- Part No.
 - Material:
(Blank): Nylon 6T, UL94V-0
GWT: Nylon 6T, UL94V-0, GWT 750 °C
 - Finish:
(blank): Tin over Nickel
G: Gold over Nickel



Ordering Information & Dimensions:

PART NO.	Dimensions		
	A	B	C
2P	2.00	4.50	8.00
3P	4.00	6.50	10.00
4P	6.00	8.50	12.00
5P	8.00	10.50	14.00
6P	10.00	12.50	16.00
7P	12.00	14.50	18.00
8P	14.00	16.50	20.00
9P	16.00	18.50	22.00
10P	18.00	20.50	24.00
11P	20.00	22.50	26.00
12P	22.00	24.50	28.00
13P	24.00	26.50	30.00
14P	26.00	28.50	32.00
15P	28.00	30.50	34.00
16P	30.00	32.50	36.00

Unit: mm

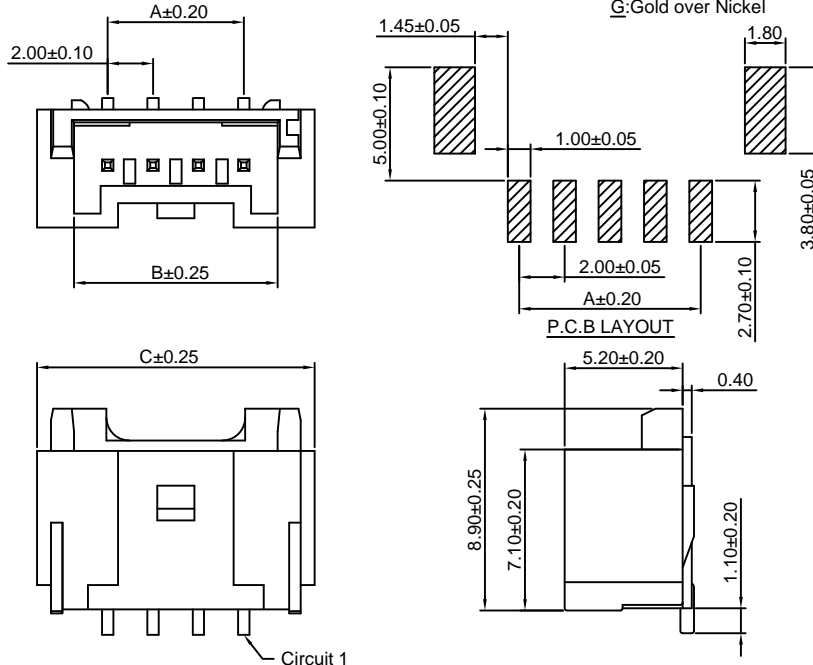
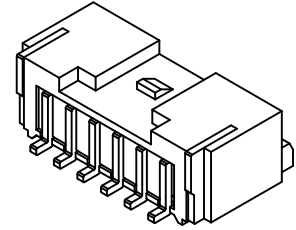
A2012WR-S-XP

2.00mm pitch 90° Wafer-SMT TYPE

Reference Informations:

- *Material:Pin:Brass/Tin over Nickel
Insulator:Nylon 6T,UL94V-0
- *Mates with CJT A2012H-XP series Housing
- *Color:Ivory

Ordering Information:
A2012WR-S-XP - *** - **
1 2 3
1.Part No.
2.Material:
(Blank):Nylon 6T,UL94V-0
GWT:Nylon 6T,UL94V-0,GWT 750 °C
3.Finish:
(blank):Tin over Nickel
G:Gold over Nickel



Ordering Information & Dimensions:

PART NO.	Dimensions		
	A	B	C
2P	2.00	4.50	8.00
3P	4.00	6.50	10.00
4P	6.00	8.50	12.00
5P	8.00	10.50	14.00
6P	10.00	12.50	16.00
7P	12.00	14.50	18.00
8P	14.00	16.50	20.00
9P	16.00	18.50	22.00
10P	18.00	20.50	24.00
11P	20.00	22.50	26.00
12P	22.00	24.50	28.00
13P	24.00	26.50	30.00
14P	26.00	28.50	32.00
15P	28.00	30.50	34.00
16P	30.00	32.50	36.00

Unit: mm

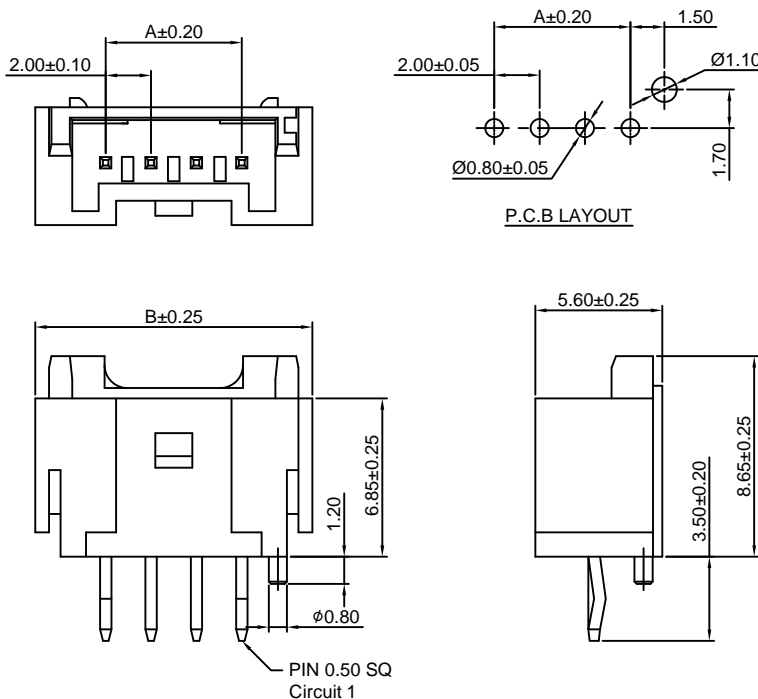
A2012WV-F-XP

2.00mm pitch 180° Wafer

Reference Informations:

- *Material:Pin:Brass/Tin over Nickel
Insulator:Nylon 66,UL94V-0
- *Mates with CJT A2012H-XP series Housing
- *Color:Ivory

Ordering Information:
A2012WV-F-XP - *** - **
1 2 3
1.Part No.
2.Material:
(Blank):Nylon 66,UL94V-0
GWT:Nylon 66,UL94V-0,GWT 750 °C
3.Finish:
(blank):Tin over Nickel
G:Gold over Nickel



Ordering Information & Dimensions:

PART NO.	Dimensions	
	A	B
2P	2.00	8.00
3P	4.00	10.00
4P	6.00	12.00
5P	8.00	14.00
6P	10.00	16.00
7P	12.00	18.00
8P	14.00	20.00
9P	16.00	22.00
10P	18.00	24.00
11P	20.00	26.00
12P	22.00	28.00
13P	24.00	30.00
14P	26.00	32.00
15P	28.00	34.00
16P	30.00	36.00

Unit: mm

A2012WVA-XP

2.00mm pitch 180° Wafer

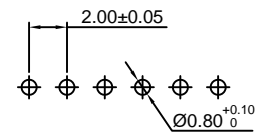
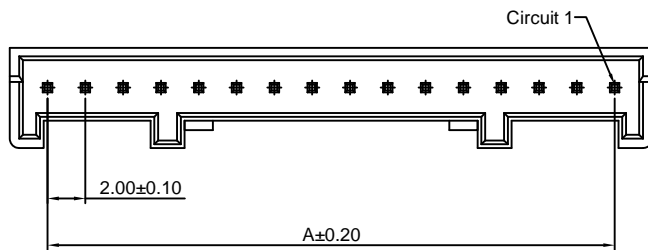
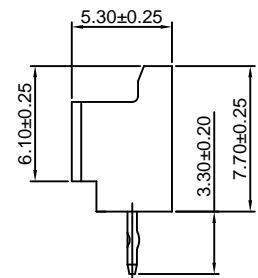
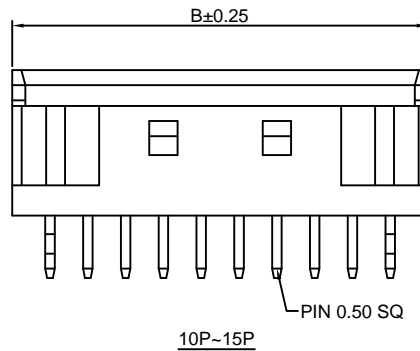
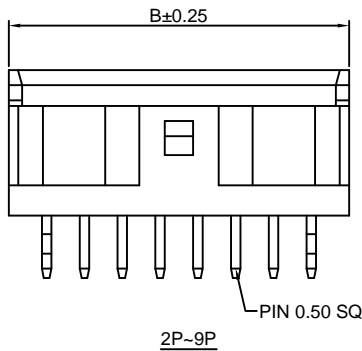
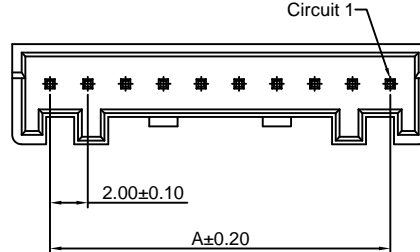
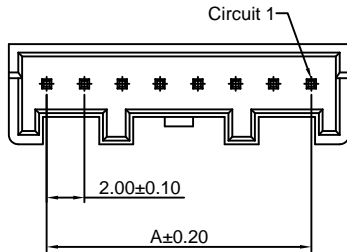
Reference Informations:

- *Material: Pin: Brass/Tin over Nickel
Insulator: Nylon 66, UL94V-0
- *Mates with CJT A2012H-XP series Housing
- *Color: White

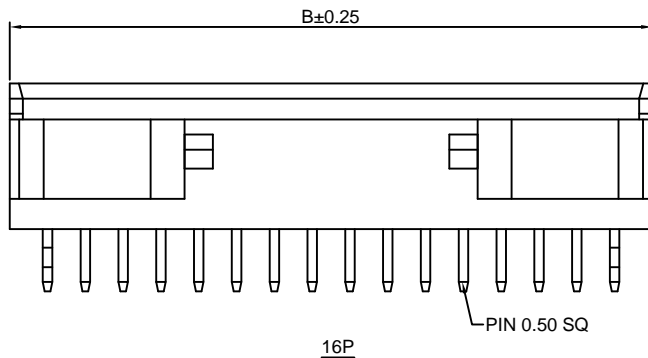
Ordering Information:

A2012WVA-XP - ^{***}/₁ - ^{**}/₂ - ^{**}/₃ - ^{**}/₄

1. Part No.
2. Material:
(Blank): Nylon 66, UL94V-0
GWT: Nylon 66, UL94V-0, GWT 750 °C
3. Color:
(Blank): White
BK: Black PK: Pink
RD: Red YL: Yellow
BL: Blue LY: Lemon yellow
GN: Green VY: Vivid yellow
OR: Orange LE: Light blue
BR: Brown GY: Gray
VI: Violet TR: Tomato red
4. Finish:
(blank): Tin over Nickel
G: Gold over Nickel



P.C.B LAYOUT



Ordering Information & Dimensions:

PART NO.	Dimensions	
	A	B
2P	2.00	6.00
3P	4.00	8.00
4P	6.00	10.00
5P	8.00	12.00
6P	10.00	14.00
7P	12.00	16.00
8P	14.00	18.00
9P	16.00	20.00
10P	18.00	22.00
11P	20.00	24.00
12P	22.00	26.00
13P	24.00	28.00
14P	26.00	30.00
15P	28.00	32.00
16P	30.00	34.00

Unit: mm

A2012WRA-XP

2.00mm pitch 90° Wafer

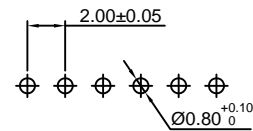
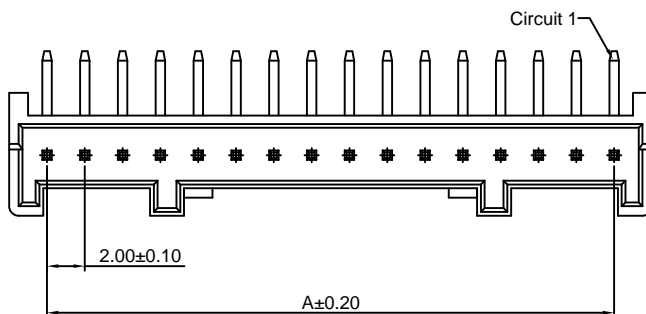
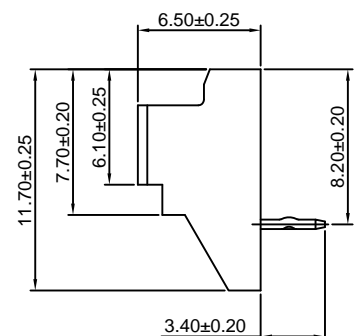
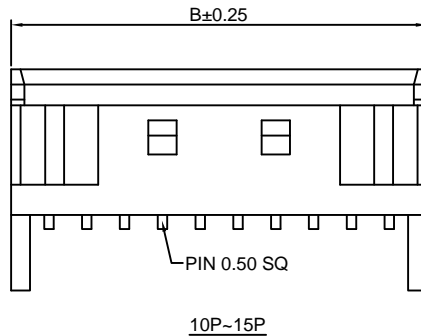
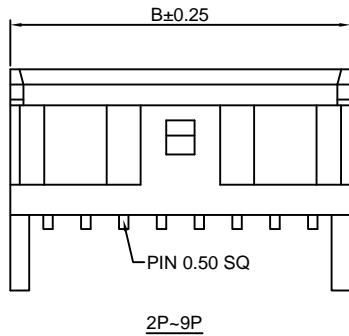
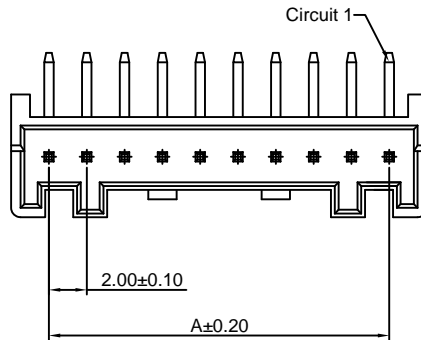
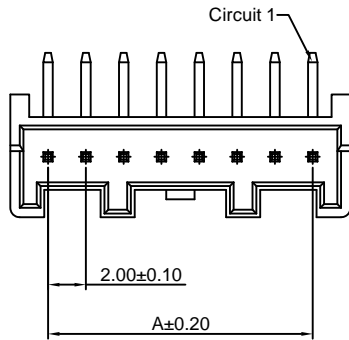
Reference Informations:

- *Material:Pin:Brass/Tin over Nickel
Insulator:Nylon 66,UL94V-0
- *Mates with CJT A2012H-XP series Housing
- *Color:White

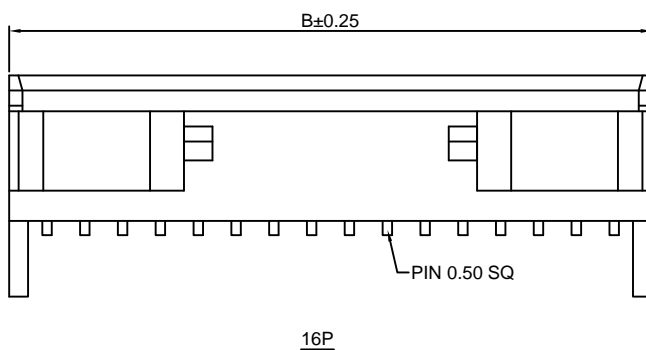
Ordering Information:

A2012WRA-XP - *** - ** - **
1 2 3 4

- 1.Part No.
- 2.Material:
(Blank):Nylon 66,UL94V-0
GWT:Nylon 66,UL94V-0,GWT 750 °C
- 3.Color:
(Blank):White
BK:Black PK:Pink
RD:Red YL:Yellow
BL:Blue LY:Lemon yellow
GN:Green VY:Vivid yellow
OR:Orange LE:Light blue
BR:Brown GY:Gray
VI:Violet TR:Tomato red
- 4.Finish:
(blank):Tin over Nickel
G:Gold over Nickel



P.C.B LAYOUT



Ordering Information & Dimensions:

PART NO.	Dimensions	
	A	B
2P	2.00	6.00
3P	4.00	8.00
4P	6.00	10.00
5P	8.00	12.00
6P	10.00	14.00
7P	12.00	16.00
8P	14.00	18.00
9P	16.00	20.00
10P	18.00	22.00
11P	20.00	24.00
12P	22.00	26.00
13P	24.00	28.00
14P	26.00	30.00
15P	28.00	32.00
16P	30.00	34.00

Unit: mm

A2012WVA-F-XP

2.00mm pitch 180° Wafer

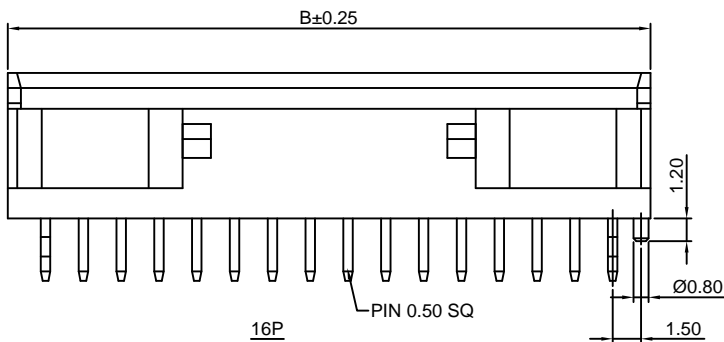
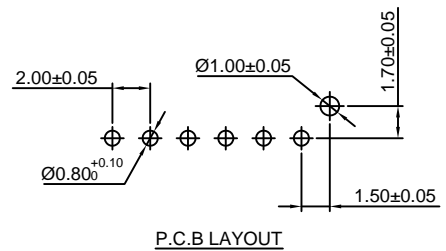
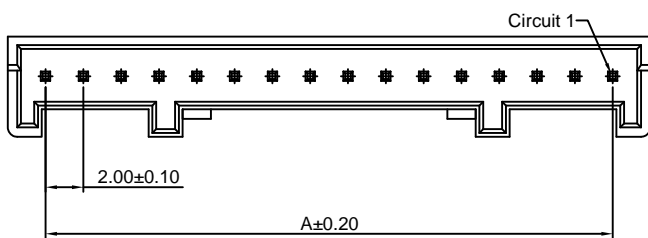
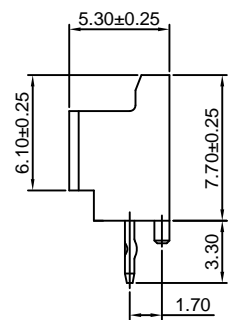
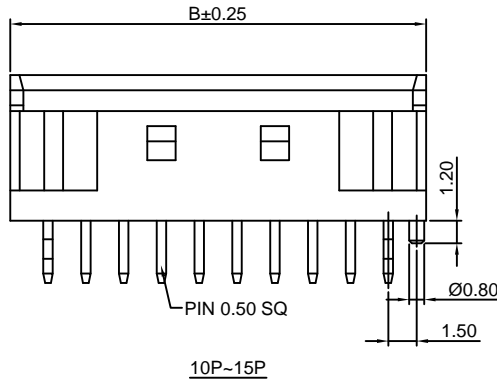
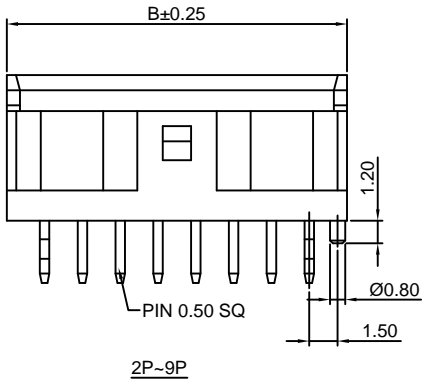
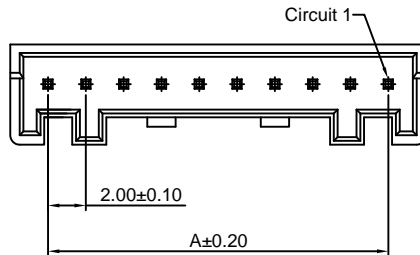
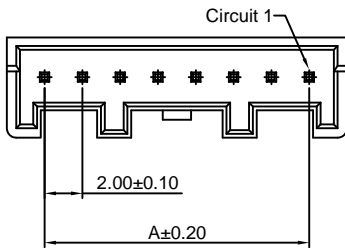
Reference Informations:

- *Material: Pin: Brass/Tin over Nickel
Insulator: Nylon 66, UL94V-0
- *Mates with CJT A2012H-XP series Housing
- *Color: White

Ordering Information:

A2012WVA-F-XP - *** - ** - **
1 2 3 4

- Part No.
- Material:
(Blank): Nylon 66, UL94V-0
GWT: Nylon 66, UL94V-0, GWT 750°C
- Color:
(Blank): White
BK: Black PK: Pink
RD: Red YL: Yellow
BL: Blue LY: Lemon yellow
GN: Green VY: Vivid yellow
OR: Orange LE: Light blue
BR: Brown GY: Gray
VI: Violet TR: Tomato red
- Finish:
(blank): Tin over Nickel
G: Gold over Nickel



Ordering Information & Dimensions:

PART NO.	Dimensions	
	A	B
2P	2.00	6.00
3P	4.00	8.00
4P	6.00	10.00
5P	8.00	12.00
6P	10.00	14.00
7P	12.00	16.00
8P	14.00	18.00
9P	16.00	20.00
10P	18.00	22.00
11P	20.00	24.00
12P	22.00	26.00
13P	24.00	28.00
14P	26.00	30.00
15P	28.00	32.00
16P	30.00	34.00

Unit: mm

A2012WRA-F-XP

2.00mm pitch 90° Wafer

Reference Informations:

- *Material:Pin:Brass/Tin over Nickel
Insulator:Nylon 66,UL94V-0
- *Mates with CJT A2012H-XP series Housing
- *Color:White

Ordering Information:

A2012WRA-F-XP - *** - ** - **
1 2 3 4

1.Part No.

2.Material:

(Blank):Nylon 66,UL94V-0

GWT:Nylon 66,UL94V-0,GWT 750 °C

3.Color:

(Blank):White

BK:Black

RD:Red

BL:Blue

GN:Green

OR:Orange

BR:Brown

VI:Violet

PK:Pink

YL:Yellow

LY:Lemon yellow

VY:Vivid yellow

LE:Light blue

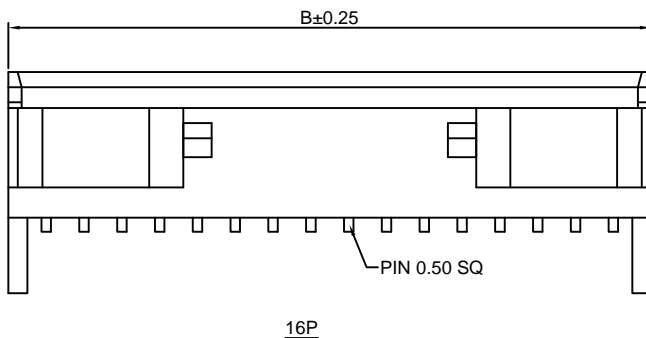
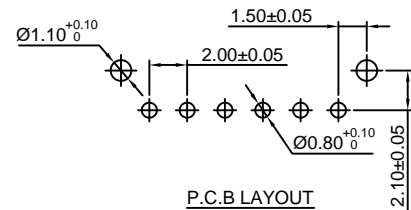
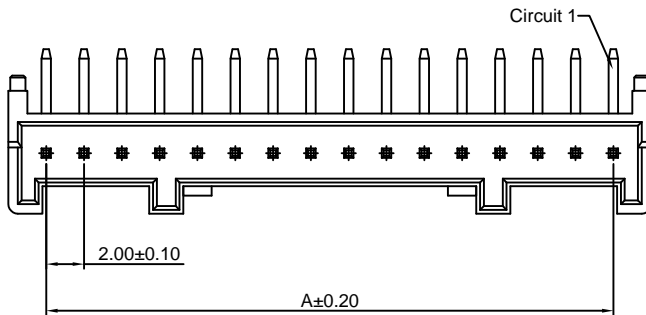
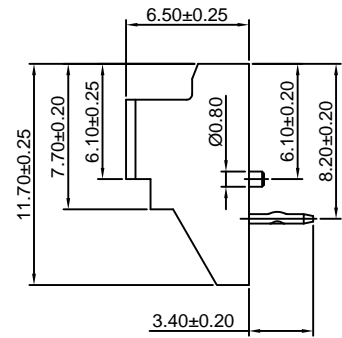
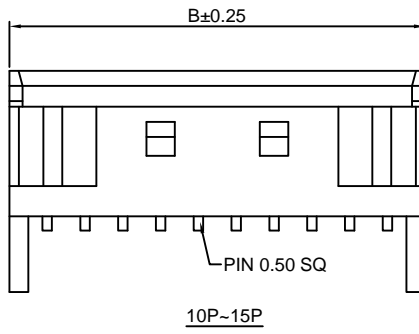
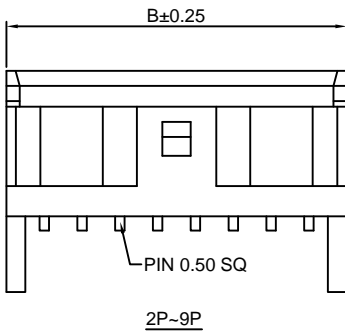
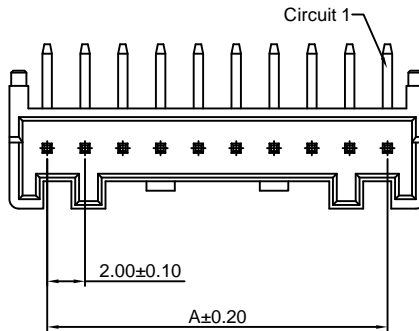
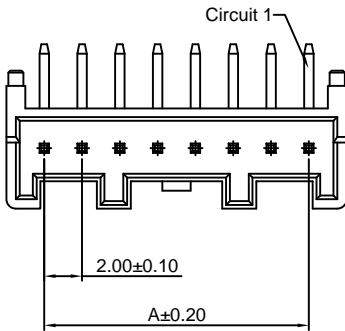
GY:Gray

TR:Tomato red

4.Finish:

(blank):Tin over Nickel

G:Gold over Nickel



Ordering Information & Dimensions:

PART NO.	Dimensions	
	A	B
2P	2.00	6.00
3P	4.00	8.00
4P	6.00	10.00
5P	8.00	12.00
6P	10.00	14.00
7P	12.00	16.00
8P	14.00	18.00
9P	16.00	20.00
10P	18.00	22.00
11P	20.00	24.00
12P	22.00	26.00
13P	24.00	28.00
14P	26.00	30.00
15P	28.00	32.00
16P	30.00	34.00

Unit: mm

A2012WV-2xXP

2.00mm pitch 180° Dual Row Wafer

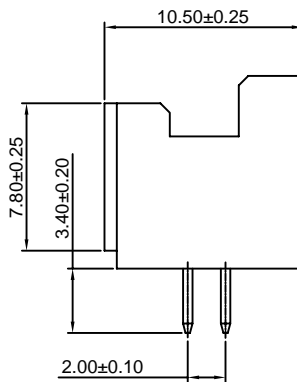
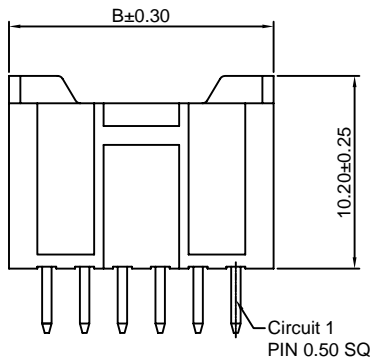
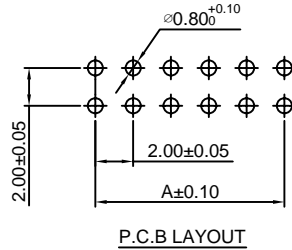
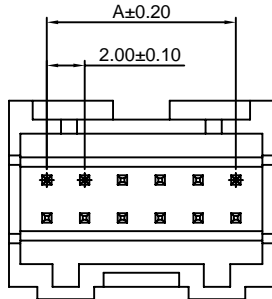
Reference Informations:

- *Material: Pin: Phosphor Bronze/Tin over Nickel
Insulator: Nylon 66, UL94V-0
- *Mates with CJT A2012HD-2xXP series Dual Row Housing
- *Color: Ivory

Ordering Information:

A2012WV-2xXP - *** - **
1 2 3

- Part No.
- Material:
(Blank): Nylon 66, UL94V-0
GWT: Nylon 66, UL94V-0, GWT 750 °C
- Finish:
(blank): Tin over Nickel
G: Gold over Nickel



Ordering Information & Dimensions:

PART NO.	Dimensions	
	A	B
2x5P	8.00	12.00
2x6P	10.00	14.00
2x7P	12.00	16.00
2x8P	14.00	18.00
2x9P	16.00	20.00
2x10P	18.00	22.00
2x11P	20.00	24.00
2x12P	22.00	26.00
2x20P	38.00	42.00

Unit: mm

A2012WV-F-2xXP

2.00mm pitch 180° Dual Row Wafer

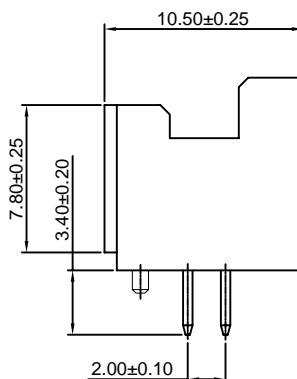
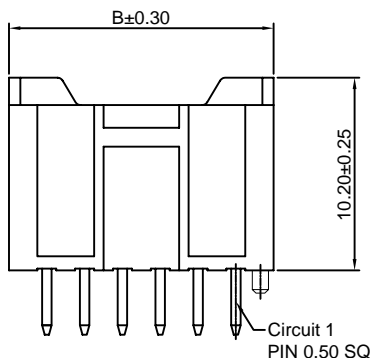
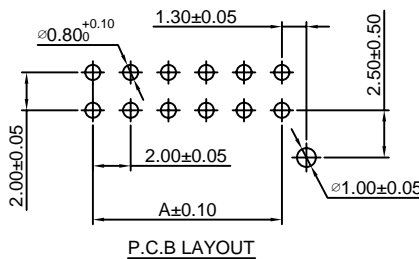
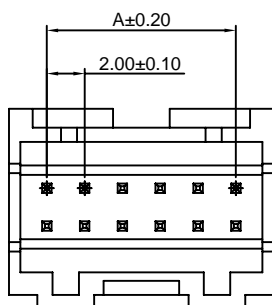
Reference Informations:

- *Material: Pin: Phosphor Bronze/Tin over Nickel
Insulator: Nylon 66, UL94V-0
- *Mates with CJT A2012HD-2xXP series Dual Row Housing
- *Color: Ivory

Ordering Information:

A2012WV-F-2xXP - *** - **
1 2 3

- Part No.
- Material:
(Blank): Nylon 66, UL94V-0
GWT: Nylon 66, UL94V-0, GWT 750 °C
- Finish:
(blank): Tin over Nickel
G: Gold over Nickel



Ordering Information & Dimensions:

PART NO.	Dimensions	
	A	B
2x5P	8.00	12.00
2x6P	10.00	14.00
2x7P	12.00	16.00
2x8P	14.00	18.00
2x9P	16.00	20.00
2x10P	18.00	22.00
2x11P	20.00	24.00
2x12P	22.00	26.00
2x20P	38.00	42.00

Unit: mm

A2012WR-F-2xXP

2.00mm pitch 90° Dual Row Wafer

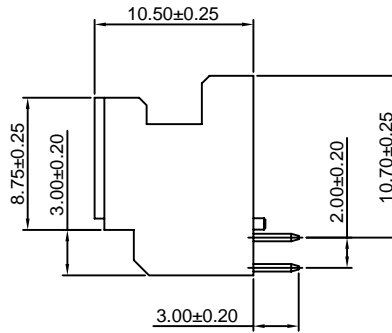
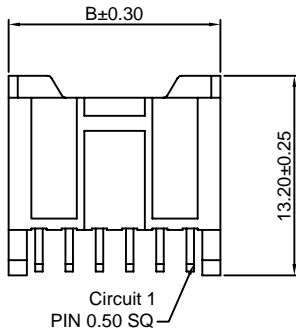
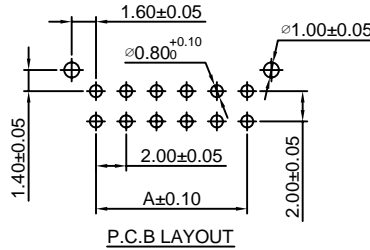
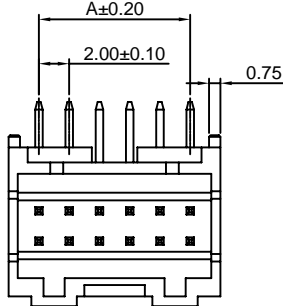
Reference Informations:

- *Material: Pin: Phosphor Bronze/Tin over Nickel
Insulator: Nylon 66, UL94V-0
- *Mates with CJT A2012HD-2xXP series Dual Row Housing
- *Color: White

Ordering Information:

A2012WR-F-2xXP - *** - **
1 2 3

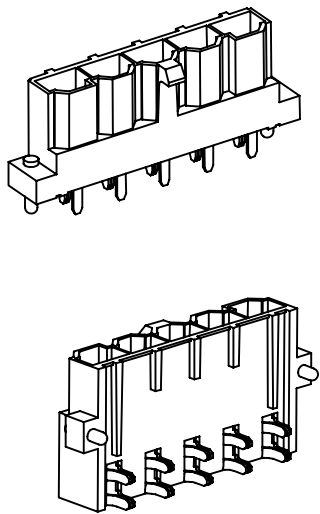
1. Part No.
2. Material:
(Blank): Nylon 66, UL94V-0
GWT: Nylon 66, UL94V-0, GWT 750°C
3. Finish:
(blank): Tin over Nickel
G: Gold over Nickel



Ordering Information & Dimensions:

PART NO.	Dimensions	
	A	B
2x5P	8.00	12.00
2x6P	10.00	14.00
2x7P	12.00	16.00
2x8P	14.00	18.00
2x9P	16.00	20.00
2x10P	18.00	22.00
2x11P	20.00	24.00
2x12P	22.00	26.00
2x20P	38.00	42.00

Unit: mm



Specifications

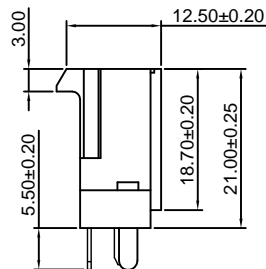
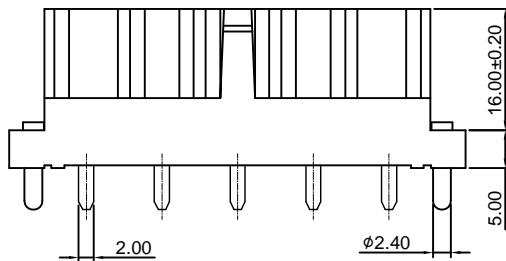
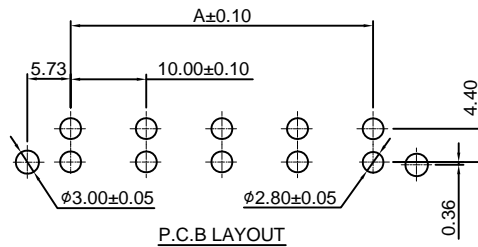
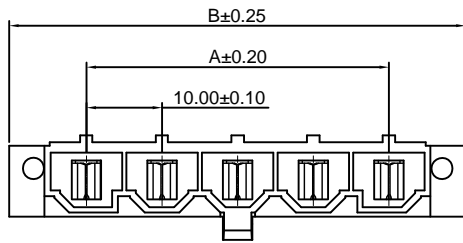
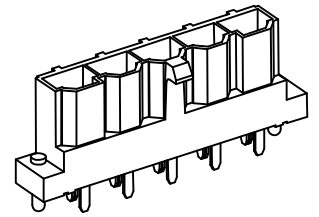
- Current rating:50A AC,DC
- Voltage rating:600V AC,DC
- Temperature range:-40°C~+105°C
- Contact resistance:10mΩMax.
- Insulation resistance:1000MΩMin.
- Withstanding voltage:5000V AC/minute
- *Compliant with RoHS and REACH*
- *Meet the HF/Halogen Free,GWT/Glow wire Test (IEC60335-1) request,need to customize*
- *Contact CJT for details*

A2361WVA-XP-S

10.00mm pitch 180° Wafer

Reference Informations:

- *Material:Pin:Brass/Tin over Nickel
Insulator:Nylon 46+30%GF,UL94V-0
- *Color:Black



Ordering Information & Dimensions:

PART NO.	Dimensions	
	A	B
2P	10.00	30.30
3P	20.00	40.30
4P	30.00	50.30
5P	40.00	60.30
6P	50.00	70.30

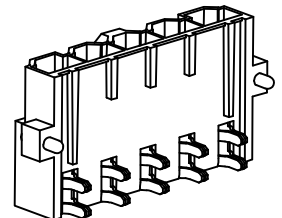
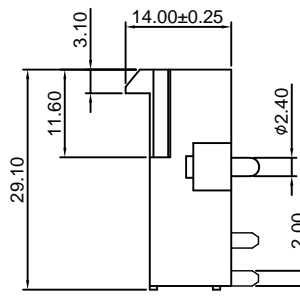
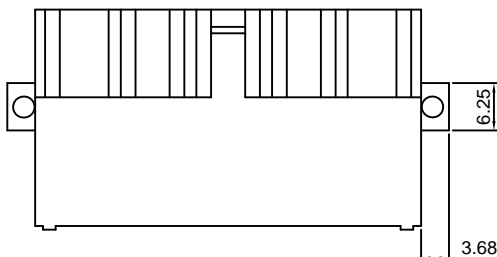
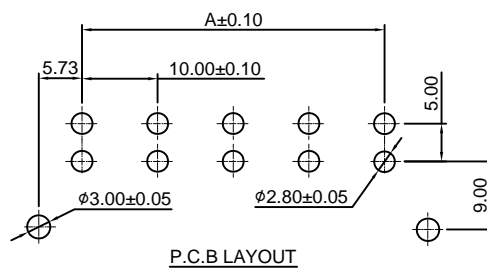
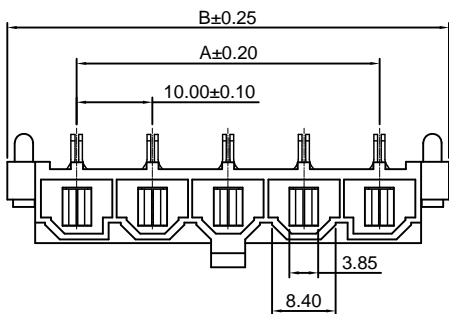
Unit: mm

A2361WRA-XP-S

10.00mm pitch 90° Wafer

Reference Informations:

- *Material:Pin:Brass/Tin over Nickel
Insulator:Nylon 46+30%GF,UL94V-0
- *Color:Black



Ordering Information & Dimensions:

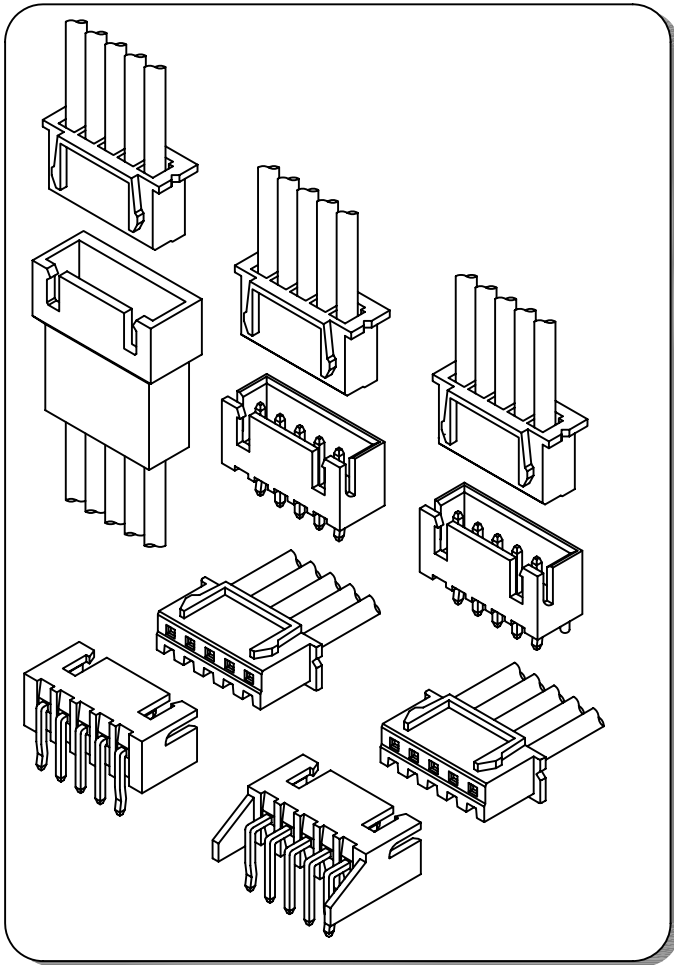
PART NO.	Dimensions	
	A	B
2P	10.00	30.30
3P	20.00	40.30
4P	30.00	50.30
5P	40.00	60.30
6P	50.00	70.30

Unit: mm

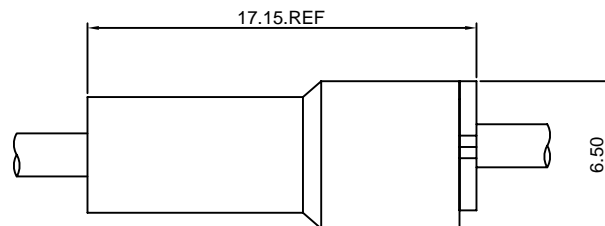
Specifications

- Current rating:3A AC,DC
- Voltage rating:250V AC,DC
- Temperature range:-40°C~+105°C
- Contact resistance:10mΩMax.
- Insulation resistance:1000MΩMin.
- Withstanding voltage:800V AC/minute
- *Compliant with RoHS and REACH*
- *Meet the HF/Halogen Free,need to customize*
- *Contact CJT for details*

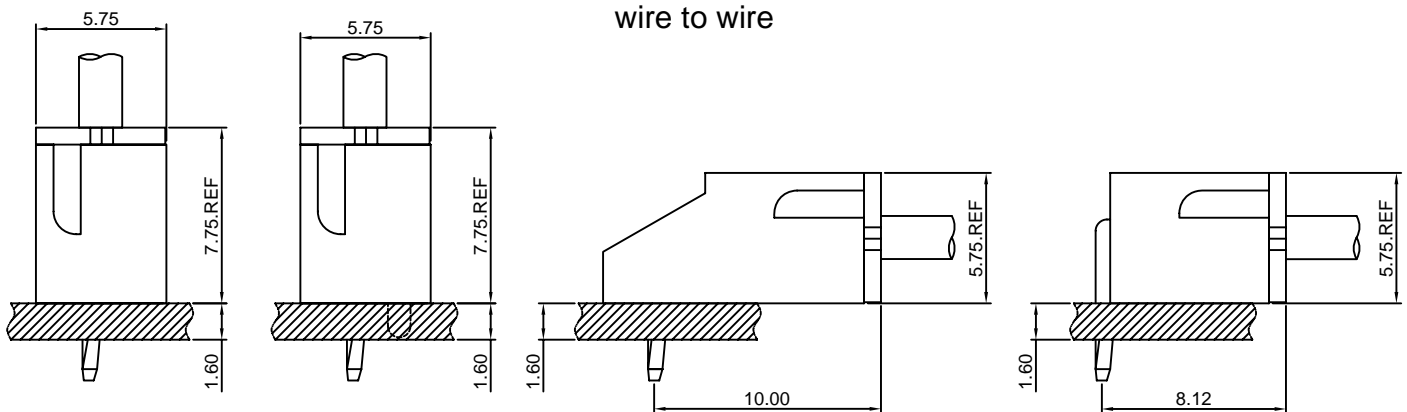
Standards



Assembly layout



wire to wire



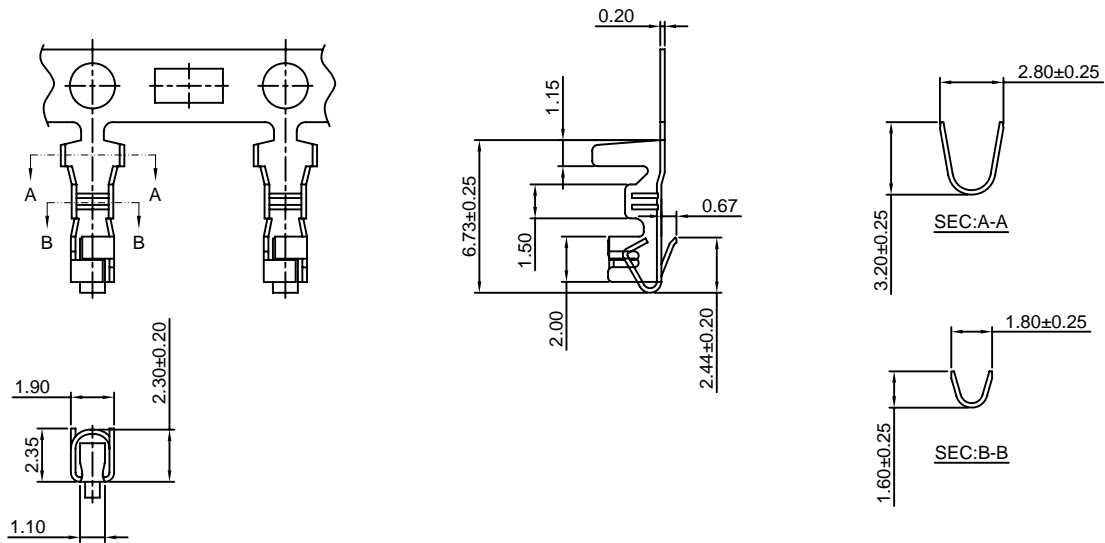
wire to board

A2501-T

2.50mm pitch Crimp Terminal

Reference Informations:

*Used in CJT A2501H,HB-XP,A2512H-XP series Housing



Ordering information & Specifications:

Unit:mm

Part NO.	Wire Range	Insulation O.D.	Material	Finish	Qty/reel
A2501-TP	AWG#22-#28	1.90mm(max)	Phosphor Bronze	Tin over Nickel	8,000 PCS
A2501-GP	AWG#22-#28	1.90mm(max)	Phosphor Bronze	Gold over Nickel	8,000 PCS

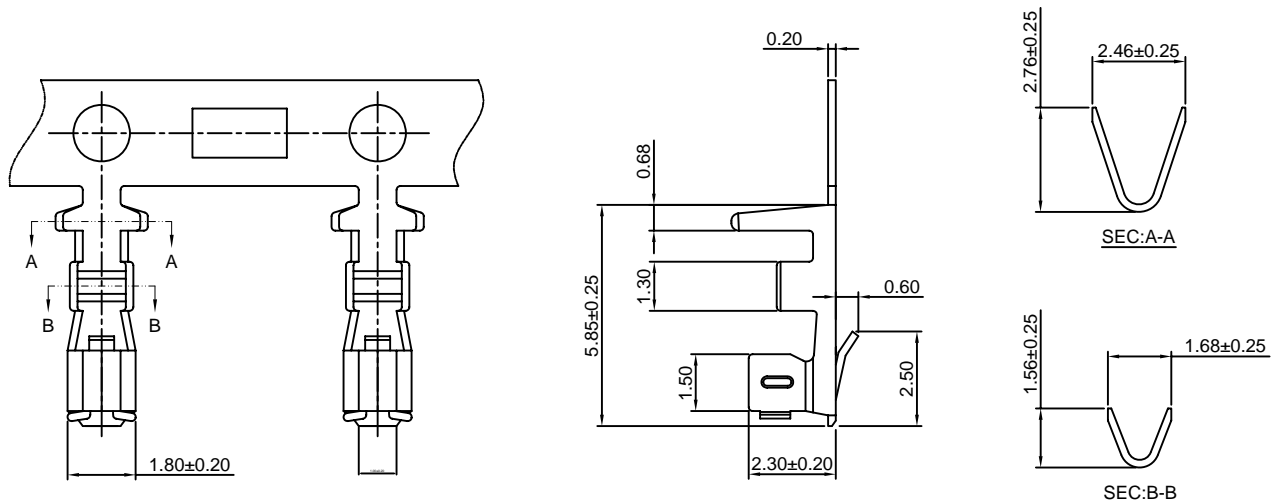
Optional Gold plating available but MOQ requested

A2501-T-A

2.50mm pitch Crimp Terminal

Reference Informations:

*Used in CJT A2501H,HB-XP,A2512H,HA,HB-XP series Housing



Ordering information & Specifications:

Unit:mm

Part NO.	Wire Range	Insulation O.D.	Material	Finish	Qty/reel
A2501-TP-A	AWG#22-#28	1.90mm(max)	Phosphor Bronze	Tin over Nickel	15,000 PCS
A2501-GP-A	AWG#22-#28	1.90mm(max)	Phosphor Bronze	Gold over Nickel	15,000 PCS

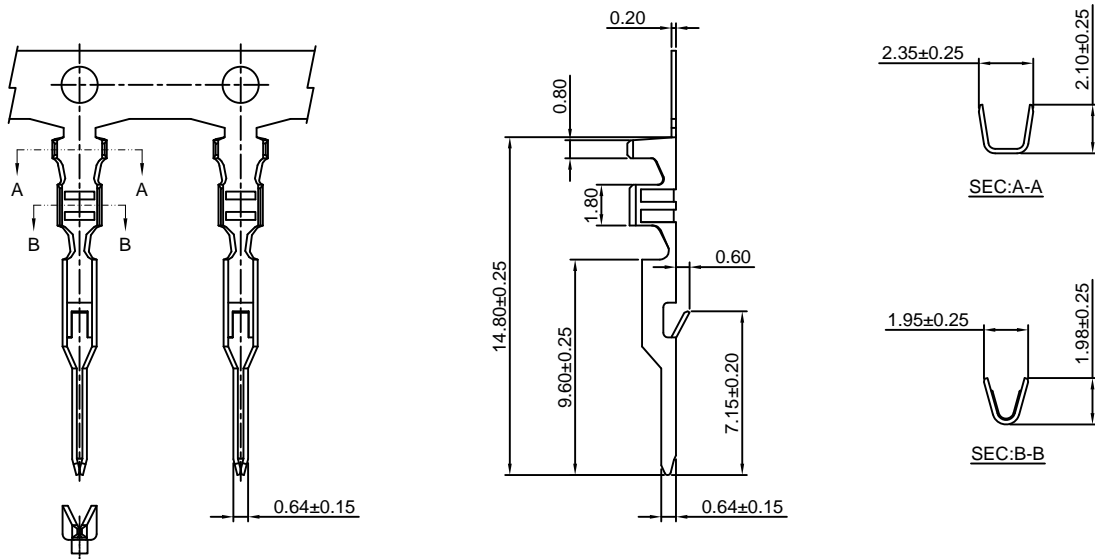
Optional Gold plating available but MOQ requested

A2501M-T

2.50mm pitch Crimp Terminal

Reference Informations:

*Used in CJT A2501HMB,HMC-XP,A2507HM-2P,A2509HM-XP,C2504HM,HMA-XP series Housing



Ordering information & Specifications:

Unit:mm

Part NO.	Wire Range	Insulation O.D.	Material	Finish	Qty/reel
A2501M-TB	AWG#22-#28	1.00mm(max)	Brass	Tin over Nickel	10,000 PCS
A2501M-TP	AWG#22-#28	1.00mm(max)	Phosphor Bronze	Tin over Nickel	10,000 PCS
A2501M-GB	AWG#22-#28	1.00mm(max)	Brass	Gold over Nickel	10,000 PCS
A2501M-GP	AWG#22-#28	1.00mm(max)	Phosphor Bronze	Gold over Nickel	10,000 PCS

Optional Gold plating available but MOQ requested

A2501H-XP

2.50mm pitch Housing

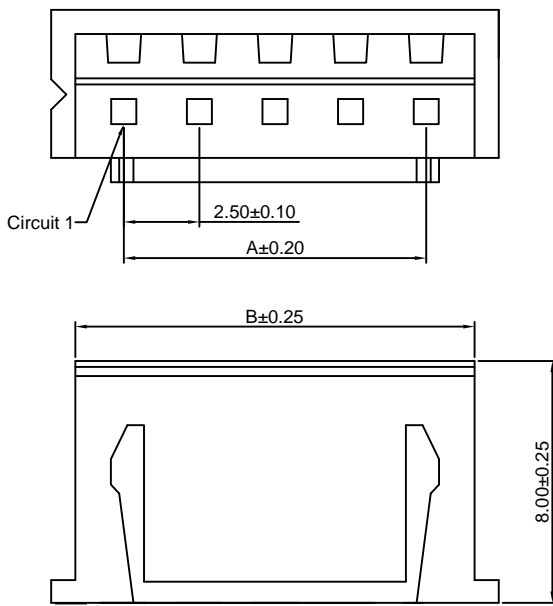
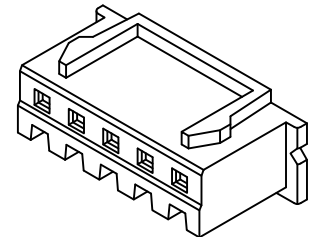
Reference Informations:

*Material:Nylon 66,UL94V-0

*Suitable CJT A2501-T(-A) series Terminal

*Mates with CJT A2501HMB-XP series Housing or A2501WV(-F),WR,WV-S,WR-S-XP, A2501WRB,WVR,A2501WVC(-F)-XP,WVT-XP, A2512WVA,WRA,WVA-F,WVRA,WVT-XP series Wafer

*Color: White



Ordering Information:

A2501H-XP - *** - **
1 2 3

1.Part No

2.Material:

(Blank):Nylon 66,UL94V-0

GWT:Nylon 66,UL94V-0,GWT 750 °C

3.Color:

(blank):White

BL:Blue

RD:Red

GN:Green

BR:Brown

VY:Vivid yellow

BK:Black

YL:Yellow

OR:Orange

LY:Lemon yellow

Ordering Information & Dimensions:

PART NO.	Dimensions	
	A	B
2P	2.50	5.70
3P	5.00	8.20
4P	7.50	10.70
5P	10.00	13.20
6P	12.50	15.70
7P	15.00	18.20
8P	17.50	20.70
9P	20.00	23.20
10P	22.50	25.70
11P	25.00	28.20
12P	27.50	30.70
13P	30.00	33.20
14P	32.50	35.70
15P	35.00	38.20
16P	37.50	40.70
17P	40.00	43.20
18P	42.50	45.70
19P	45.00	48.20
20P	47.50	50.70

Unit: mm

A2501HB-XP

2.50mm pitch Housing

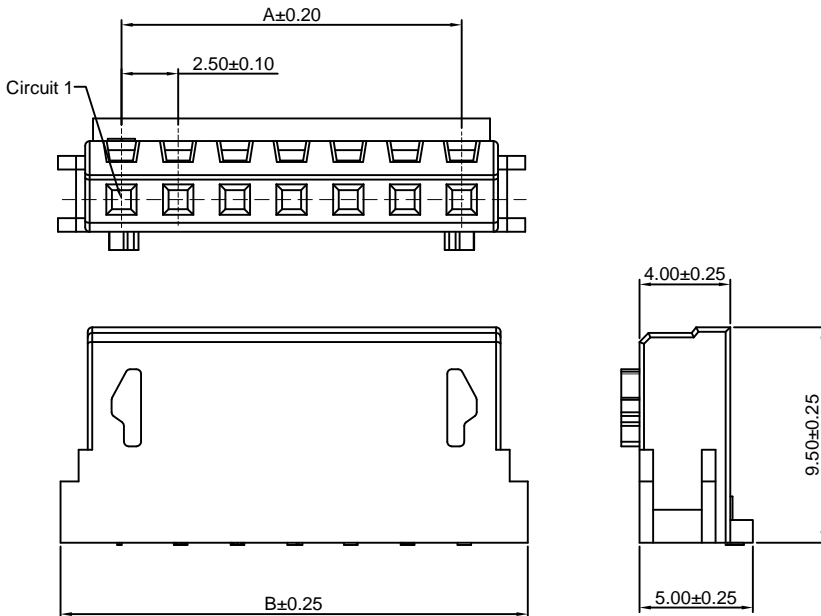
Reference Informations:

- *Material:Nylon 66,UL94V-0
- *Suitable CJT A2501-T(-A) series Terminal
- *Mates with CJT A2501HMB-XP series Housing or A2501WV(-F),WR, WV-S,WR-S-XP,A2501WRB,WVR,A2501WVC(-F)-XPWVT-XP, series Wafer or A2512SA-XP series Retainer
- *Color: White

Ordering Information:

A2501HB-XP - *** - **
1 2 3

- Part No.
- Material:
(Blank):Nylon 66,UL94V-0
GWT:Nylon 66,UL94V-0,GWT 750 °C
- Color:
(Blank):White
BL:Blue
BK:Black
RD:Red
YL:Yellow
GN:Green



Ordering Information & Dimensions:

PART NO.	Dimensions	
	A	B
2P	2.50	8.10
3P	5.00	10.60
4P	7.50	13.10
5P	10.00	15.60
6P	12.50	18.10
7P	15.00	20.60
8P	17.50	23.10
9P	20.00	25.60
10P	22.50	28.10
11P	25.00	30.60
12P	27.50	33.10
13P	30.00	35.60
14P	32.50	38.10
15P	35.00	40.60

Unit: mm

A2501HMB-XP

2.50mm pitch Housing

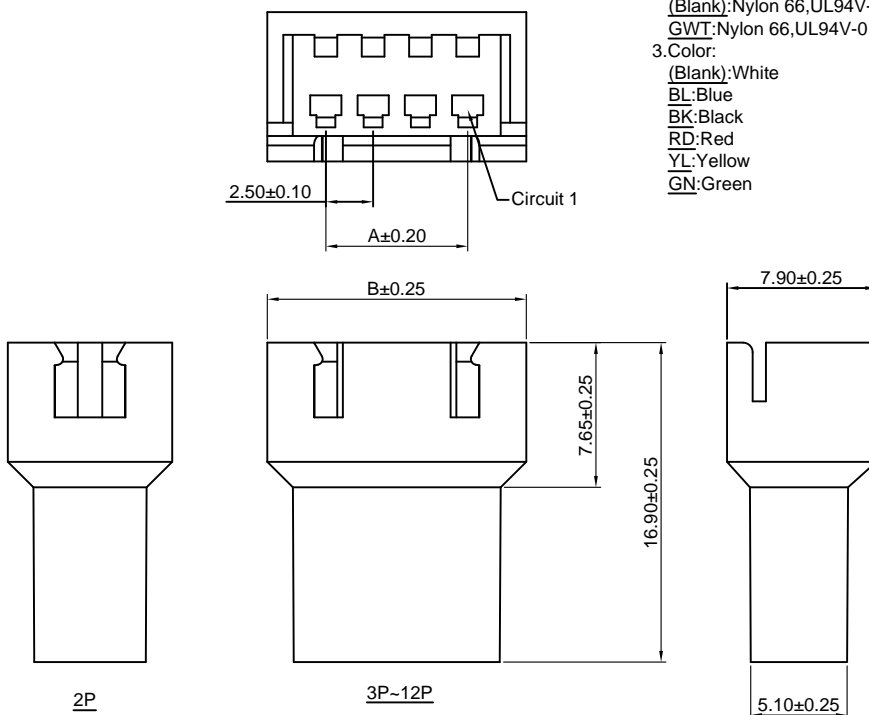
Reference Informations:

- *Material:Nylon 66,UL94V-0
- *Suitable CJT A2501M-T series Terminal
- *Mates with CJT A2501H,HB-XP series Housing
- *Color:White

Ordering Information:

A2501HMB-XP - ** - ***
1 2 3

- Part No.
- Material:
(Blank):Nylon 66,UL94V-0
GWT:Nylon 66,UL94V-0,GWT 750 °C
- Color:
(Blank):White
BL:Blue
BK:Black
RD:Red
YL:Yellow
GN:Green



Ordering Information & Dimensions:

PART NO.	Dimensions	
	A	B
2P	2.50	8.70
3P	5.00	11.20
4P	7.50	13.70
5P	10.00	16.20
6P	12.50	18.70
7P	15.00	21.20
8P	17.50	23.70
9P	20.00	26.20
10P	22.50	28.70
11P	25.00	31.20
12P	27.50	33.70
13P	30.00	36.20
14P	32.50	38.70
15P	35.00	41.20
16P	37.50	43.70
17P	40.00	46.20
18P	42.50	48.70
19P	45.00	51.20
20P	47.50	53.70

Unit: mm

A2501HMC-XP

2.50mm pitch Housing

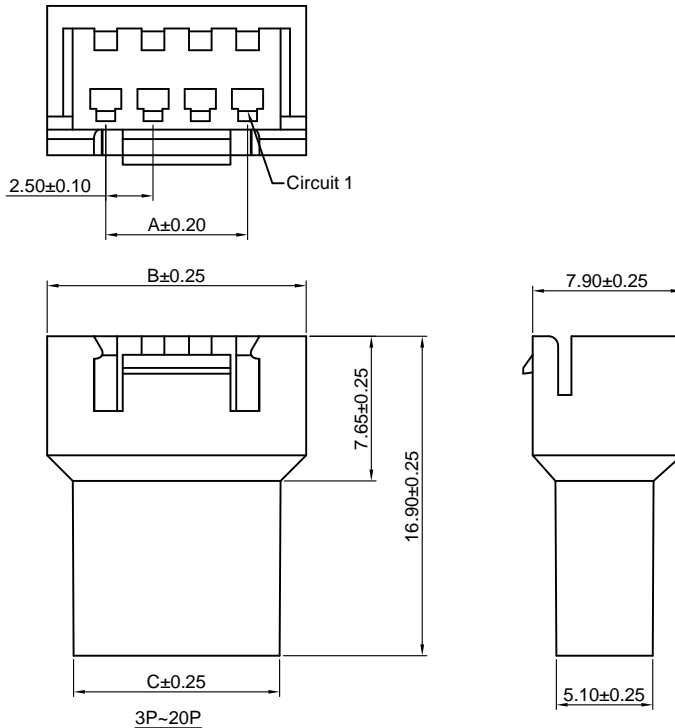
Reference Informations:

- *Material:Nylon 66,UL94V-0
- *Suitable CJT A2501M-T series Terminal
- *Mates with CJT A2512HA-XP series Housing
- *Color:White

Ordering Information:

A2501HMC-XP - $\frac{***}{2}$

- 1.Part No.
- 2.Material:
(Blank):Nylon 66,UL94V-0
GWT:Nylon 66,UL94V-0,GWT 750 °C



Ordering Information & Dimensions:

PART NO.	Dimensions		
	A	B	C
2P	2.50	8.70	5.90
3P	5.00	11.20	8.40
4P	7.50	13.70	10.90
5P	10.00	16.20	13.40
6P	12.50	18.70	15.90
7P	15.00	21.20	18.40
8P	17.50	23.70	20.90
9P	20.00	26.20	23.40
10P	22.50	28.70	25.90
11P	25.00	31.20	28.40
12P	27.50	33.70	30.90
13P	30.00	36.20	33.40
14P	32.50	38.70	35.90
15P	35.00	41.20	38.40
16P	37.50	43.70	40.90
17P	40.00	46.20	43.40
18P	42.50	48.70	45.90
19P	45.00	51.20	48.40
20P	47.50	53.70	50.90

Unit: mm

A2501WV(-F)-XP

2.50mm pitch 180° Wafer

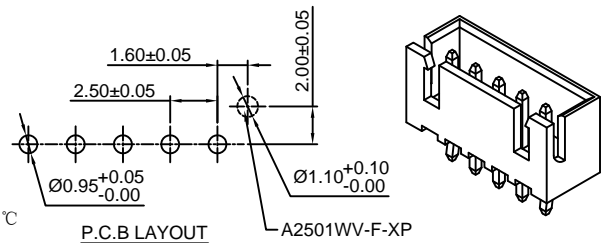
Reference Informations:

- *Material:Pin:Brass/Tin over Nickel
Insulator:Nylon 66,UL94V-0
- *Mates with CJT A2501H,HB-XP series Housing
- *Color:White

Ordering Information:

A2501WV(-F)-XP - $\frac{*}{2} - \frac{***}{3} - \frac{**}{4} - \frac{**}{5}$

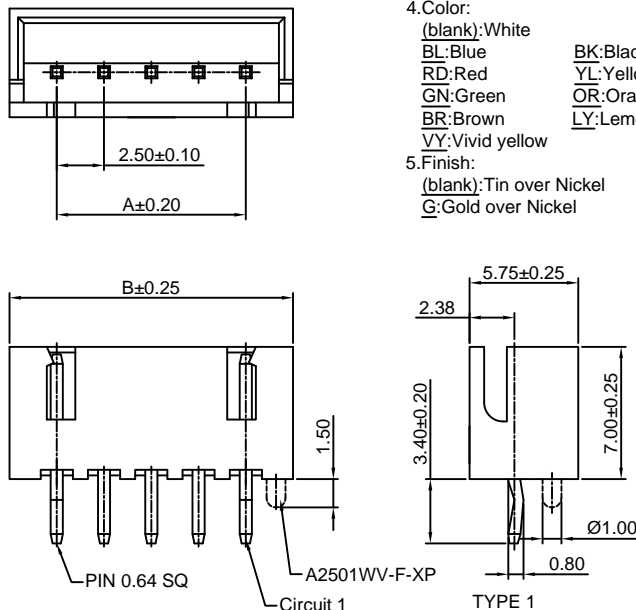
- 1.Part No
- 2.Style:
(blank) :Type 1
2 :Type 2
- 3.Material:
(Blank):Nylon 66,UL94V-0
GWT:Nylon 66,UL94V-0,GWT 750 °C
- 4.Color:
(blank):White
BL:Blue
RD:Red
GN:Green
BR:Brown
VY:Vivid yellow
BK:Black
YL:Yellow
OR:Orange
LY:Lemon yellow
- 5.Finish:
(blank):Tin over Nickel
G:Gold over Nickel



Ordering Information & Dimensions:

PART NO.	Dimensions	
	A	B
2P	2.50	7.50
3P	5.00	10.00
4P	7.50	12.50
5P	10.00	15.00
6P	12.50	17.50
7P	15.00	20.00
8P	17.50	22.50
9P	20.00	25.00
10P	22.50	27.50
11P	25.00	30.00
12P	27.50	32.50
13P	30.00	35.00
14P	32.50	37.50
15P	35.00	40.00
16P	37.50	42.50
17P	40.00	45.00
18P	42.50	47.50
19P	45.00	50.00
20P	47.50	52.50

Unit: mm



A2501WVC(-F)-XP

2.5mm pitch 180° Wafer

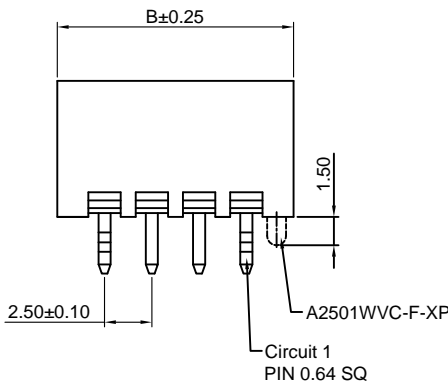
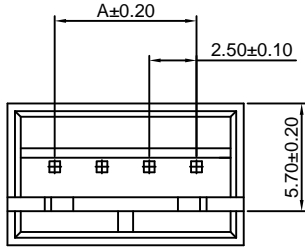
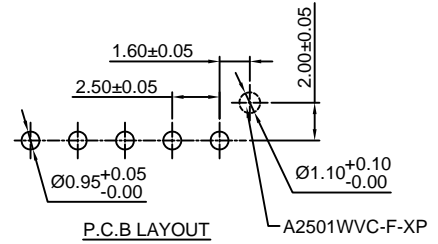
Reference Informations:

- *Material: Pin: Brass/Tin over Nickel
Insulator: Nylon 66, UL94V-0
- *Mates with CJT A2501H, HB-XP series Housing
- *Color: White

Ordering Information:

A2501WVC(-F)-XP - *** - ** - **
1 2 3 4

1. Part No
2. Material:
(Blank): Nylon 66, UL94V-0
GWT: Nylon 66, UL94V-0, GWT 750 °C
3. Color:
(blank): White
BL: Blue
BK: Black
RD: Red
YL: Yellow
GN: Green
LY: Lemon yellow
4. Finish:
(blank): Tin over Nickel
G: Gold over Nickel



Ordering Information & Dimensions:

PART NO.	Dimensions	
	A	B
2P	2.50	7.50
3P	5.00	10.00
4P	7.50	12.50
5P	10.00	15.00
6P	12.50	17.50
7P	15.00	20.00
8P	17.50	22.50
9P	20.00	25.00
10P	22.50	27.50
11P	25.00	30.00
12P	27.50	32.50
13P	30.00	35.00
14P	32.50	37.50
15P	35.00	40.00
16P	37.50	42.50
17P	40.00	45.00
18P	42.50	47.50
19P	45.00	50.00
20P	47.50	52.50

Unit: mm

A2501WV-F-XP-H

2.5mm pitch 180° Wafer - With Boss

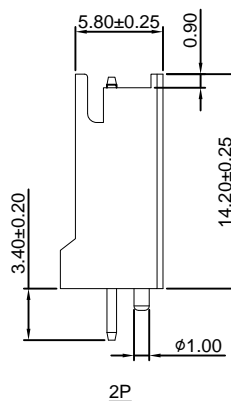
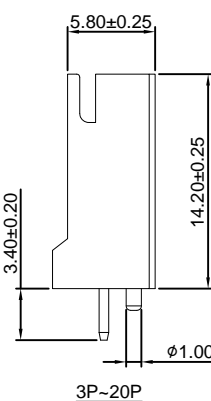
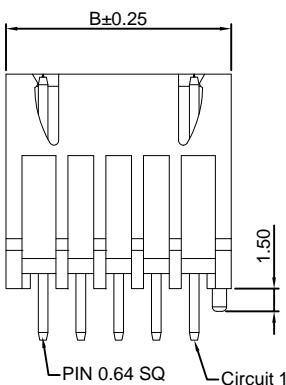
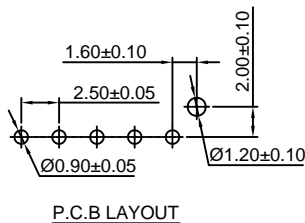
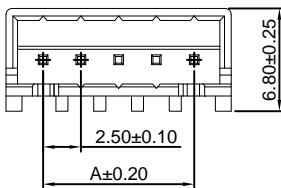
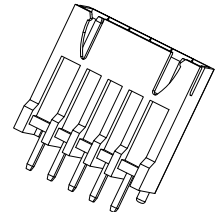
Reference Informations:

- *Material: Pin: Brass/Tin over Nickel
Insulator: Nylon 66, UL94V-0
- *Mates with CJT A2501H, HB-XP series Housing
- *Color: White

Ordering Information:

A2501WV-F-XP-H - *** - ** - **
1 2 3 4

1. Part No
2. Material:
(Blank): Nylon 66, UL94V-0
GWT: Nylon 66, UL94V-0, GWT 750 °C
3. Color:
(blank): White
BL: Blue
BK: Black
RD: Red
YL: Yellow
GN: Green
4. Finish:
(blank): Tin over Nickel
G: Gold over Nickel



Ordering Information & Dimensions:

PART NO.	Dimensions	
	A	B
2P	2.50	7.50
3P	5.00	10.00
4P	7.50	12.50
5P	10.00	15.00
6P	12.50	17.50
7P	15.00	20.00
8P	17.50	22.50
9P	20.00	25.00
10P	22.50	27.50
11P	25.00	30.00
12P	27.50	32.50
13P	30.00	35.00
14P	32.50	37.50
15P	35.00	40.00
16P	37.50	42.50
17P	40.00	45.00
18P	42.50	47.50
19P	45.00	50.00
20P	47.50	52.50

Unit: mm

A2501WR-XP

— 2.50mm pitch 90° Wafer

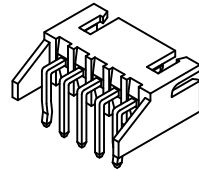
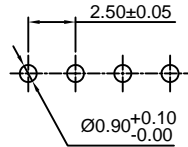
Reference Informations:

- *Material: Pin: Brass/Tin over Nickel
Insulator: Nylon 66, UL94V-0
- *Mates with CJT A2501H, HB-XP series Housing
- *Color: White

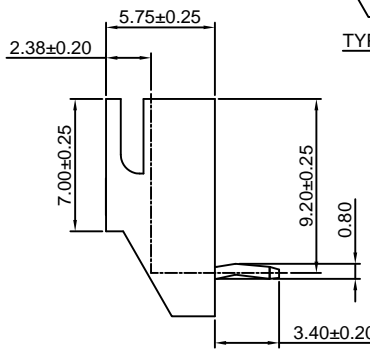
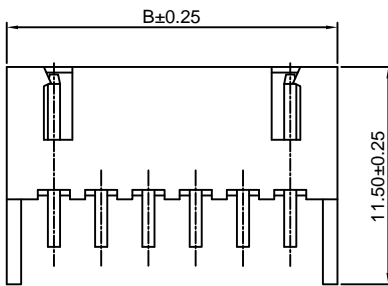
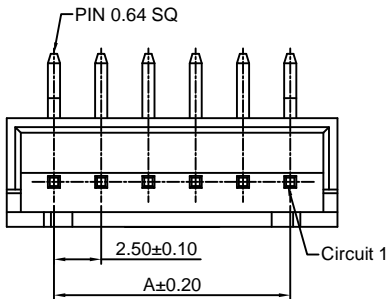
Ordering Information:

A2501WR-XP - ** - *** - ** - **
1 2 3 4 5

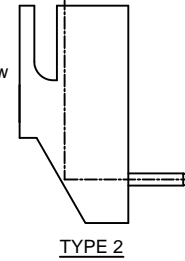
1. Part No
2. Style:
(blank) : Type 1
2 : Type 2
3. Material:
(Blank): Nylon 66, UL94V-0
GWT: Nylon 66, UL94V-0, GWT 750 °C
4. Color:
(blank): White
BL: Blue BK: Black
RD: Red YL: Yellow
GN: Green OR: Orange
BR: Brown LY: Lemon yellow
VY: Vivid yellow
5. Finish:
(blank): Tin over Nickel
G: Gold over Nickel



P.C.B LAYOUT



TYPE 1



TYPE 2

Ordering Information & Dimensions:

PART NO.	Dimensions	
	A	B
2P	2.50	7.50
3P	5.00	10.00
4P	7.50	12.50
5P	10.00	15.00
6P	12.50	17.50
7P	15.00	20.00
8P	17.50	22.50
9P	20.00	25.00
10P	22.50	27.50
11P	25.00	30.00
12P	27.50	32.50
13P	30.00	35.00
14P	32.50	37.50
15P	35.00	40.00
16P	37.50	42.50
17P	40.00	45.00
18P	42.50	47.50
19P	45.00	50.00
20P	47.50	52.50

Unit: mm

A2501WRB-XP

— 2.50mm pitch 90° Wafer

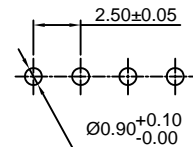
Reference Informations:

- *Material: Pin: Brass/Tin over Nickel
Insulator: Nylon 66, UL94V-0
- *Mates with CJT A2501H, HB-XP series Housing
- *Color: White

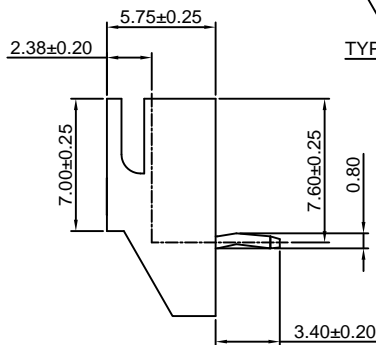
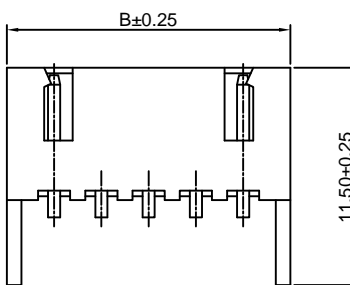
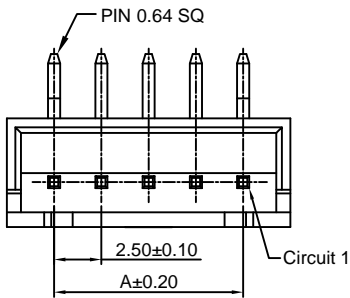
Ordering Information:

A2501WRB-XP - ** - *** - ** - **
1 2 3 4 5

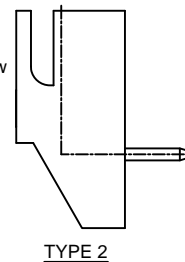
1. Part No
2. Style:
(blank) : Type 1
2 : Type 2
3. Material:
(Blank): Nylon 66, UL94V-0
GWT: Nylon 66, UL94V-0, GWT 750 °C
4. Color:
(blank): White
BL: Blue BK: Black
RD: Red YL: Yellow
GN: Green OR: Orange
BR: Brown LY: Lemon yellow
VY: Vivid yellow
5. Finish:
(blank): Tin over Nickel
G: Gold over Nickel



P.C.B LAYOUT



TYPE 1



TYPE 2

Ordering Information & Dimensions:

PART NO.	Dimensions	
	A	B
2P	2.50	7.50
3P	5.00	10.00
4P	7.50	12.50
5P	10.00	15.00
6P	12.50	17.50
7P	15.00	20.00
8P	17.50	22.50
9P	20.00	25.00
10P	22.50	27.50
11P	25.00	30.00
12P	27.50	32.50
13P	30.00	35.00
14P	32.50	37.50
15P	35.00	40.00
16P	37.50	42.50
17P	40.00	45.00
18P	42.50	47.50
19P	45.00	50.00
20P	47.50	52.50

Unit: mm

A2501WVR-XP

2.50mm pitch 90° Wafer

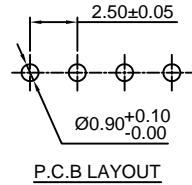
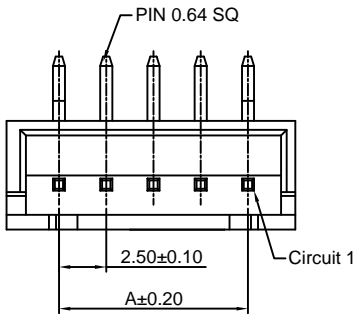
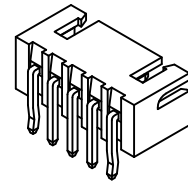
Reference Informations:

- *Material:Pin:Brass/Tin over Nickel
Insulator:Nylon 66,UL94V-0
- *Mates with CJT A2501H,HB-XP series Housing
- *Color:White

Ordering Information:

A2501WVR-XP - ^{**} - ^{***} - ^{**} - ^{**}

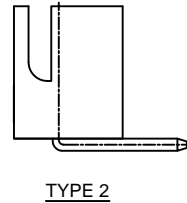
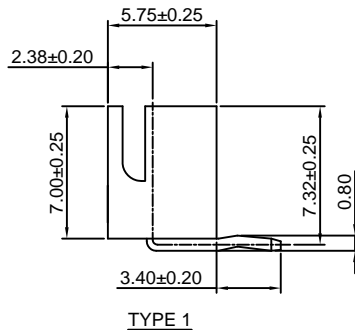
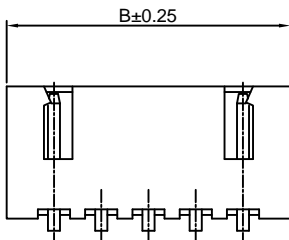
- 1.Part No
- 2.Style:
(blank) :Type 1
2 :Type 2
- 3.Material:
(Blank):Nylon 66,UL94V-0
GWT:Nylon 66,UL94V-0,GWT 750 °C
- 4.Color:
(blank):White
BL:Blue
BK:Black
RD:Red
YL:Yellow
GN:Green
- 5.Finish:
(blank):Tin over Nickel
G:Gold over Nickel



Ordering Information & Dimensions:

PART NO.	Dimensions	
	A	B
2P	2.50	7.50
3P	5.00	10.00
4P	7.50	12.50
5P	10.00	15.00
6P	12.50	17.50
7P	15.00	20.00
8P	17.50	22.50
9P	20.00	25.00
10P	22.50	27.50
11P	25.00	30.00
12P	27.50	32.50
13P	30.00	35.00
14P	32.50	37.50
15P	35.00	40.00
16P	37.50	42.50
17P	40.00	45.00
18P	42.50	47.50
19P	45.00	50.00
20P	47.50	52.50

Unit: mm



A2501WV-S-XP

2.50mm pitch 180° Wafer - SMT TYPE

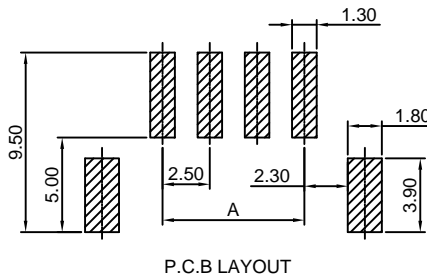
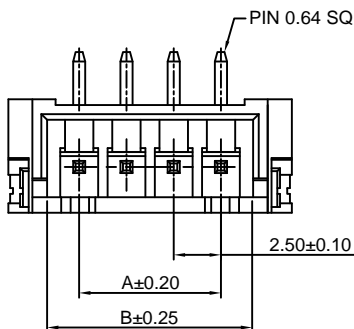
Reference Informations:

- *Material:Pin:Brass/Tin over Nickel
Solder Tabs:Phosphor Bronze/Tin over Nickel
Insulator:LCP,UL94V-0
- *Mates with CJT A2501H,HB-XP series Housing
- *Color:Ivory

Ordering Information:

A2501WV-S-XP - ^{***} - ^{**} - ^{**}

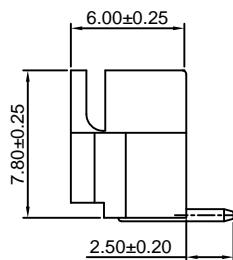
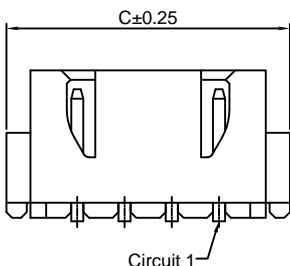
- 1.Part No.
- 2.Material:
(Blank):LCP,UL94V-0
GWT:LCP,UL94V-0,GWT 750 °C
- 3.Color:
(blank):Ivory
BL:Blue
RD:Red
GN:Green
- 4.Finish:
(blank):Tin over Nickel
G:Gold over Nickel



Ordering Information & Dimensions:

PART NO.	Dimensions		
	A	B	
2P	2.50	5.90	10.00
3P	5.00	8.40	12.50
4P	7.50	10.90	15.00
5P	10.00	13.40	17.50
6P	12.50	15.90	20.00
7P	15.00	18.40	22.50
8P	17.50	20.90	25.00
9P	20.00	23.40	27.50
10P	22.50	25.90	30.00
11P	25.00	28.40	32.50
12P	27.50	30.90	35.00
13P	30.00	33.40	37.50
14P	32.50	35.90	40.00
15P	35.00	38.40	42.50
16P	37.50	40.90	45.00

Unit: mm



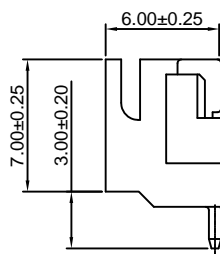
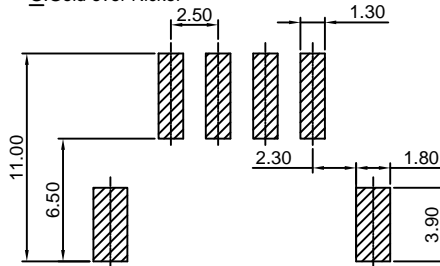
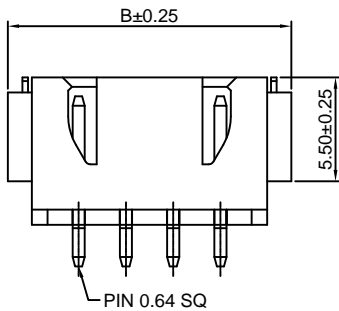
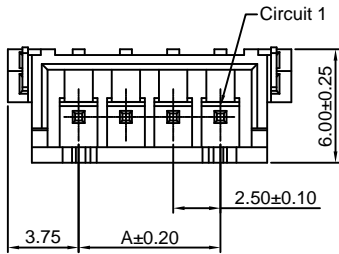
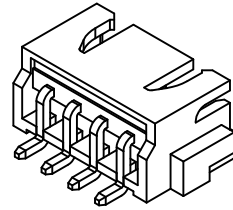
A2501WR-S-XP

2.50mm pitch 90° Wafer - SMT TYPE

Reference Informations:

- *Material: Pin: Brass/Tin over Nickel
Insulator: Nylon 6T, UL94V-0
- *Mates with CJT A2501H, HB-XP series Housing
- *Color: Ivory

- Ordering Information:
A2501WR-S-XP - *** - ** - **
1 2 3 4
1. Part No.
 2. Material:
(Blank): Nylon 6T, UL94V-0
GWT: Nylon 6T, UL94V-0, GWT 750°C
 3. Color:
(blank): Ivory
BL: Blue RD: Red
GN: Green LY: Lemon yellow
 4. Finish:
(blank): Tin over Nickel
G: Gold over Nickel



Ordering Information & Dimensions:

PART NO.	Dimensions	
	A	B
2P	2.50	10.00
3P	5.00	12.50
4P	7.50	15.00
5P	10.00	17.50
6P	12.50	20.00
7P	15.00	22.50
8P	17.50	25.00
9P	20.00	27.50
10P	22.50	30.00
11P	25.00	32.50
12P	27.50	35.00
13P	30.00	37.50
14P	32.50	40.00
15P	35.00	42.50
16P	37.50	45.00
17P	40.00	47.50
18P	42.50	50.00
19P	45.00	52.50
20P	47.50	55.00

Unit: mm

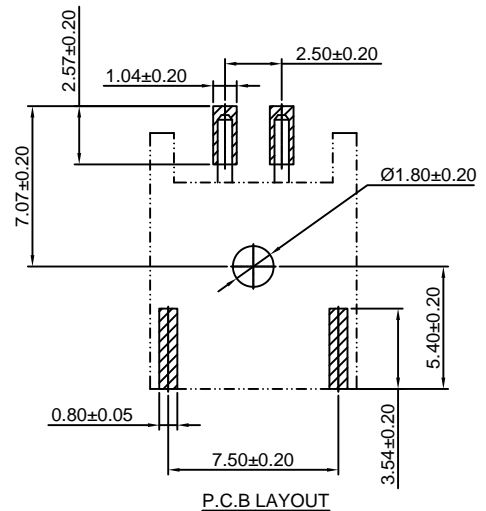
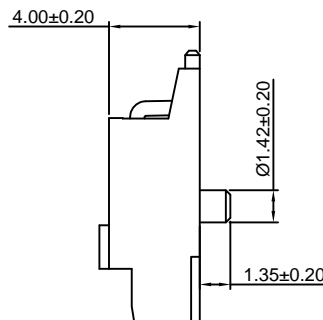
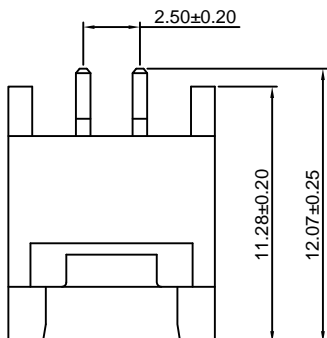
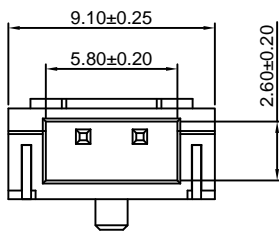
A2501WRA-S-F-2P

2.50mm pitch 90° Wafer - SMT TYPE

Reference Informations:

- *Material: Pin: Copper Alloy/Tin over Nickel
Insulator: Nylon 9T, UL94V-0
- *Color: Ivory

- Ordering Information:
A2501WRA-S-F-2P - *** - **
1 2 3
1. Part No.
 2. Material:
(Blank): Nylon 9T, UL94V-0
GWT: Nylon 9T, UL94V-0, GWT 750°C
 3. Finish:
(blank): Tin over Nickel
G: Gold over Nickel



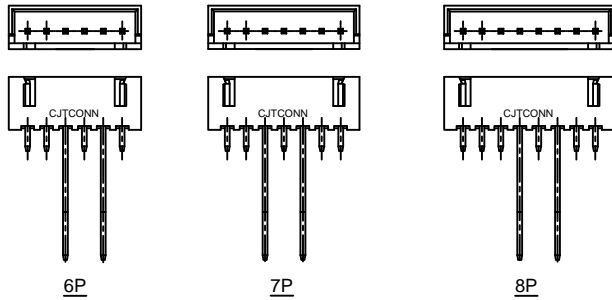
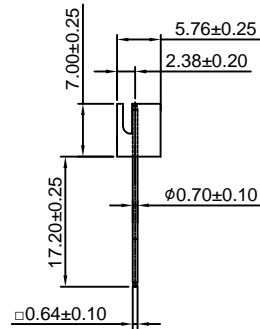
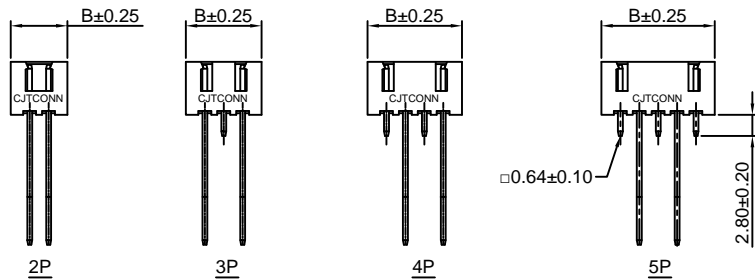
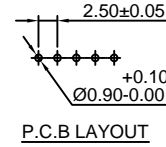
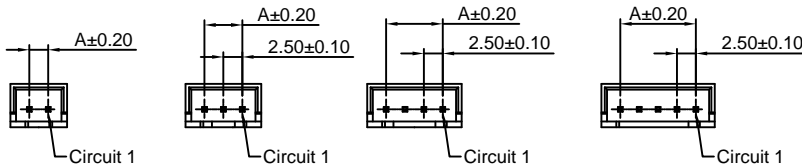
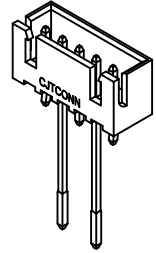
Unit: mm

A2501WVT-XP

2.50mm pitch 180° Wafer ON RADIAL-TAPE

Reference Informations:

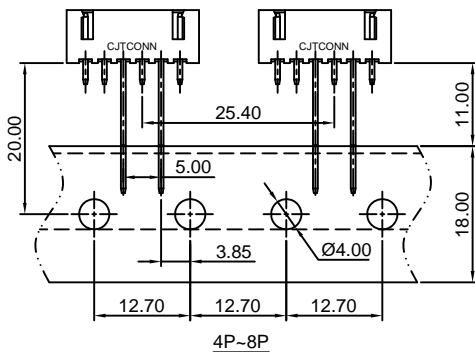
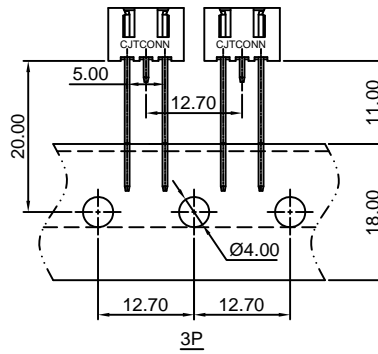
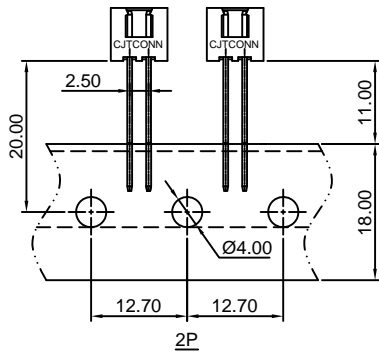
- *Material: Pin: Brass/Tin over Nickel
Insulator: Nylon66, UL94V-0
- *Mates with CJT A2501H, HB-XP series Housing
- *Color: White



Ordering Information:

A2501WVT-XP - *** - ** - **

- Part No
- Material:
(Blank): Nylon 66, UL94V-0
GWT: Nylon 66, UL94V-0, GWT 750 °C
- Color:
(blank): White
BL: Blue BK: Black
RD: Red YL: Yellow
GN: Green
- Finish:
(blank): Tin over Nickel
G: Gold over Nickel



Ordering Information & Dimensions:

PART NO.	Dimensions	
	A	B
2P	2.50	7.50
3P	5.00	10.00
4P	7.50	12.50
5P	10.00	15.00
6P	12.50	17.50
7P	15.00	20.00
8P	17.50	22.50

Unit: mm

A2501HWV-XP

2.50mm pitch 180° Wafer

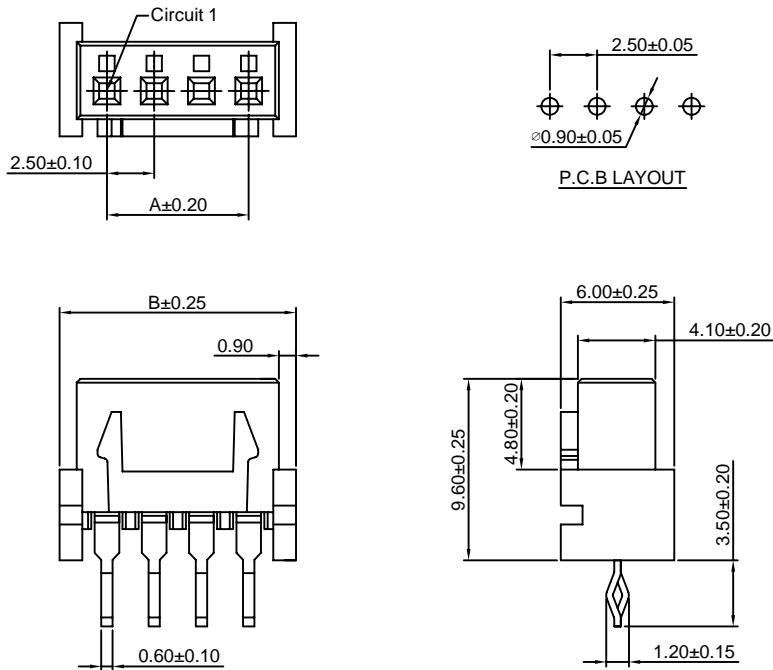
Reference Informations:

- *Material:Pin:Phosphor Bronze/Tin over Nickel
Insulator:Nylon 66,UL94V-0
- *Mates with CJT A2501HMB-XP series Housing or A2501WV,WR, WV-S,WR-S,WV-F-XP,A2501WRB,WVR,WVT-XP series Wafer
- *Color:White

Ordering Information:

A2501HWV-XP - *** - **
1 2 3

- 1.Part No.
- 2.Material:
(Blank):Nylon 66,UL94V-0
GWT:Nylon 66,UL94V-0,GWT 750 °C
- 3.Finish:
(blank):Tin over Nickel
G:Gold over Nickel



Ordering Information & Dimensions:

PART NO.	Dimensions	
	A	B
2P	2.50	7.50
3P	5.00	10.00
4P	7.50	12.50
5P	10.00	15.00
6P	12.50	17.50
7P	15.00	20.00
8P	17.50	22.50
9P	20.00	25.00
10P	22.50	27.50
11P	25.00	30.00
12P	27.50	32.50
13P	30.00	35.00
14P	32.50	37.50
15P	35.00	40.00
16P	37.50	42.50
17P	40.00	45.00
18P	42.50	47.50
19P	45.00	50.00
20P	47.50	52.50

Unit: mm

A2501HWR-XP

2.50mm pitch 90° Wafer

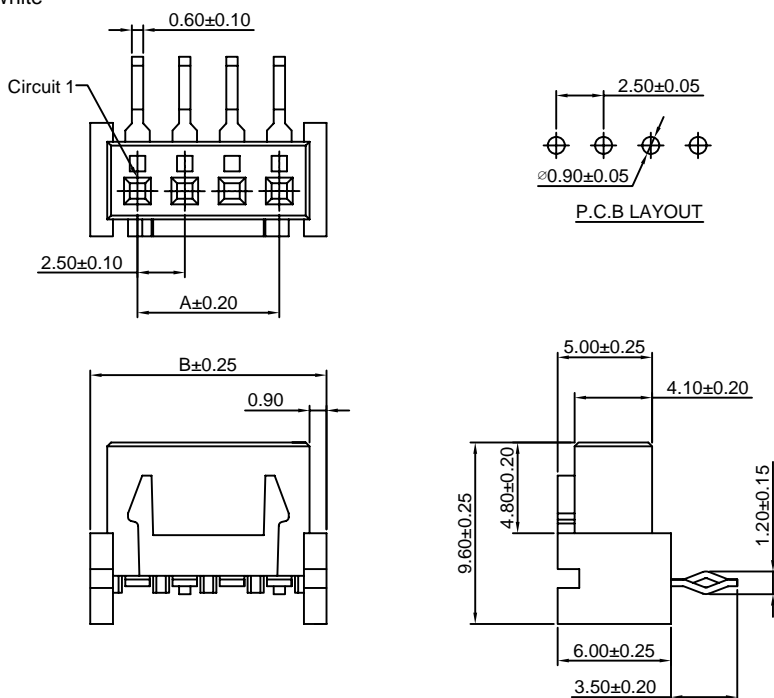
Reference Informations:

- *Material:Pin:Phosphor Bronze/Tin over Nickel
Insulator:Nylon 66,UL94V-0
- *Mates with CJT A2501HMB-XP series Housing or A2501WV,WR, WV-S,WR-S,WV-F-XP,A2501WRB,WVR,WVT-XP series Wafer
- *Color:White

Ordering Information:

A2501HWR-XP - *** - **
1 2 3

- 1.Part No.
- 2.Material:
(Blank):Nylon 66,UL94V-0
GWT:Nylon 66,UL94V-0,GWT 750 °C
- 3.Finish:
(blank):Tin over Nickel
G:Gold over Nickel



Ordering Information & Dimensions:

PART NO.	Dimensions	
	A	B
2P	2.50	7.50
3P	5.00	10.00
4P	7.50	12.50
5P	10.00	15.00
6P	12.50	17.50
7P	15.00	20.00
8P	17.50	22.50
9P	20.00	25.00
10P	22.50	27.50
11P	25.00	30.00
12P	27.50	32.50
13P	30.00	35.00
14P	32.50	37.50
15P	35.00	40.00
16P	37.50	42.50
17P	40.00	45.00
18P	42.50	47.50
19P	45.00	50.00
20P	47.50	52.50

Unit: mm

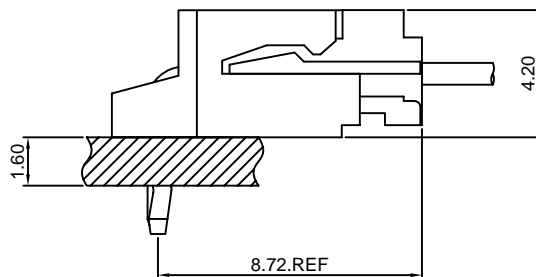
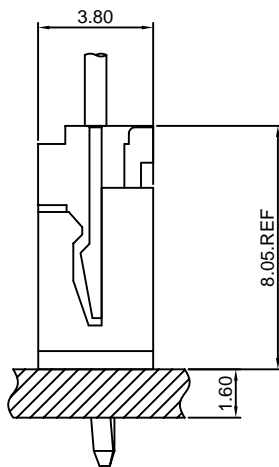
Specifications

- Current rating:3A AC,DC
- Voltage rating:250V AC,DC
- Temperature range:-40°C~+105°C
- Contact resistance:10mΩMax.
- Insulation resistance:1000MΩMin.
- Withstanding voltage:800V AC/minute
- *Compliant with RoHS and REACH*
- *Meet the HF/Halogen Free,need to customize*
- *Contact CJT for details*

Standards



Assembly layout

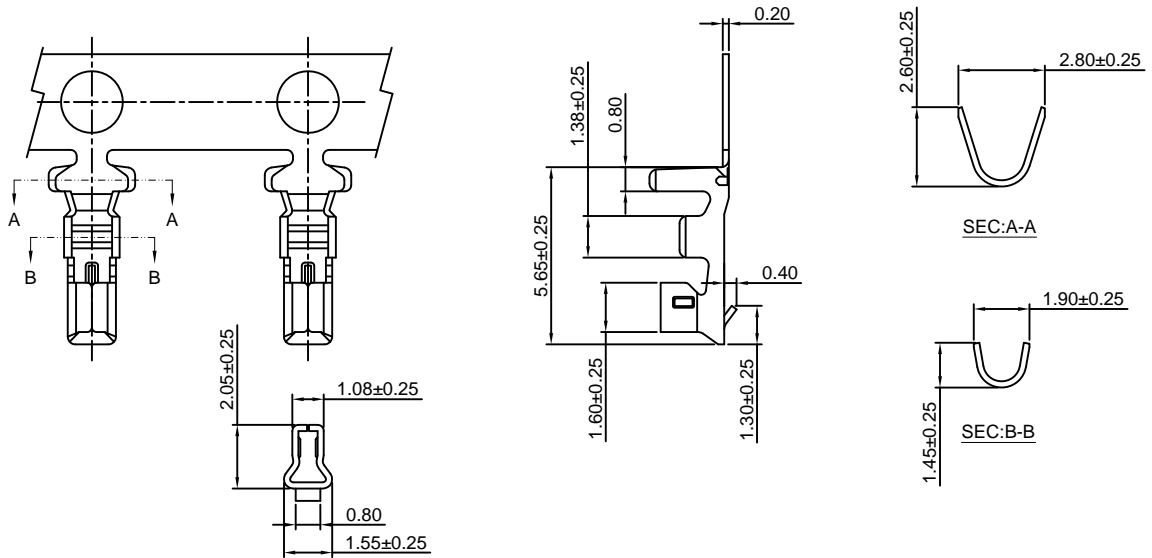


A2502-T

2.50mm pitch Crimp Terminal

Reference Informations:

*Used in CJT A2502H-XP, A2511H-XP series Housing



Ordering information & Specifications

Unit:mm

Part NO.	Wire Range	Insulation O.D.	Material	Finish	Qty/reel
A2502-TP	AWG#22-#30	1.90mm(max)	Phosphor Bronze	Tin over Nickel	10,000 PCS
A2502-GP	AWG#22-#30	1.90mm(max)	Phosphor Bronze	Gold over Nickel	10,000 PCS

Optional Gold plating available but MOQ requested

A2502H-XP

2.50mm pitch Housing

Reference Informations:

*Material:Nylon 66,UL94V-0

*Suitable CJT A2502-T series Terminal

*Mates with CJT A2502WV,WR-XP series Wafer

*Color:White

Ordering Information:

A2502H-XP - *** - **
1 2 3

1.Part No.

2.Material:

(Blank):Nylon 66,UL94V-0

GWT:Nylon 66,UL94V-0,GWT 750°C

3.Color:

(Blank):White

RD:Red

YL:Yellow

BL:Blue

BK:Black

GN:Green

TR:Tomato red

LE:Light blue

OR:Orange

GY:Gray

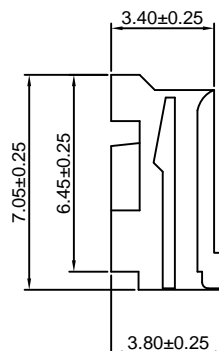
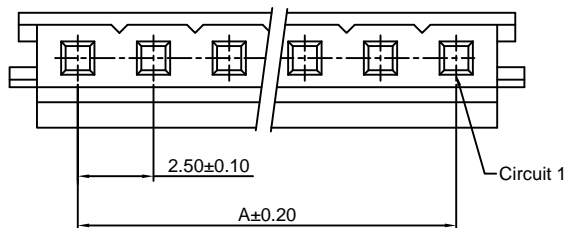
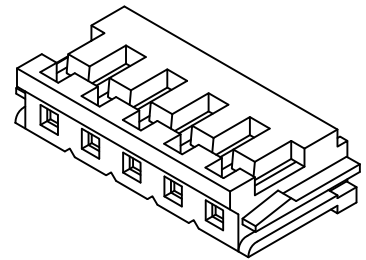
PK:Pink

BR:Brown

VI:Violet

LY:Lemon yellow

VY:Vivid yellow



Ordering Information & Dimensions

PART NO.	Dimensions	
	A	B
2P	2.50	7.00
3P	5.00	9.50
4P	7.50	12.00
5P	10.00	14.50
6P	12.50	17.00
7P	15.00	19.50
8P	17.50	22.00
9P	20.00	24.50
10P	22.50	27.00
11P	25.00	29.50
12P	27.50	32.00
13P	30.00	34.50
14P	32.50	37.00
15P	35.00	39.50

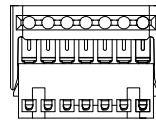
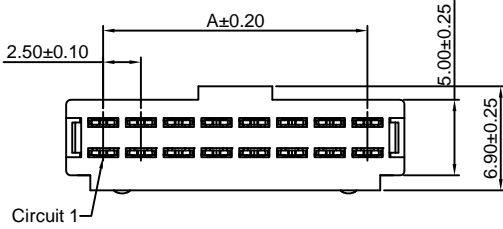
Unit: mm

A2502HWV-XP

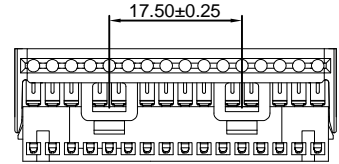
2.50mm pitch Housing

Reference Informations:

- *Material: Pin: Phosphor Bronze/Tin over Nickel
Insulator: PBT, UL94V-0
- *Mates with CJT A2502WVA, WRA-XP, A2502WVB, WRB-XP, A2502WVA-N, WRA-N-XP, A2502WVB-N, WRB-N-XP series Wafer
- *Color: Gray



2P~7P



16P~20P

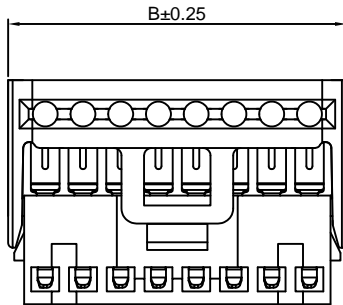
Ordering Information:
A2502HWV-XP - * - ** - ***

- Part No.
- Material:
(Blank): PBT, UL94V-0
GWT: PBT, UL94V-0, GWT 750 °C
- Finish:
(blank): Tin over Nickel
G: Gold over Nickel

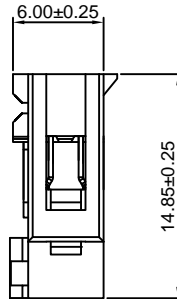
Ordering Information & Dimensions

PART NO.	Dimensions	
	A	B
2P	2.50	7.40
3P	5.00	9.90
4P	7.50	12.40
5P	10.00	14.90
6P	12.50	17.40
7P	15.00	19.90
8P	17.50	22.40
9P	20.00	24.90
10P	22.50	27.40
11P	25.00	29.90
12P	27.50	32.40
13P	30.00	34.90
14P	32.50	37.40
15P	35.00	39.90
16P	37.50	42.40
17P	40.00	44.90
18P	42.50	47.40
19P	45.00	49.90
20P	47.50	52.40

Unit: mm



8P~15P



A2502WV-XP

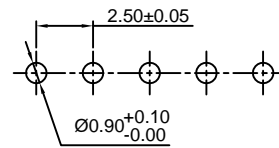
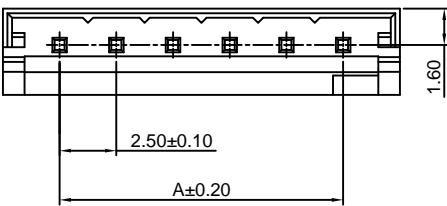
2.50mm pitch 180° Wafer

Reference Informations:

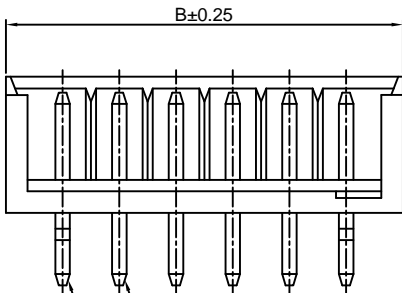
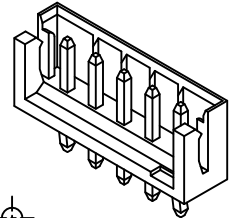
- *Material: Pin: Brass/Tin over Nickel
Insulator: Nylon 66, UL94V-0
- *Mates with CJT A2502H-XP series Housing
- *Color: White

Ordering Information:
A2502WV-XP - * - ** - *** - ****

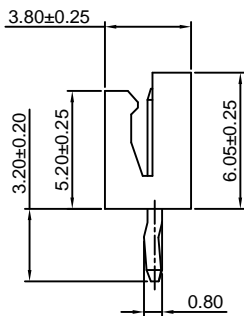
- Part No.
- Style:
(blank): Type 1
2: Type 2
- Material:
(Blank): Nylon 66, UL94V-0
GWT: Nylon 66, UL94V-0, GWT 750 °C
- Color:
(Blank): White
RD: Red
BL: Blue
GN: Green
YL: Yellow
BK: Black
- Finish:
(blank): Tin over Nickel
G: Gold over Nickel



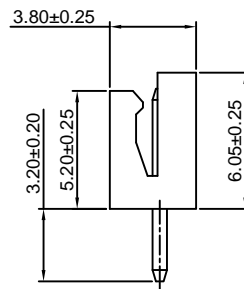
P.C.B LAYOUT



Circuit 1



TYPE 1



TYPE 2

Ordering Information & Dimensions

PART NO.	Dimensions	
	A	B
2P	2.50	7.50
3P	5.00	10.00
4P	7.50	12.50
5P	10.00	15.00
6P	12.50	17.50
7P	15.00	20.00
8P	17.50	22.50
9P	20.00	25.00
10P	22.50	27.50
11P	25.00	30.00
12P	27.50	32.50
13P	30.00	35.00
14P	32.50	37.50
15P	35.00	40.00

Unit: mm

A2502WR-XP

2.50mm pitch 90° Wafer

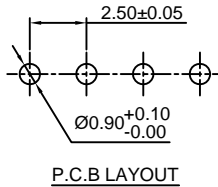
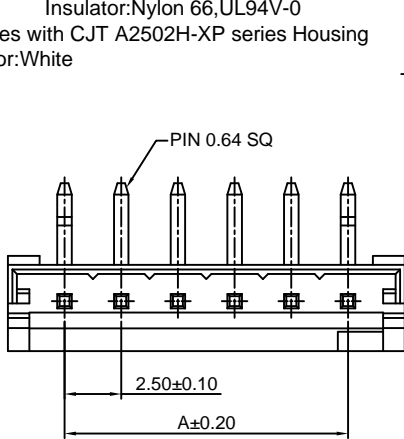
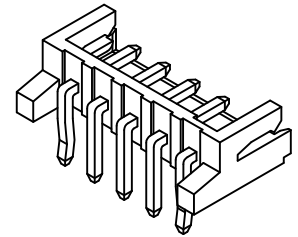
Reference Informations:

- *Material:Pin:Brass/Tin over Nickel
Insulator:Nylon 66,UL94V-0
- *Mates with CJT A2502H-XP series Housing
- *Color:White

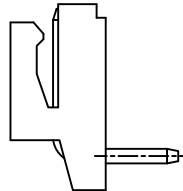
Ordering Information:

A2502WR-XP - * - *** - ** - **
1 2 3 4 5

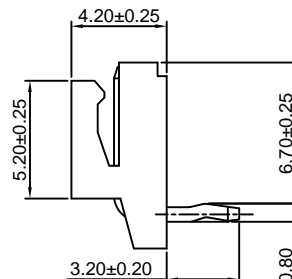
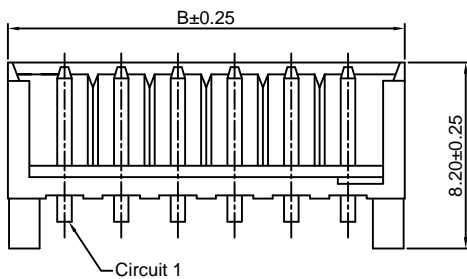
- Part No.
- Style
(blank):Type 1
2:Type 2
- Material:
(Blank):Nylon 66,UL94V-0
GWT:Nylon 66,UL94V-0,GWT 750 °C
- Color:
(Blank):White
RD:Red OR:Orange
YL:Yellow GY:Gray
BL:Blue PK:Pink
BK:Black BR:Brown
GN:Green VJ:Violet
TR:Tomato red LY:Lemon yellow
LE:Light blue VY:Vivid yellow
- Finish:
(blank):Tin over Nickel
G:Gold over Nickel



P.C.B LAYOUT



TYPE 2



TYPE 1

Ordering Information & Dimensions

PART NO.	Dimensions	
	A	B
2P	2.50	7.50
3P	5.00	10.00
4P	7.50	12.50
5P	10.00	15.00
6P	12.50	17.50
7P	15.00	20.00
8P	17.50	22.50
9P	20.00	25.00
10P	22.50	27.50
11P	25.00	30.00
12P	27.50	32.50
13P	30.00	35.00
14P	32.50	37.50
15P	35.00	40.00

Unit: mm

A2502WVA-XP

2.50mm pitch 180° Wafer

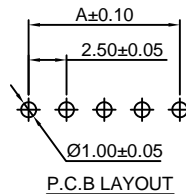
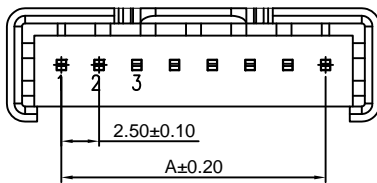
Reference Informations:

- *Material:Pin:Brass/Tin over Nickel
Insulator:PBT+15%GF,UL94V-0
- *Mates with CJT A2502HWV-XP series Housing
- *Color:Gray

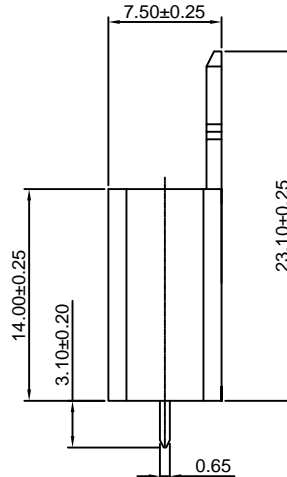
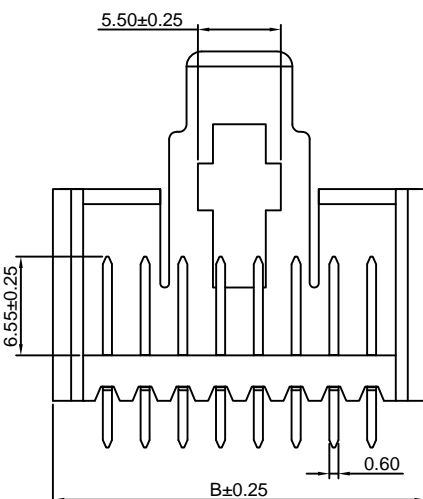
Ordering Information:

A2502WVA-XP - *** - **
1 2 3

- Part No.
- Material:
(Blank):PBT,UL94V-0
GWT:PBT,UL94V-0,GWT 750 °C
- Finish:
(blank):Tin over Nickel
G:Gold over Nickel



P.C.B LAYOUT



Ordering Information & Dimensions

PART NO.	Dimensions	
	A	B
2P	2.50	9.70
3P	5.00	12.20
4P	7.50	14.70
5P	10.00	17.20
6P	12.50	19.70
7P	15.00	22.20
8P	17.50	24.70
9P	20.00	27.20
10P	22.50	29.70
11P	25.00	32.20
12P	27.50	34.70
13P	30.00	37.20
14P	32.50	39.70
15P	35.00	42.20
16P	37.50	44.70
17P	40.00	47.20
18P	42.50	49.70
19P	45.00	52.20
20P	47.50	54.70

Unit: mm

A2502WRA-XP

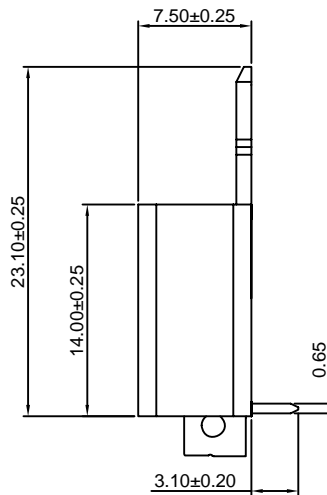
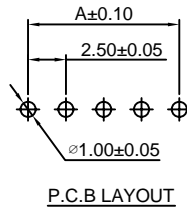
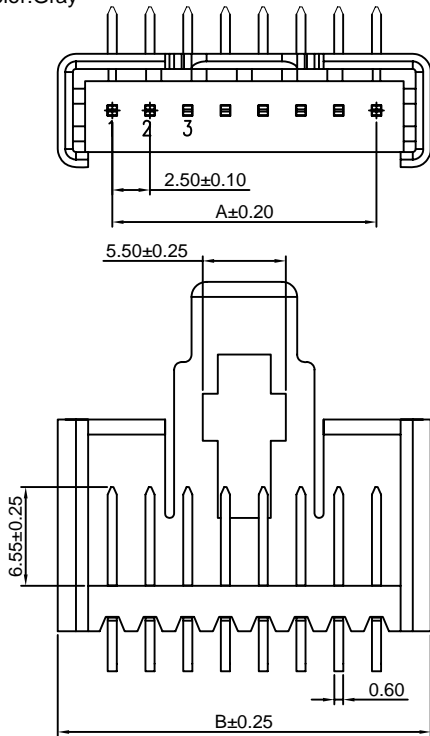
2.50mm pitch 90° Wafer

Reference Informations:

- *Material:Pin:Brass/Tin over Nickel
Insulator:PBT+15%GF,UL94V-0
- *Mates with CJT A2502HWV-XP series Housing
- *Color:Gray

Ordering Information:
A2502WRA-XP - *** - **
1 2 3

- 1.Part No.
- 2.Material:
(Blank):PBT,UL94V-0
GWT:PBT,UL94V-0,GWT 750 °C
- 3.Finish:
(blank):Tin over Nickel
G:Gold over Nickel



Ordering Information & Dimensions

PART NO.	Dimensions	
	A	B
2P	2.50	9.70
3P	5.00	12.20
4P	7.50	14.70
5P	10.00	17.20
6P	12.50	19.70
7P	15.00	22.20
8P	17.50	24.70
9P	20.00	27.20
10P	22.50	29.70
11P	25.00	32.20
12P	27.50	34.70
13P	30.00	37.20
14P	32.50	39.70
15P	35.00	42.20
16P	37.50	44.70
17P	40.00	47.20
18P	42.50	49.70
19P	45.00	52.20
20P	47.50	54.70

Unit: mm

A2502WVA-N-XP

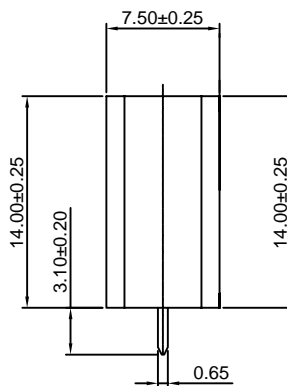
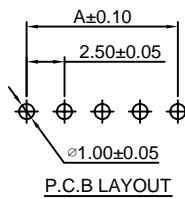
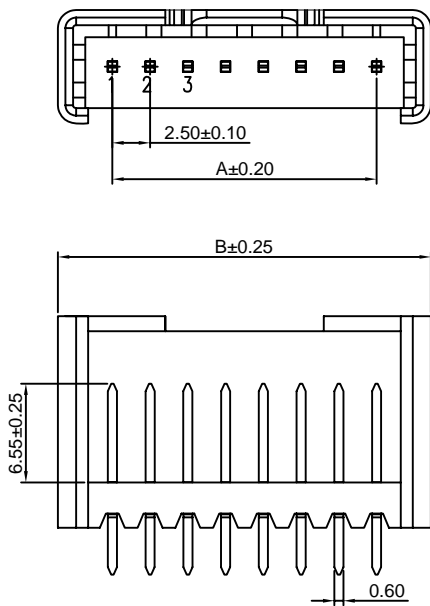
2.50mm pitch 180° Wafer

Reference Informations:

- *Material:Pin:Brass/Tin over Nickel
Insulator:PBT+15%GF,UL94V-0
- *Mates with CJT A2502HWV-XP series Housing
- *Color:Gray

Ordering Information:
A2502WVA-N-XP - *** - **
1 2 3

- 1.Part No.
- 2.Material:
(Blank):PBT,UL94V-0
GWT:PBT,UL94V-0,GWT 750 °C
- 3.Finish:
(blank):Tin over Nickel
G:Gold over Nickel



Ordering Information & Dimensions

PART NO.	Dimensions	
	A	B
2P	2.50	9.70
3P	5.00	12.20
4P	7.50	14.70
5P	10.00	17.20
6P	12.50	19.70
7P	15.00	22.20
8P	17.50	24.70
9P	20.00	27.20
10P	22.50	29.70
11P	25.00	32.20
12P	27.50	34.70
13P	30.00	37.20
14P	32.50	39.70
15P	35.00	42.20
16P	37.50	44.70
17P	40.00	47.20
18P	42.50	49.70
19P	45.00	52.20
20P	47.50	54.70

Unit: mm

A2502WRA-N-XP

2.50mm pitch 90° Wafer

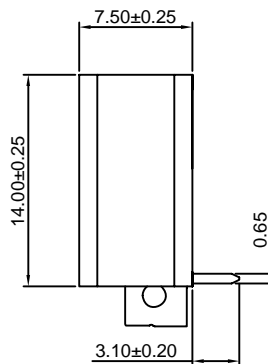
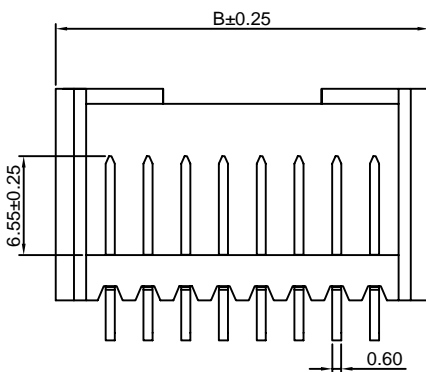
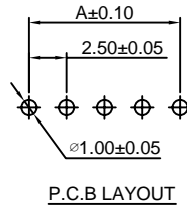
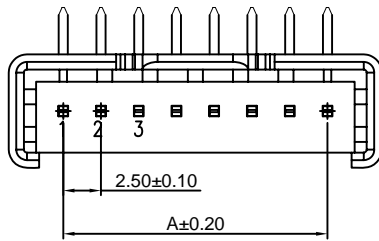
Reference Informations:

- *Material: Pin: Brass/Tin over Nickel
Insulator: PBT+15%GF, UL94V-0
- *Mates with CJT A2502HWV-XP series Housing
- *Color: Gray

Ordering Information:

A2502WRA-N-XP - *** - **
1 2 3

- Part No.
- Material:
(Blank): PBT, UL94V-0
GWT: PBT, UL94V-0, GWT 750°C
- Finish:
(blank): Tin over Nickel
G: Gold over Nickel



Ordering Information & Dimensions

PART NO.	Dimensions	
	A	B
2P	2.50	9.70
3P	5.00	12.20
4P	7.50	14.70
5P	10.00	17.20
6P	12.50	19.70
7P	15.00	22.20
8P	17.50	24.70
9P	20.00	27.20
10P	22.50	29.70
11P	25.00	32.20
12P	27.50	34.70
13P	30.00	37.20
14P	32.50	39.70
15P	35.00	42.20
16P	37.50	44.70
17P	40.00	47.20
18P	42.50	49.70
19P	45.00	52.20
20P	47.50	54.70

Unit: mm

A2502WVB-XP

2.50mm pitch 180° Wafer

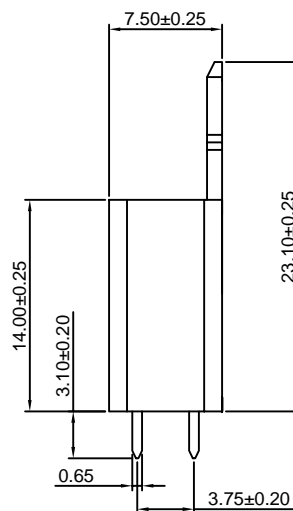
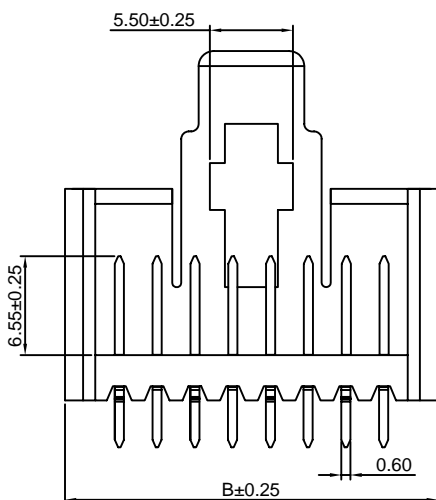
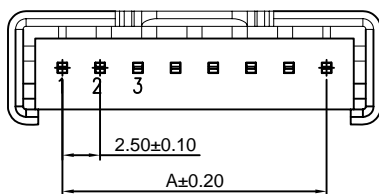
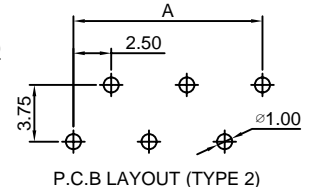
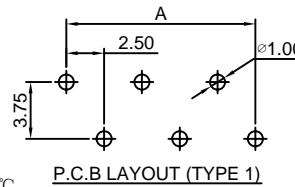
Reference Informations:

- *Material: Pin: Brass/Tin over Nickel
Insulator: PBT+15%GF, UL94V-0
- *Mates with CJT A2502HWV-XP series Housing
- *Color: Gray

Ordering Information:

A2502WVB-XP - *** - *** - **
1 2 3 4

- Part No.
- Style:
(Blank): TYPE 1
2: TYPE 2
- Material:
(Blank): PBT, UL94V-0
GWT: PBT, UL94V-0, GWT 750°C
- Finish:
(blank): Tin over Nickel
G: Gold over Nickel



Ordering Information & Dimensions

PART NO.	Dimensions	
	A	B
2P	2.50	9.70
3P	5.00	12.20
4P	7.50	14.70
5P	10.00	17.20
6P	12.50	19.70
7P	15.00	22.20
8P	17.50	24.70
9P	20.00	27.20
10P	22.50	29.70
11P	25.00	32.20
12P	27.50	34.70
13P	30.00	37.20
14P	32.50	39.70
15P	35.00	42.20
16P	37.50	44.70
17P	40.00	47.20
18P	42.50	49.70
19P	45.00	52.20
20P	47.50	54.70

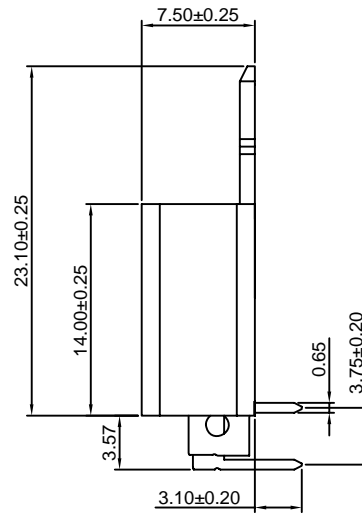
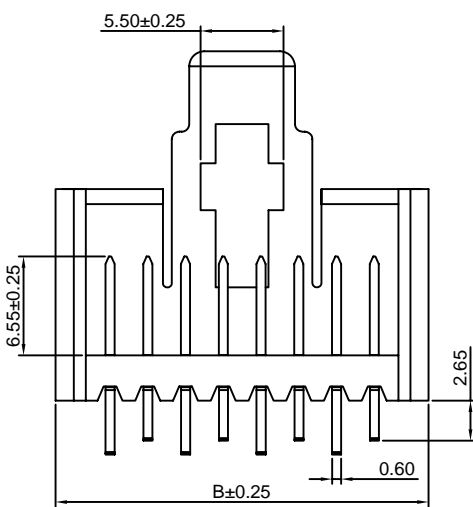
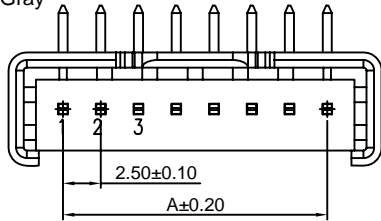
Unit: mm

A2502WRB-XP

2.50mm pitch 90° Wafer

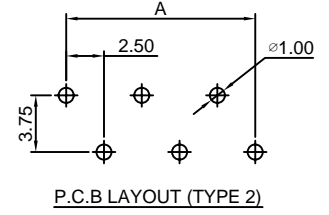
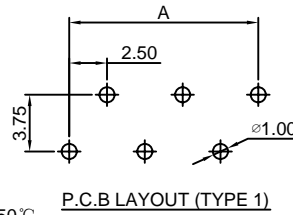
Reference Informations:

- *Material: Pin: Brass/Tin over Nickel
Insulator: PBT+15%GF, UL94V-0
- *Mates with CJT A2502HWV-XP series Housing
- *Color: Gray



Ordering Information:
A2502WRB-XP - *** - *** - **
1 2 3 4

1. Part No.
2. Style:
(Blank): TYPE 1
2: TYPE 2
3. Material:
(Blank): PBT, UL94V-0
GWT: PBT, UL94V-0, GWT 750°C
4. Finish:
(blank): Tin over Nickel
G: Gold over Nickel



Ordering Information & Dimensions

PART NO.	Dimensions	
	A	B
2P	2.50	9.70
3P	5.00	12.20
4P	7.50	14.70
5P	10.00	17.20
6P	12.50	19.70
7P	15.00	22.20
8P	17.50	24.70
9P	20.00	27.20
10P	22.50	29.70
11P	25.00	32.20
12P	27.50	34.70
13P	30.00	37.20
14P	32.50	39.70
15P	35.00	42.20
16P	37.50	44.70
17P	40.00	47.20
18P	42.50	49.70
19P	45.00	52.20
20P	47.50	54.70

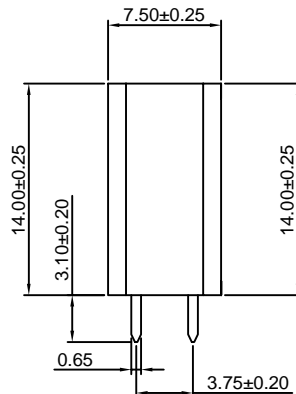
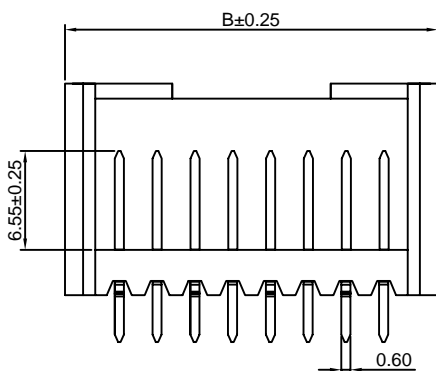
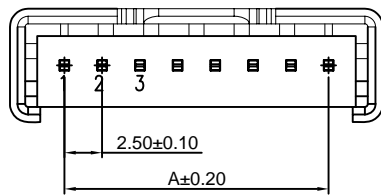
Unit: mm

A2502WVB-N-XP

2.50mm pitch 180° Wafer

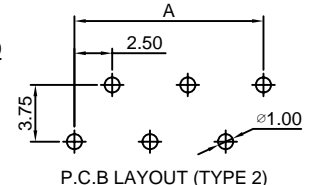
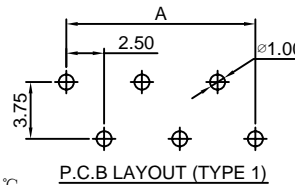
Reference Informations:

- *Material: Pin: Brass/Tin over Nickel
Insulator: PBT+15%GF, UL94V-0
- *Mates with CJT A2502HWV-XP series Housing
- *Color: Gray



Ordering Information:
A2502WVB-N-XP - *** - *** - **
1 2 3 4

1. Part No.
2. Style:
(Blank): TYPE 1
2: TYPE 2
3. Material:
(Blank): PBT, UL94V-0
GWT: PBT, UL94V-0, GWT 750°C
4. Finish:
(blank): Tin over Nickel
G: Gold over Nickel



Ordering Information & Dimensions

PART NO.	Dimensions	
	A	B
2P	2.50	9.70
3P	5.00	12.20
4P	7.50	14.70
5P	10.00	17.20
6P	12.50	19.70
7P	15.00	22.20
8P	17.50	24.70
9P	20.00	27.20
10P	22.50	29.70
11P	25.00	32.20
12P	27.50	34.70
13P	30.00	37.20
14P	32.50	39.70
15P	35.00	42.20
16P	37.50	44.70
17P	40.00	47.20
18P	42.50	49.70
19P	45.00	52.20
20P	47.50	54.70

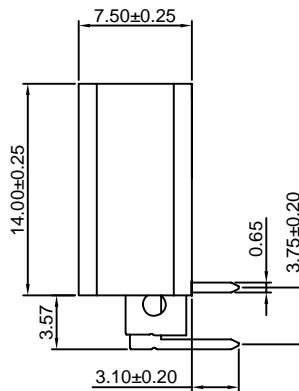
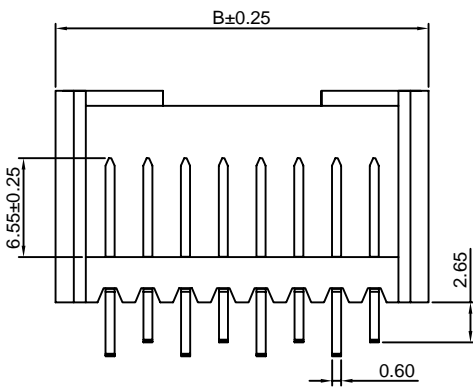
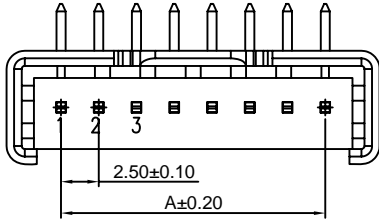
Unit: mm

A2502WRB-N-XP

2.50mm pitch 90° Wafer

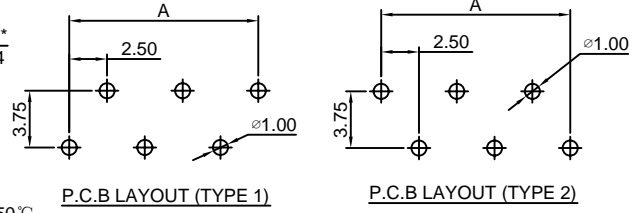
Reference Informations:

- *Material: Pin: Brass/Tin over Nickel
Insulator: PBT +15%GF, UL94V-0
- *Mates with CJT A2502HWV-XP series Housing
- *Color: Gray



Ordering Information:
A2502WRB-N-XP - *** - *** - **
1 2 3 4

1. Part No.
2. Style:
(Blank): TYPE 1
2: TYPE 2
3. Material:
(Blank): PBT, UL94V-0
GWT: PBT, UL94V-0, GWT 750°C
4. Finish:
(blank): Tin over Nickel
G: Gold over Nickel



Ordering Information & Dimensions

PART NO.	Dimensions	
	A	B
2P	2.50	9.70
3P	5.00	12.20
4P	7.50	14.70
5P	10.00	17.20
6P	12.50	19.70
7P	15.00	22.20
8P	17.50	24.70
9P	20.00	27.20
10P	22.50	29.70
11P	25.00	32.20
12P	27.50	34.70
13P	30.00	37.20
14P	32.50	39.70
15P	35.00	42.20
16P	37.50	44.70
17P	40.00	47.20
18P	42.50	49.70
19P	45.00	52.20
20P	47.50	54.70

Unit: mm

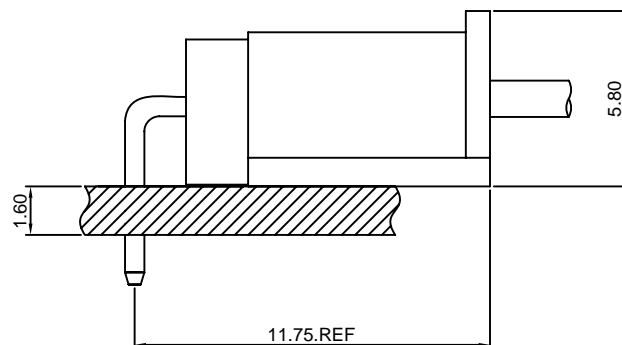
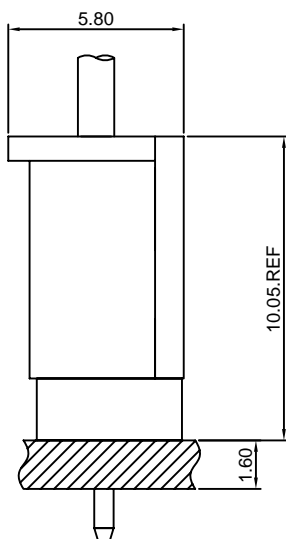
Specifications

- Current rating:3A AC,DC
- Voltage rating:250V AC,DC
- Temperature range:-40°C~+105°C
- Contact resistance:10mΩMax.
- Insulation resistance:1000MΩMin.
- Withstanding voltage:800V AC/minute
- *Compliant with RoHS and REACH*
- *Meet the HF/Halogen Free,need to customize*
- *Contact CJT for details*

Standards



Assembly layout

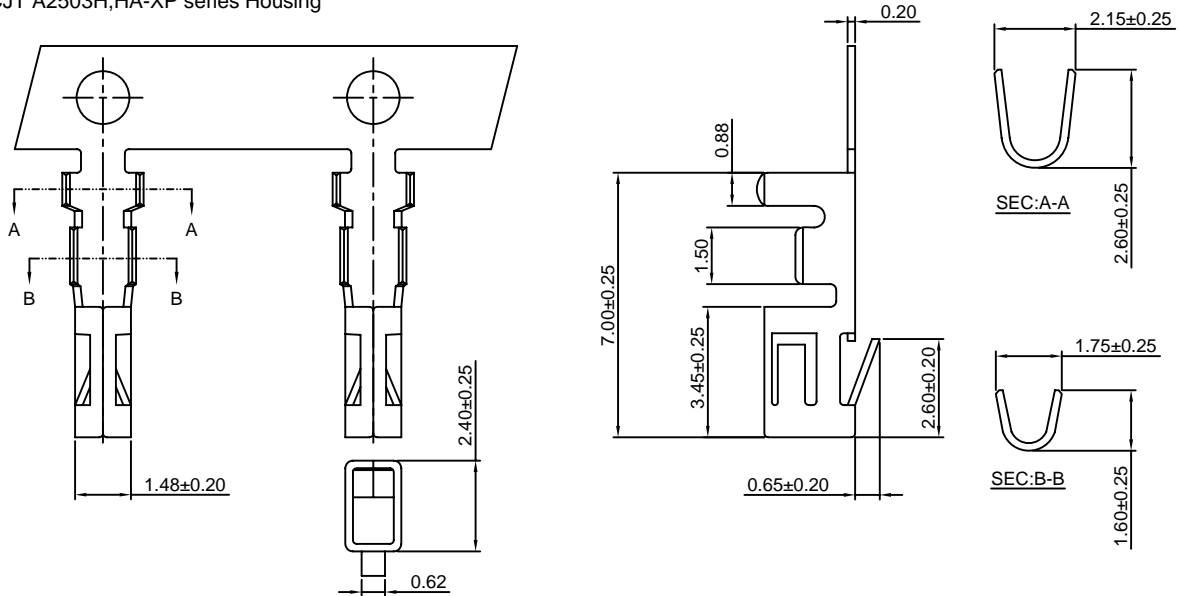


A2503-T

2.50mm pitch Crimp Terminal

Reference Informations:

*Used in CJT A2503H,HA-XP series Housing



Ordering information & Specifications:

Unit:mm

Part NO.	Wire Range	Insulation O.D.	Material	Finish	Qty/reel
A2503-TB	AWG#22-#28	1.75mm(max)	Brass	Tin over Nickel	8,000 PCS
A2503-TP	AWG#22-#28	1.75mm(max)	Phosphor Bronze	Tin over Nickel	8,000 PCS
A2503-GB	AWG#22-#28	1.75mm(max)	Brass	Gold over Nickel	8,000 PCS
A2503-GP	AWG#22-#28	1.75mm(max)	Phosphor Bronze	Gold over Nickel	8,000 PCS

Optional Gold plating available but MOQ requested

A2503H-XP

2.50mm pitch Housing

Reference Informations:

*Material:Nylon 66,UL94V-0

*Suitable CJT A2503-T series Terminal

*Mates with CJT A2503WV,WR-XP series Wafer

*Color:Ivory

Ordering Information:

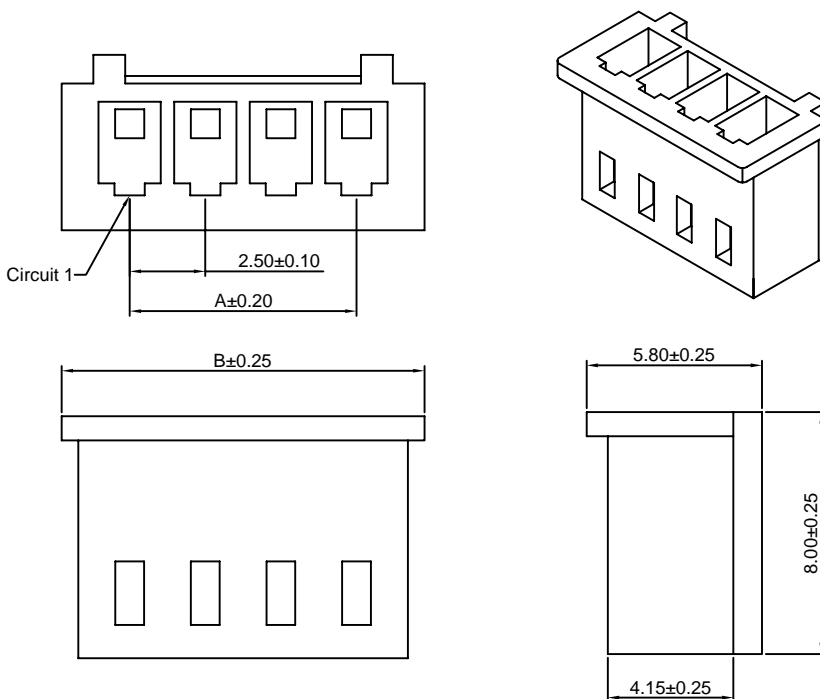
A2503H-XP - ***
1 2

1.Part No.

2.Material:

(Blank):Nylon 66,UL94V-0

GWT :Nylon 66,UL94V-0, GWT 750 °C



Ordering Information & Dimensions

PART NO.	Dimensions	
	A	B
2P	2.50	7.00
3P	5.00	9.50
4P	7.50	12.00
5P	10.00	14.50
6P	12.50	17.00
7P	15.00	19.50
8P	17.50	22.00
9P	20.00	24.50
10P	22.50	27.00
11P	25.00	29.50
12P	27.50	32.00
13P	30.00	34.50
14P	32.50	37.00
15P	35.00	39.50
16P	37.50	42.00
17P	40.00	44.50
18P	42.50	47.00
19P	45.00	49.50
20P	47.50	52.00

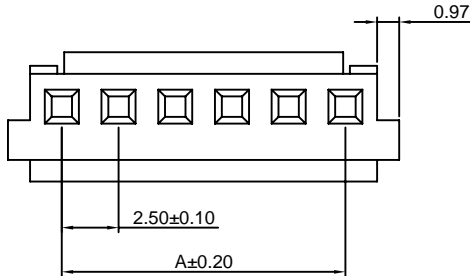
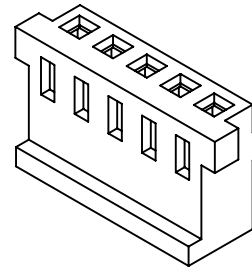
Unit: mm

A2503HA-XP

2.50mm pitch Housing

Reference Informations:

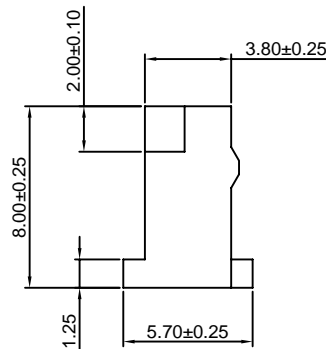
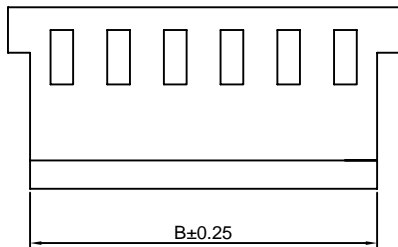
- *Material:Nylon 66 , UL94V-0
- *Suitable CJT A2503-T series Terminal
- *Mates with CJT A2503WVA,WRA-XP series Wafer
- *Color:Black



Ordering Information:

A2503HA-XP - ***
1 2

- 1.Part No.
- 2.Material:
(blank) :Nylon 66, UL94V-0
GWT :Nylon 66, UL94V-0, GWT 750 °C



Ordering Information & Dimensions

PART NO.	Dimensions	
	A	B
2P	2.50	5.30
3P	5.00	7.80
4P	7.50	10.30
5P	10.00	12.80
6P	12.50	15.30
7P	15.00	17.80
8P	17.50	20.30
9P	20.00	22.80
10P	22.50	25.30
11P	25.00	27.80
12P	27.50	30.30
13P	30.00	32.80
14P	32.50	35.30
15P	35.00	37.80
16P	37.50	40.30
17P	40.00	42.80
18P	42.50	45.30
19P	45.00	47.80
20P	47.50	50.30

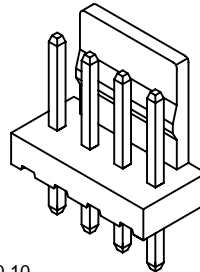
Unit: mm

A2503WV-XP

2.50mm pitch 180° Wafer

Reference Informations:

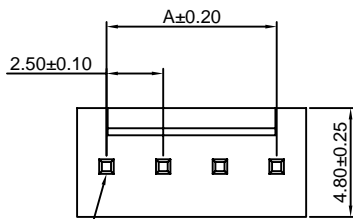
- *Material:Pin:Brass/Tin over Nickel
Insulator:Nylon 66,UL94V-0
- *Mates with CJT A2503H-XP series Housing
- *Color:Ivory



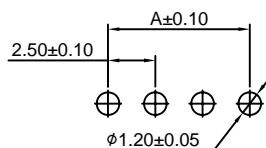
Ordering Information:

A2503WV-XP - ***
1 2

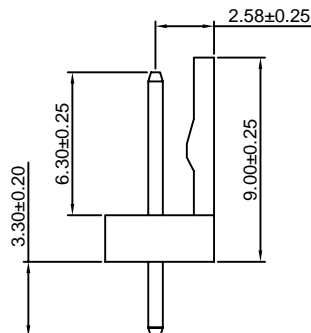
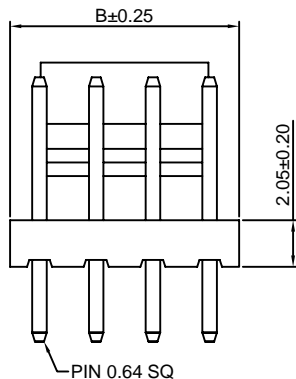
- 1.Part No.
- 2.Material:
(Blank):Nylon 66,UL94V-0
GWT :Nylon 66,UL94V-0, GWT 750 °C



Circuit 1



P.C.B LAYOUT



Ordering Information & Dimensions

PART NO.	Dimensions	
	A	B
2P	2.50	5.00
3P	5.00	7.50
4P	7.50	10.00
5P	10.00	12.50
6P	12.50	15.00
7P	15.00	17.50
8P	17.50	20.00
9P	20.00	22.50
10P	22.50	25.00
11P	25.00	27.50
12P	27.50	30.00
13P	30.00	32.50
14P	32.50	35.00
15P	35.00	37.50
16P	37.50	40.00
17P	40.00	42.50
18P	42.50	45.00
19P	45.00	47.50
20P	47.50	50.00

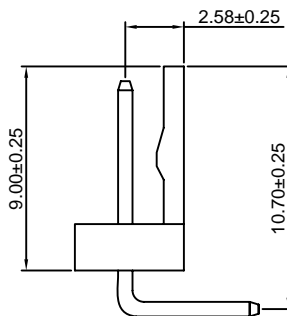
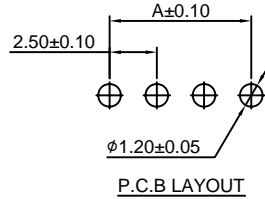
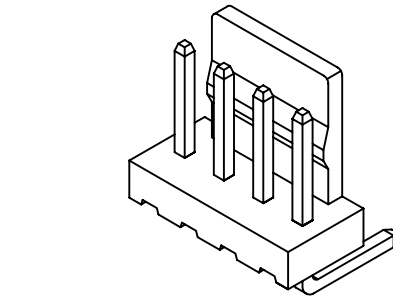
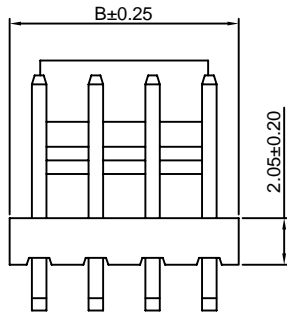
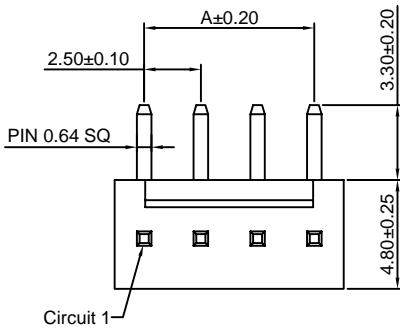
Unit: mm

A2503WR-XP

2.50mm pitch 90° Wafer

Reference Informations:

- *Material:Pin:Brass/Tin over Nickel
Insulator:Nylon 66,UL94V-0
- *Mates with CJT A2503H-XP series Housing
- *Color:Ivory



Ordering Information:

A2503WR-XP - ***
1 2

- Part No.
- Material:
(Blank):Nylon 66,UL94V-0
GWT :Nylon 66,UL94V-0, GWT 750°C

Ordering Information & Dimensions

PART NO.	Dimensions	
	A	B
2P	2.50	5.00
3P	5.00	7.50
4P	7.50	10.00
5P	10.00	12.50
6P	12.50	15.00
7P	15.00	17.50
8P	17.50	20.00
9P	20.00	22.50
10P	22.50	25.00
11P	25.00	27.50
12P	27.50	30.00
13P	30.00	32.50
14P	32.50	35.00
15P	35.00	37.50
16P	37.50	40.00
17P	40.00	42.50
18P	42.50	45.00
19P	45.00	47.50
20P	47.50	50.00

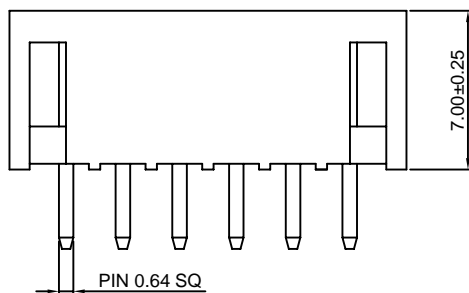
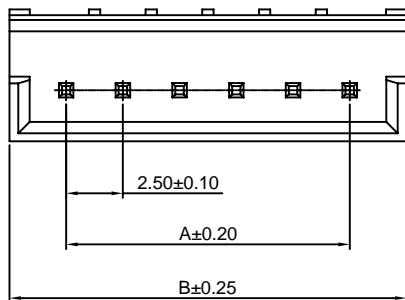
Unit: mm

A2503WVA-XP

2.50mm pitch 180° Wafer

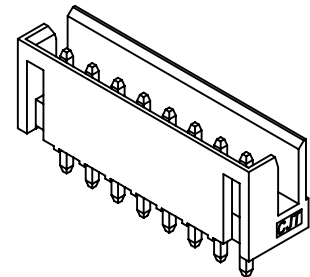
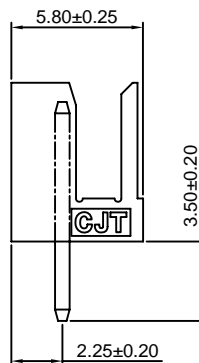
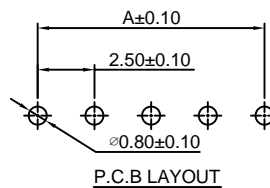
Reference Informations:

- *Material:Pin:Brass/Tin over Nickel
Insulator:PBT 15%GF ,UL94V-0
- *Mates with CJT A2503HA-XP series Housing
- *Color:Black



Ordering Information:
A2503WVA-XP - * - ***
1 2 3

- Part No.
- Finish:
(blank) - Tin over Nickel
G - Gold over Nickel
- Material:
(blank) :PBT, UL94V-0
GWT :PBT, UL94V-0, GWT 750°C



Ordering Information & Dimensions

PART NO.	Dimensions	
	A	B
2P	2.50	7.50
3P	5.00	10.00
4P	7.50	12.50
5P	10.00	15.00
6P	12.50	17.50
7P	15.00	20.00
8P	17.50	22.50
9P	20.00	25.00
10P	22.50	27.50
11P	25.00	30.00
12P	27.50	32.50
13P	30.00	35.00
14P	32.50	37.50
15P	35.00	40.00
16P	37.50	42.50
17P	40.00	45.00
18P	42.50	47.50
19P	45.00	50.00
20P	47.50	52.50

Unit: mm

A2503WRA-XP

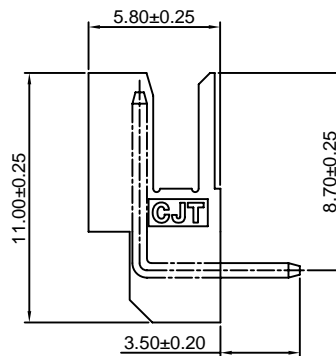
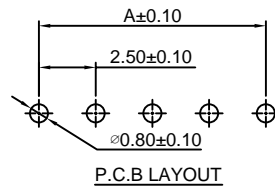
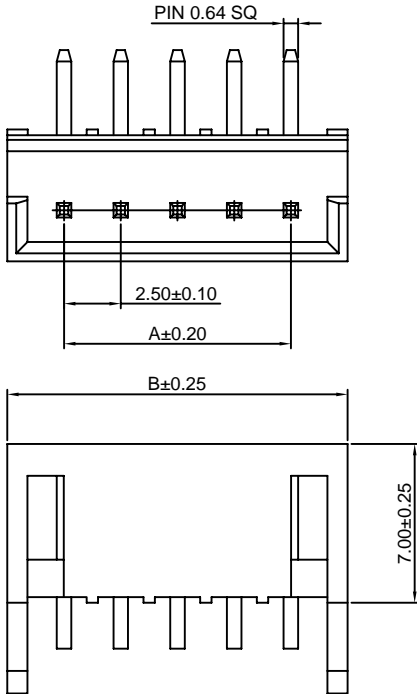
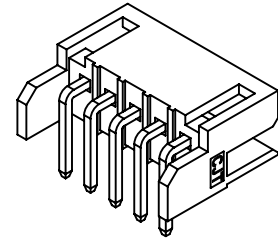
2.50mm pitch 90° Wafer

Reference Informations:

- *Material:Pin:Brass/Tin over Nickel
Insulator:PBT 15%GF ,UL94V-0
- *Mates with CJT A2503HA-XP series Housing
- *Color:Black

Ordering Information:

- A2503WRA-XP - * - ***
1 2 3
- 1.Part No.
 - 2.Finish:
(blank) : Tin over Nickel
G : Gold over Nickel
 - 3.Material:
(blank) :PBT, UL94V-0
GWT :PBT, UL94V-0, GWT 750°C



Ordering Information & Dimensions

PART NO.	Dimensions	
	A	B
2P	2.50	7.50
3P	5.00	10.00
4P	7.50	12.50
5P	10.00	15.00
6P	12.50	17.50
7P	15.00	20.00
8P	17.50	22.50
9P	20.00	25.00
10P	22.50	27.50
11P	25.00	30.00
12P	27.50	32.50
13P	30.00	35.00
14P	32.50	37.50
15P	35.00	40.00
16P	37.50	42.50
17P	40.00	45.00
18P	42.50	47.50
19P	45.00	50.00
20P	47.50	52.50

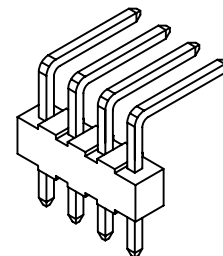
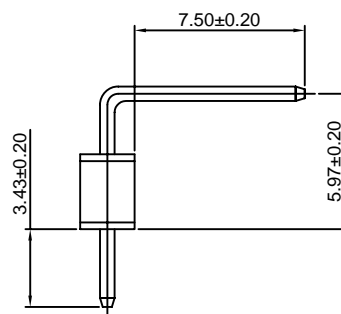
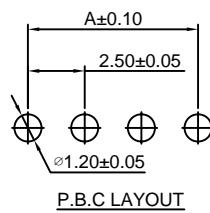
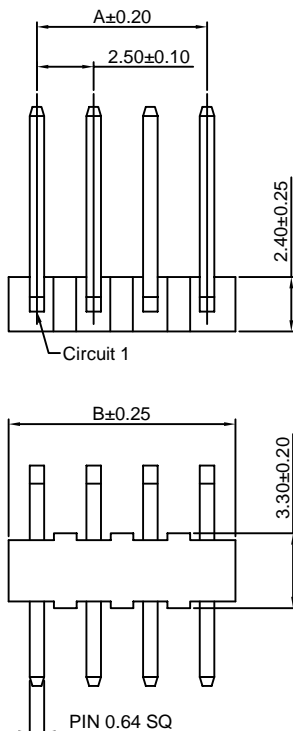
Unit: mm

A2503WRB-XP

2.50mm pitch 90° Wafer

Reference Informations:

- *Material:Pin:Brass/Tin over Nickel
Insulator:Nylon 66 ,UL94V-0
- *Color:Ivory



Ordering Information & Dimensions

PART NO.	Dimensions	
	A	B
2P	2.50	5.00
3P	5.00	7.50
4P	7.50	10.00
5P	10.00	12.50
6P	12.50	15.00
7P	15.00	17.50
8P	17.50	20.00
9P	20.00	22.50
10P	22.50	25.00
11P	25.00	27.50
12P	27.50	30.00
13P	30.00	32.50
14P	32.50	35.00
15P	35.00	37.50
16P	37.50	40.00
17P	40.00	42.50
18P	42.50	45.00
19P	45.00	47.50
20P	47.50	50.00

Unit: mm

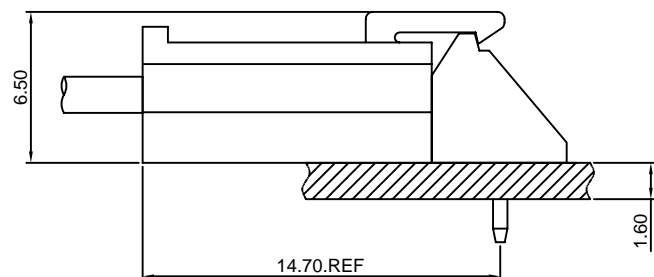
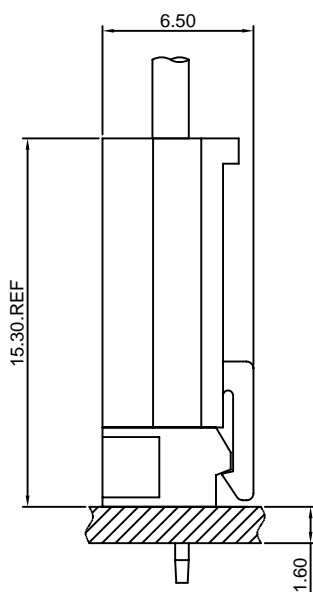
Specifications

Current rating:3A AC,DC
Voltage rating:250V AC,DC
Temperature range:-40°C~+105°C
Contact resistance:15mΩMax.
Insulation resistance:1000MΩMin.
Withstanding voltage:1000V AC/minute
Compliant with RoHS and REACH
Meet the HF/Halogen Free,need to customize
Contact CJT for details

Standards



Assembly layout

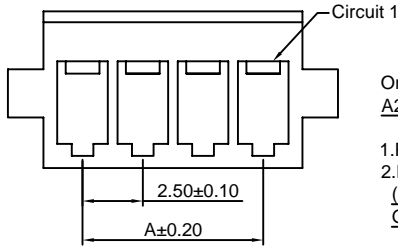


A2504H-XP

2.50mm pitch Housing

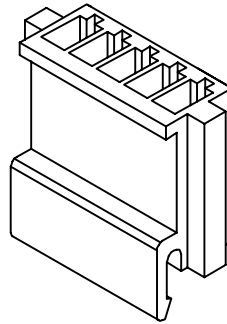
Reference Informations:

- *Material:Nylon 66,UL94V-0
- *Suitable CJT C2521F-T series Terminal
- *Mates with CJT A2504WV,WR,WRA-XP series Wafer
- *Color:White



Ordering Information:

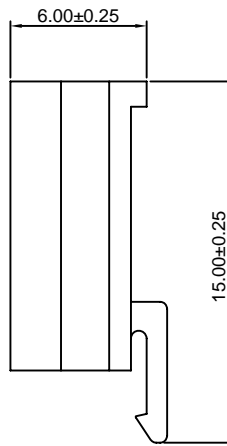
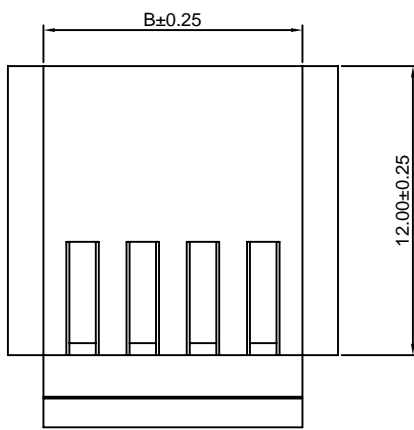
- A2504H-XP - ***
 1 2
- 1.Part No.
 - 2.Material:
 (Blank):Nylon 66,UL94V-0
 GWT :Nylon 66,UL94V-0 GWT 750 °C



Ordering Information & Dimensions

PART NO.	Dimensions	
	A	B
2P	2.50	5.70
3P	5.00	8.20
4P	7.50	10.70
5P	10.00	13.20
6P	12.50	15.70
7P	15.00	18.20
8P	17.50	20.70
9P	20.00	23.20
10P	22.50	25.70
11P	25.00	28.20
12P	27.50	30.70
13P	30.00	33.20
14P	32.50	35.70
15P	35.00	38.20
16P	37.50	40.70
17P	40.00	43.20
18P	42.50	45.70
19P	45.00	48.20
20P	47.50	50.70
21P	50.00	53.20
22P	52.50	55.70
23P	55.00	58.20
24P	57.50	60.70
25P	60.00	63.20

Unit: mm

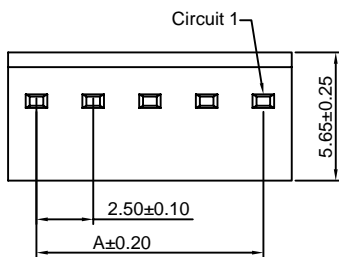


A2504WV-XP

2.50mm pitch 180° Wafer

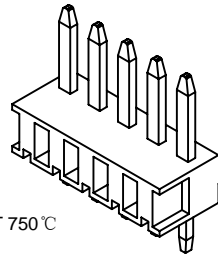
Reference Informations:

- *Material:Pin:Brass/Tin over Nickel
 Insulator:Nylon 66,UL94V-0
- *Mates with CJT A2504H-XP series Housing
- *Color:White



Ordering Information:

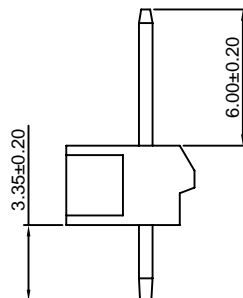
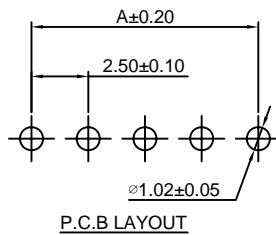
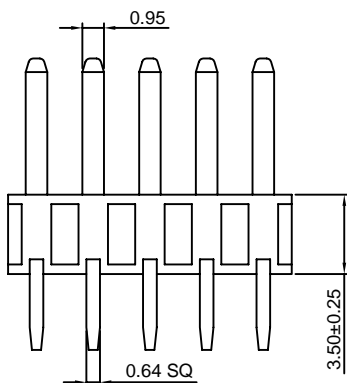
- A2504WV-XP - ***
 1 2
- 1.Part No.
 - 2.Material:
 (Blank):Nylon 66,UL94V-0
 GWT :Nylon 66,UL94V-0 GWT 750 °C



Ordering Information & Dimensions

PART NO.	Dimensions
	A
2P	2.50
3P	5.00
4P	7.50
5P	10.00
6P	12.50
7P	15.00
8P	17.50
9P	20.00
10P	22.50
11P	25.00
12P	27.50
13P	30.00
14P	32.50
15P	35.00
16P	37.50
17P	40.00
18P	42.50
19P	45.00
20P	47.50
21P	50.00
22P	52.50
23P	55.00
24P	57.50
25P	60.00

Unit: mm



A2504WR-XP

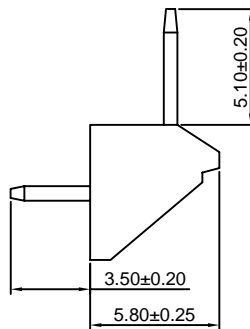
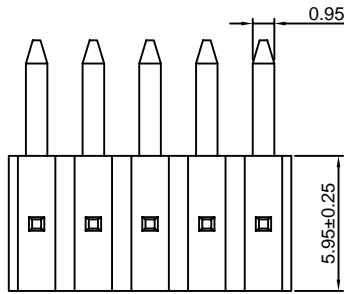
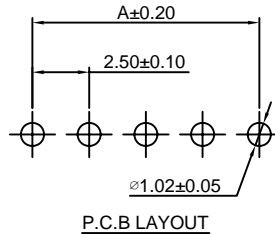
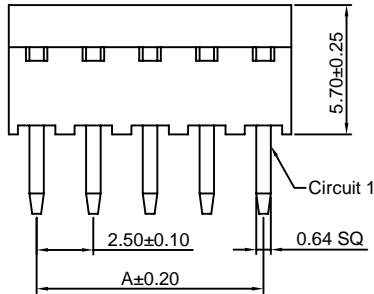
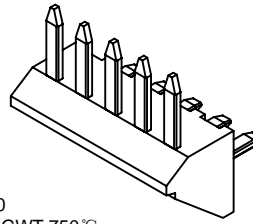
2.00mm pitch 90° Wafer

Reference Informations:

- *Material:Pin:Brass/Tin over Nickel
Insulator:Nylon 66,UL94V-0
- *Mates with CJT A2504H-XP series Housing
- *Color:White

Ordering Information:
A2504WR-XP - ***
1 2

- 1.Part No.
- 2.Material:
(Blank):Nylon 66,UL94V-0
GWT :Nylon 66,UL94V-0 GWT 750 °C



Ordering Information & Dimensions

PART NO.	Dimensions	
	A	
2P	2.50	
3P	5.00	
4P	7.50	
5P	10.00	
6P	12.50	
7P	15.00	
8P	17.50	
9P	20.00	
10P	22.50	
11P	25.00	
12P	27.50	
13P	30.00	
14P	32.50	
15P	35.00	
16P	37.50	
17P	40.00	
18P	42.50	
19P	45.00	
20P	47.50	
21P	50.00	
22P	52.50	
23P	55.00	
24P	57.50	
25P	60.00	

Unit: mm

A2504WRA-XP

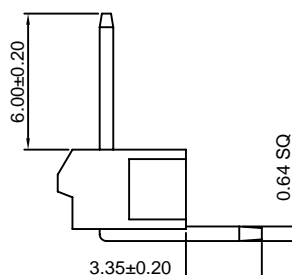
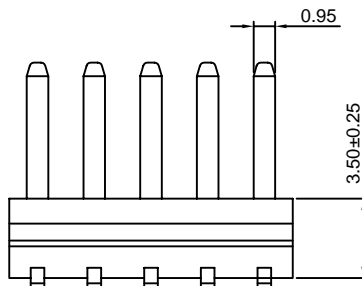
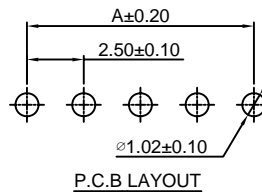
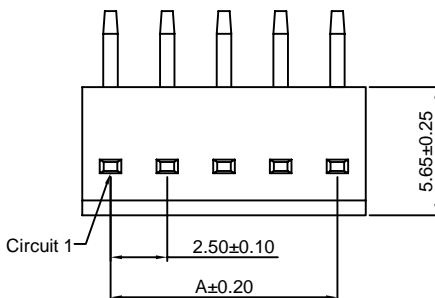
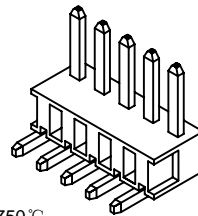
2.50mm pitch 90° Wafer

Reference Informations:

- *Material:Pin:Brass/Tin over Nickel
Insulator:Nylon 66,UL94V-0
- *Mates with CJT A2504H-XP series Housing
- *Color:White

Ordering Information:
A2504WRA-XP - ***
1 2

- 1.Part No.
- 2.Material:
(Blank):Nylon 66,UL94V-0
GWT :Nylon 66,UL94V-0 GWT 750 °C



Ordering Information & Dimensions

PART NO.	Dimensions	
	A	
2P	2.50	
3P	5.00	
4P	7.50	
5P	10.00	
6P	12.50	
7P	15.00	
8P	17.50	
9P	20.00	
10P	22.50	
11P	25.00	
12P	27.50	
13P	30.00	
14P	32.50	
15P	35.00	
16P	37.50	
17P	40.00	
18P	42.50	
19P	45.00	
20P	47.50	
21P	50.00	
22P	52.50	
23P	55.00	
24P	57.50	
25P	60.00	

Unit: mm

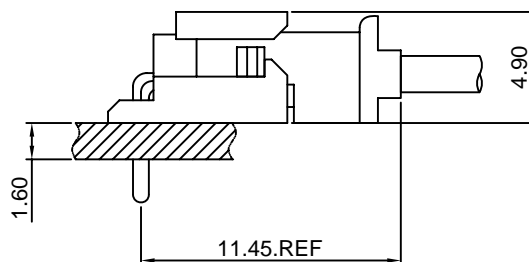
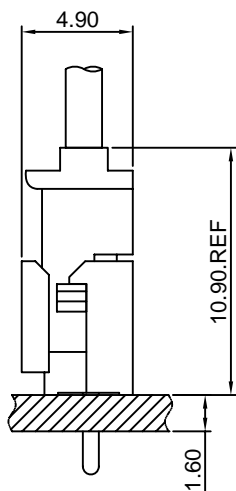
Specifications

Current rating:3A AC,DC
Voltage rating:250V AC,DC
Temperature range:-40°C~+105°C
Contact resistance:20mΩMax.
Insulation resistance:1000MΩMin.
Withstanding voltage:1000V AC/minute
Compliant with RoHS and REACH
Meet the HF/Halogen Free,need to customize
Contact CJT for details

Standards



Assembly layout

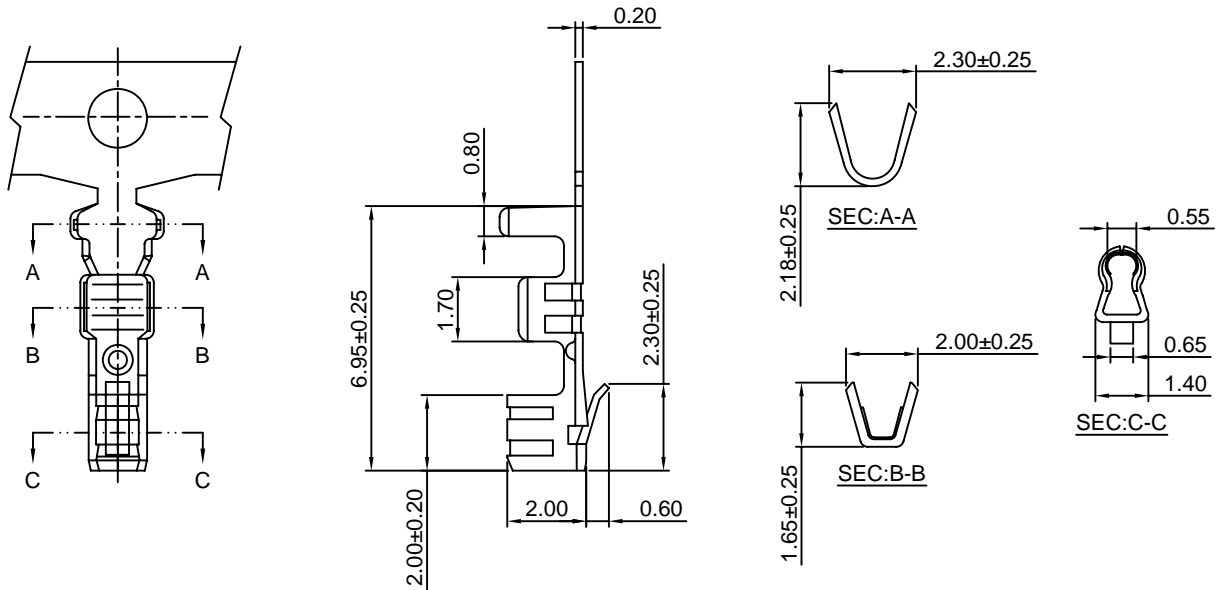


A2505-T

2.50mm pitch Crimp Terminal

Reference Informations:

*Used in CJT A2505H-XP series Housing



Ordering information & Specifications:

Unit:mm

Part NO.	Wire Range	Insulation O.D.	Material	Finish	Qty/reel
A2505-TP	AWG#22-#28	1.90mm(max)	Phosphor Bronze	Tin over Nickel	10,000 PCS
A2505-GP	AWG#22-#28	1.90mm(max)	Phosphor Bronze	Gold over Nickel	10,000 PCS

Optional Gold plating available but MOQ requested

A2505H-XP

2.50mm pitch Housing

Reference Informations:

*Material:Nylon 66,UL94V-0

*Suitable CJT A2505-T series Terminal

*Mates with CJT A2505WV,WR,WVT-XP series Wafer

*Color:Beige

Ordering Information:

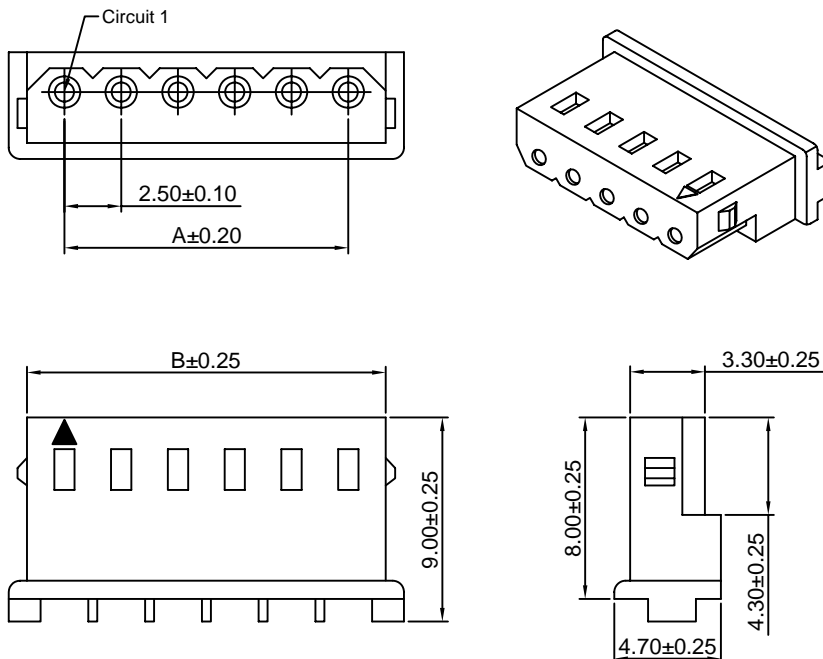
A2505H-XP - ***
1 2

1.Part No.

2.Material:

(Blank):Nylon 66,UL94V-0

GWT :Nylon 66,UL94V-0 GWT 750℃



Ordering Information & Dimensions:

PART NO.	Dimensions	
	A	B
2P	2.50	5.80
3P	5.00	8.30
4P	7.50	10.80
5P	10.00	13.30
6P	12.50	15.80
7P	15.00	18.30
8P	17.50	20.80
9P	20.00	23.30
10P	22.50	25.80
11P	25.00	28.30
12P	27.50	30.80
13P	30.00	33.30
14P	32.50	35.80
15P	35.00	38.30
16P	37.50	40.80
17P	40.00	43.30
18P	42.50	45.80
19P	45.00	48.30
20P	47.50	50.80

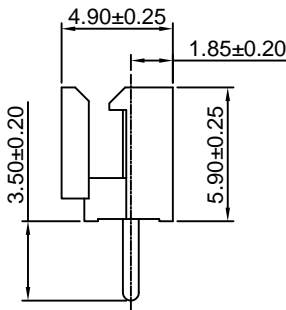
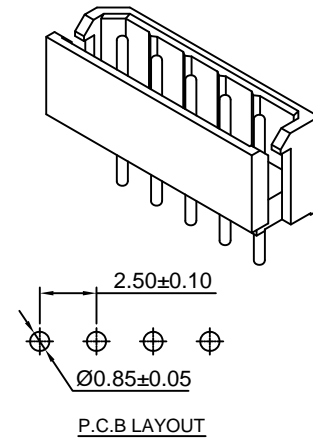
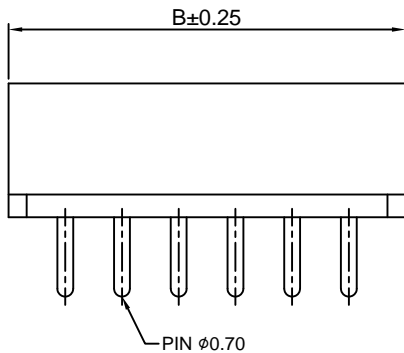
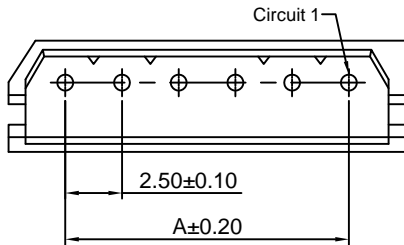
Unit: mm

A2505WV-XP

2.50mm pitch 180° Wafer

Reference Informations:

- *Material:Pin:Brass/Tin over Nickel
Insulator:Nylon 66,UL94V-0
- *Mates with CJT A2505H-XP series Housing
- *Color:Beige



Ordering Information:

A2505WV-XP - *** - **
1 2 3

- Part No.
- Material:
(Blank):Nylon 66,UL94V-0
46:Nylon 46,UL94V-0
LCP:Nylon LCP,UL94V-0
GWT:Nylon 66,UL94V-0,GWT 750°C
- Finish:
(blank):Tin over Nickel
G:Gold over Nickel

Ordering Information & Dimensions:

PART NO.	Dimensions	
	A	B
2P	2.50	7.50
3P	5.00	10.00
4P	7.50	12.50
5P	10.00	15.00
6P	12.50	17.50
7P	15.00	20.00
8P	17.50	22.50
9P	20.00	25.00
10P	22.50	27.50
11P	25.00	30.00
12P	27.50	32.50
13P	30.00	35.00
14P	32.50	37.50
15P	35.00	40.00
16P	37.50	42.50
17P	40.00	45.00
18P	42.50	47.50
19P	45.00	50.00
20P	47.50	52.50

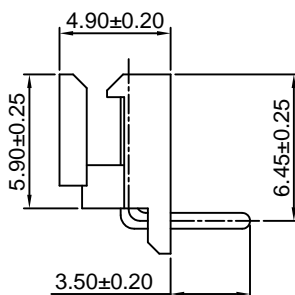
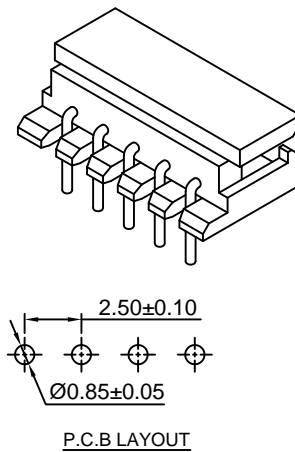
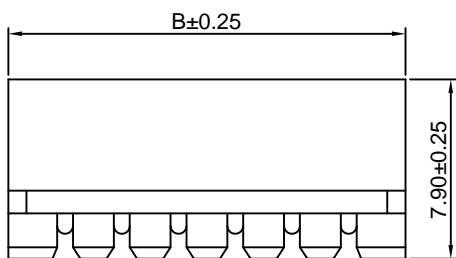
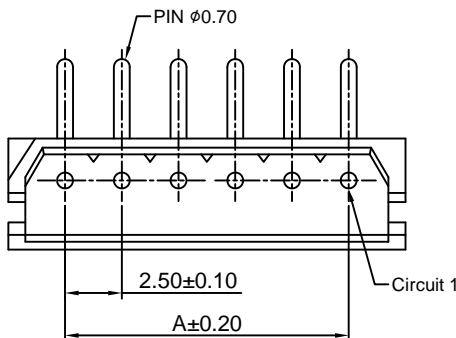
Unit: mm

A2505WR-XP

2.50mm pitch 90° Wafer

Reference Informations:

- *Material:Pin:Brass/Tin over Nickel
Insulator:Nylon 66,UL94V-0
- *Mates with CJT A2505H-XP series Housing
- *Color:Beige



Ordering Information:

A2505WR-XP - *** - **
1 2 3

- Part No.
- Material:
(Blank):Nylon 66,UL94V-0
46:Nylon 46,UL94V-0
LCP:Nylon LCP,UL94V-0
GWT:Nylon 66,UL94V-0,GWT 750°C
- Finish:
(blank):Tin over Nickel
G:Gold over Nickel

Ordering Information & Dimensions:

PART NO.	Dimensions	
	A	B
2P	2.50	7.50
3P	5.00	10.00
4P	7.50	12.50
5P	10.00	15.00
6P	12.50	17.50
7P	15.00	20.00
8P	17.50	22.50
9P	20.00	25.00
10P	22.50	27.50
11P	25.00	30.00
12P	27.50	32.50
13P	30.00	35.00
14P	32.50	37.50
15P	35.00	40.00
16P	37.50	42.50
17P	40.00	45.00
18P	42.50	47.50
19P	45.00	50.00
20P	47.50	52.50

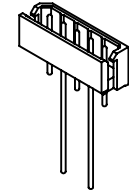
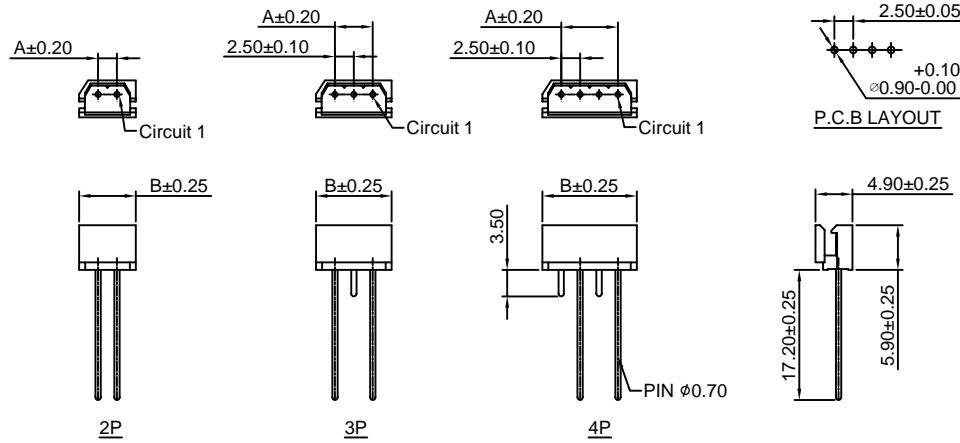
Unit: mm

A2505WVT-XP

2.50mm pitch 180° Wafer

Reference Informations:

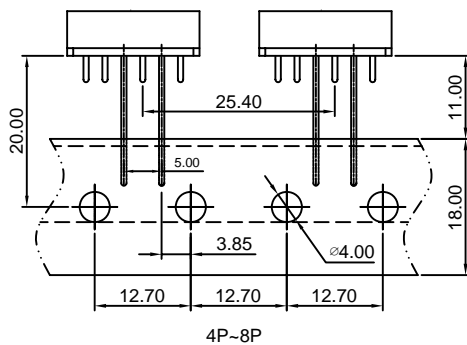
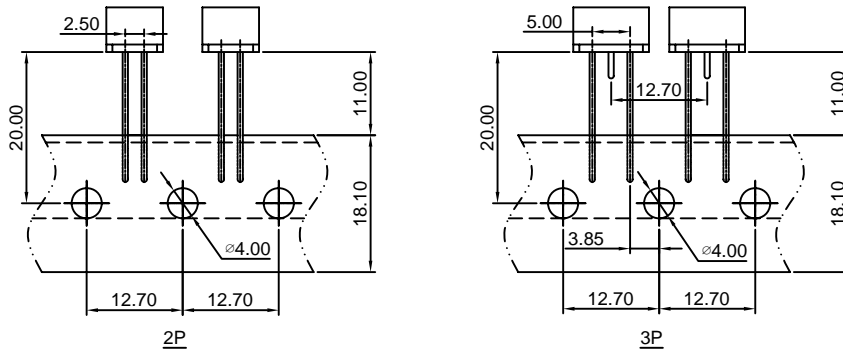
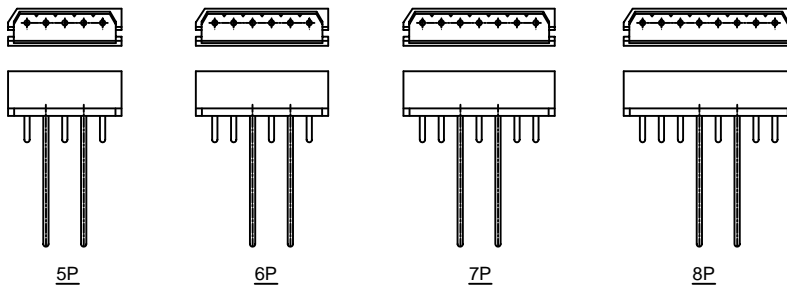
- *Material: Pin: Brass/Tin over Nickel
Insulator: Nylon 66, UL94V-0
- *Mates with CJT A2505H-XP series Housing
- *Color: Beige



Ordering Information:

A2505WVT-XP - *** - **
1 2 3

1. Part No.
2. Material:
(Blank): Nylon 66, UL94V-0
GWT: Nylon 66, UL94V-0, GWT 750 °C
3. Finish:
(blank): Tin over Nickel
G: Gold over Nickel



Ordering Information & Dimensions:

PART NO.	Dimensions	
	A	B
2P	2.50	7.50
3P	5.00	10.00
4P	7.50	12.50
5P	10.00	15.00
6P	12.50	17.50
7P	15.00	20.00
8P	17.50	22.50

Unit: mm

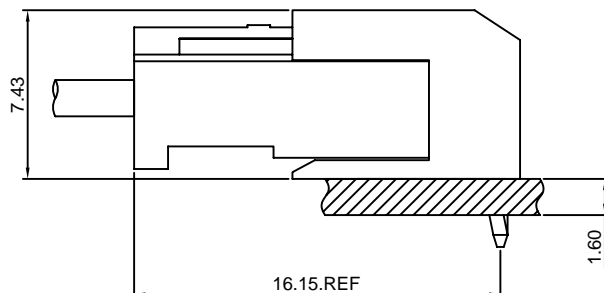
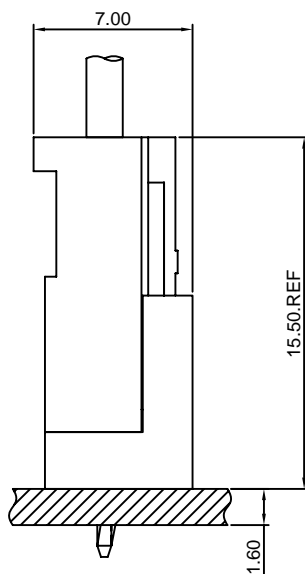
Specifications

Current rating:3A AC,DC
Voltage rating:250V AC,DC
Temperature range:-40°C~+105°C
Contact resistance:20mΩMax.
Insulation resistance:1000MΩMin.
Withstanding voltage:1000V AC/minute
Compliant with RoHS and REACH
Meet the HF/Halogen Free,need to customize
Contact CJT for details

Standards



Assembly layout

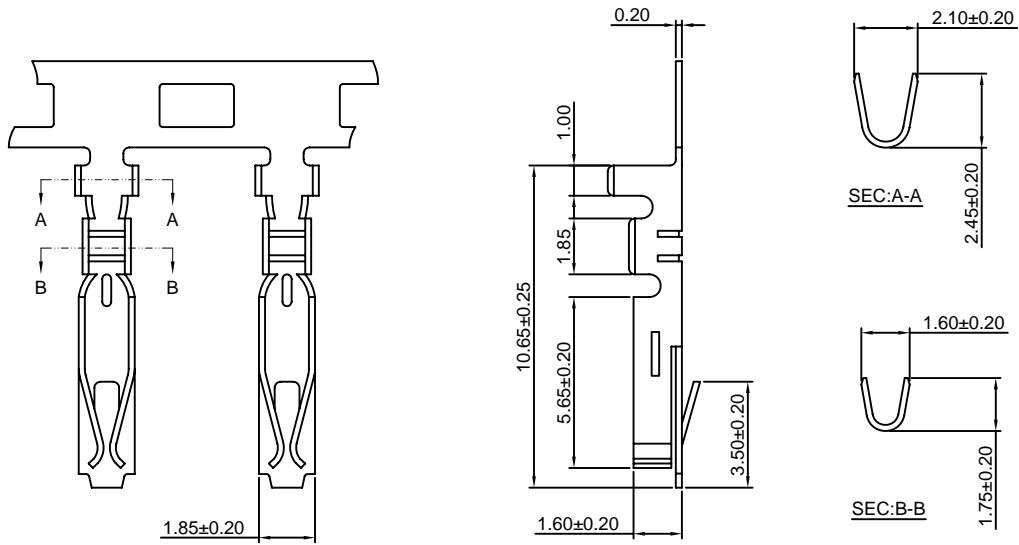


A2506-T

2.50mm pitch Crimp Terminal

Reference Informations:

*Used in CJT A2506H-XP series Housing



Ordering information & Specifications:

Unit:mm

Part NO.	Wire Range	Insulation O.D.	Material	Finish	Qty/reel
A2506-TP	AWG#22-#28	1.70mm(max)	Phosphor Bronze	Tin over Nickel	10,000 PCS
A2506-GP	AWG#22-#28	1.70mm(max)	Phosphor Bronze	Gold over Nickel	10,000 PCS

Optional Gold plating available but MOQ requested

A2506H-XP

2.50mm pitch Housing

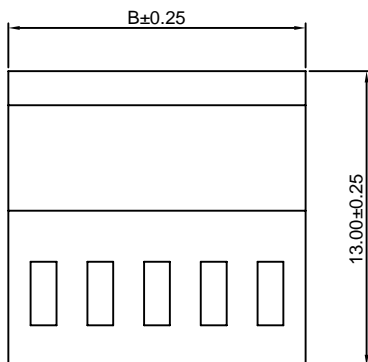
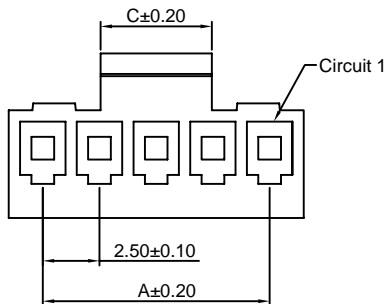
Reference Informations:

*Material:Nylon 66,UL94V-0

*Suitable CJT A2506-T series Terminal

*Mates with CJT A2506WV,WR,WRA-XP series Wafer

*Color:Pink



Ordering Information:

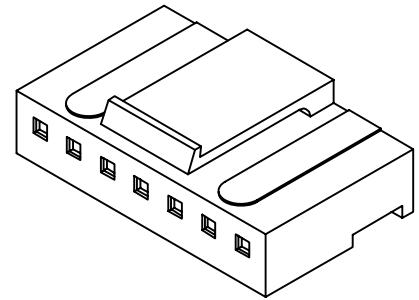
A2506H-XP - ***
1 / 2

1.Part No.

2.Material:

(Blank):Nylon 66,UL94V-0

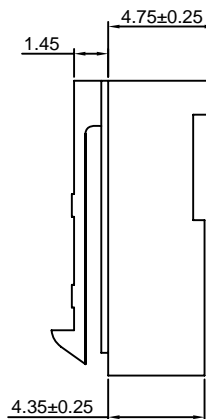
GWT :Nylon 66,UL94V-0 GWT 750 °C



Ordering Information & Dimensions:

PART NO.	Dimensions		
	A	B	C
2P	2.50	5.50	2.00
3P	5.00	8.00	3.00
4P	7.50	10.50	4.00
5P	10.00	13.00	5.00
6P	12.50	15.50	6.00
7P	15.00	18.00	8.00
8P	17.50	20.50	10.00
9P	20.00	23.00	10.00
10P	22.50	25.50	10.00
11P	25.00	28.00	11.00
12P	27.50	30.50	11.00
13P	30.00	33.00	13.00
14P	32.50	35.50	13.00
15P	35.00	38.00	13.00

Unit: mm



A2506WV-XP

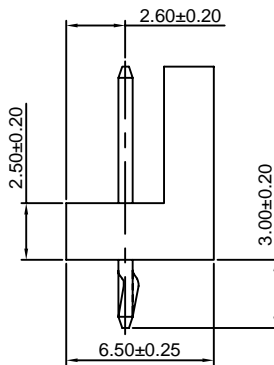
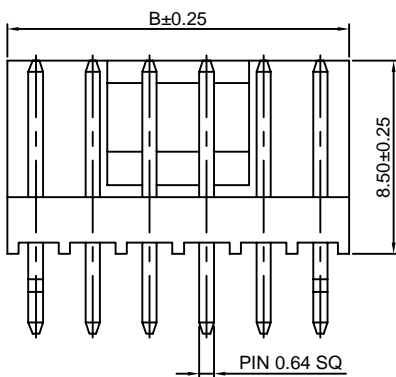
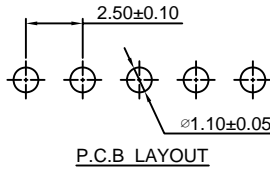
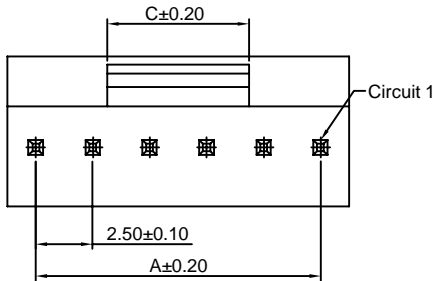
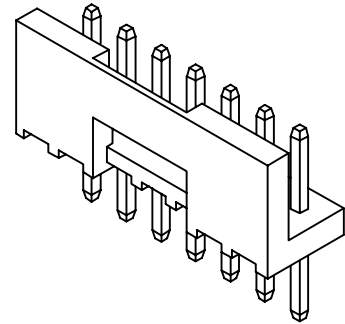
2.50mm pitch 180° Wafer

Reference Informations:

- *Material:Pin:Brass/Tin over Nickel
Insulator:PBT,UL94V-0
- *Mates with CJT A2506H-XP series Housing
- *Color:Pink

Ordering Information:

- A2506WV-XP - ***
1 2
- 1.Part No.
- 2.Material:
(Blank):PBT,UL94V-0
GWT :PBT,UL94V-0 GWT 750°C



Ordering Information & Dimensions:

PART NO.	Dimensions		
	A	B	C
2P	2.50	5.50	2.20
3P	5.00	8.00	3.20
4P	7.50	10.50	5.20
5P	10.00	13.00	5.20
6P	12.50	15.50	6.20
7P	15.00	18.00	8.20
8P	17.50	20.50	10.20
9P	20.00	23.00	10.20
10P	22.50	25.50	10.20
11P	25.00	28.00	11.20
12P	27.50	30.50	11.20
13P	30.00	33.00	13.20
14P	32.50	35.50	13.20
15P	35.00	38.00	13.20

Unit: mm

A2506WR-XP

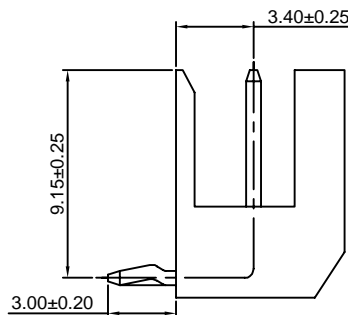
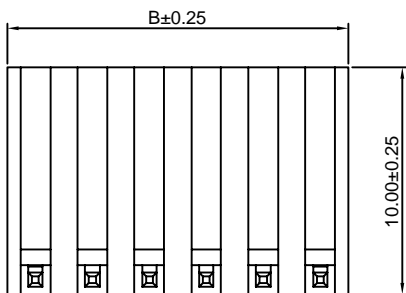
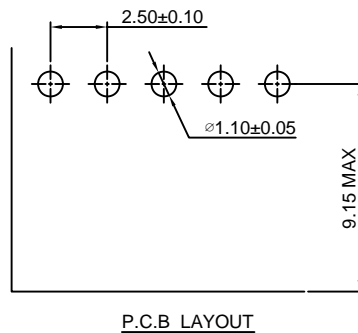
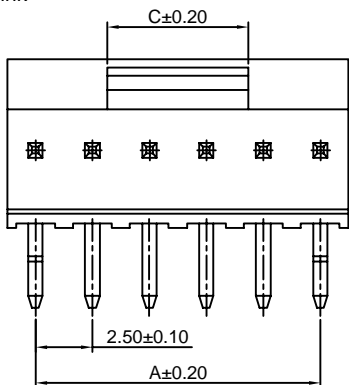
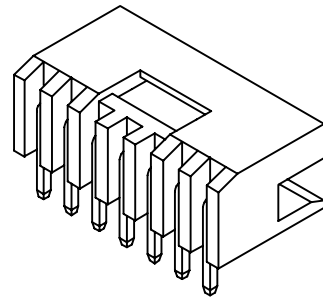
2.50mm pitch 90° Wafer

Reference Informations:

- *Material:Pin:Brass/Tin over Nickel
Insulator:PBT,UL94V-0
- *Mates with CJT A2506H-XP series Housing
- *Color:Pink

Ordering Information:

- A2506WR-XP - ***
1 2
- 1.Part No.
- 2.Material:
(Blank):PBT,UL94V-0
GWT :PBT,UL94V-0 GWT 750°C



Ordering Information & Dimensions:

PART NO.	Dimensions		
	A	B	C
2P	2.50	5.50	2.20
3P	5.00	8.00	3.20
4P	7.50	10.50	5.20
5P	10.00	13.00	5.20
6P	12.50	15.50	6.20
7P	15.00	18.00	8.20
8P	17.50	20.50	10.20
9P	20.00	23.00	10.20
10P	22.50	25.50	10.20
11P	25.00	28.00	11.20
12P	27.50	30.50	11.20
13P	30.00	33.00	13.20
14P	32.50	35.50	13.20
15P	35.00	38.00	13.20

Unit: mm

A2506WRA-XP

2.50mm pitch 90° Wafer

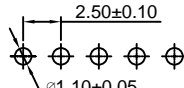
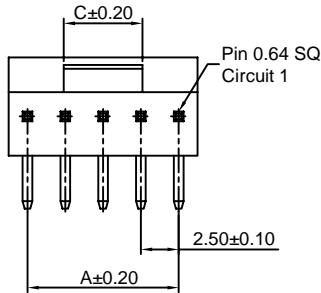
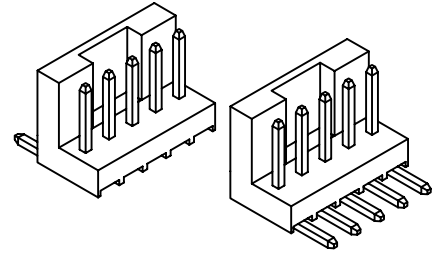
Reference Informations:

- *Material: Pin: Brass/Tin over Nickel
Insulator: Nylon 66, UL94V-0
- *Mates with CJT A2506H-XP series Housing
- *Color: Pink

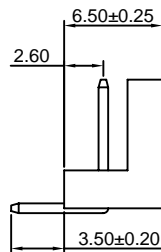
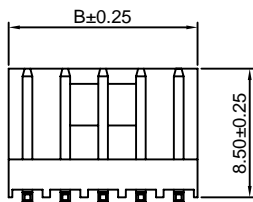
Ordering Information:

A2506WRA-XP - * - ***
1 2 3

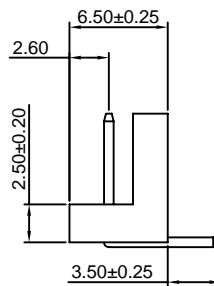
1. Part No.
(blank)-Type 1
2-Type 2
2. Style:
3. Material:
(Blank): Nylon 66, UL94V-0
GWT : Nylon 66, UL94V-0 GWT 750 °C



P.C.B LAYOUT



Type 1



Type 2

Ordering Information & Dimensions:

PART NO.	Dimensions		
	A	B	C
2P	2.50	5.50	2.20
3P	5.00	8.00	3.20
4P	7.50	10.50	5.20
5P	10.00	13.00	5.20
6P	12.50	15.50	6.20
7P	15.00	18.00	8.20
8P	17.50	20.50	10.20
9P	20.00	23.00	10.20
10P	22.50	25.50	10.20
11P	25.00	28.00	11.20
12P	27.50	30.50	11.20
13P	30.00	33.00	13.20
14P	32.50	35.50	13.20
15P	35.00	38.00	13.20

Unit: mm

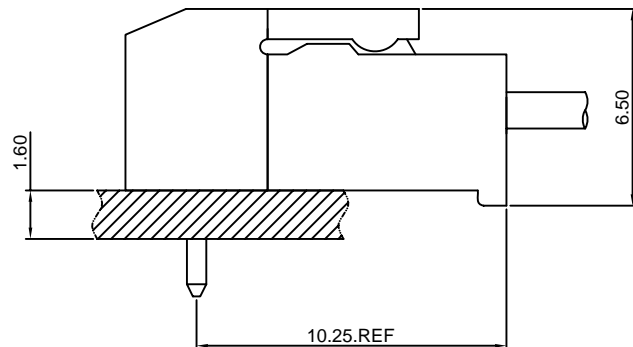
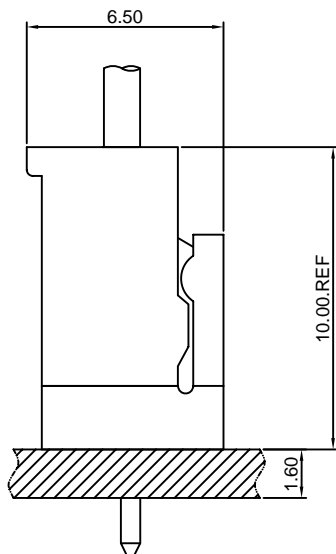
Specifications

- Current rating:3A AC,DC
- Voltage rating:250V AC,DC
- Temperature range:-40°C~+105°C
- Contact resistance:20mΩMax.
- Insulation resistance:1000MΩMin.
- Withstanding voltage:1500V AC/minute
- *Compliant with RoHS and REACH*
- *Meet the HF/Halogen Free,need to customize*
- *Contact CJT for details*

Standards



Assembly layout

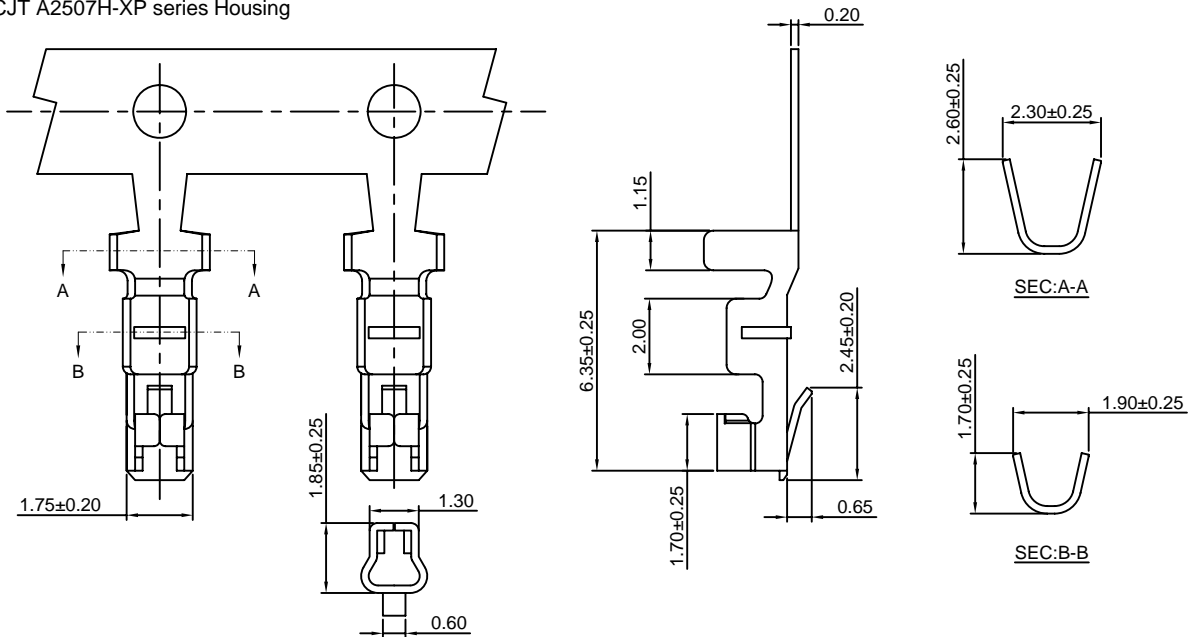


A2507-T

2.50mm pitch Crimp Terminal

Reference Informations:

*Used in CJT A2507H-XP series Housing



Ordering information & Specifications:

Unit:mm

Part NO.	Wire Range	Insulation O.D.	Material	Finish	Qty/reel
A2507-TP	AWG#22-#28	1.90mm(max)	Phosphor Bronze	Tin over Nickel	10,000 PCS
A2507-GP	AWG#22-#28	1.90mm(max)	Phosphor Bronze	Gold over Nickel	10,000 PCS

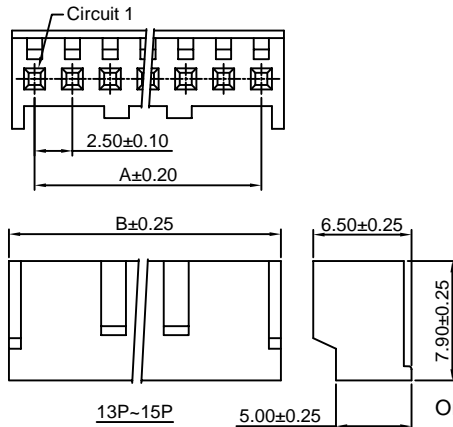
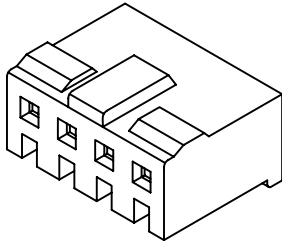
Optional Gold plating available but MOQ requested

A2507H-XP

2.50mm pitch Housing

Reference Informations:

- *Material:Nylon 66,UL94V-0
- *Suitable CJT A2507-T series Terminal
- *Mates with CJT A2507WV,WR,WR-S-XP series Wafer and A2507HM-2P Housing
- *Color:Brown



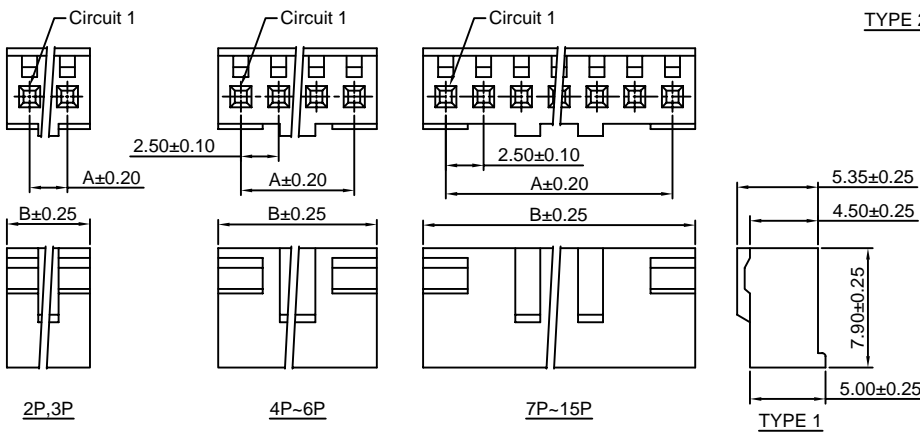
Ordering Information:

- A2507H-XP - * - ***
 1 2 3
- 1.Part No.
 - 2.Style:
(blank)-Type 1
2-Type 2
 - 3.Material:
(Blank):Nylon 66,UL94V-0
GWT:Nylon 66,UL94V-0 GWT 750 °C

Ordering Information & Dimensions:

PART NO.	Dimensions	
	A	B
2P	2.50	5.50
3P	5.00	8.00
4P	7.50	10.50
5P	10.00	13.00
6P	12.50	15.50
7P	15.00	18.00
8P	17.50	20.50
9P	20.00	23.00
10P	22.50	25.50
11P	25.00	28.00
12P	27.50	30.50
13P	30.00	33.00
14P	32.50	35.50
15P	35.00	38.00

Unit: mm



A2507HM-2P

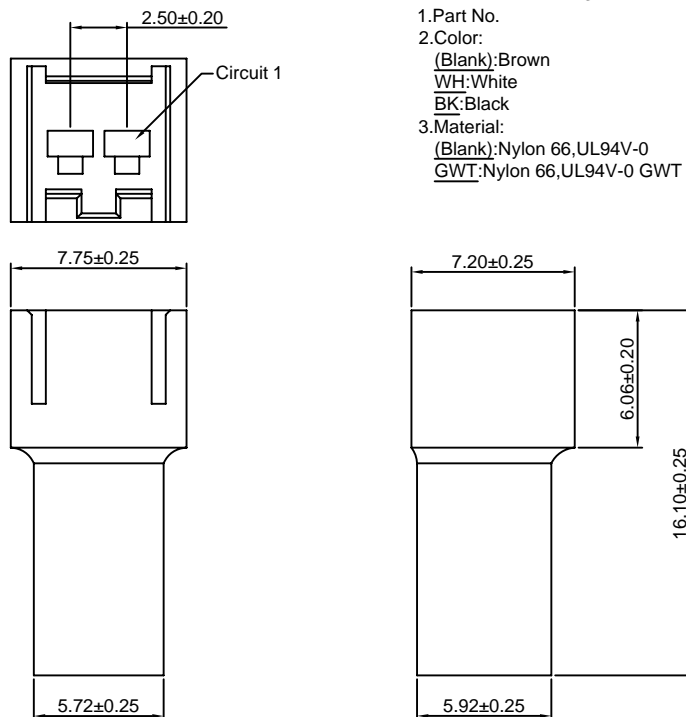
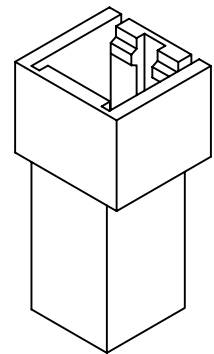
2.50mm pitch Housing

Reference Informations:

- *Material:Nylon 66,UL94V-0
- *Suitable CJT A2501M-T series Terminal
- *Mates with CJT A2507H-2P Housing
- *Color:Brown

Ordering Information:

- A2507HM-2P - ** - ***
 1 2 3
- 1.Part No.
 - 2.Color:
(Blank):Brown
WH:White
BK:Black
 - 3.Material:
(Blank):Nylon 66,UL94V-0
GWT:Nylon 66,UL94V-0 GWT 750 °C



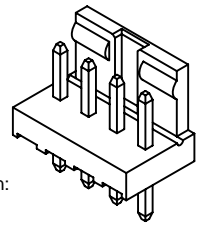
Unit: mm

A2507WV-XP

2.50mm pitch 180° Wafer

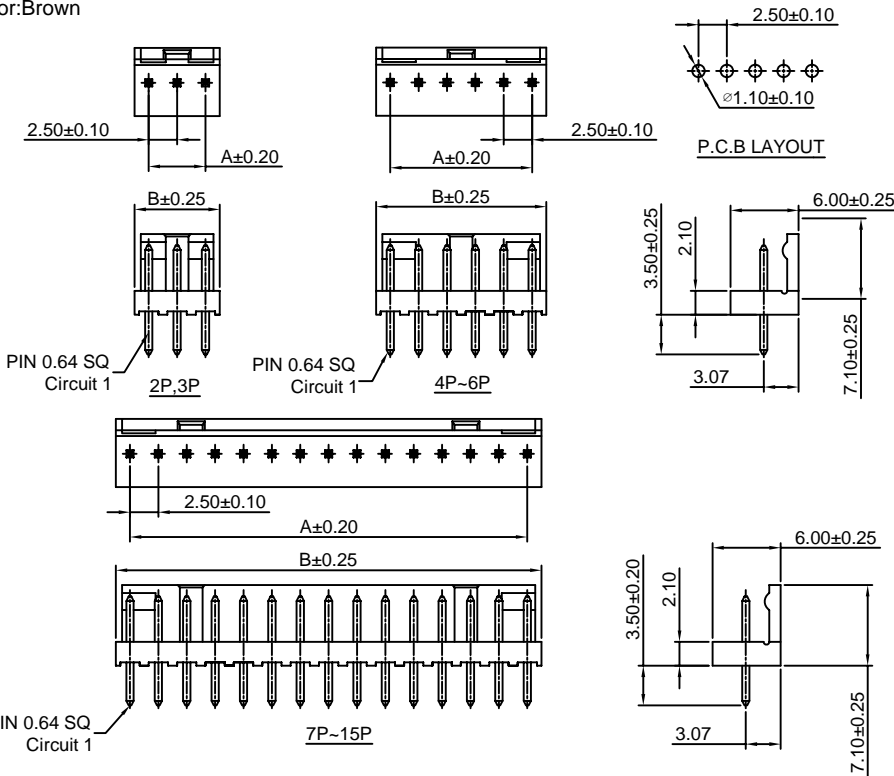
Reference Informations:

- *Material:Pin:Brass/Tin over Nickel
Insulator:Nylon 66,UL94V-0
- *Mates with CJT A2507H-XP series Housing
- *Color:Brown



Ordering Information:
A2507WV-XP - ***
1 2

- 1.Part No.
- 2.Material:
(Blank):Nylon 66,UL94V-0
GWT :Nylon 66,UL94V-0 GWT 750 °C



Ordering Information & Dimensions:

PART NO.	Dimensions	
	A	B
2P	2.50	5.00
3P	5.00	7.50
4P	7.50	10.00
5P	10.00	12.50
6P	12.50	15.00
7P	15.00	17.50
8P	17.50	20.00
9P	20.00	22.50
10P	22.50	25.00
11P	25.00	27.50
12P	27.50	30.00
13P	30.00	32.50
14P	32.50	35.00
15P	35.00	37.50

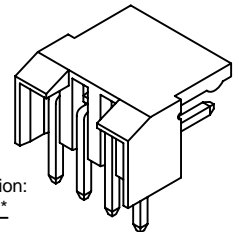
Unit: mm

A2507WR-XP

2.00mm pitch 90° Wafer

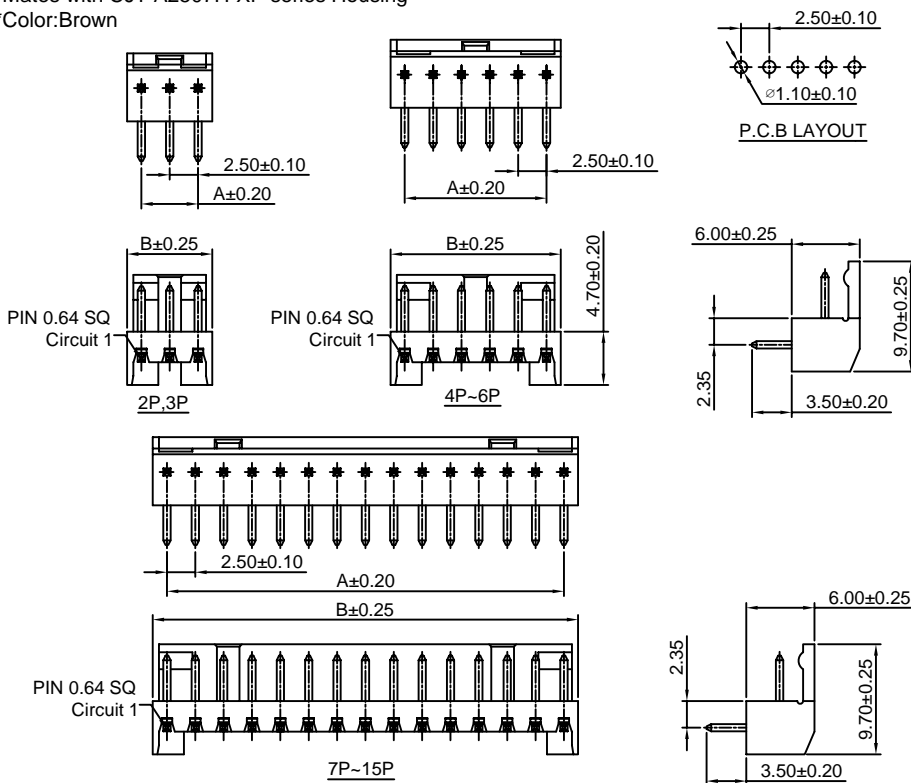
Reference Informations:

- *Material:Pin:Brass/Tin over Nickel
Insulator:Nylon 66,UL94V-0
- *Mates with CJT A2507H-XP series Housing
- *Color:Brown



Ordering Information:
A2507WR-XP - ***
1 2

- 1.Part No.
- 2.Material:
(Blank):Nylon 66,UL94V-0
GWT :Nylon 66,UL94V-0 GWT 750 °C



Ordering Information & Dimensions:

PART NO.	Dimensions	
	A	B
2P	2.50	5.00
3P	5.00	7.50
4P	7.50	10.00
5P	10.00	12.50
6P	12.50	15.00
7P	15.00	17.50
8P	17.50	20.00
9P	20.00	22.50
10P	22.50	25.00
11P	25.00	27.50
12P	27.50	30.00
13P	30.00	32.50
14P	32.50	35.00
15P	35.00	37.50

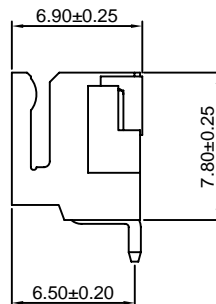
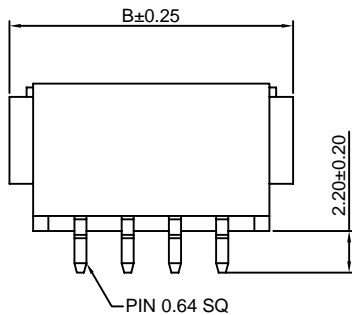
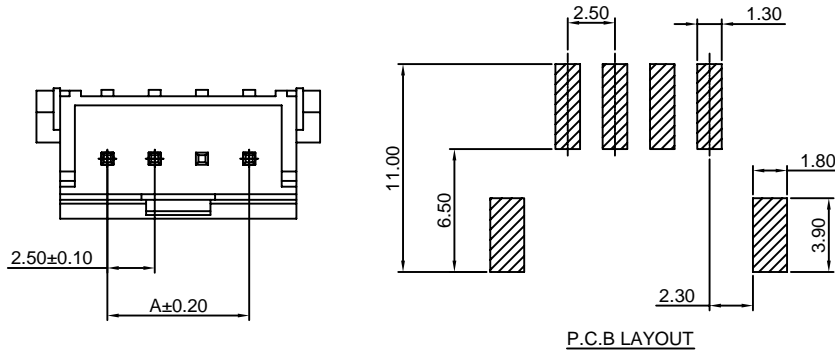
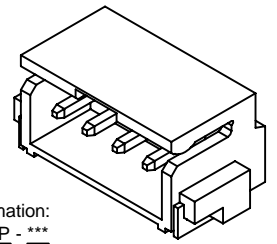
Unit: mm

A2507WR-S-XP

2.50mm pitch 90° Wafer - SMT TYPE

Reference Informations:

- *Material:Pin:Brass/Tin over Nickel
Insulator:Nylon 6T,UL94V-0
- *Mates with CJT A2507H-XP series Housing
- *Color:Ivory



Ordering Information:
A2507WR-S-XP - ***

1. Part No.
2. Material:
(Blank): Nylon 6T, UL94V-0
GWT : Nylon 6T, UL94V-0 GWT 750°C

Ordering Information & Dimensions:

PART NO.	Dimensions	
	A	B
2P	2.50	5.00
3P	5.00	7.50
4P	7.50	10.00
5P	10.00	12.50
6P	12.50	15.00
7P	15.00	17.50
8P	17.50	20.00
9P	20.00	22.50
10P	22.50	25.00
11P	25.00	27.50
12P	27.50	30.00
13P	30.00	32.50
14P	32.50	35.00
15P	35.00	37.50

Unit: mm

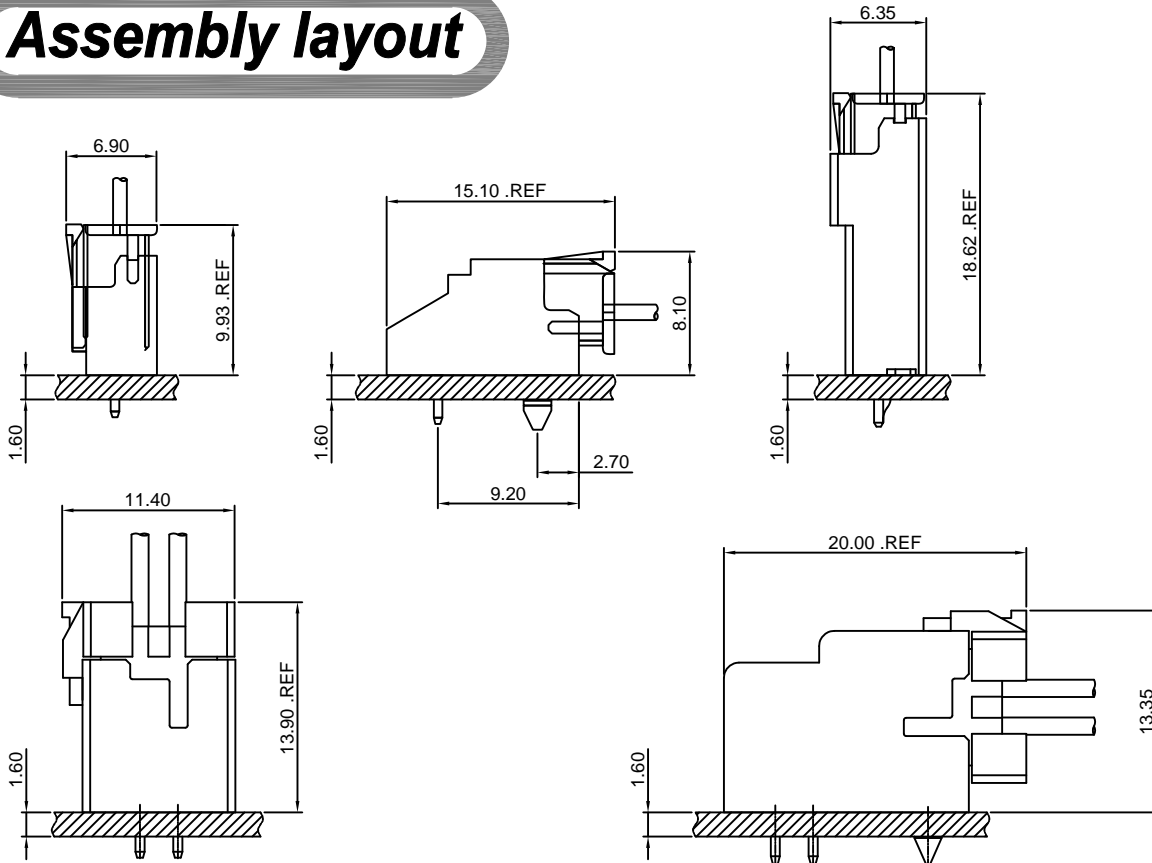
Specifications

- Current rating:3A AC,DC
- Voltage rating:250V AC,DC
- Temperature range:-40°C~+105°C
- Contact resistance:10mΩMax.
- Insulation resistance:1000MΩMin.
- Withstanding voltage:1000V AC/minute
- *Compliant with RoHS and REACH*
- *Meet the HF/Halogen Free,need to customize*
- *Contact CJT for details*

Standards



Assembly layout

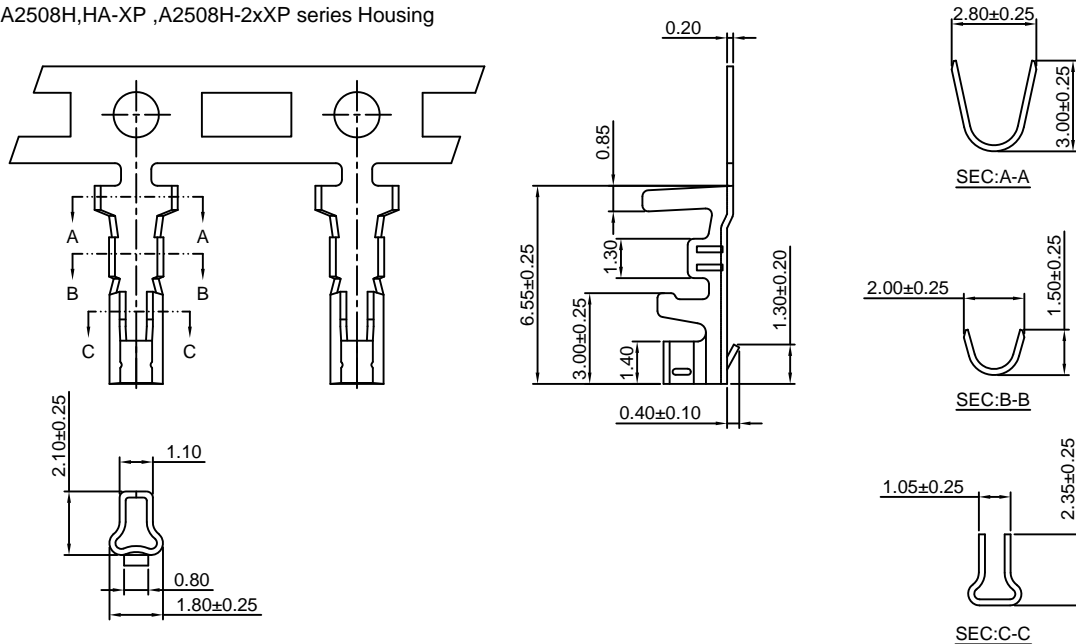


A2508-T

2.50mm Pitch Crimp Terminal

Reference Informations:

*Used in CJT A2508H,HA-XP ,A2508H-2xXP series Housing



Ordering information & Specifications:

Unit:mm

Part NO	Wire Range	Insulation O.D.	Material	Finish	Qty/reel
A2508-TP	AWG#22-#26	1.90mm(max)	Phosphor Bronze	Tin over Nickel	10,000 PCS
A2508-GP	AWG#22-#26	1.90mm(max)	Phosphor Bronze	Gold over Nickel	10,000 PCS

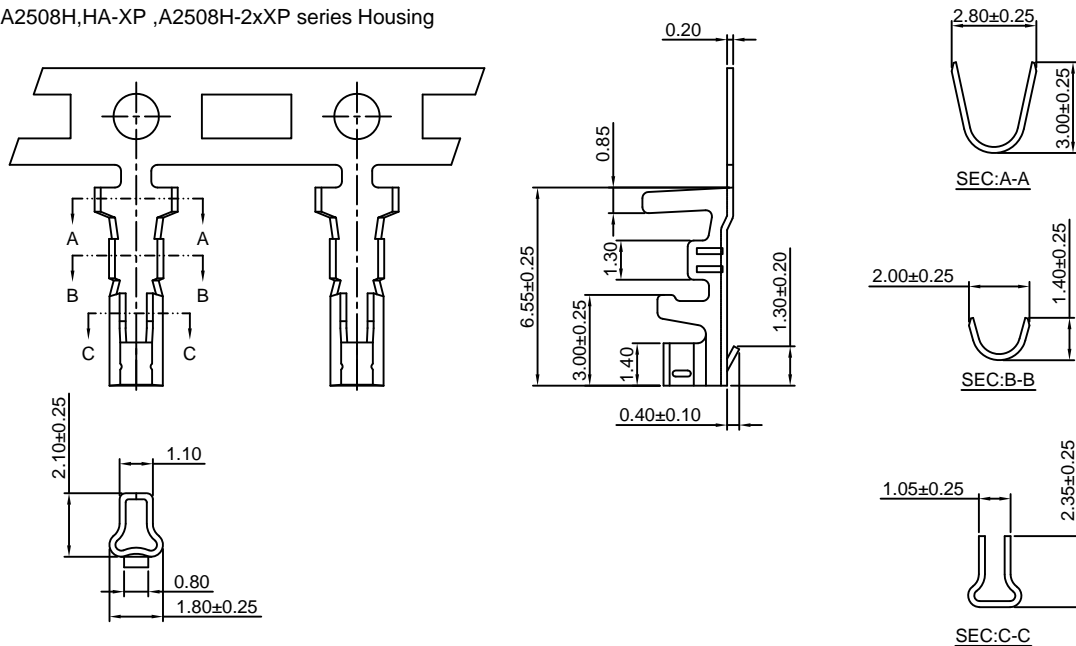
Optional Gold plating available but MOQ requested

A2508-T-L

2.50mm Pitch Crimp Terminal

Reference Informations:

*Used in CJT A2508H,HA-XP ,A2508H-2xXP series Housing



Ordering information & Specifications:

Unit:mm

Part NO	Wire Range	Insulation O.D.	Material	Finish	Qty/reel
A2508-TP-L	AWG#22-#28	1.90mm(max)	Phosphor Bronze	Tin over Nickel	10,000 PCS
A2508-GP-L	AWG#22-#28	1.90mm(max)	Phosphor Bronze	Gold over Nickel	10,000 PCS

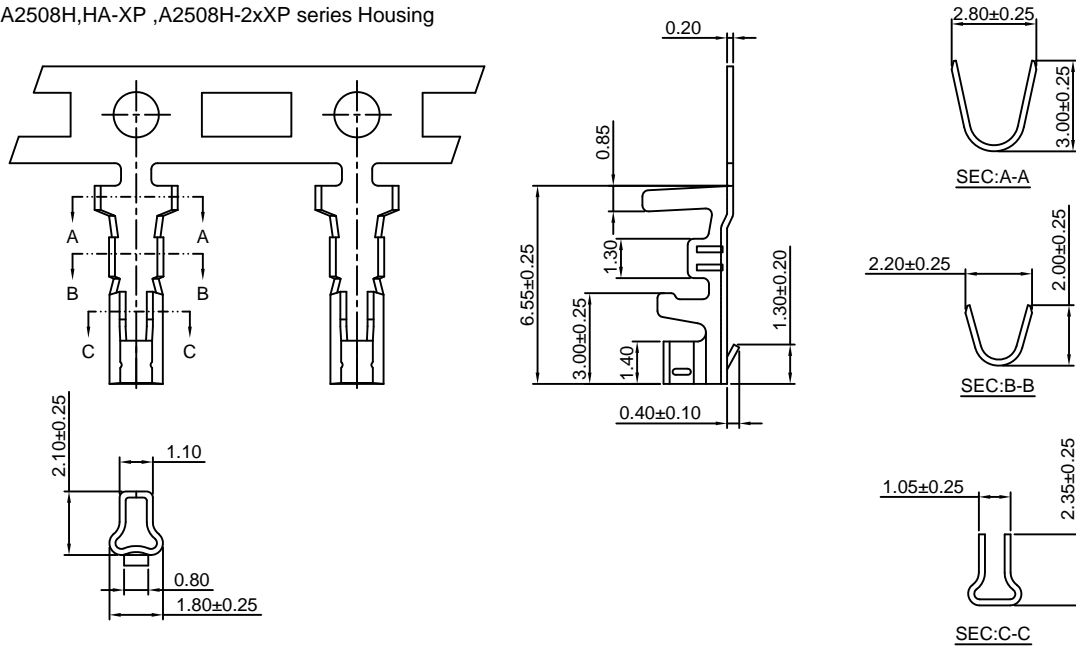
Optional Gold plating available but MOQ requested

A2508-T-H

2.50mm Pitch Crimp Terminal

Reference Informations:

*Used in CJT A2508H,HA-XP ,A2508H-2xXP series Housing



Ordering information & Specifications:

Unit:mm

Part NO	Wire Range	Insulation O.D.	Material	Finish	Qty/reel
A2508-TP-H	AWG#20-#24	1.90mm(max)	Phosphor Bronze	Tin over Nickel	10,000 PCS
A2508-GP-H	AWG#20-#24	1.90mm(max)	Phosphor Bronze	Gold over Nickel	10,000 PCS

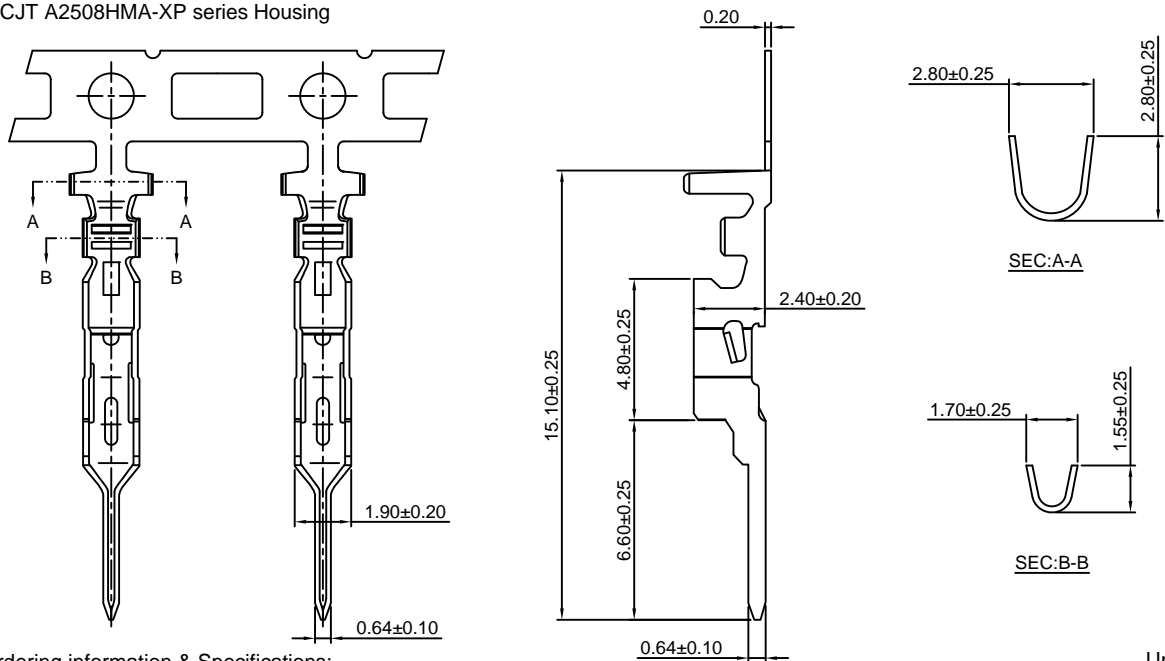
Optional Gold plating available but MOQ requested

A2508M-T

2.50mm Pitch Crimp Terminal

Reference Informations:

*Used in CJT A2508HMA-XP series Housing



Ordering information & Specifications:

Unit:mm

Part NO	Wire Range	Insulation O.D.	Material	Finish	Qty/reel
A2508M-TP	AWG#22-#28	1.90mm(max)	Phosphor Bronze	Tin over Nickel	7,000 PCS
A2508M-GP	AWG#22-#28	1.90mm(max)	Phosphor Bronze	Gold over Nickel	7,000 PCS

Optional Gold plating available but MOQ requested

A2508H-XP

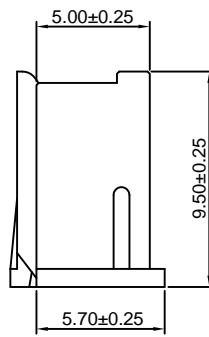
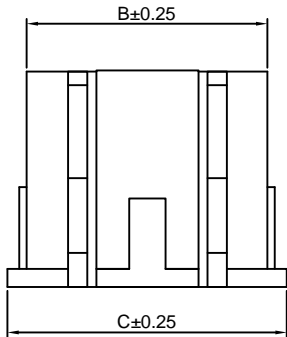
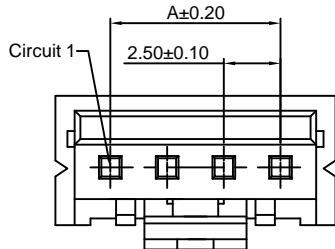
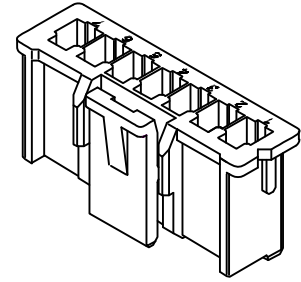
2.50mm Pitch Housing

Reference Informations:

- *Material:Nylon 66,UL94V-0
- *Suitable CJT A2508-T series Terminal
- *Mates with CJT A2508WV,WV-F-XP(-H), A2508WR,WR-F-XP,A2508WV-S-XP,A2508WVT-XP(-H), A2508WVT-F-XP(-H) series Wafer
- *Color:White

Ordering Information:

- A2508H-XP - *** - **
 1 2 3
- Part No.
 - Material:
 (blank):Nylon 66,UL94V-0
 GWT:Nylon 66,UL94V-0,GWT 750 °C
 - Color:
 (Blank):White
 RD:Red OR:Orange
 YL:Yellow GY:Gray
 BL:Blue PK:Pink
 BK:Black BR:Brown
 GN:Green VI:Violet
 IV:Ivory LY:Lemon yellow
 LE:Light blue VY:Vivid yellow



Ordering Information & Dimensions:

PART NO.	Dimensions		
	A	B	C
2P	2.50	5.64	7.30
3P	5.00	8.14	9.80
4P	7.50	10.64	12.30
5P	10.00	13.14	14.80
6P	12.50	15.64	17.30
7P	15.00	18.14	19.80
8P	17.50	20.64	22.30
9P	20.00	23.14	24.80
10P	22.50	25.64	27.30
11P	25.00	28.14	29.80
12P	27.50	30.64	32.30
13P	30.00	33.14	34.80
14P	32.50	35.64	37.30
15P	35.00	38.14	39.80

Unit: mm

A2508HA-XP

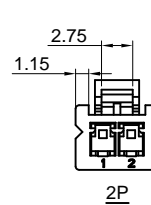
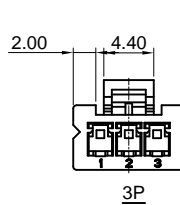
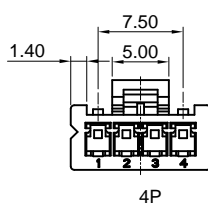
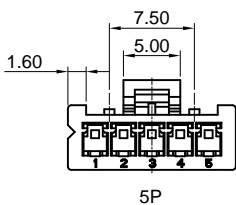
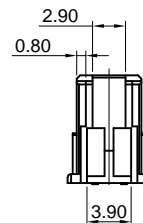
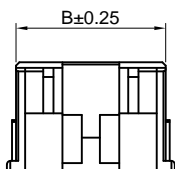
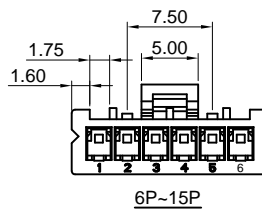
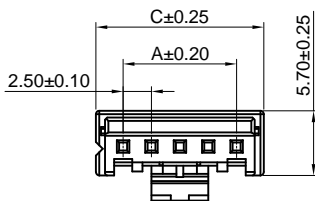
2.50mm Pitch Housing

Reference Informations:

- *Material:Nylon 66,UL94V-0
- *Suitable CJT A2508-T series Terminal
- *Mates with CJT A2508HMA-XP series Housing and A2508SA-XP series Seal and A2508WV,WV-F-XP(-H),A2508WR,WR-F-XP,A2508WV-S-XP, A2508WVT-XP(-H),A2508WVT-F-XP(-H) series Wafer
- *Color:White

Ordering Information:

- A2508HA-XP - *** - **
 1 2 3
- Part No.
 - Material:
 (blank):Nylon 66,UL94V-0
 GWT:Nylon 66,UL94V-0 , GWT 750 °C
 - Color:
 (blank) : White
 BK:Black
 RD:Red
 BL:Blue
 LY:Lemon yellow



Ordering Information & Dimensions:

PART NO.	Dimensions		
	A	B	C
2P	2.50	5.70	7.30
3P	5.00	8.20	9.80
4P	7.50	10.70	12.30
5P	10.00	13.20	14.80
6P	12.50	15.70	17.30
7P	15.00	18.20	19.80
8P	17.50	20.70	22.30
9P	20.00	23.20	24.80
10P	22.50	25.70	27.30
11P	25.00	28.20	29.80
12P	27.50	30.70	32.30
13P	30.00	33.20	34.80
14P	32.50	35.70	37.30
15P	35.00	38.20	39.80

Unit: mm

A2508HMA-XP

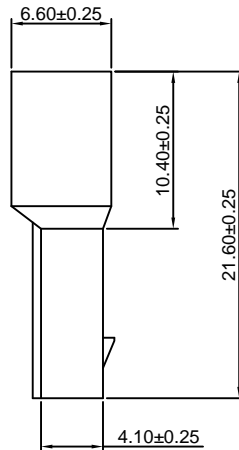
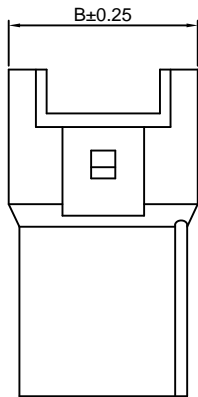
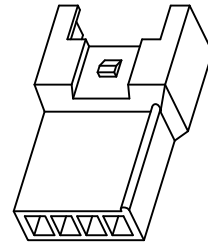
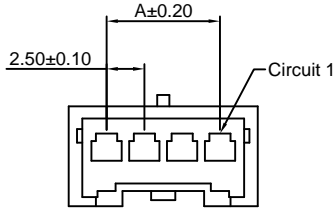
2.50mm Pitch Housing

Reference Informations:

- *Material:Nylon 66,UL94V-0
- *Suitable CJT A2508M-T series Terminal
- *Mates with CJT A2508H,HA-XP series Housing
- *Color:White

Ordering Information:

- A2508HMA-XP - *** - **
 $\frac{1}{2} \frac{3}{3}$
- 1.Part No.
 - 2.Material:
 (blank):Nylon 66,UL94V-0
 GWT:Nylon 66,UL94V-0 ,GWT 750°C
 - 3.Color:
 (Blank):White OR:Orange
 RD:Red GY:Gray
 YL:Yellow PK:Pink
 BL:Blue BR:Brown
 GN:Green VI:Violet



Ordering Information & Dimensions:

PART NO.	Dimensions	
	A	B
2P	2.50	7.50
3P	5.00	10.00
4P	7.50	12.50
5P	10.00	15.00
6P	12.50	17.50
7P	15.00	20.00
8P	17.50	22.50
9P	20.00	25.00
10P	22.50	27.50
11P	25.00	30.00
12P	27.50	32.50
13P	30.00	35.00
14P	32.50	37.50
15P	35.00	40.00

Unit: mm

A2508SA-XP

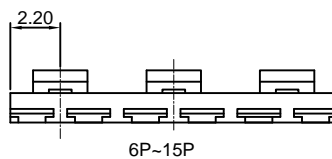
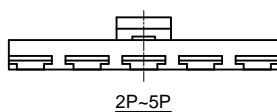
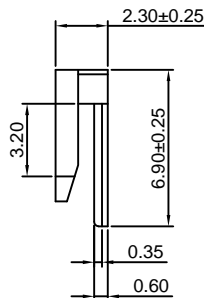
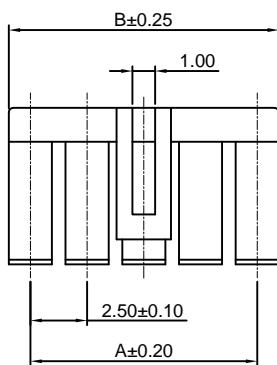
2.50mm Pitch Seal

Reference Informations:

- *Material:Nylon 66,UL94V-0
- *Mates with CJT A2508HA-XP series Housing
- *Color:Ivory

Ordering Information:

- A2508SA-XP - ***
 $\frac{1}{2}$
- 1.Part No.
 - 2.Material:
 (blank):Nylon 66,UL94V-0
 GWT:Nylon 66,UL94V-0 ,GWT 750°C



Ordering Information & Dimensions:

PART NO.	Dimensions	
	A	B
2P	2.50	4.40
3P	5.00	6.90
4P	7.50	9.40
5P	10.00	11.90
6P	12.50	14.40
7P	15.00	16.90
8P	17.50	19.40
9P	20.00	21.90
10P	22.50	24.40
11P	25.00	26.90
12P	27.50	29.40
13P	30.00	31.90
14P	32.50	34.40
15P	35.00	36.90

Unit: mm

A2508WV-XP

2.50mm Pitch 180° Wafer

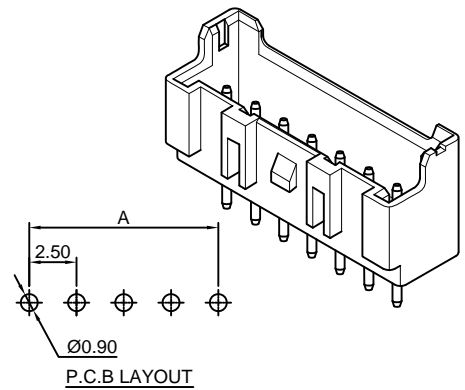
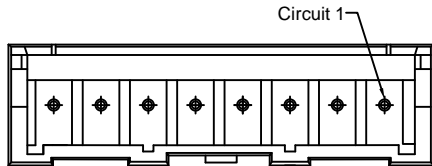
Reference Informations:

- *Material: Pin: Brass/Tin over Nickel
Insulator: Nylon 66, UL94V-0
- *Mates with CJT A2508H, HA-XP series Housing
- *Color: Ivory

Ordering Information:

A2508WV-XP - *** - ** - **
1 2 3 4

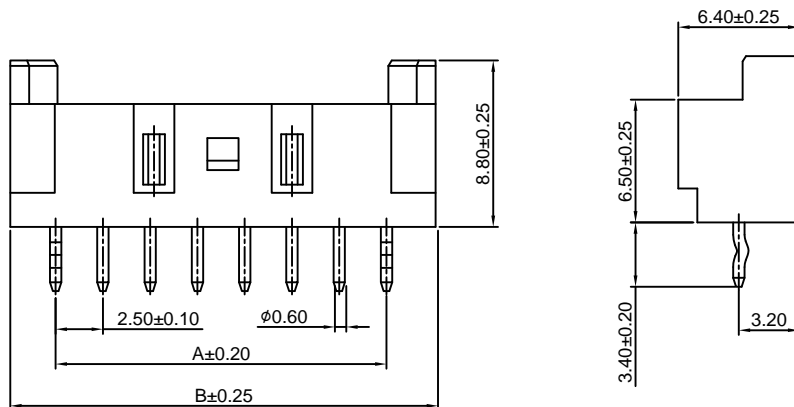
- Part No.
- Material:
(blank): Nylon 66, UL94V-0
GWT: Nylon 66, UL94V-0, GWT 750°C
- Color:
(Blank): Ivory
RD: Red OR: Orange
YL: Yellow GY: Gray
BL: Blue PK: Pink
BK: Black BR: Brown
GN: Green VI: Violet
WH: White LY: Lemon yellow
LE: Light blue VY: Vivid yellow
- Finish:
(blank): Tin over Nickel
G: Gold over Nickel



Ordering Information & Dimensions:

PART NO.	Dimensions	
	A	B
2P	2.50	7.50
3P	5.00	10.00
4P	7.50	12.50
5P	10.00	15.00
6P	12.50	17.50
7P	15.00	20.00
8P	17.50	22.50
9P	20.00	25.00
10P	22.50	27.50
11P	25.00	30.00
12P	27.50	32.50
13P	30.00	35.00
14P	32.50	37.50
15P	35.00	40.00

Unit: mm



A2508WR-XP

2.50mm Pitch 90° Wafer

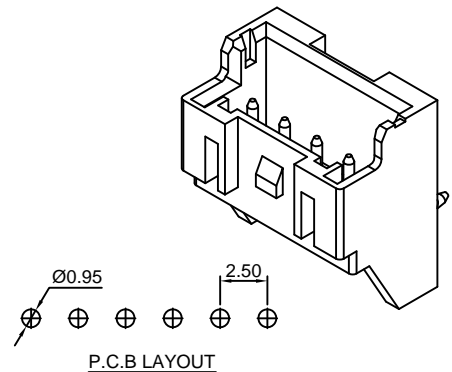
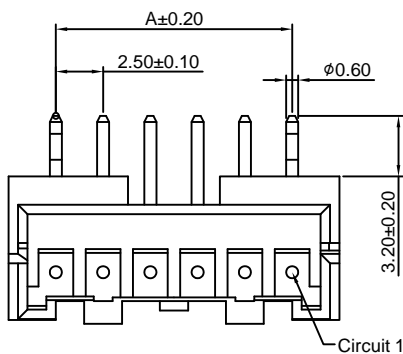
Reference Informations:

- *Material: Pin: Brass/Tin over Nickel
Insulator: Nylon 66, UL94V-0
- *Mates with CJT A2508H, HA-XP series Housing
- *Color: Ivory

Ordering Information:

A2508WR-XP - *** - ** - **
1 2 3 4

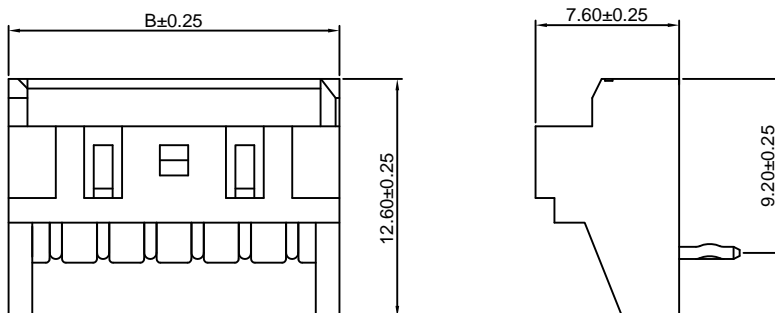
- Part No.
- Material:
(blank): Nylon 66, UL94V-0
GWT: Nylon 66, UL94V-0, GWT 750°C
- Color:
(Blank): Ivory
RD: Red OR: Orange
YL: Yellow GY: Gray
BL: Blue PK: Pink
BK: Black BR: Brown
GN: Green VI: Violet
WH: White LY: Lemon yellow
LE: Light blue VY: Vivid yellow
- Finish:
(blank): Tin over Nickel
G: Gold over Nickel



Ordering Information & Dimensions:

PART NO.	Dimensions	
	A	B
2P	2.50	7.50
3P	5.00	10.00
4P	7.50	12.50
5P	10.00	15.00
6P	12.50	17.50
7P	15.00	20.00
8P	17.50	22.50
9P	20.00	25.00
10P	22.50	27.50
11P	25.00	30.00
12P	27.50	32.50
13P	30.00	35.00
14P	32.50	37.50
15P	35.00	40.00

Unit: mm



A2508WV-F-XP

2.50mm Pitch 180° Wafer

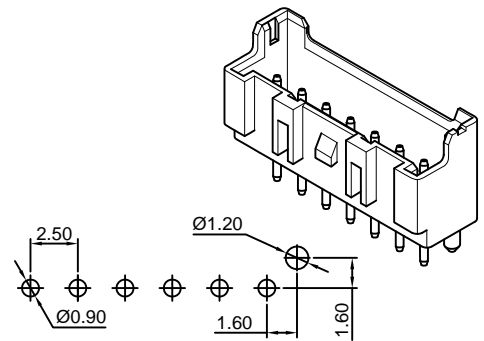
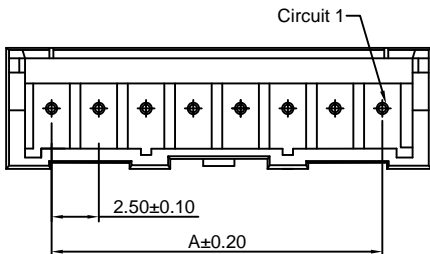
Reference Informations:

- *Material: Pin: Brass/Tin over Nickel
Insulator: Nylon 66, UL94V-0
- *Mates with CJT A2508H, HA-XP series Housing
- *Color: Ivory

Ordering Information:

A2508WV-F-XP - *** - ** - **
1 2 3 4

- Part No.
- Material:
(blank): Nylon 66, UL94V-0
GWT: Nylon 66, UL94V-0, GWT 750 °C
- Color:
(Blank): Ivory
RD: Red
YL: Yellow
BL: Blue
BK: Black
GN: Green
WH: White
LE: Light blue
OR: Orange
GY: Gray
PK: Pink
BR: Brown
VI: Violet
LY: Lemon yellow
VY: Vivid yellow
- Finish:
(blank): Tin over Nickel
G: Gold over Nickel

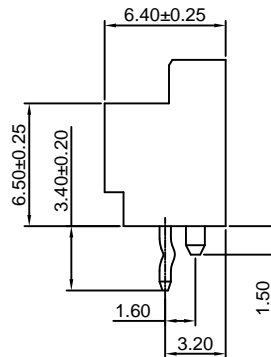
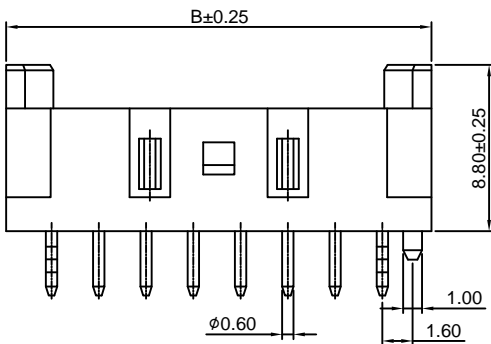


P.C.B LAYOUT

Ordering Information & Dimensions:

PART NO.	Dimensions	
	A	B
2P	2.50	7.50
3P	5.00	10.00
4P	7.50	12.50
5P	10.00	15.00
6P	12.50	17.50
7P	15.00	20.00
8P	17.50	22.50
9P	20.00	25.00
10P	22.50	27.50
11P	25.00	30.00
12P	27.50	32.50
13P	30.00	35.00
14P	32.50	37.50
15P	35.00	40.00

Unit: mm



A2508WR-F-XP

2.50mm Pitch 90° Wafer

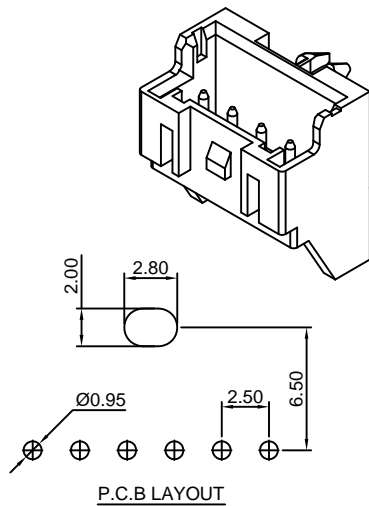
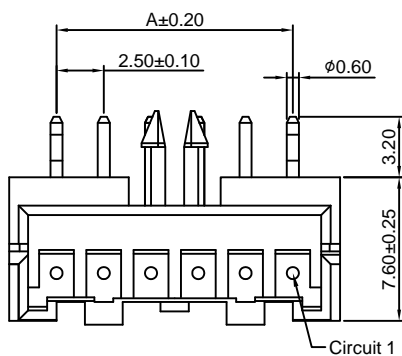
Reference Informations:

- *Material: Pin: Brass/Tin over Nickel
Insulator: Nylon 66, UL94V-0
- *Mates with CJT A2508H, HA-XP series Housing
- *Color: Ivory

Ordering Information:

A2508WR-F-XP - *** - ** - **
1 2 3 4

- Part No.
- Material:
(blank): Nylon 66, UL94V-0
GWT: Nylon 66, UL94V-0, GWT 750 °C
- Color:
(Blank): Ivory
RD: Red
YL: Yellow
BL: Blue
BK: Black
GN: Green
WH: White
LE: Light blue
OR: Orange
GY: Gray
PK: Pink
BR: Brown
VI: Violet
LY: Lemon yellow
VY: Vivid yellow
- Finish:
(blank): Tin over Nickel
G: Gold over Nickel

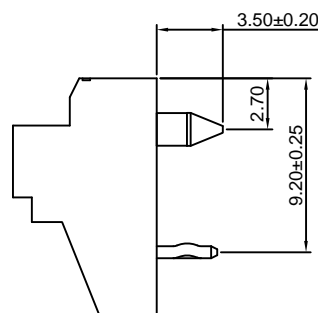
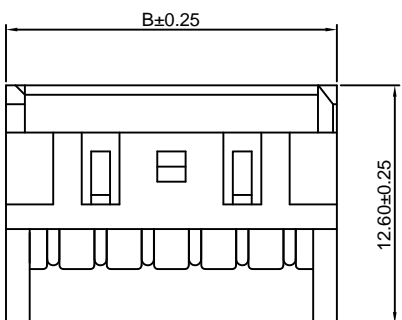


P.C.B LAYOUT

Ordering Information & Dimensions:

PART NO.	Dimensions	
	A	B
2P	2.50	7.50
3P	5.00	10.00
4P	7.50	12.50
5P	10.00	15.00
6P	12.50	17.50
7P	15.00	20.00
8P	17.50	22.50
9P	20.00	25.00
10P	22.50	27.50
11P	25.00	30.00
12P	27.50	32.50
13P	30.00	35.00
14P	32.50	37.50
15P	35.00	40.00

Unit: mm



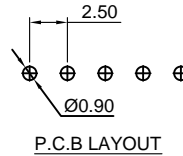
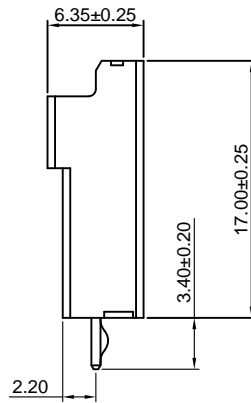
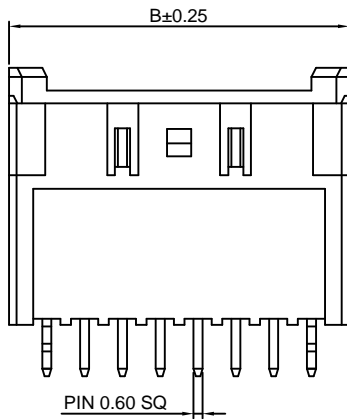
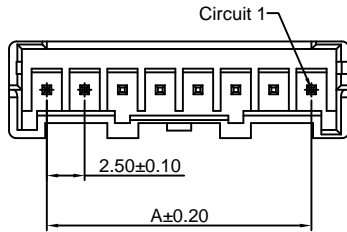
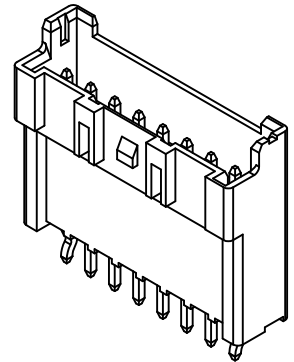
A2508WV-XP-H

2.50mm Pitch 180° Wafer-High box type

Reference Informations:

- *Material: Pin: Brass/Tin over Nickel
Insulator: Nylon 66, UL94V-0
- *Mates with CJT A2508H, HA-XP series Housing
- *Color: Ivory

- Ordering Information:
A2508WV-XP-H - *** - ** - **
1 2 3 4
- Part No.
 - Material:
(blank): Nylon 66, UL94V-0
GWT: Nylon 66, UL94V-0, GWT 750 °C
 - Color:
(blank): Ivory
BK: Black
RD: Red
YL: Yellow
GN: Green
 - Finish:
(blank): Tin over Nickel
G: Gold over Nickel



Ordering Information & Dimensions:

PART NO.	Dimensions	
	A	B
2P	2.50	7.50
3P	5.00	10.00
4P	7.50	12.50
5P	10.00	15.00
6P	12.50	17.50
7P	15.00	20.00
8P	17.50	22.50
9P	20.00	25.00
10P	22.50	27.50
11P	25.00	30.00
12P	27.50	32.50
13P	30.00	35.00
14P	32.50	37.50
15P	35.00	40.00

Unit: mm

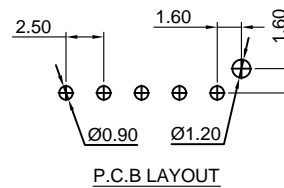
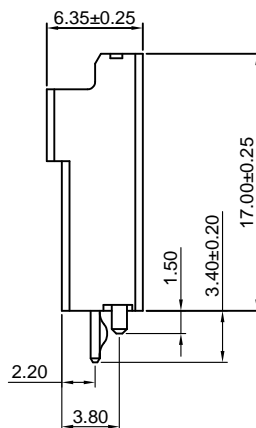
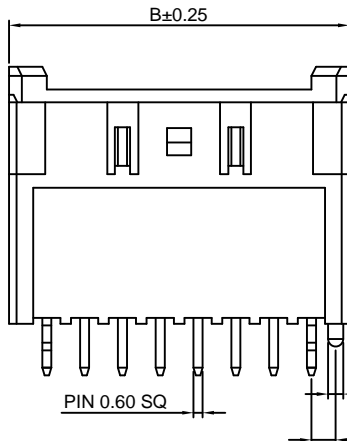
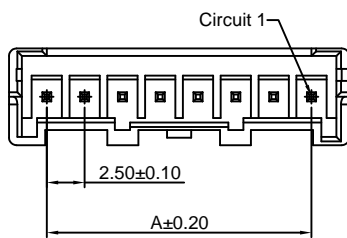
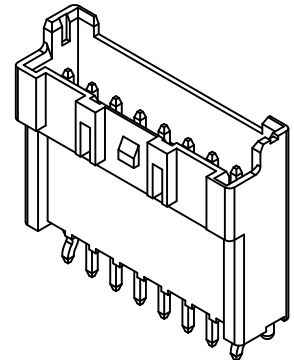
A2508WV-F-XP-H

2.50mm Pitch 180° Wafer-High box type

Reference Informations:

- *Material: Pin: Brass/Tin over Nickel
Insulator: Nylon 66, UL94V-0
- *Mates with CJT A2508H, HA-XP series Housing
- *Color: Ivory

- Ordering Information:
A2508WV-F-XP-H - *** - ** - **
1 2 3 4
- Part No.
 - Material:
(blank): Nylon 66, UL94V-0
GWT: Nylon 66, UL94V-0, GWT 750 °C
 - Color:
(blank): Ivory
BK: Black
RD: Red
YL: Yellow
GN: Green
 - Finish:
(blank): Tin over Nickel
G: Gold over Nickel



Ordering Information & Dimensions:

PART NO.	Dimensions	
	A	B
2P	2.50	7.50
3P	5.00	10.00
4P	7.50	12.50
5P	10.00	15.00
6P	12.50	17.50
7P	15.00	20.00
8P	17.50	22.50
9P	20.00	25.00
10P	22.50	27.50
11P	25.00	30.00
12P	27.50	32.50
13P	30.00	35.00
14P	32.50	37.50
15P	35.00	40.00

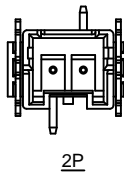
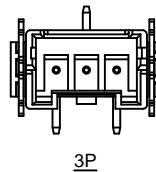
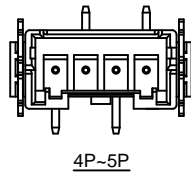
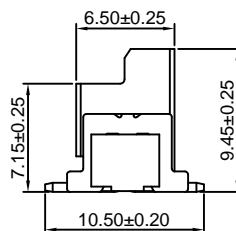
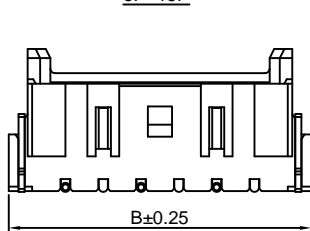
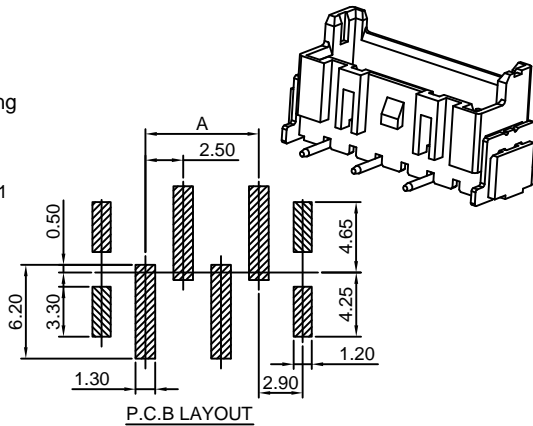
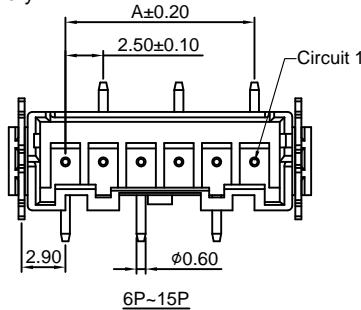
Unit: mm

A2508WV-S-XP

2.50mm Pitch 180° Wafer - SMT TYPE

Reference Informations:

- *Material: Pin: Brass/Tin over Nickel
Insulator: Nylon 9T, UL94V-0
- *Mates with CJT A2508H, HA-XP series Housing
- *Color: Ivory



Ordering Information:

A2508WV-S-XP - *** - ** - **
1 2 3 4

- Part No.
- Material:
(blank): Nylon 66, UL94V-0
GWT: Nylon 66, UL94V-0, GWT 750°C
- Color:
(Blank): Ivory
RD: Red OR: Orange
BL: Blue BK: Black
GN: Green LY: Lemon yellow
- Finish:
(blank): Tin over Nickel
G: Gold over Nickel

Ordering Information & Dimensions:

PART NO.	Dimensions	
	A	B
2P	2.50	10.00
3P	5.00	12.50
4P	7.50	15.00
5P	10.00	17.50
6P	12.50	20.00
7P	15.00	22.50
8P	17.50	25.00
9P	20.00	27.50
10P	22.50	30.00
11P	25.00	32.50
12P	27.50	35.00
13P	30.00	37.50
14P	32.50	40.00
15P	35.00	42.50

Unit: mm

A2508H-2xXP

2.50mm Pitch Dual Row Housing

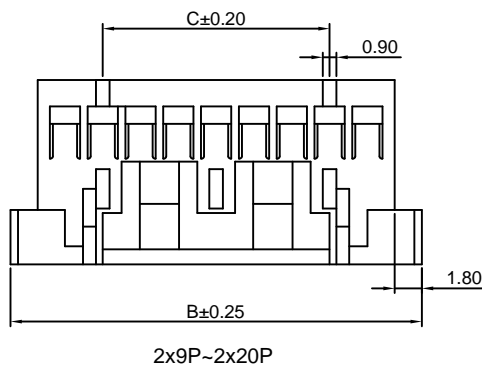
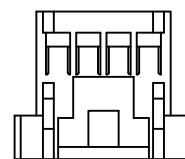
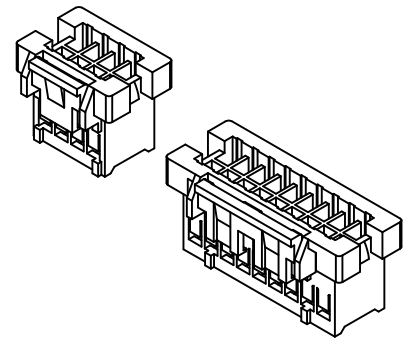
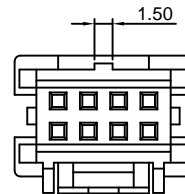
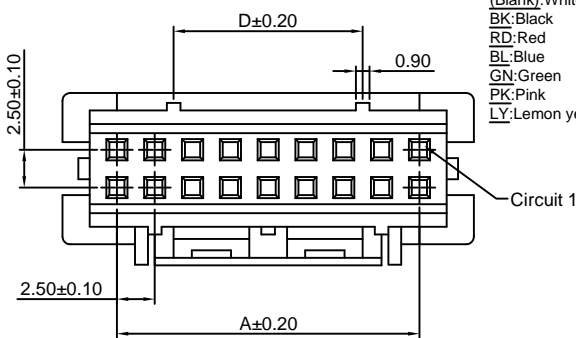
Reference Informations:

- *Material: Nylon 66, UL94V-0
- *Suitable CJT A2508-T series Terminal
- *Mates with CJT A2508WV, WV-F-2xXP series Wafer
- *Color: White

Ordering Information:

A2508H-2xXP - *** - **
1 2 3

- Part No.
- Material:
(blank): Nylon 66, UL94V-0
GWT: Nylon 66, UL94V-0, GWT 750°C
- Color:
(Blank): White
BK: Black
RD: Red
BL: Blue
GN: Green
PK: Pink
LY: Lemon yellow



Ordering Information & Dimensions:

PART NO.	Dimensions			
	A	B	C	D
2x4P	7.50	14.70	9.10	----
2x5P	10.00	17.20	7.50	----
2x6P	12.50	19.70	10.00	----
2x7P	15.00	22.20	12.50	----
2x8P	17.50	24.70	15.00	----
2x9P	20.00	27.20	15.00	12.50
2x10P	22.50	29.70	17.50	15.00
2x11P	25.00	32.20	20.00	17.50
2x12P	27.50	34.70	22.50	20.00
2x13P	30.00	37.20	25.00	22.50
2x14P	32.50	39.70	27.50	25.00
2x15P	35.00	42.20	30.00	27.50
2x16P	37.50	44.70	32.50	30.00
2x17P	40.00	47.20	35.00	32.50
2x18P	42.50	49.70	37.50	35.00
2x19P	45.00	52.20	40.00	37.50
2x20P	47.50	54.70	42.50	40.00

Unit: mm

A2508WV(-F)-2xXP

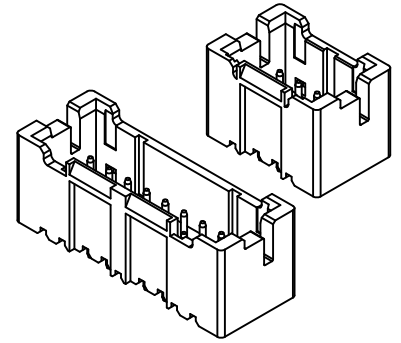
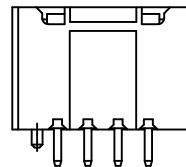
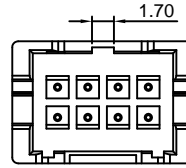
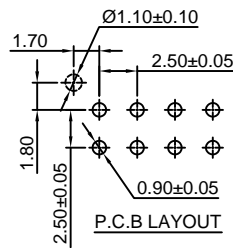
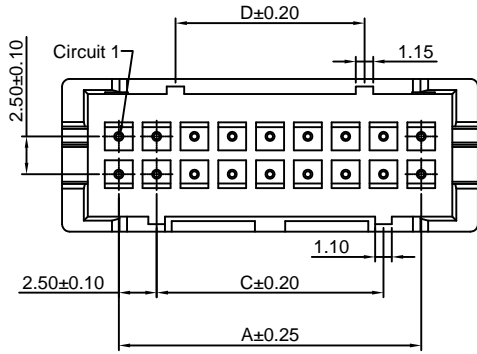
2.50mm Pitch Dual Row 180° Wafer

Reference Informations:

- *Material: Pin: Brass/Tin over Nickel
Insulator: Nylon 66, UL94V-0
- *Mates with CJT A2508H-2xXP series Housing
- *Color: Ivory

Ordering Information:
A2508WV(-F)-2xXP - *** - **
1 2 3

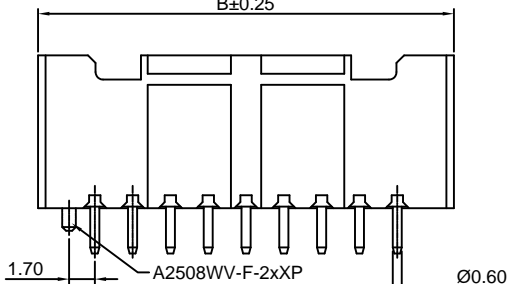
1. Part No.
2. Material:
(blank): Nylon 66, UL94V-0
GWT: Nylon 66, UL94V-0, GWT 750 °C
3. Color:
(Blank): White
BK: Black
RD: Red
BL: Blue
GN: Green
PK: Pink
LY: Lemon yellow



Ordering Information & Dimensions:

PART NO.	Dimensions			
	A	B	C	D
2x4P	7.50	14.70	9.10	----
2x5P	10.00	17.20	7.50	----
2x6P	12.50	19.70	10.00	----
2x7P	15.00	22.20	12.50	----
2x8P	17.50	24.70	15.00	----
2x9P	20.00	27.20	15.00	12.50
2x10P	22.50	29.70	17.50	15.00
2x11P	25.00	32.20	20.00	17.50
2x12P	27.50	34.70	22.50	20.00
2x13P	30.00	37.20	25.00	22.50
2x14P	32.50	39.70	27.50	25.00
2x15P	35.00	42.20	30.00	27.50
2x16P	37.50	44.70	32.50	30.00
2x17P	40.00	47.20	35.00	32.50
2x18P	42.50	49.70	37.50	35.00
2x19P	45.00	52.20	40.00	37.50
2x20P	47.50	54.70	42.50	40.00

Unit: mm



2X9P~2X21P

A2508WR-F-2xXP

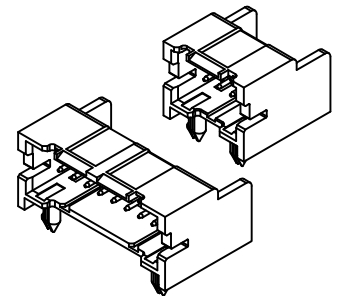
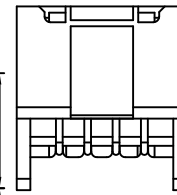
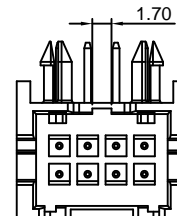
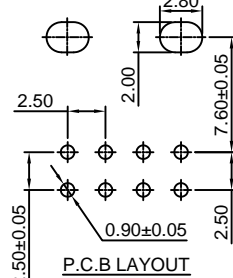
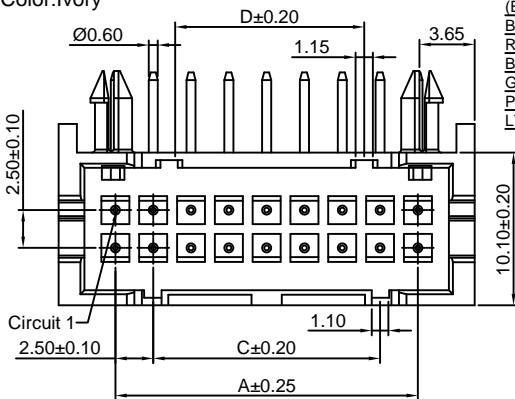
2.50mm Pitch Dual Row 90° Wafer

Reference Informations:

- *Material: Pin: Brass/Tin over Nickel
Insulator: Nylon 66, UL94V-0
- *Mates with CJT A2508H-2xXP series Housing
- *Color: Ivory

Ordering Information:
A2508WR-F-2xXP - *** - **
1 2 3

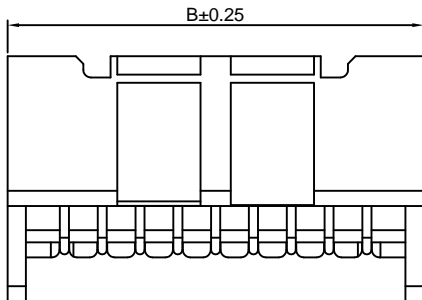
1. Part No.
2. Material:
(blank): Nylon 66, UL94V-0
GWT: Nylon 66, UL94V-0, GWT 750 °C
3. Color:
(Blank): White
BK: Black
RD: Red
BL: Blue
GN: Green
PK: Pink
LY: Lemon yellow



Ordering Information & Dimensions:

PART NO.	Dimensions			
	A	B	C	D
2x4P	7.50	14.70	9.10	----
2x5P	10.00	17.20	7.50	----
2x6P	12.50	19.70	10.00	----
2x7P	15.00	22.20	12.50	----
2x8P	17.50	24.70	15.00	----
2x9P	20.00	27.20	15.00	12.50
2x10P	22.50	29.70	17.50	15.00
2x11P	25.00	32.20	20.00	17.50
2x12P	27.50	34.70	22.50	20.00
2x13P	30.00	37.20	25.00	22.50
2x14P	32.50	39.70	27.50	25.00
2x15P	35.00	42.20	30.00	27.50
2x16P	37.50	44.70	32.50	30.00
2x17P	40.00	47.20	35.00	32.50
2x18P	42.50	49.70	37.50	35.00
2x19P	45.00	52.20	40.00	37.50
2x20P	47.50	54.70	42.50	40.00

Unit: mm



2X9P~2X21P

A2508WVT(-F)-XP

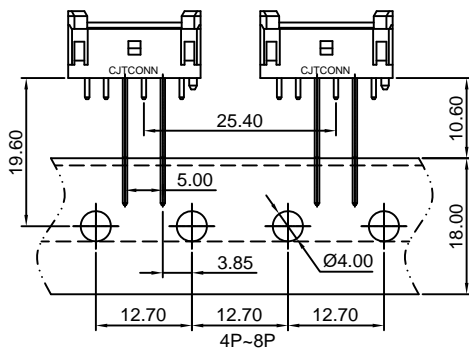
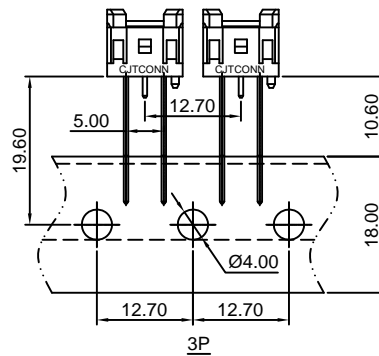
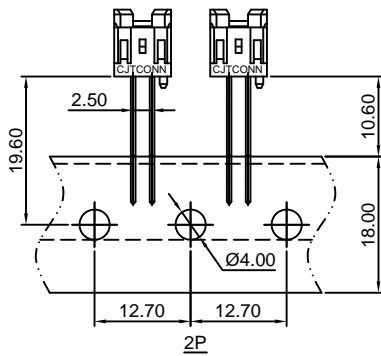
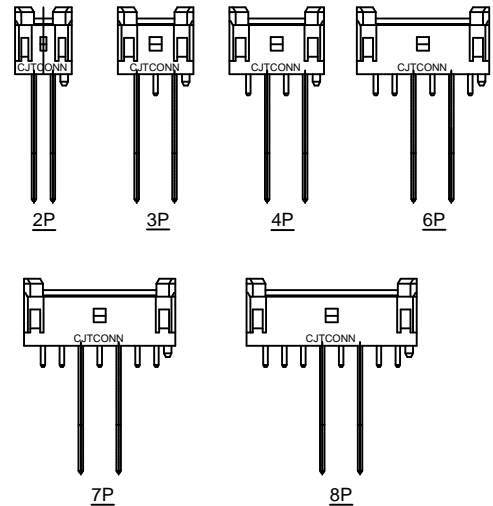
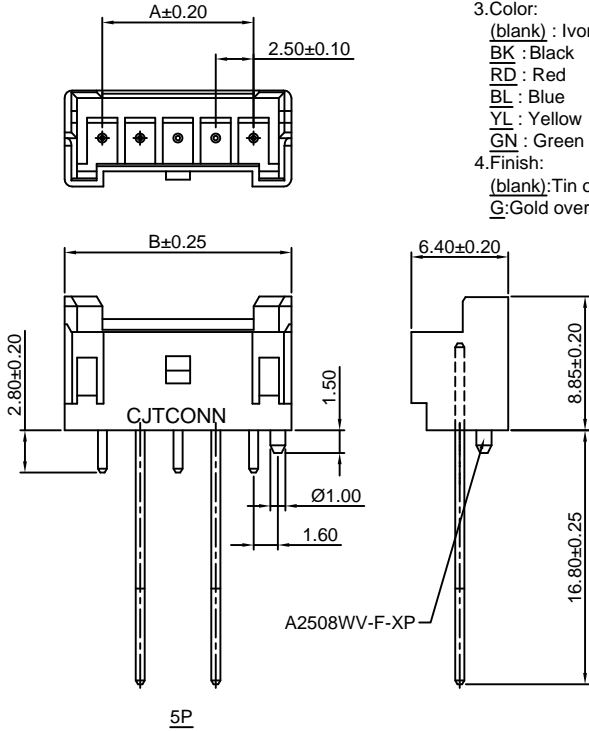
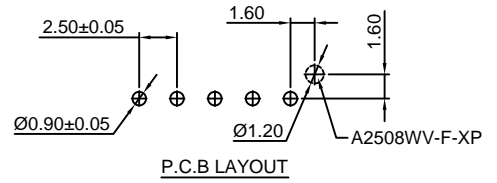
2.50mm pitch 180° Wafer ON RADIAL-TAPE

Reference Informations:

- *Material: Pin: Brass/Tin over Nickel
Insulator: Nylon 66, UL94V-0
- *Mates with CJT A2508H, HA-XP series Housing
- *Color: Ivory

Ordering Information:

- A2508WVT(-F)-XP - *** - ** - **
- 1 2 3 4
- Part No.
 - Material:
(blank): Nylon 66, UL94V-0
GWT: Nylon 66, UL94V-0, GWT 750 °C
 - Color:
(blank) : Ivory
BK : Black
RD : Red
BL : Blue
YL : Yellow
GN : Green
 - Finish:
(blank): Tin over Nickel
G: Gold over Nickel



Ordering Information & Dimensions:

PART NO.	Dimensions	
	A	B
2P	2.50	7.50
3P	5.00	10.00
4P	7.50	12.50
5P	10.00	15.00
6P	12.50	17.50
7P	15.00	20.00
8P	17.50	22.50

Unit: mm

A2508WVT(-F)-XP-H

2.50mm pitch 180° Wafer ON RADIAL-TAPE

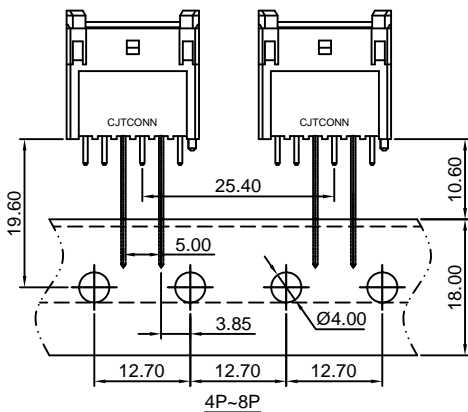
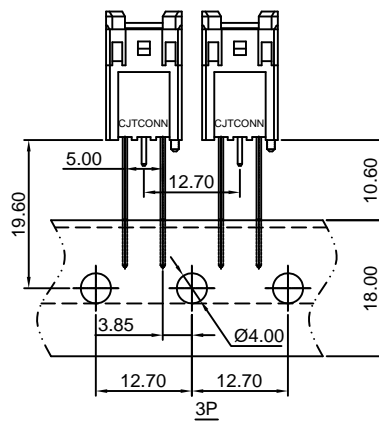
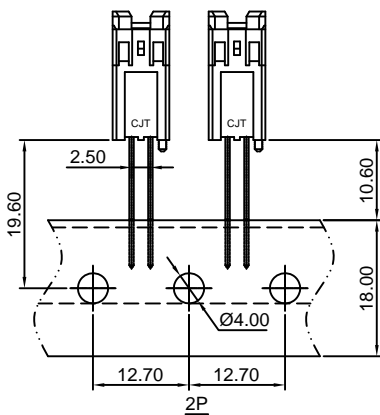
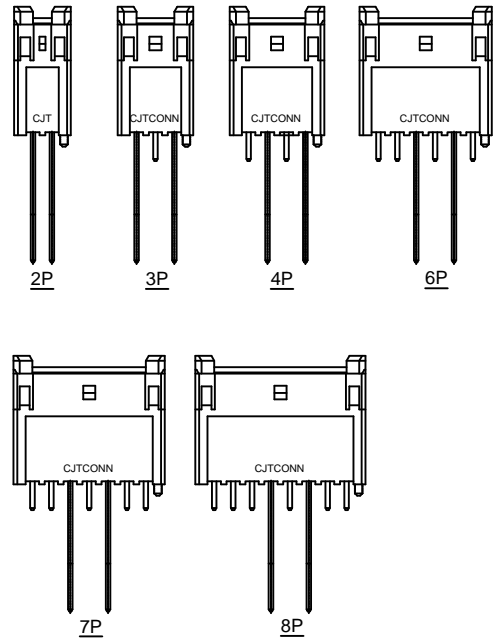
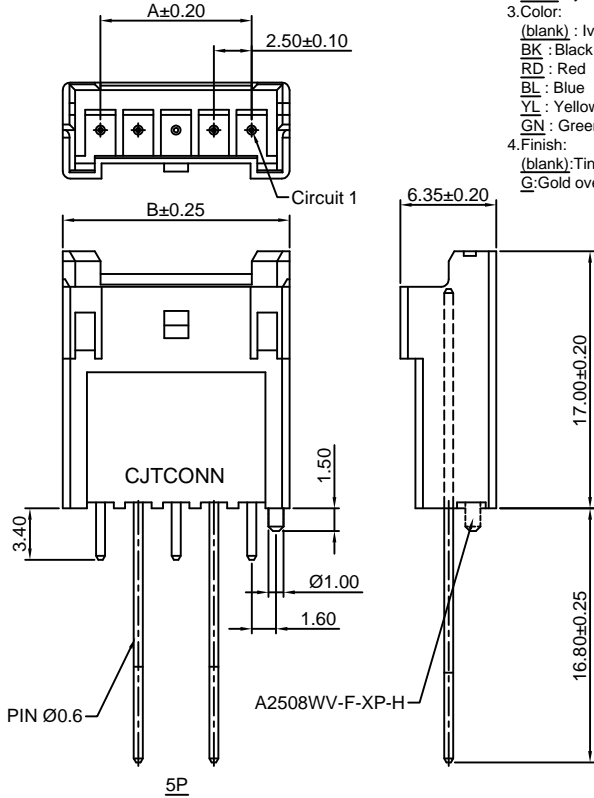
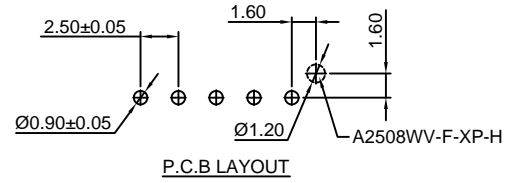
Reference Informations:

- *Material: Pin: Brass/Tin over Nickel
Insulator: Nylon 66, UL94V-0
- *Mates with CJT A2508H, HA-XP series Housing
- *Color: Ivory

Ordering Information:

A2508WVT(-F)-XP-H - *** - ** - **

1. Part No.
2. Material:
(blank): Nylon 66, UL94V-0
GWT: Nylon 66, UL94V-0, GWT 750 °C
3. Color:
(blank): Ivory
BK: Black
RD: Red
BL: Blue
YL: Yellow
GN: Green
4. Finish:
(blank): Tin over Nickel
G: Gold over Nickel



Ordering Information & Dimensions:

PART NO.	Dimensions	
	A	B
2P	2.50	7.50
3P	5.00	10.00
4P	7.50	12.50
5P	10.00	15.00
6P	12.50	17.50
7P	15.00	20.00
8P	17.50	22.50

Unit: mm

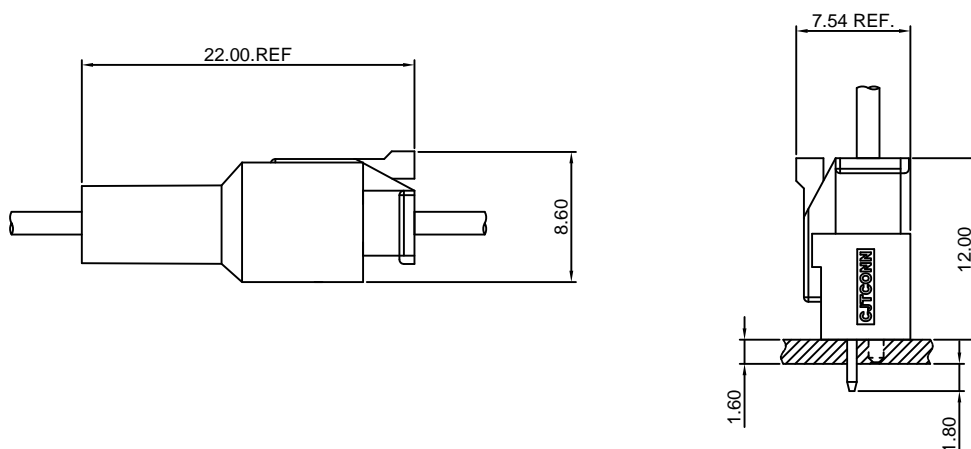
Specifications

Current rating:3A AC,DC
Voltage rating:250V AC,DC
Temperature range:-40°C~+105°C
Contact resistance:10mΩMax.
Insulation resistance:1000MΩMin.
Withstanding voltage:1000V AC/minute
Compliant with RoHS and REACH
Meet the HF/Halogen Free,need to customize
Contact CJT for details

Standards



Assembly layout

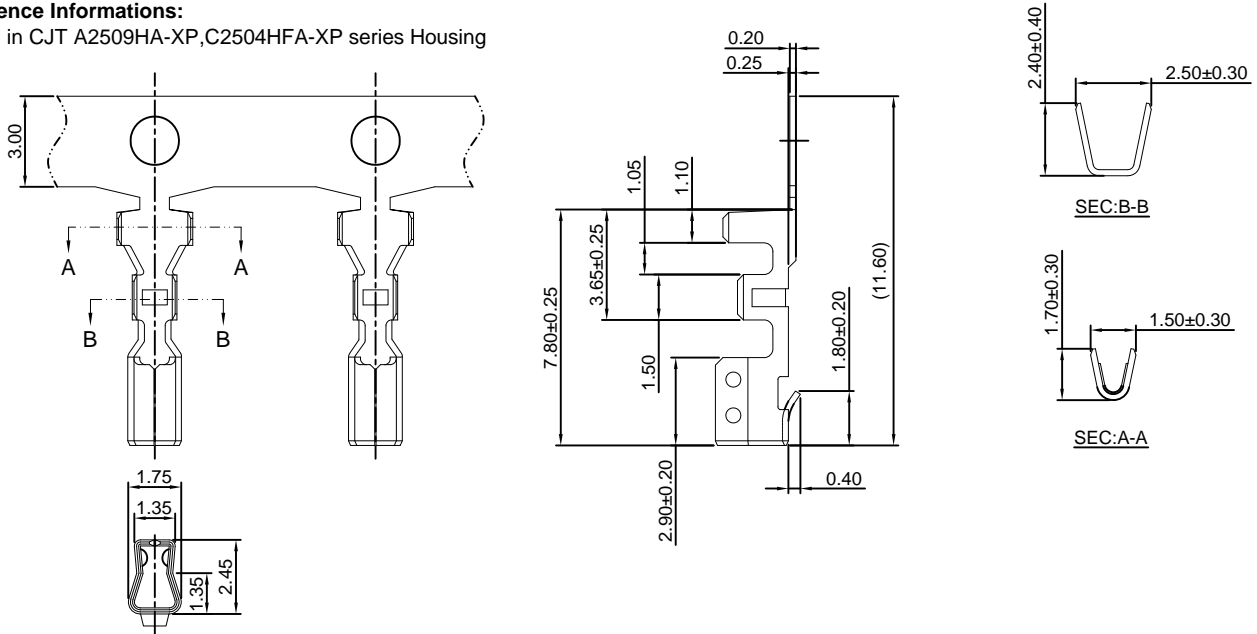


A2509-T-A

2.50mm Pitch Crimp Terminal

Reference Informations:

*Used in CJT A2509HA-XP, C2504HFA-XP series Housing



Ordering information & Specifications:

Unit:mm

Part NO.	Wire Range	Insulation O.D.	Material	Finish	Qty/reel
A2509-TP-A	AWG#22-#28	1.90mm(max)	Phosphor Bronze	Tin over Nickel	7,000 PCS
A2509-GP-A	AWG#22-#28	1.90mm(max)	Phosphor Bronze	Gold over Nickel	7,000 PCS

Optional Gold plating available but MOQ requested

A2509HA-XP

2.50mm Pitch Housing

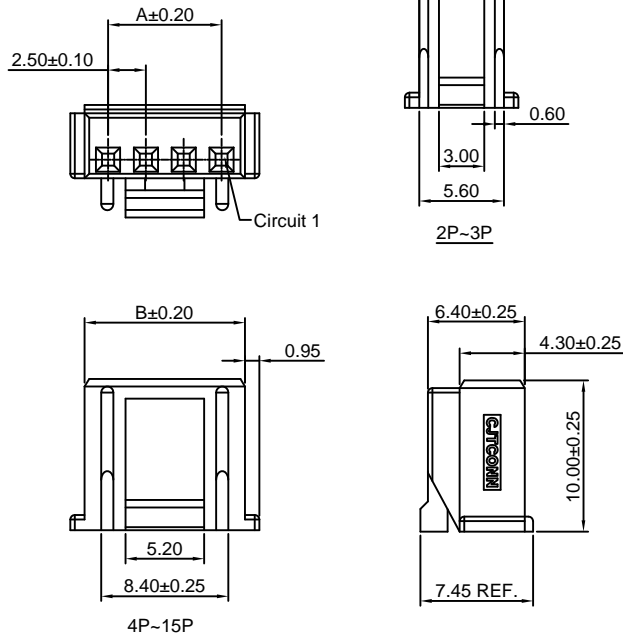
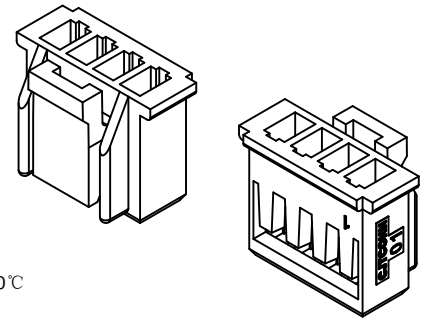
Reference Informations:

*Material:Nylon 66 ,UL94V-0

*Suitable CJT A2509-T-A series Terminal

*Mates with CJT A2509HM-XP series Housing or A2509WV(-F)-XP series Wafer

*Color:White



Ordering Information:

A2509HA-XP - *** - **
1 2 3

1.Part No.

2.Material:

(blank):Nylon 66,UL94V-0

GWT:Nylon 66,UL94V-0,GWT 750 °C

3.Color:

(Blank):Natural

RD:Red

YL:Yellow

BL:Blue

Ordering Information & Dimensions:

PART NO.	Dimensions	
	A	B
2P	2.50	5.60
3P	5.00	8.10
4P	7.50	10.60
5P	10.00	13.10
6P	12.50	15.60
7P	15.00	18.10
8P	17.50	20.60
9P	20.00	23.10
10P	22.50	25.60
11P	25.00	28.10
12P	27.50	30.60
13P	30.00	33.10
14P	32.50	35.60
15P	35.00	38.10

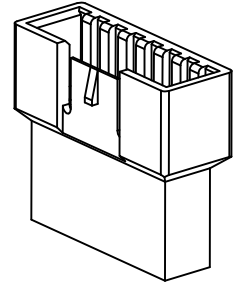
Unit: mm

A2509HM-XP

2.50mm Pitch Housing

Reference Informations:

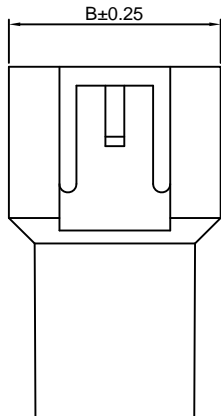
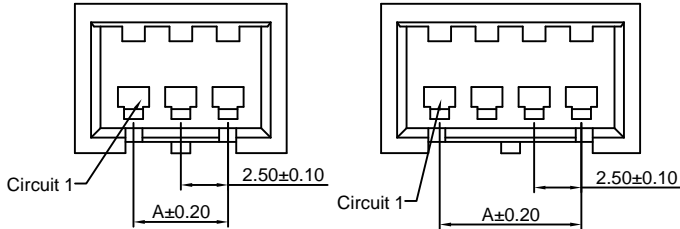
- *Material:Nylon 66 ,UL94V-0
- *Suitable CJT A2501M-T series Terminal
- *Mates with CJT A2509HA-XP series Housing
- *Color:White



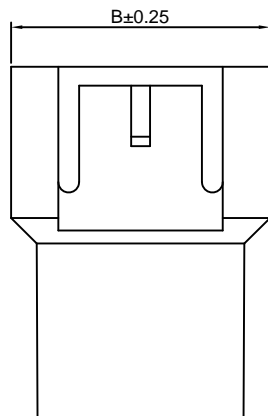
Ordering Information:

A2509HM-XP - ***
1 2

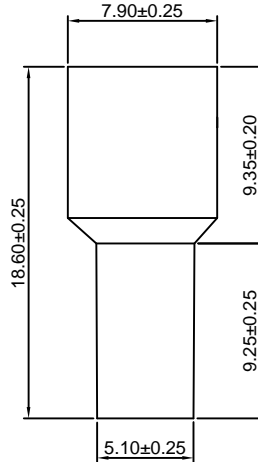
- 1.Part No.
- 2.Material:
(Blank):Nylon 66,UL94V-0
GWT:Nylon 66,UL94V-0,GWT 750°C



2P~3P



4P~15P



Ordering Information & Dimensions:

PART NO.	Dimensions	
	A	B
2P	2.50	8.70
3P	5.00	11.20
4P	7.50	13.70
5P	10.00	16.20
6P	12.50	18.70
7P	15.00	21.20
8P	17.50	23.70
9P	20.00	26.20
10P	22.50	28.70
11P	25.00	31.20
12P	27.50	33.70
13P	30.00	36.20
14P	32.50	38.70
15P	35.00	41.20

Unit: mm

A2509WV(-F)-XP

2.50mm Pitch 180° Wafer

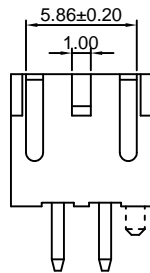
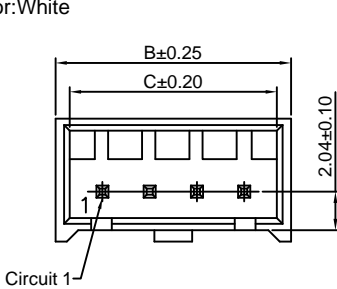
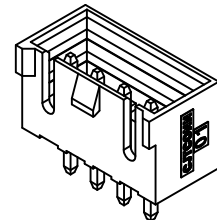
Reference Informations:

- *Material:Pin: Brass/Tin over Nickel
Insulator: Nylon 66+20%GF,UL94V-0
- *Mates with CJT A2509HA-XP series Housing
- *Color:White

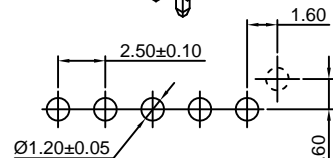
Ordering Information:

A2509WV(-F)-XP - *** - ** - **
1 2 3 4

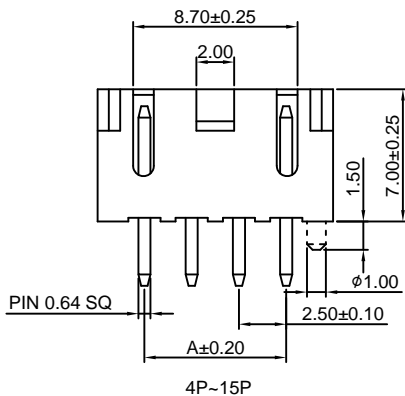
- 1.Part No.
- 2.Material:
(blank):Nylon 66+20%GF,UL94V-0
GWT:Nylon 66,UL94V-0,GWT 750°C
- 3.Color:
(Blank):White
RD:Red
YL:Yellow
BL:Blue
- 4.Finish:
(blank):Tin over Nickel
G:Gold over Nickel



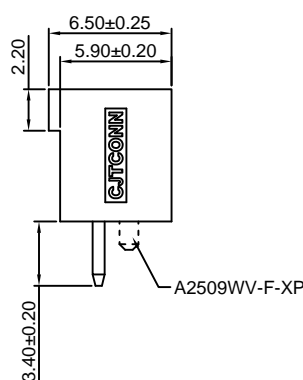
2P~3P



P.C.B LAYOUT



4P~15P



Ordering Information & Dimensions:

PART NO.	Dimensions		
	A	B	C
2P	2.50	7.46	5.96
3P	5.00	9.96	8.46
4P	7.50	12.46	10.96
5P	10.00	14.96	13.46
6P	12.50	17.46	15.96
7P	15.00	19.96	18.46
8P	17.50	22.46	20.96
9P	20.00	24.96	23.46
10P	22.50	27.46	25.96
11P	25.00	29.96	28.46
12P	27.50	32.46	30.96
13P	30.00	34.96	33.46
14P	32.50	37.46	35.96
15P	35.00	39.96	38.46

Unit: mm

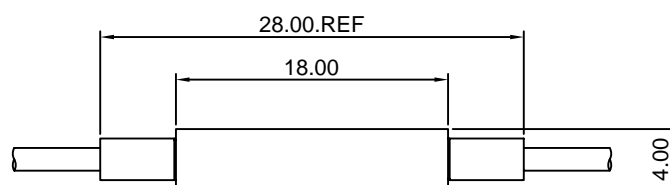
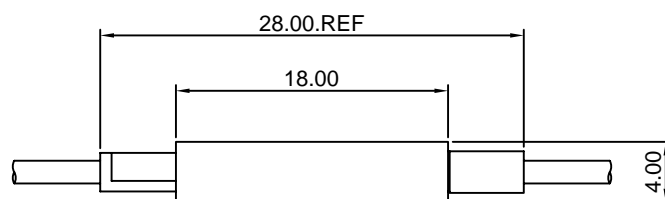
Specifications

Current rating:3A AC,DC
Voltage rating:250V AC,DC
Temperature range:-40°C~+105°C
Contact resistance:20mΩMax.
Insulation resistance:1000MΩMin.
Withstanding voltage:1500V AC/minute
Compliant with RoHS and REACH
Meet the HF/Halogen Free,need to customize
Contact CJT for details

Standards



Assembly layout



A2510HF-3P-P

2.54mm pitch Housing

Reference Informations:

- *Material:Nylon 66 ,UL94V-0
- *Suitable CJT A2541-T series Terminal
- *Mates with CJT A2510HM-P-R series Housing
- *Color:Black

Ordering Information:

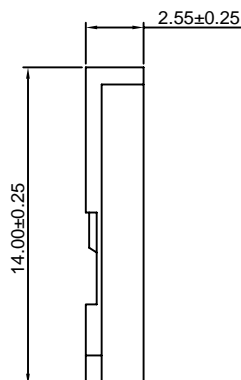
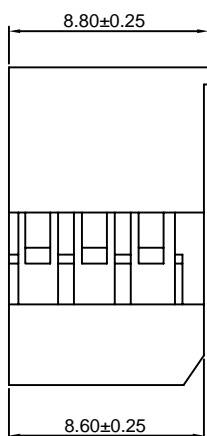
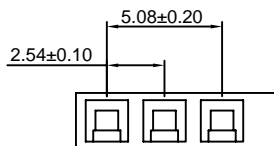
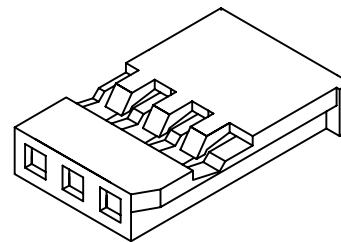
A2510HF-3P-P - ***
1 2

1.Part No.

2.Material:

(Blank):Nylon 66,UL94V-0

GWT :Nylon 66,UL94V-0,GWT 750 °C



Unit: mm

A2510HF-3P-R

2.54mm pitch Housing

Reference Informations:

- *Material:Nylon 66 ,UL94V-0
- *Suitable CJT A2541-T series Terminal
- *Mates with CJT A2510HM-R-R series Housing
- *Color:Black

Ordering Information:

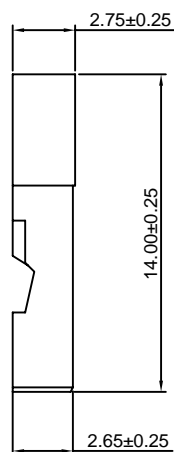
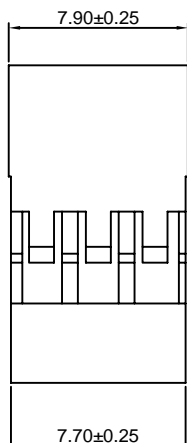
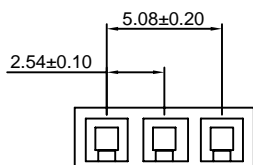
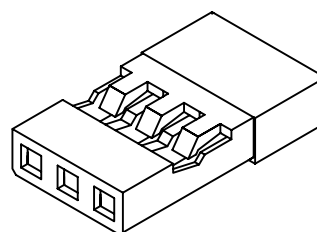
A2510HF-3P-R - ***
1 2

1.Part No.

2.Material:

(Blank):Nylon 66,UL94V-0

GWT :Nylon 66,UL94V-0,GWT 750 °C



Unit: mm

A2510HM-P-R

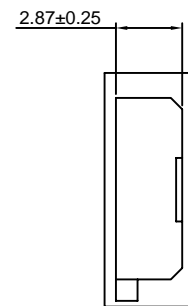
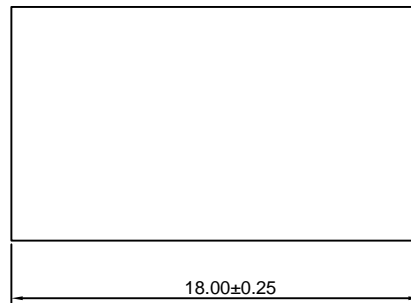
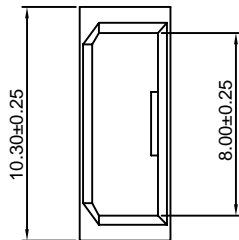
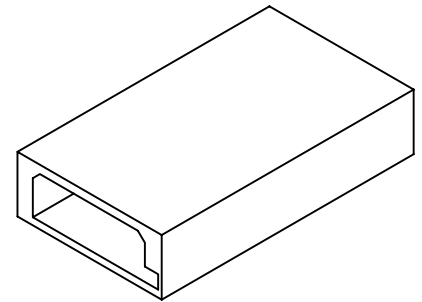

2.54mm pitch Housing

Reference Informations:

- *Material: Nylon 66 ,UL94V-0
- *Mates with CJT A2510HF-3P-P series Housing
- *Color:Black

Ordering Information:

- A2510HM-P-R - ***
- 1 2
- 1.Part No.
- 2.Material:
- (Blank): Nylon 66,UL94V-0
- GWT : Nylon 66,UL94V-0,GWT 750 °C



Unit: mm

A2510HM-R-R

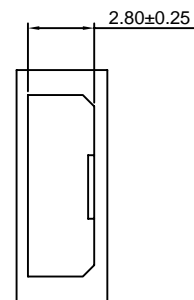
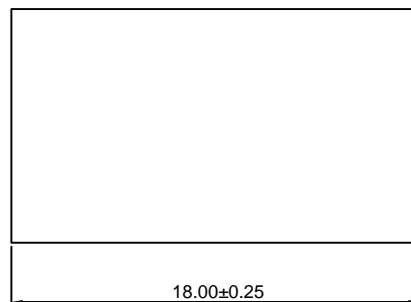
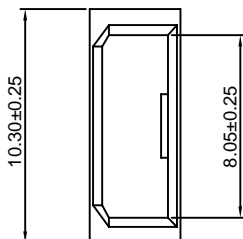
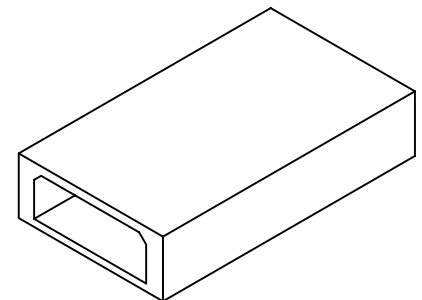
2.54mm pitch Housing

Reference Informations:

- *Material: Nylon 66 ,UL94V-0
- *Mates with CJT A2510HF-3P-R series Housing
- *Color:Black

Ordering Information:

- A2510HM-R-R - ***
- 1 2
- 1.Part No.
- 2.Material:
- (Blank): Nylon 66,UL94V-0
- GWT : Nylon 66,UL94V-0,GWT 750 °C



Unit: mm

A2510HMA-3P

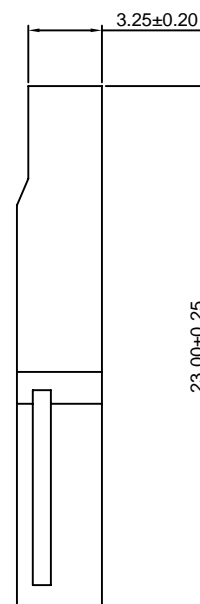
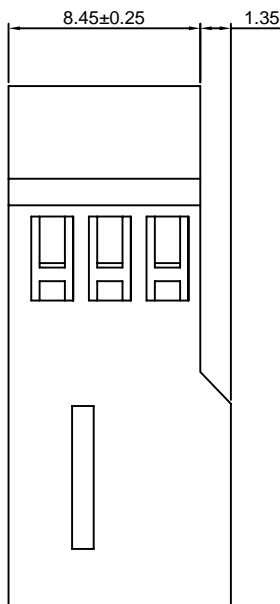
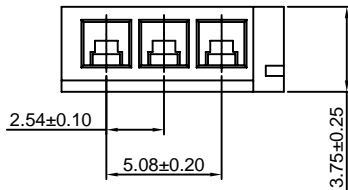
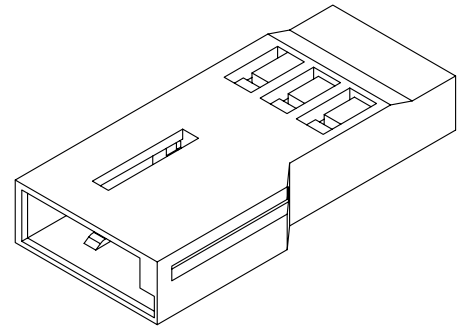
2.54mm pitch Housing

Reference Informations:

- *Material: PBT, UL94V-0
- *Suitable CJT A2541M-T Terminal
- *Mates with CJT A2510HF-3P-P series Housing
- *Color: Black

Ordering Information:

- A2510HMA-3P - *** - ***
 1 2 3
1. Part No.
 2. Material:
 (blank): PBT, UL94V-0
 GWT: PBT, UL94V-0, GWT 750°C
 3. Color:
 (blank): Black
 BRD: Brick red



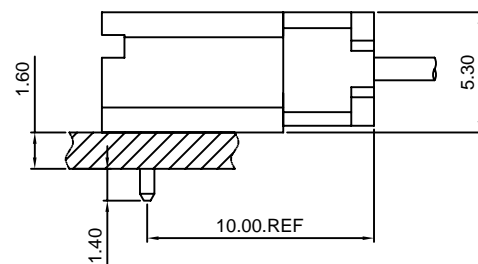
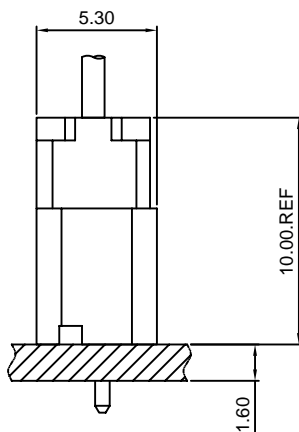
Specifications

Current rating:3A AC,DC
Voltage rating:500V AC,DC
Temperature range:-40°C~+105°C
Contact resistance:20mΩMax.
Insulation resistance:500MΩMin.
Withstanding voltage:1000V AC/minute
Compliant with RoHS and REACH
Meet the HF/Halogen Freeneed to customize
Contact CJT for details

Standards



Assembly layout



A2511H-XP

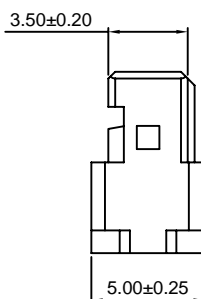
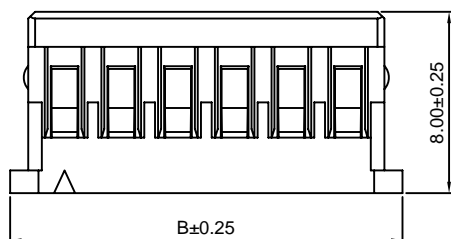
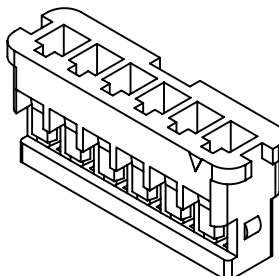
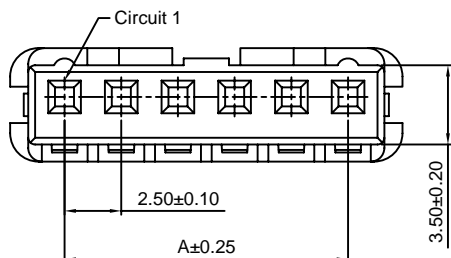
2.50mm Pitch Housing

Reference Informations:

- *Material:PBT,UL94V-0
- *Suitable CJT A2502-T series Terminal
- *Mates with CJT A2511WV,WR-XP series Wafer
- *Color:Black

Ordering Information:

- A2511H-XP - ***
 $\frac{1}{2}$
- Part No.
 - Material:
 (Blank):PBT,UL94V-0
 GWT:PBT,UL94V-0,GWT 750°C



Ordering Information & Dimensions:

PART NO.	Dimensions	
	A	B
2P	2.50	7.30
3P	5.00	9.80
4P	7.50	12.30
5P	10.00	14.80
6P	12.50	17.30
7P	15.00	19.80
8P	17.50	22.30
9P	20.00	24.80
10P	22.50	27.30
11P	25.00	29.80
12P	27.50	32.30
13P	30.00	34.80
14P	32.50	37.30
15P	35.00	39.80

Unit: mm

A2511WV-XP

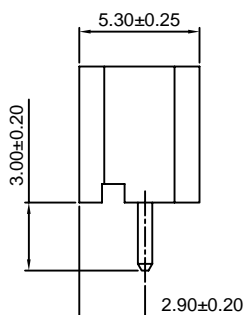
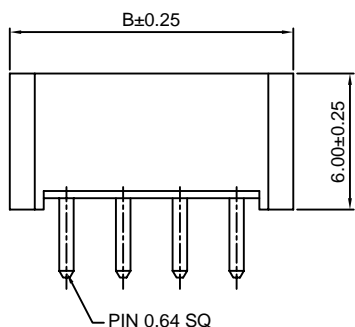
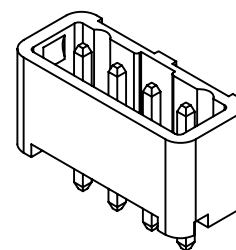
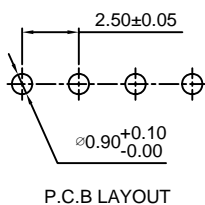
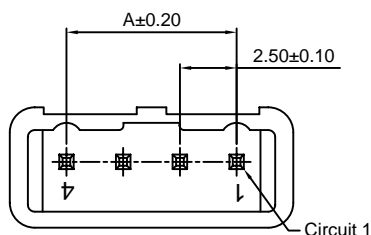
2.50mm pitch 180° Wafer

Reference Informations:

- *Material:Pin:Brass/Tin over Nickel
Insulator:PBT,UL94V-0
- *Mates with CJT A2511H-XP series Housing
- *Color:Black

Ordering Information:

- A2511WV-XP - *** - **
 $\frac{1}{2} \frac{3}{3}$
- Part No.
 - Material:
 (Blank):PBT,UL94V-0
 GWT:PBT,UL94V-0,GWT 750°C
 - Finish:
 (blank):Tin over Nickel
 G:Gold over Nickel



Ordering Information & Dimensions:

PART NO.	Dimensions	
	A	B
2P	2.50	7.50
3P	5.00	10.00
4P	7.50	12.50
5P	10.00	15.00
6P	12.50	17.50
7P	15.00	20.00
8P	17.50	22.50
9P	20.00	25.00
10P	22.50	27.50
11P	25.00	30.00
12P	27.50	32.50
13P	30.00	35.00
14P	32.50	37.50
15P	35.00	40.00

Unit: mm

A2511WR-XP

2.50mm pitch 90° Wafer

Reference Informations:

*Material:Pin:Brass/Tin over Nickel
Insulator:PBT,UL94V-0

*Mates with CJT A2511H-XP series Housing

*Color:Black

Ordering Information:

A2511WR-XP - *** - **
1 2 3

1.Part No.

2.Material:

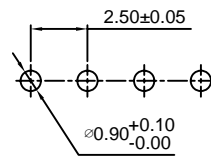
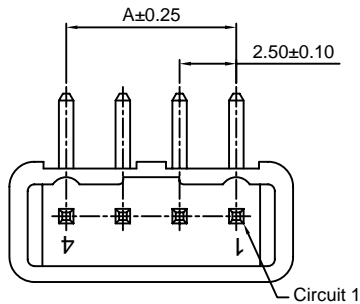
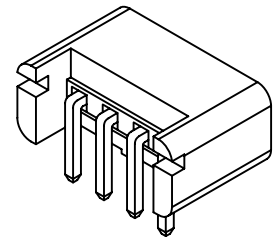
(Blank):PBT,UL94V-0

GWT:PBT,UL94V-0,GWT 750°C

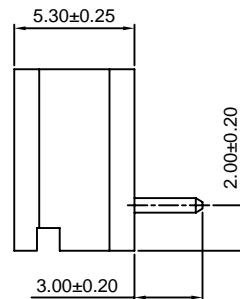
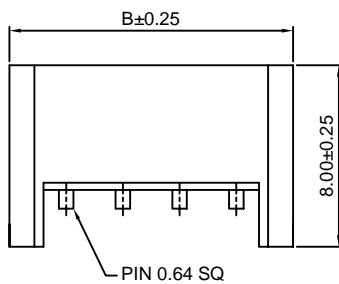
3.Finish:

(blank):Tin over Nickel

G:Gold over Nickel



P.C.B LAYOUT



Ordering Information & Dimensions:

PART NO.	Dimensions	
	A	B
2P	2.50	7.50
3P	5.00	10.00
4P	7.50	12.50
5P	10.00	15.00
6P	12.50	17.50
7P	15.00	20.00
8P	17.50	22.50
9P	20.00	25.00
10P	22.50	27.50
11P	25.00	30.00
12P	27.50	32.50
13P	30.00	35.00
14P	32.50	37.50
15P	35.00	40.00

Unit: mm

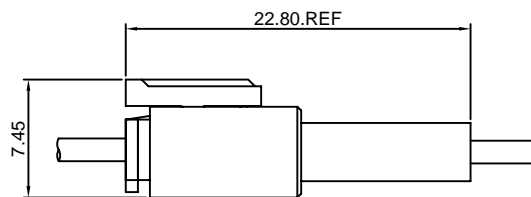
Specifications

- Current rating:3A AC,DC
- Voltage rating:500V AC,DC
- Temperature range:-40°C~+105°C
- Contact resistance:20mΩMax.
- Insulation resistance:500MΩMin.
- Withstanding voltage:1000V AC/minute
- *Compliant with RoHS and REACH*
- *Meet the HF/Halogen Free,need to customize*
- *Contact CJT for details*

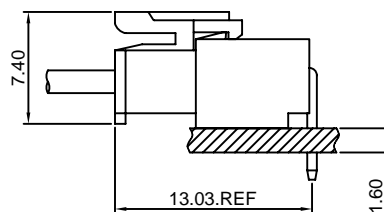
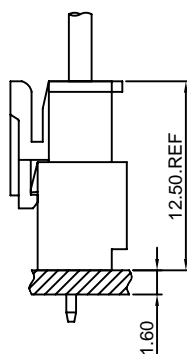
Standards



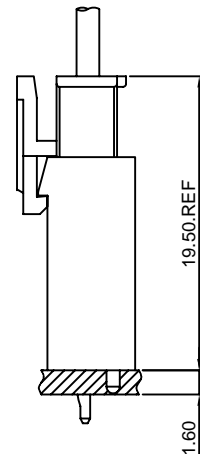
Assembly layout



wire to wire



wire to board

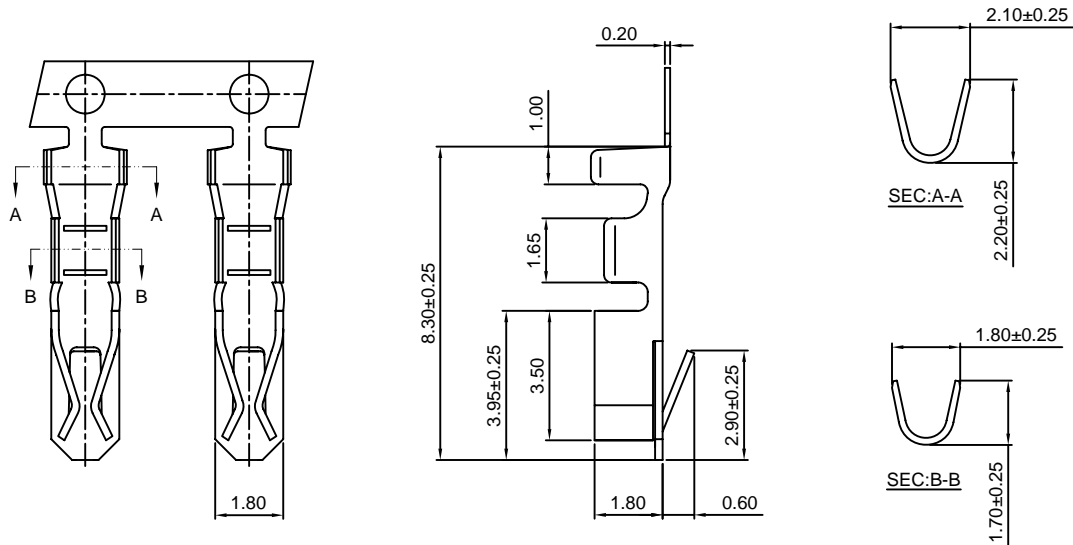


A2512F-T

2.50mm Pitch Crimp Terminal

Reference Informations:

*Used in CJT A2512HF-XP series Housing



Ordering information & Specifications:

Unit:mm

Part NO.	Wire Range	Insulation O.D.	Material	Finish	Qty/reel
A2512F-TP	AWG#22-#28	1.70mm(max)	Phosphor Bronze	Tin over Nickel	10,000 PCS
A2512F-GP	AWG#22-#28	1.70mm(max)	Phosphor Bronze	Gold over Nickel	10,000 PCS

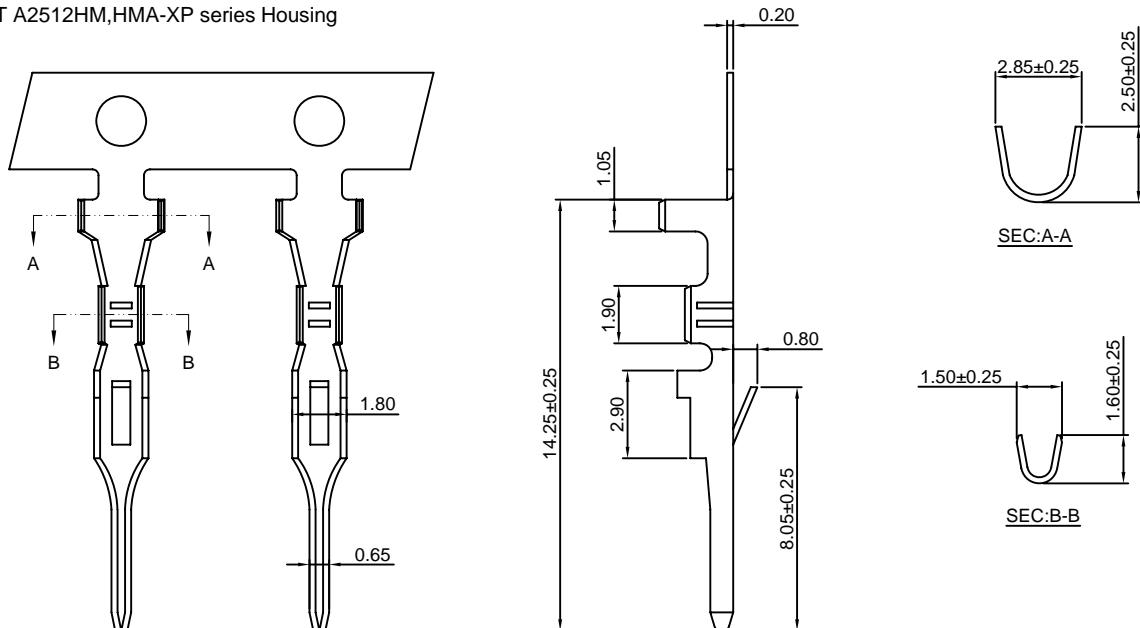
Optional Gold plating available but MOQ requested

A2512M-T

2.50mm Pitch Crimp Terminal

Reference Informations:

*Used in CJT A2512HM,HMA-XP series Housing



Ordering information & Specifications:

Unit:mm

Part NO.	Wire Range	Insulation O.D.	Material	Finish	Qty/reel
A2512M-TP	AWG#22-#28	1.70mm(max)	Phosphor Bronze	Tin over Nickel	10,000 PCS
A2512M-GP	AWG#22-#28	1.70mm(max)	Phosphor Bronze	Gold over Nickel	10,000 PCS

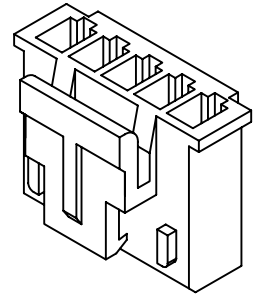
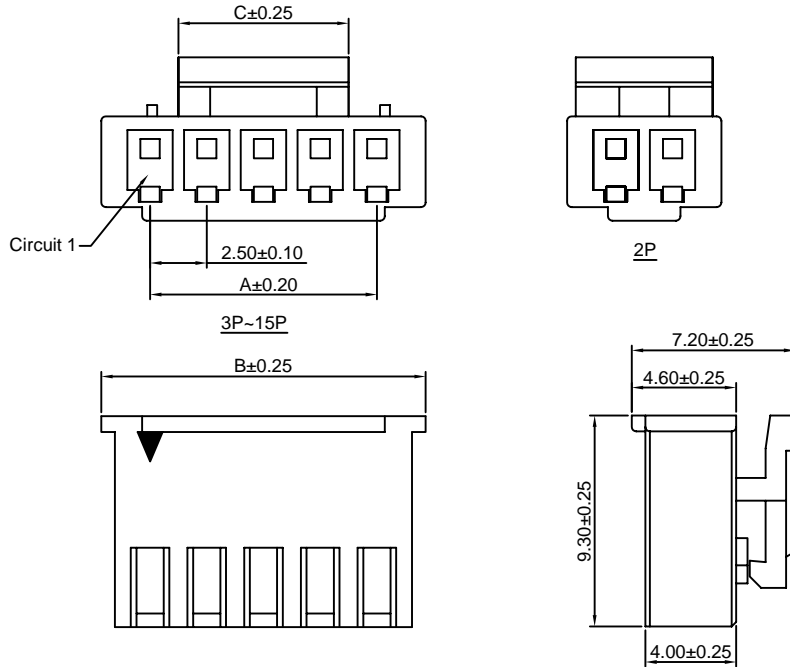
Optional Gold plating available but MOQ requested

A2512H-XP

2.50mm Pitch Housing

Reference Informations:

- *Material:Nylon 66 , UL94V-0
- *Suitable CJT A2501-T(-A) series Terminal
- *Mates with CJTA2512WV,WR,WV-S,WR-S-XP,A2512WV-F-XP-H, A2512WVA,WRA,WVRA-XP,A2512WVA-F-XP,A2512WVT-XP series Wafer
- *Color:White



Ordering Information:
A2512H-XP - ***
1 2

- 1.Part No.
- 2.Material:
(Blank):Nylon 66,UL94V-0
GWT :Nylon 66,UL94V-0 GWT 750°C

Ordering Information & Dimensions:

PART NO.	Dimensions		
	A	B	C
2P	2.50	6.80	5.00
3P	5.00	9.30	5.00
4P	7.50	11.80	5.00
5P	10.00	14.30	7.50
6P	12.50	16.80	10.00
7P	15.00	19.30	12.50
8P	17.50	21.80	15.00
9P	20.00	24.30	17.50
10P	22.50	26.80	20.00
11P	25.00	29.30	22.00
12P	27.50	31.80	22.50
13P	30.00	34.30	22.50
14P	32.50	36.80	25.00
15P	35.00	39.30	27.50

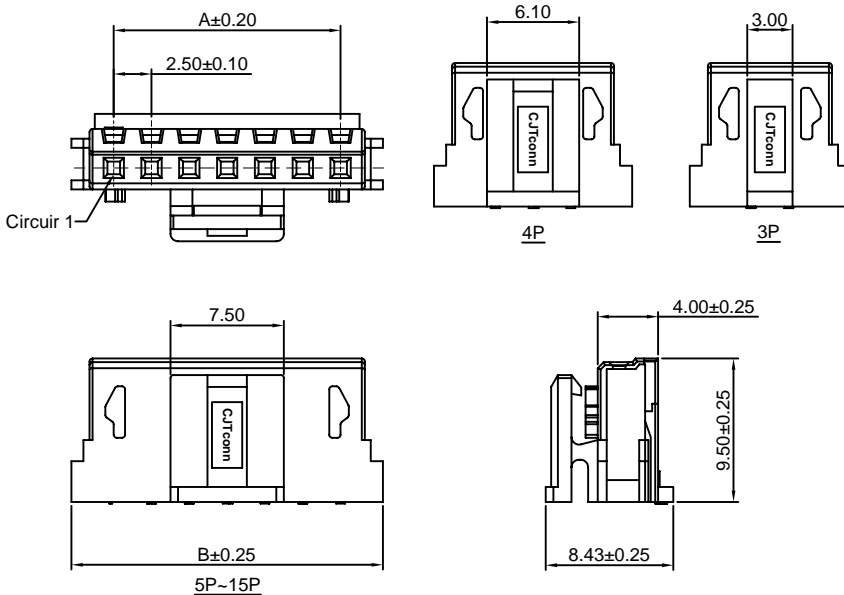
Unit: mm

A2512HA-XP

2.50mm Pitch Housing

Reference Informations:

- *Material:Nylon 66 , UL94V-0
- *Suitable CJT A2501-T(-A) series Terminal
- *Mates with CJTA2512WV,WR,WV-S,WR-S-XP,A2512WV-F-XP-H, A2512WVA,WRA,WVRA-XP,A2512WVA-F-XP,A2512WVT-XP series Wafer or A2512SA,SB-XP series Retainer
- *Color:White



Ordering Information:
A2512HA-XP - *** - **
1 2 3

- 1.Part No.
- 2.Color:
(Blank):White
RD:Red
YL:Yellow
BL:Blue
BK:Black
GN:Green
- 3.Material:
(Blank):Nylon 66,UL94V-0
GWT:Nylon 66,UL94V-0,GWT 750°C

Ordering Information & Dimensions:

PART NO.	Dimensions	
	A	B
3P	5.00	10.60
4P	7.50	13.10
5P	10.00	15.60
6P	12.50	18.10
7P	15.00	20.60
8P	17.50	23.10
9P	20.00	25.60
10P	22.50	28.10
11P	25.00	30.60
12P	27.50	33.10
13P	30.00	35.60
14P	32.50	38.10
15P	35.00	40.60

Unit: mm

A2512HB-XP

2.50mm Pitch Housing

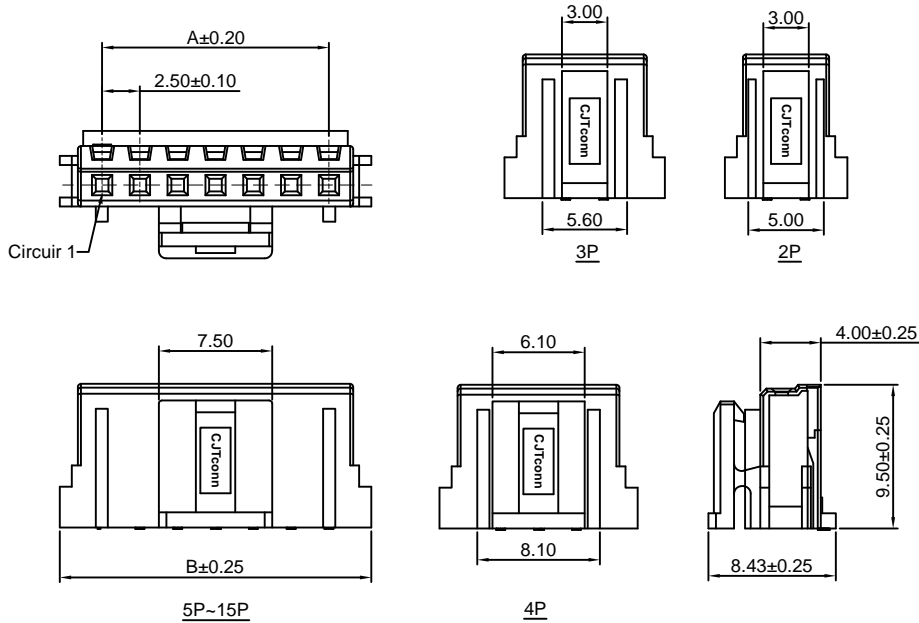
Reference Informations:

- *Material:Nylon 66,UL94V-0
- *Suitable CJT A2501-T(-A) series Terminal
- *Mates with CJTA2512WV,WR,WV-S,WR-S-XP,A2512WV-F-XP-H,A2512WVA,WRA,WVRA-XP,A2512WVA-F-XP,A2512WVT-XP series Wafer or A2512HMA-XP series Housing or A2512SA,SB-XP series Retainer
- *Color:White

Ordering Information:

A2512HB-XP - *** - **
1 2 3

- 1.Part No.
- 2.Material:
(Blank):Nylon 66,UL94V-0
GWT:Nylon 66,UL94V-0,GWT 750°C
- 3.Color:
(Blank):White
RD:Red
YL:Yellow
BL:Blue
BK:Black
GN:Green



Ordering Information & Dimensions:

PART NO.	Dimensions	
	A	B
2P	2.50	8.10
3P	5.00	10.60
4P	7.50	13.10
5P	10.00	15.60
6P	12.50	18.10
7P	15.00	20.60
8P	17.50	23.10
9P	20.00	25.60
10P	22.50	28.10
11P	25.00	30.60
12P	27.50	33.10
13P	30.00	35.60
14P	32.50	38.10
15P	35.00	40.60

Unit: mm

A2512HF-XP

2.50mm Pitch Housing

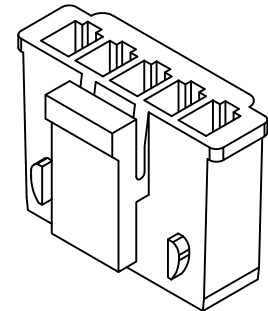
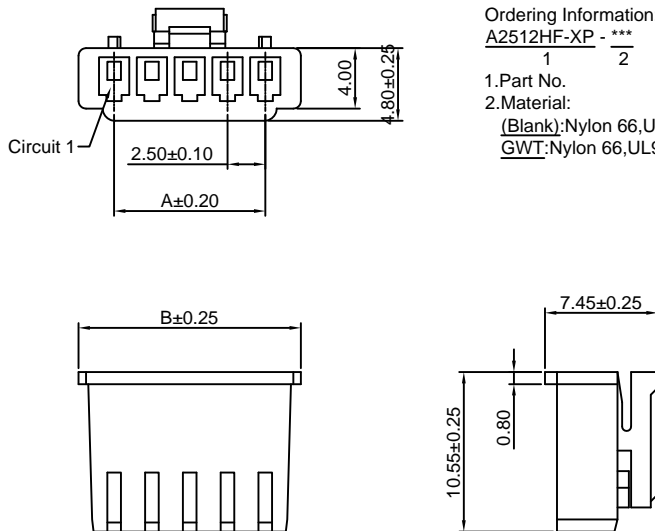
Reference Informations:

- *Material:Nylon 66,UL94V-0
- *Suitable CJT A2512F-T series Terminal
- *Mates with CJT A2512HM-XP series Housing
- *Color:White

Ordering Information:

A2512HF-XP - ***
1 2

- 1.Part No.
- 2.Material:
(Blank):Nylon 66,UL94V-0
GWT:Nylon 66,UL94V-0,GWT 750°C



Ordering Information & Dimensions:

PART NO.	Dimensions	
	A	B
2P	2.50	7.20
3P	5.00	9.70
4P	7.50	12.20
5P	10.00	14.70
6P	12.50	17.20
7P	15.00	19.70
8P	17.50	22.20
9P	20.00	24.70
10P	22.50	27.20
11P	25.00	29.70
12P	27.50	32.20
13P	30.00	34.70
14P	32.50	37.20
15P	35.00	39.70

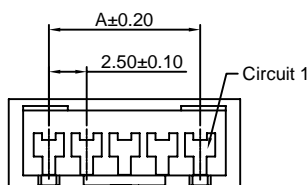
Unit: mm

A2512HM-XP

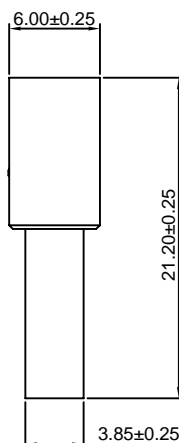
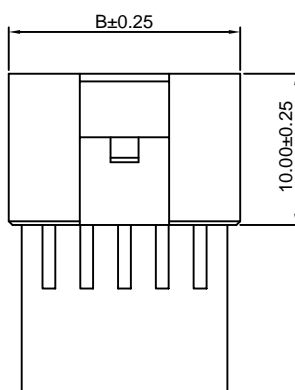
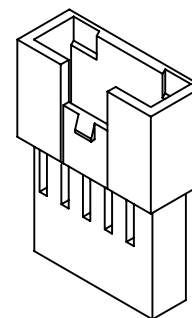
2.50mm pitch Housing

Reference Informations:

- *Material:Nylon 66 , UL94V-0
- *Suitable CJT A2512M-T series Terminal
- *Mates with CJT A2512HF-XP series Housing
- *Color:White

**Ordering Information:**

- A2512HM-XP - ***
1 2
- 1.Part No.
 - 2.Material:
(Blank):Nylon 66,UL94V-0
GWT :Nylon 66,UL94V-0 GWT 750 °C

**Ordering Information & Dimensions:**

PART NO.	Dimensions	
	A	B
2P	2.50	7.88
3P	5.00	10.38
4P	7.50	12.88
5P	10.00	15.38
6P	12.50	17.88
7P	15.00	20.38
8P	17.50	22.88
9P	20.00	25.38
10P	22.50	27.88
11P	25.00	30.38
12P	27.50	32.88
13P	30.00	35.38
14P	32.50	37.88
15P	35.00	40.38

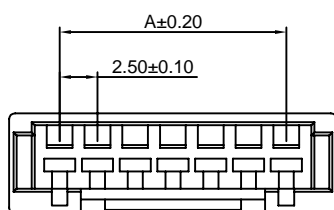
Unit: mm

A2512HMA-XP

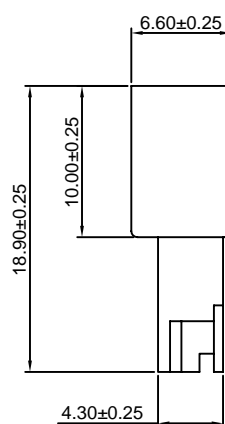
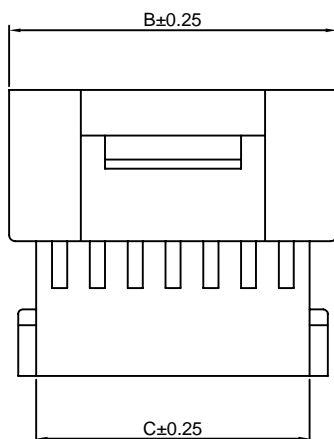
2.50mm pitch Housing

Reference Informations:

- *Material:Nylon 66 , UL94V-0
- *Suitable CJT A2512M-T series Terminal
- *Mates with CJT A2512HB-XP series Housing or A2512SA-XP series Retainer
- *Color:White

**Ordering Information:**

- A2512HMA-XP - ***
1 2
- 1.Part No.
 - 2.Material:
(Blank):Nylon 66,UL94V-0
GWT :Nylon 66,UL94V-0 GWT 750 °C

**Ordering Information & Dimensions:**

PART NO.	Dimensions		
	A	B	C
2P	2.50	9.20	5.60
3P	5.00	11.70	8.10
4P	7.50	14.20	10.60
5P	10.00	16.70	13.10
6P	12.50	19.20	15.60
7P	15.00	21.70	18.10
8P	17.50	24.20	20.60
9P	20.00	26.70	23.10
10P	22.50	29.20	25.60
11P	25.00	31.70	28.10
12P	27.50	34.20	30.60
13P	30.00	36.70	33.10
14P	32.50	39.20	35.60
15P	35.00	41.70	38.10

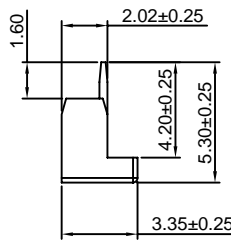
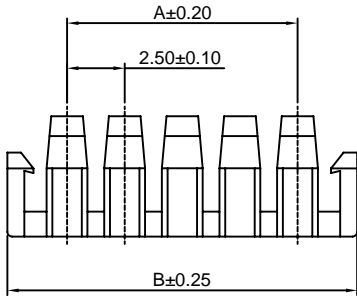
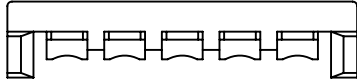
Unit: mm

A2512SA-XP

2.50mm Pitch Retainer

Reference Informations:

- *Material:Nylon 66 , UL94V-0
- *Mates with CJT A2501HB-XP,A2512HA,HB,HMA-XP series Housing
- *Color:White



Ordering Information:

A2512SA-XP - ***
1 2

- 1.Part No.
- 2.Material:
(Blank):Nylon 66,UL94V-0
GWT :Nylon 66,UL94V-0,GWT 750 °C

Ordering Information & Dimensions:

PART NO.	Dimensions	
	A	B
2P	2.50	8.00
3P	5.00	10.50
4P	7.50	13.00
5P	10.00	15.50
6P	12.50	18.00
7P	15.00	20.50
8P	17.50	23.00
9P	20.00	25.50
10P	22.50	28.00
11P	25.00	30.50
12P	27.50	33.00
13P	30.00	35.50
14P	32.50	38.00
15P	35.00	40.50

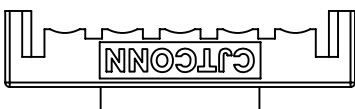
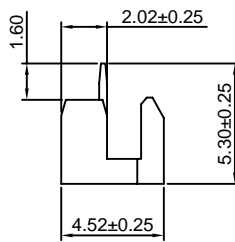
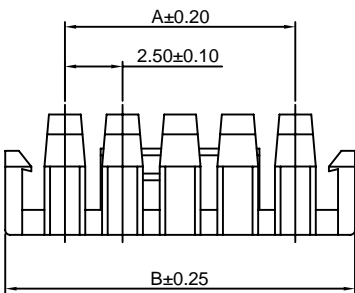
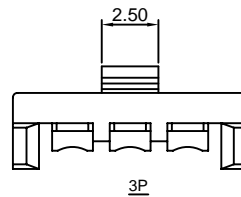
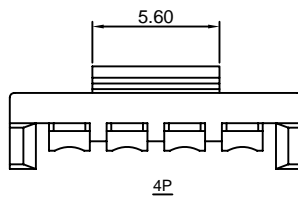
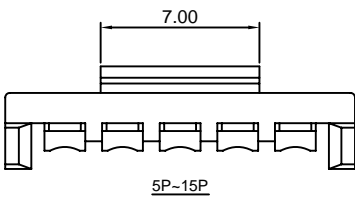
Unit: mm

A2512SB-XP

2.50mm Pitch Retainer

Reference Informations:

- *Material:Nylon 66 , UL94V-0
- *Mates with CJT A2512HA,HB-XP series Housing
- *Color:Red



Ordering Information:

A2512SB-XP - ***
1 2

- 1.Part No.
- 2.Material:
(Blank):Nylon 66,UL94V-0
GWT :Nylon 66,UL94V-0,GWT 750 °C

Ordering Information & Dimensions:

PART NO.	Dimensions	
	A	B
3P	5.00	10.50
4P	7.50	13.00
5P	10.00	15.50
6P	12.50	18.00
7P	15.00	20.50
8P	17.50	23.00
9P	20.00	25.50
10P	22.50	28.00
11P	25.00	30.50
12P	27.50	33.00
13P	30.00	35.50
14P	32.50	38.00
15P	35.00	40.50

Unit: mm

A2512WV-XP

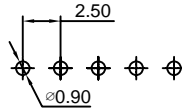
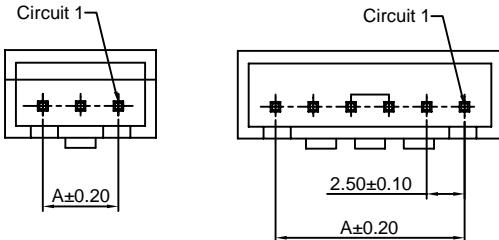
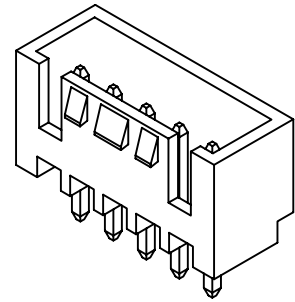
2.50mm pitch 180° Wafer

Reference Informations:

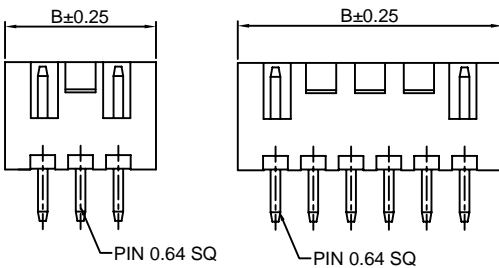
- *Material:Pin:Brass/Tin over Nickel
Insulator:Nylon 66,UL94V-0
- *Mates with CJT A2512H,HA,HB-XP series Housing
- *Color:White

Ordering Information:
A2512WV-XP - *** - **
1 2 3

- 1.Part No.
- 2.Material:
(Blank):Nylon 66,UL94V-0
GWT:Nylon 66,UL94V-0,GWT 750 °C
- 3.Finish:
(blank):Tin over Nickel
G:Gold over Nickel

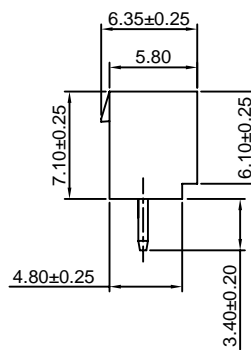


P.C.B LAYOUT



2P~4P

5P~15P



Ordering Information & Dimensions:

PART NO.	Dimensions	
	A	B
2P	2.50	7.50
3P	5.00	10.00
4P	7.50	12.50
5P	10.00	15.00
6P	12.50	17.50
7P	15.00	20.00
8P	17.50	22.50
9P	20.00	25.00
10P	22.50	27.50
11P	25.00	30.00
12P	27.50	32.50
13P	30.00	35.00
14P	32.50	37.50
15P	35.00	40.00

Unit: mm

A2512WR-XP

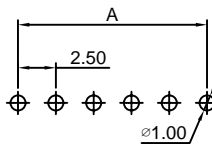
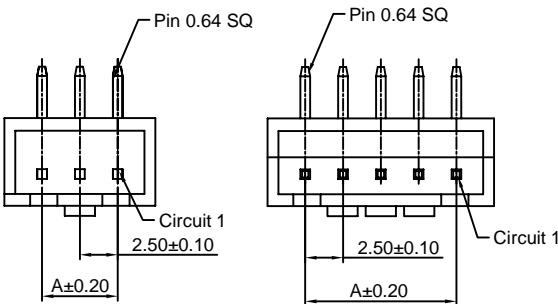
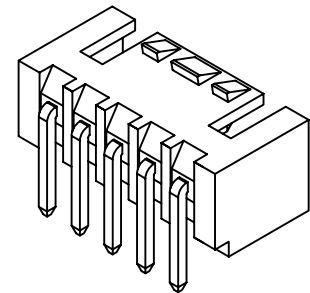
2.50mm pitch 90° Wafer

Reference Informations:

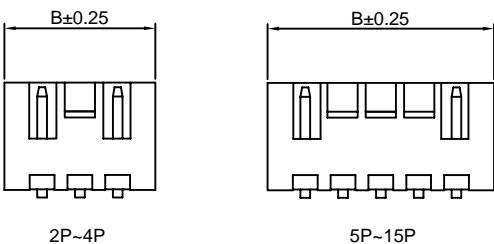
- *Material:Pin:Brass/Tin over Nickel
Insulator:Nylon 66,UL94V-0
- *Mates with CJT A2512H,HA,HB-XP series Housing
- *Color:White

Ordering Information:
A2512WR-XP - *** - **
1 2 3

- 1.Part No.
- 2.Material:
(Blank):Nylon 66,UL94V-0
GWT:Nylon 66,UL94V-0,GWT 750 °C
- 3.Finish:
(blank):Tin over Nickel
G:Gold over Nickel

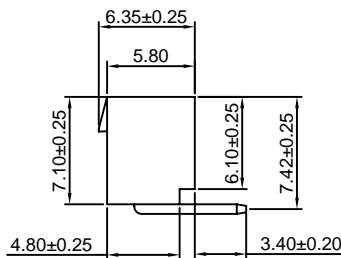


P.C.B LAYOUT



2P~4P

5P~15P



Ordering Information & Dimensions:

PART NO.	Dimensions	
	A	B
2P	2.50	7.50
3P	5.00	10.00
4P	7.50	12.50
5P	10.00	15.00
6P	12.50	17.50
7P	15.00	20.00
8P	17.50	22.50
9P	20.00	25.00
10P	22.50	27.50
11P	25.00	30.00
12P	27.50	32.50
13P	30.00	35.00
14P	32.50	37.50
15P	35.00	40.00

Unit: mm

A2512WV-S-XP

2.50mm pitch 180° Wafer-SMT TYPE

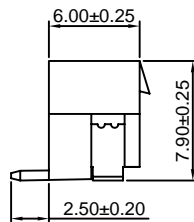
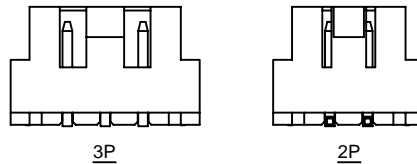
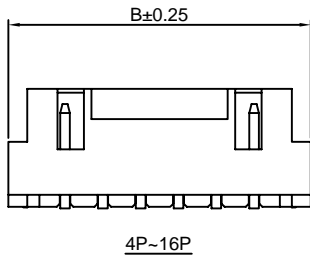
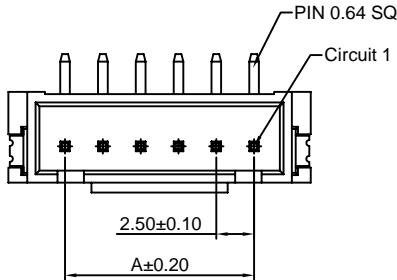
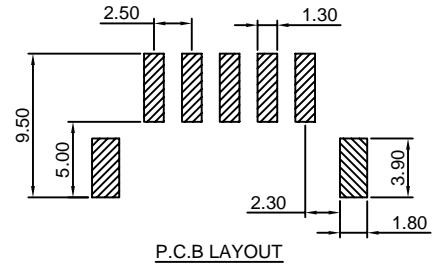
Reference Informations:

- *Material: Pin: Phosphor bronze/Tin over Nickel
Insulator: LCP, UL94V-0
- *Mates with CJT A2512H, HA, HB-XP series Housing
- *Color: Ivory

Ordering Information:

A2512WV-S-XP - *** - **
1 2 3

1. Part No.
2. Material:
(Blank): LCP, UL94V-0
GWT: LCP, UL94V-0, GWT 750 °C
3. Finish:
(blank): Tin over Nickel
G: Gold over Nickel



Ordering Information & Dimensions:

PART NO.	Dimensions	
	A	B
2P	2.50	10.00
3P	5.00	12.50
4P	7.50	15.00
5P	10.00	17.50
6P	12.50	20.00
7P	15.00	22.50
8P	17.50	25.00
9P	20.00	27.50
10P	22.50	30.00
11P	25.00	32.50
12P	27.50	35.00
13P	30.00	37.50
14P	32.50	40.00
15P	35.00	42.50
16P	37.50	45.00

Unit: mm

A2512WR-S-XP

2.50mm pitch 90° Wafer-SMT TYPE

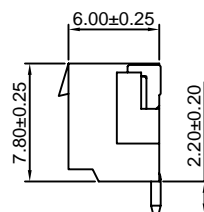
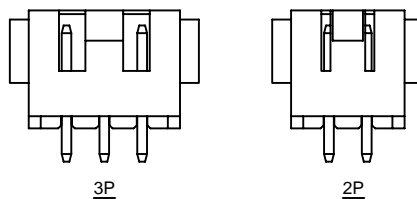
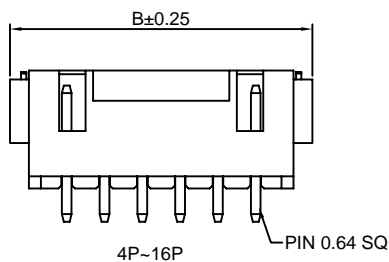
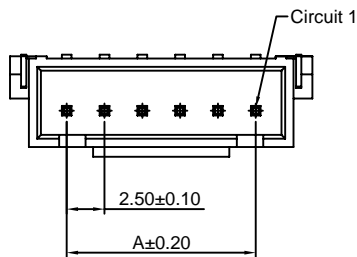
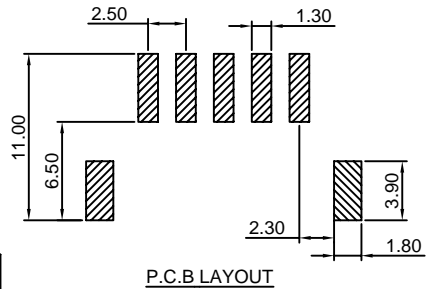
Reference Informations:

- *Material: Pin: Phosphor bronze/Tin over Nickel
Insulator: LCP, UL94V-0
- *Mates with CJT A2512H, HA, HB-XP series Housing
- *Color: Ivory

Ordering Information:

A2512WR-S-XP - *** - **
1 2 3

1. Part No.
2. Material:
(Blank): LCP, UL94V-0
GWT: LCP, UL94V-0, GWT 750 °C
3. Finish:
(blank): Tin over Nickel
G: Gold over Nickel



Ordering Information & Dimensions:

PART NO.	Dimensions	
	A	B
2P	2.50	10.00
3P	5.00	12.50
4P	7.50	15.00
5P	10.00	17.50
6P	12.50	20.00
7P	15.00	22.50
8P	17.50	25.00
9P	20.00	27.50
10P	22.50	30.00
11P	25.00	32.50
12P	27.50	35.00
13P	30.00	37.50
14P	32.50	40.00
15P	35.00	42.50
16P	37.50	45.00

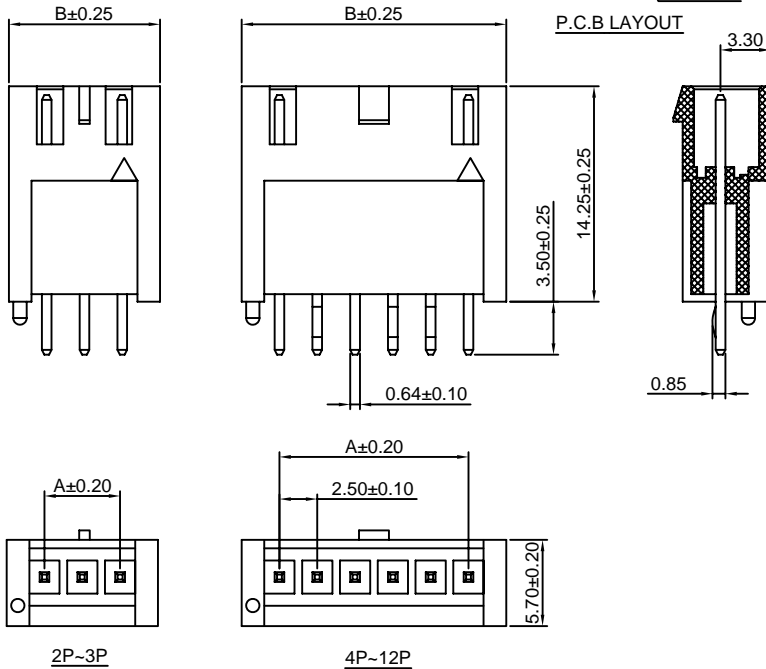
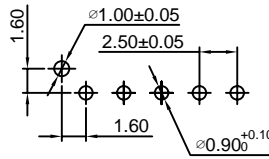
Unit: mm

A2512WV-F-XP-H

2.50mm pitch 180° Wafer-High box type

Reference Informations:

- *Material: Pin: Brass/Tin over Nickel
Insulator: Nylon 66, UL94V-0
- *Mates with CJT A2512H, HA, HB-XP series Housing
- *Color: White



Ordering Information:

A2512WV-F-XP-H - ^{***}/₂ - ^{**}/₃ - ^{**}/₄

- Part No.
- Material:
(Blank): Nylon 66, UL94V-0
GWT: Nylon 66, UL94V-0, GWT 750 °C
- Color:
(blank): White
BL: Blue
BK: Black
RD: Red
YL: Yellow
GN: Green
- Finish:
(blank): Tin over Nickel
G: Gold over Nickel

Ordering Information & Dimensions:

PART NO.	Dimensions	
	A	B
2P	2.50	7.50
3P	5.00	10.00
4P	7.50	12.50
5P	10.00	15.00
6P	12.50	17.50
7P	15.00	20.00
8P	17.50	22.50
9P	20.00	25.00
10P	22.50	27.50
11P	25.00	30.00
12P	27.50	32.50

Unit: mm

A2512WVA-XP

2.50mm pitch 180° Wafer

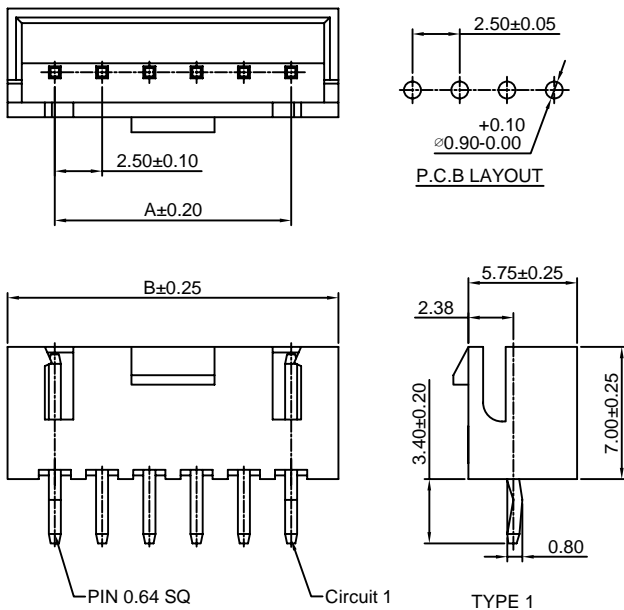
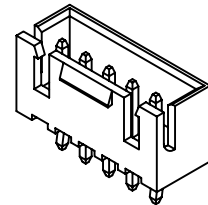
Reference Informations:

- *Material: Pin: Brass/Tin over Nickel
Insulator: Nylon 66, UL94V-0
- *Mates with CJT A2512H, HA, HB-XP, A2501H-XP series Housing
- *Color: White

Ordering Information:

A2512WVA-XP - ^{*}/₂ - ^{***}/₃ - ^{**}/₄ - ^{**}/₅

- Part No
- Style:
(blank) : Type 1
2 : Type 2
- Material:
(Blank): Nylon 66, UL94V-0
GWT: Nylon 66, UL94V-0, GWT 750 °C
- Color:
(blank): White
BL: Blue
BK: Black
RD: Red
YL: Yellow
GN: Green
- Finish:
(blank): Tin over Nickel
G: Gold over Nickel



Ordering Information & Dimensions:

PART NO.	Dimensions	
	A	B
3P	5.00	10.00
4P	7.50	12.50
5P	10.00	15.00
6P	12.50	17.50
7P	15.00	20.00
8P	17.50	22.50
9P	20.00	25.00
10P	22.50	27.50
11P	25.00	30.00
12P	27.50	32.50
13P	30.00	35.00
14P	32.50	37.50
15P	35.00	40.00
16P	37.50	42.50
17P	40.00	45.00
18P	42.50	47.50
19P	45.00	50.00
20P	47.50	52.50

Unit: mm

A2512WRA-XP

2.50mm pitch 90° Wafer

Reference Informations:

*Material:Pin:Brass/Tin over Nickel
Insulator:Nylon 66,UL94V-0

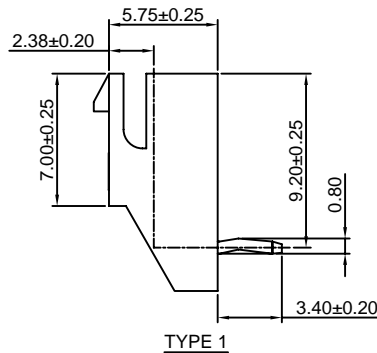
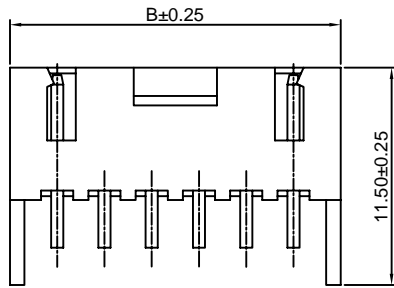
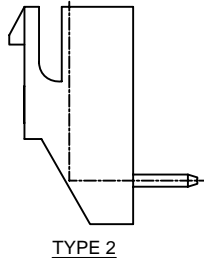
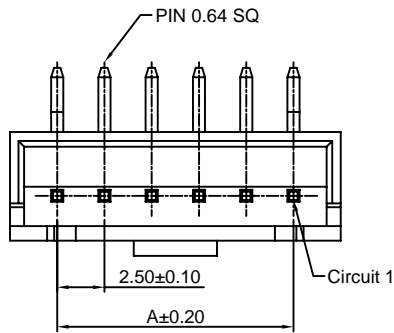
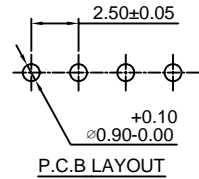
*Mates with CJT A2512H,HA,HB-XP,A2501H-XP series Housing

*Color:White

Ordering Information:

A2512WRA-XP - * - *** - ** - **
1 2 3 4 5

- Part No
- Style:
(blank):Type 1
2:Type 2
- Material:
(Blank):Nylon 66,UL94V-0
GWT:Nylon 66,UL94V-0,GWT 750 °C
- Color:
(blank):White
BL:Blue
BK:Black
RD:Red
YL:Yellow
GN:Green
- Finish:
(blank):Tin over Nickel
G:Gold over Nickel



Ordering Information & Dimensions:

PART NO.	Dimensions	
	A	B
3P	5.00	10.00
4P	7.50	12.50
5P	10.00	15.00
6P	12.50	17.50
7P	15.00	20.00
8P	17.50	22.50
9P	20.00	25.00
10P	22.50	27.50
11P	25.00	30.00
12P	27.50	32.50
13P	30.00	35.00
14P	32.50	37.50
15P	35.00	40.00
16P	37.50	42.50
17P	40.00	45.00
18P	42.50	47.50
19P	45.00	50.00
20P	47.50	52.50

Unit: mm

A2512WVA-F-XP

2.50mm pitch 180° Wafer - With Boss

Reference Informations:

*Material:Pin:Brass/Tin over Nickel
Insulator:Nylon 66,UL94V-0

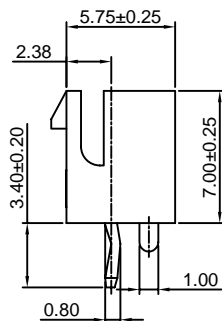
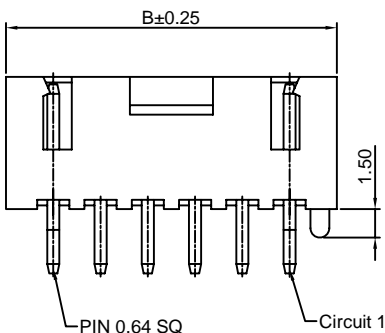
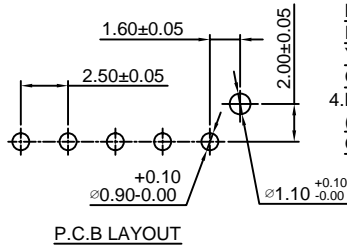
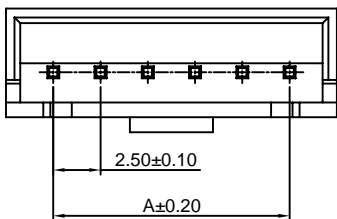
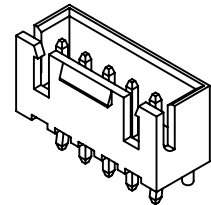
*Mates with CJT A2512H,HA,HB-XP,A2501H-XP series Housing

*Color:White

Ordering Information:

A2512WVA-F-XP - *** - ** - **
1 2 3 4

- Part No
- Material:
(Blank):Nylon 66,UL94V-0
GWT:Nylon 66,UL94V-0,GWT 750 °C
- Color:
(blank):White
BL:Blue
BK:Black
RD:Red
YL:Yellow
GN:Green
- Finish:
(blank):Tin over Nickel
G:Gold over Nickel



Ordering Information & Dimensions:

PART NO.	Dimensions	
	A	B
3P	5.00	10.00
4P	7.50	12.50
5P	10.00	15.00
6P	12.50	17.50
7P	15.00	20.00
8P	17.50	22.50
9P	20.00	25.00
10P	22.50	27.50
11P	25.00	30.00
12P	27.50	32.50
13P	30.00	35.00
14P	32.50	37.50
15P	35.00	40.00
16P	37.50	42.50
17P	40.00	45.00
18P	42.50	47.50
19P	45.00	50.00
20P	47.50	52.50

Unit: mm

A2512WVRA-XP

2.50mm pitch 90° Wafer

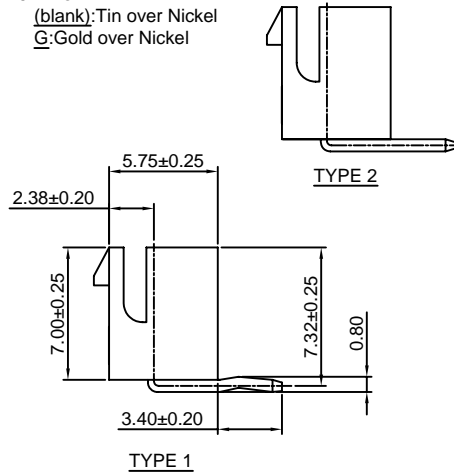
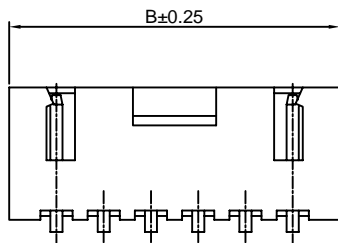
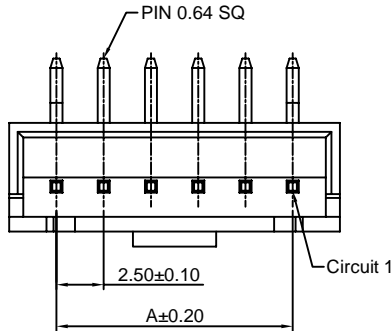
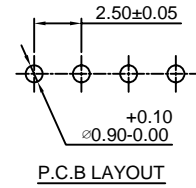
Reference Informations:

- *Material: Pin: Brass/Tin over Nickel
Insulator: Nylon 66, UL94V-0
- *Mates with CJT A2512H, HA, HB-XP, A2501H-XP series Housing
- *Color: White

Ordering Information:

A2512WVRA-XP - * - *** - ** - **
1 2 3 4 5

1. Part No
2. Style:
(blank) : Type 1
2 : Type 2
3. Material:
(Blank): Nylon 66, UL94V-0
GWT: Nylon 66, UL94V-0, GWT 750 °C
4. Color:
(blank): White
BL: Blue
BK: Black
RD: Red
YL: Yellow
GN: Green
5. Finish:
(blank): Tin over Nickel
G: Gold over Nickel



Ordering Information & Dimensions:

PART NO.	Dimensions	
	A	B
3P	5.00	10.00
4P	7.50	12.50
5P	10.00	15.00
6P	12.50	17.50
7P	15.00	20.00
8P	17.50	22.50
9P	20.00	25.00
10P	22.50	27.50
11P	25.00	30.00
12P	27.50	32.50
13P	30.00	35.00
14P	32.50	37.50
15P	35.00	40.00
16P	37.50	42.50
17P	40.00	45.00
18P	42.50	47.50
19P	45.00	50.00
20P	47.50	52.50

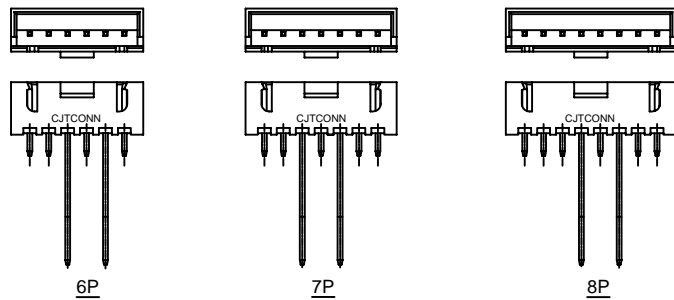
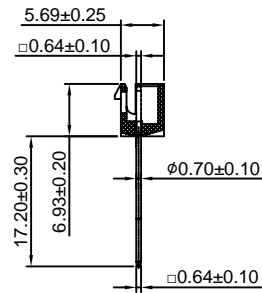
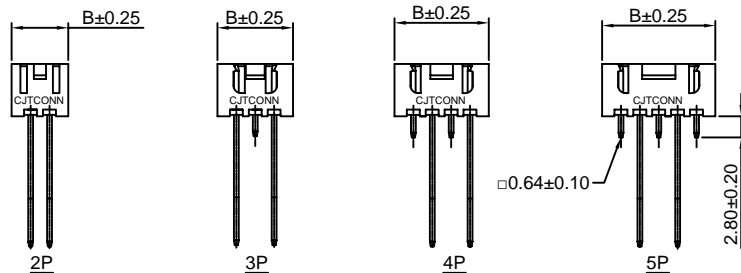
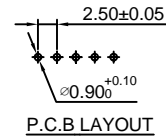
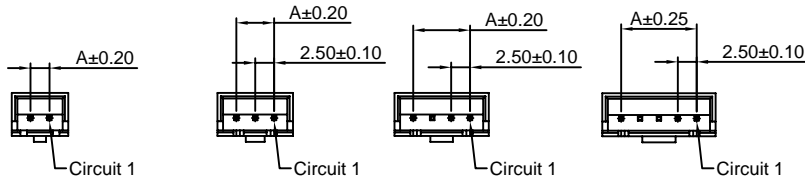
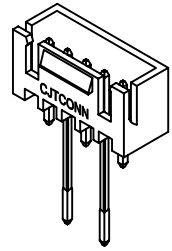
Unit: mm

A2512WVT-XP

2.50mm pitch 180° Wafer ON RADIAL-TAPE

Reference Informations:

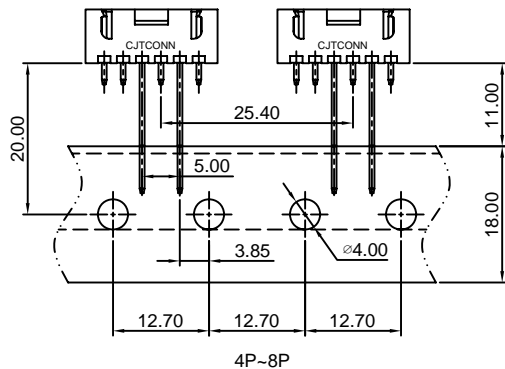
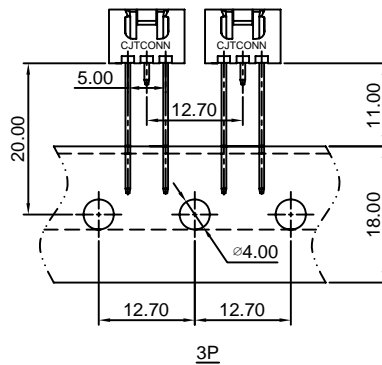
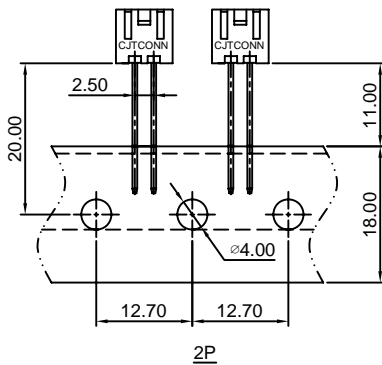
- *Material: Pin: Brass/Tin over Nickel
Insulator: Nylon 66, UL94V-0
- *Mates with CJT A2512H, HA, HB-XP, A2501H-XP series Housing
- *Color: White



Ordering Information:

A2512WVT-XP - *** - ** - **
1 2 3 4

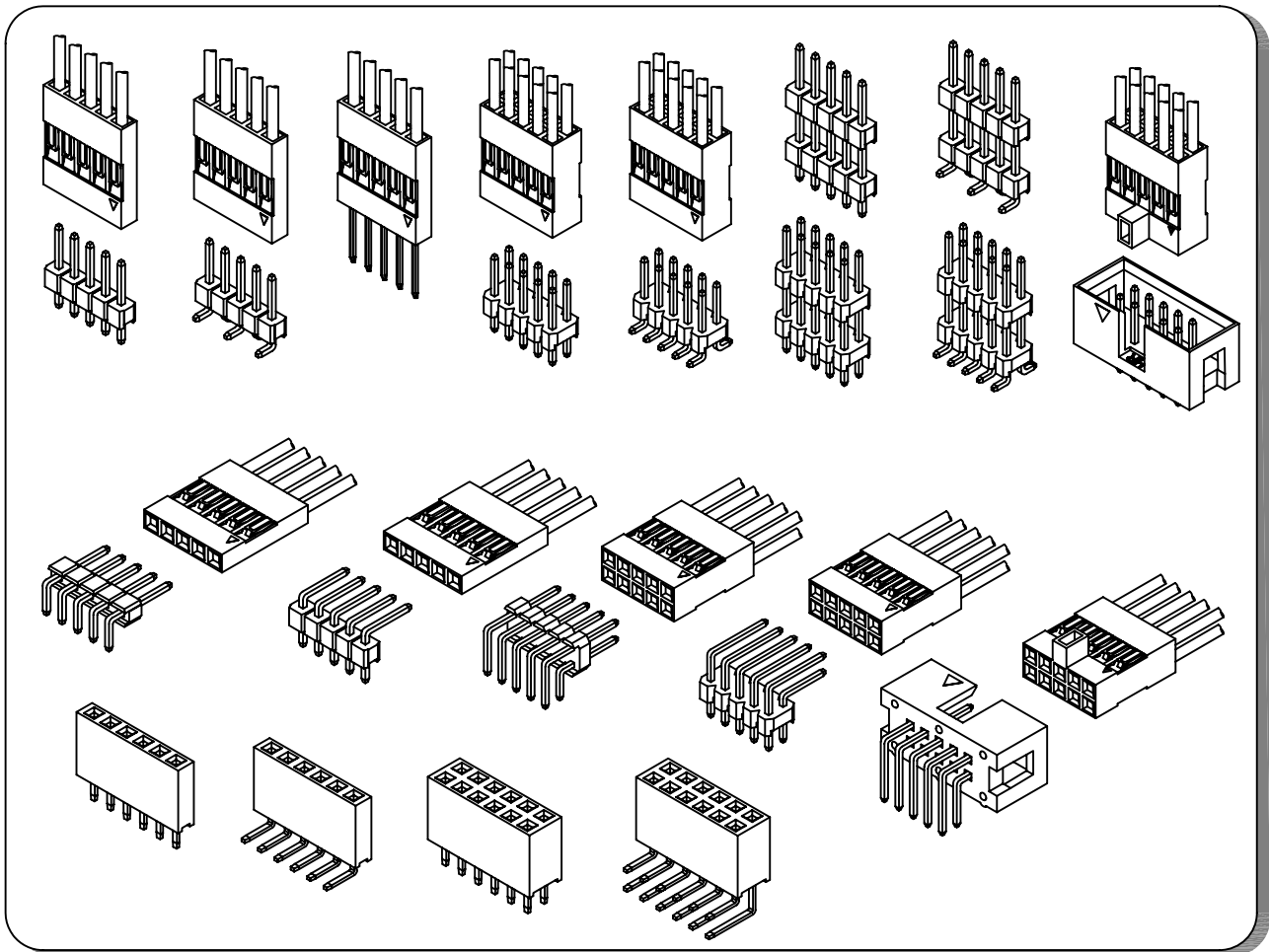
- Part No.
- Material:
(Blank): Nylon 66, UL94V-0
GWT: Nylon 66, UL94V-0, GWT 750 °C
- Color:
(blank): White BK: Black
RD: Red YL: Yellow
BL: Blue GN: Green
- Finish:
(blank): Tin over Nickel
G: Gold over Nickel



Ordering Information & Dimensions:

PART NO.	Dimensions	
	A	B
2P	2.50	7.50
3P	5.00	10.00
4P	7.50	12.50
5P	10.00	15.00
6P	12.50	17.50
7P	15.00	20.00
8P	17.50	22.50

Unit: mm



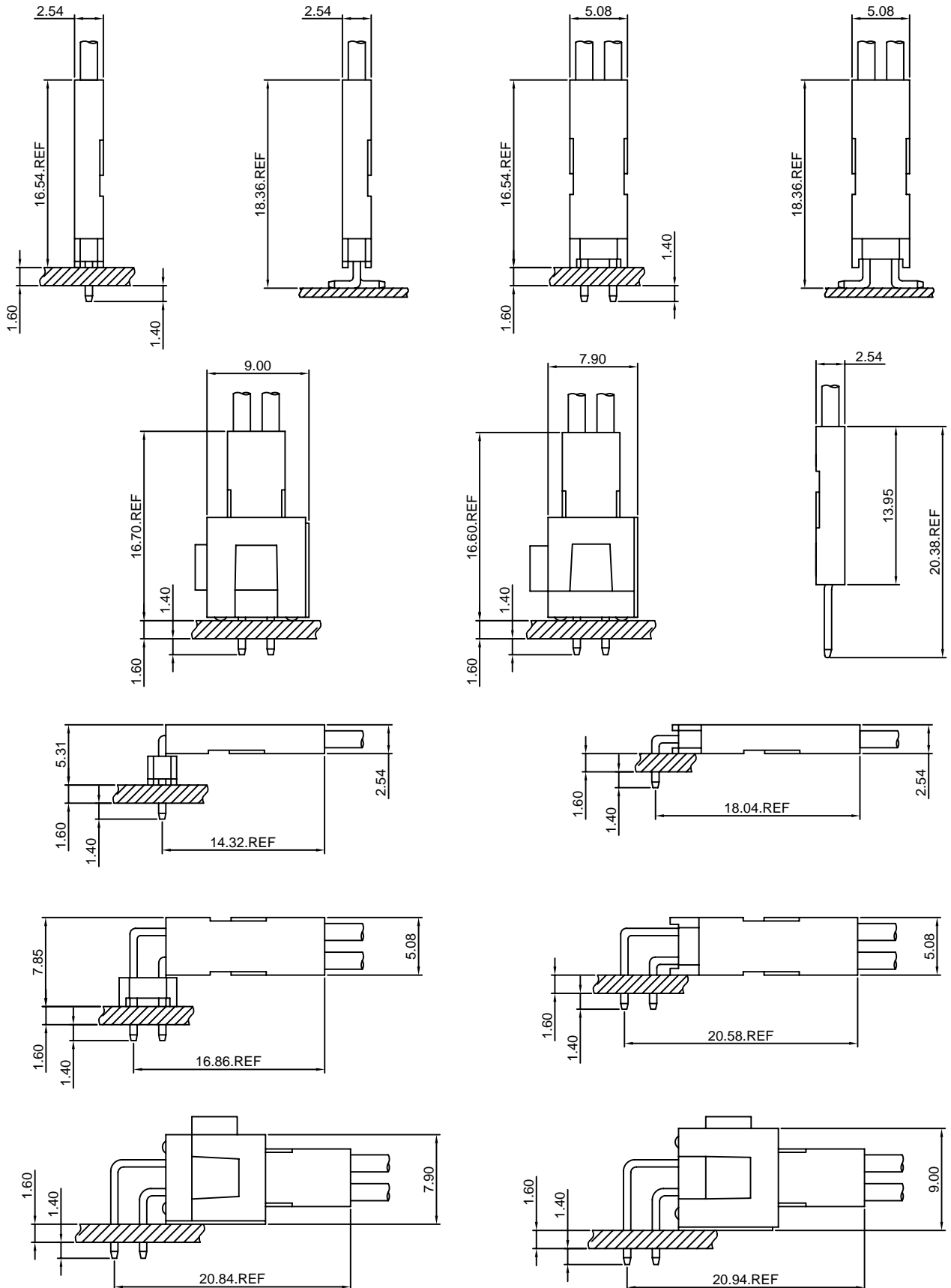
Specifications

- Current rating:3A AC,DC
- Voltage rating:250V AC,DC
- Temperature range:-40°C~+105°C
- Contact resistance:20mΩ Max.
- Insulation resistance:1000MΩ Min.
- Withstanding voltage:1500V AC/minute
- *Compliant with RoHS and REACH*
- *Meet the HF/Halogen Free,need to customize*
- *Contact CJT for details*

Standards



Assembly layout

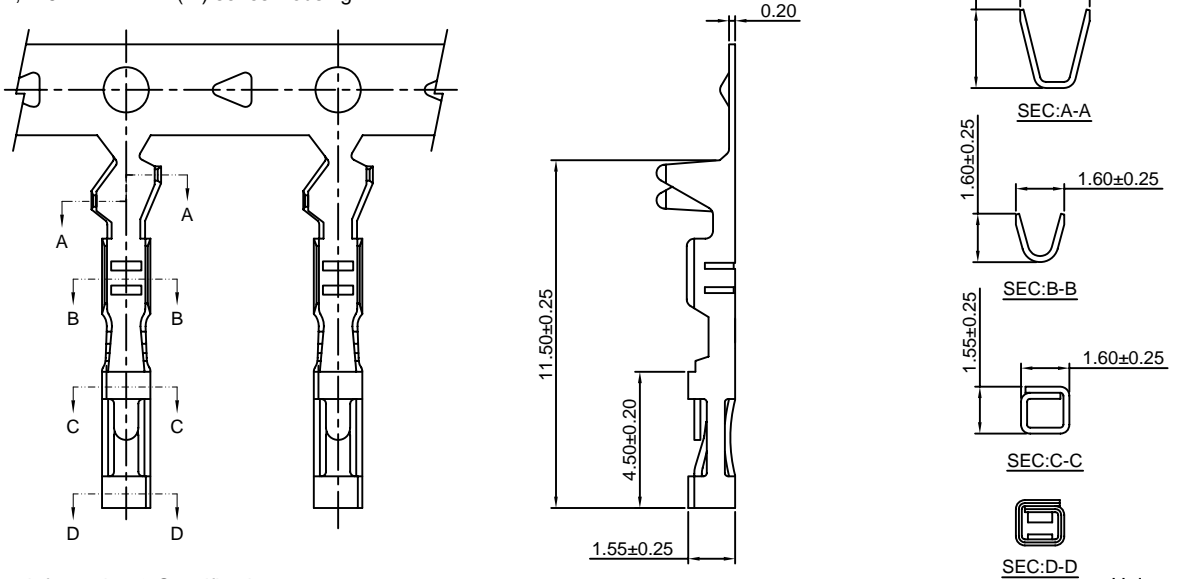


A2541-T

2.54mm Pitch Crimp Terminal

Reference Informations:

*Used in CJT A2510HF-3P-P, A2510HF-3P-R, A2541H-XP, A2541H-N-XP(-), A2541H-2xXP, A2541H-N-2xXP(-) series Housing



Ordering information & Specifications:

Part NO.	Wire Range	Insulation O.D.	Material	Finish	Qty/reel
A2541-TB	AWG#22-#26	1.63mm(max)	Brass	Tin over Nickel	10,000 PCS
A2541-TP	AWG#22-#26	1.63mm(max)	Phosphor Bronze	Tin over Nickel	10,000 PCS
A2541-GB	AWG#22-#26	1.63mm(max)	Brass	Gold over Nickel	10,000 PCS
A2541-GP	AWG#22-#26	1.63mm(max)	Phosphor Bronze	Gold over Nickel	10,000 PCS

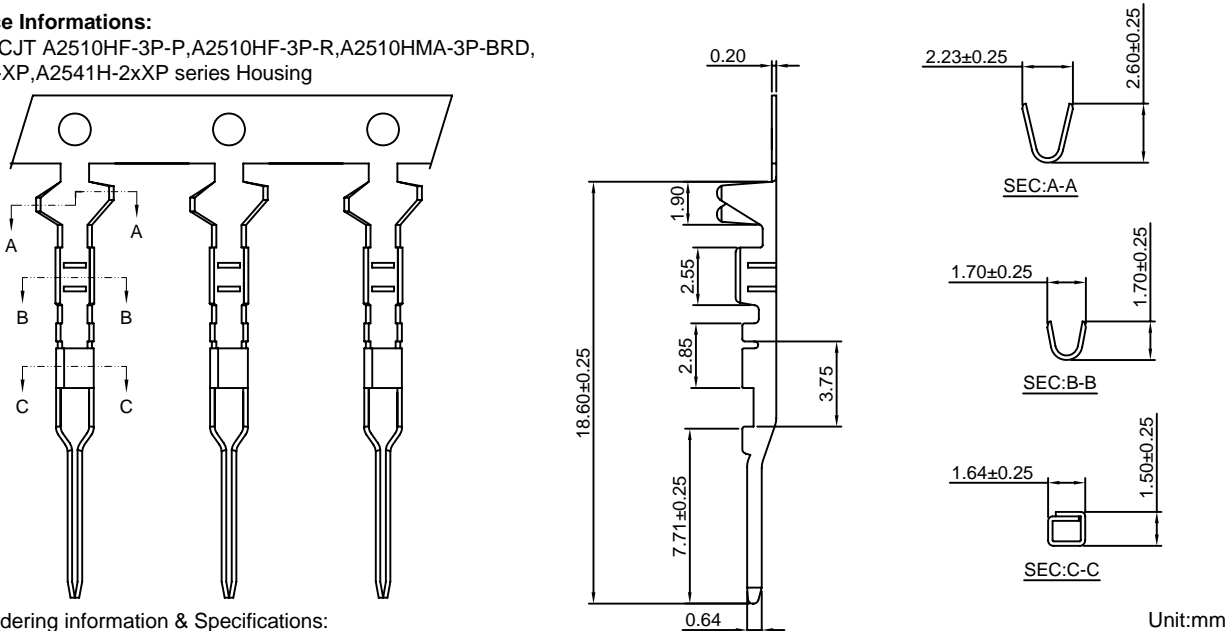
Optional Gold plating available but MOQ requested

A2541M-T

2.54mm Pitch Crimp Terminal

Reference Informations:

*Used in CJT A2510HF-3P-P, A2510HF-3P-R, A2510HMA-3P-BRD, A2541H-XP, A2541H-2xXP series Housing



Ordering information & Specifications:

Part NO.	Wire Range	Insulation O.D.	Material	Finish	Qty/reel
A2541M-TB	AWG#22-#26	1.63mm(max)	Brass	Tin over Nickel	10,000 PCS
A2541M-TP	AWG#22-#26	1.63mm(max)	Phosphor Bronze	Tin over Nickel	10,000 PCS
A2541M-GB	AWG#22-#26	1.63mm(max)	Brass	Gold over Nickel	10,000 PCS
A2541M-GP	AWG#22-#26	1.63mm(max)	Phosphor Bronze	Gold over Nickel	10,000 PCS

Optional Gold plating available but MOQ requested

A2541H-XP

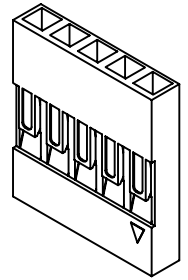
2.54mm Pitch Single Row Housing

Reference Informations:

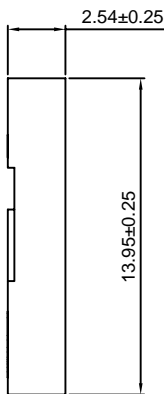
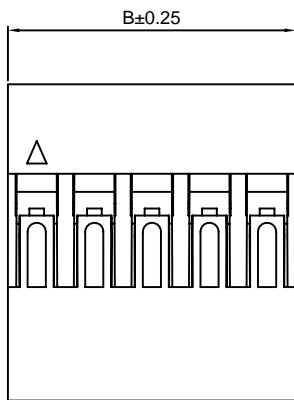
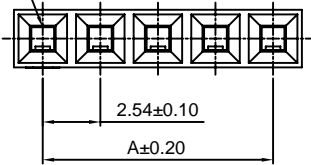
- *Material:PBT,UL94V-0
- *Suitable CJT A2541-T,A2541M-T series Terminal
- *Mates with CJT A2541WV,WR-XP,A2541WVA,WRA-XP, A2541WV-S-XP,A2541WVA-S-XP series Single row Wafer
- *Color:Black

Ordering Information:

A2541H-XP - ***
 $\frac{1}{2}$
 1.Part No.
 2.Material:
 (Blank):PBT,UL94V-0
 6T: Nylon 6T,UL94V-0
 GWT :Nylon 6T,UL94V-0 GWT 750°C



Circuit 1



Ordering Information & Dimensions:

PART NO.	Dimensions		PART NO.	Dimensions	
	A	B		A	B
1P	----	2.54	21P	50.80	53.34
2P	2.54	5.08	22P	53.34	55.88
3P	5.08	7.62	23P	55.88	58.42
4P	7.62	10.16	24P	58.42	60.96
5P	10.16	12.70	25P	60.96	63.50
6P	12.70	15.24	26P	63.50	66.04
7P	15.24	17.78	27P	66.04	68.58
8P	17.78	20.32	28P	68.58	71.12
9P	20.32	22.86	29P	71.12	73.66
10P	22.86	25.40	30P	73.66	76.20
11P	25.40	27.94	31P	76.20	78.74
12P	27.94	30.48	32P	78.74	81.28
13P	30.48	33.02	33P	81.28	83.82
14P	33.02	35.56	34P	83.82	86.36
15P	35.56	38.10	35P	86.36	88.90
16P	38.10	40.64	36P	88.90	91.44
17P	40.64	43.18	37P	91.44	93.98
18P	43.18	45.72	38P	93.98	96.52
19P	45.72	48.26	39P	96.52	99.06
20P	48.26	50.80	40P	99.06	101.60

Unit: mm

A2541H-N-XP

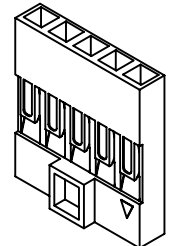
2.54mm Pitch Single Row Housing

Reference Informations:

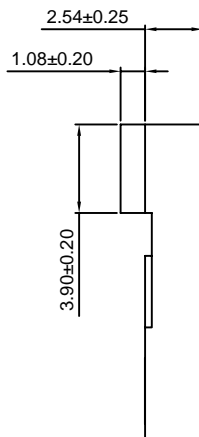
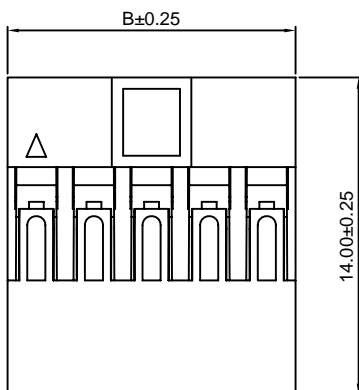
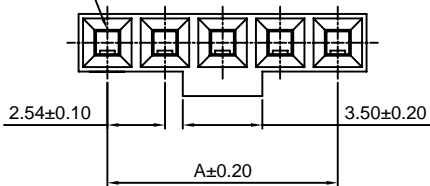
- *Material:PBT,UL94V-0
- *Suitable CJT A2541-T series Terminal
- *Mates with CJT A2541WV,WR-XP,A2541WVA,WRA-XP, A2541WV-S-XP,A2541WVA-S-XP series Single row Wafer
- *Color:Black

Ordering Information:

A2541H-N-XP - ***
 $\frac{1}{2}$
 1.Part No.
 2.Material:
 (Blank):PBT,UL94V-0
 6T: Nylon 6T,UL94V-0
 GWT :Nylon 6T,UL94V-0 GWT 750°C



Circuit 1



Ordering Information & Dimensions:

PART NO.	Dimensions		PART NO.	Dimensions	
	A	B		A	B
2P	2.54	5.14	22P	53.34	55.94
3P	5.08	7.68	23P	55.88	58.48
4P	7.62	10.22	24P	58.42	61.02
5P	10.16	12.76	25P	60.96	63.56
6P	12.70	15.30	26P	63.50	66.10
7P	15.24	17.84	27P	66.04	68.64
8P	17.78	20.38	28P	68.58	71.18
9P	20.32	22.92	29P	71.12	73.72
10P	22.86	25.46	30P	73.66	76.26
11P	25.40	28.00	31P	76.20	78.80
12P	27.94	30.54	32P	78.74	81.34
13P	30.48	33.08	33P	81.28	83.88
14P	33.02	35.62	34P	83.82	86.42
15P	35.56	38.16	35P	86.36	88.96
16P	38.10	40.70	36P	88.90	91.50
17P	40.64	43.24	37P	91.44	94.04
18P	43.18	45.78	38P	93.98	96.58
19P	45.72	48.32	39P	96.52	99.12
20P	48.26	50.86	40P	99.06	101.66
21P	50.80	53.40			

Unit: mm

A2541H-N-XP-2

2.54mm Pitch Single Row Housing

Reference Informations:

- *Material:PBT,UL94V-0
- *Suitable CJT A2541-T series Terminal
- *Mates with CJT A2541WV,WR-XP,A2541WVA,WRA-XP, A2541WV-S-XP,A2541WVA-S-XP series Single row Wafer
- *Color:Black

Ordering Information:

A2541H-N-XP-2 - ***
1 2

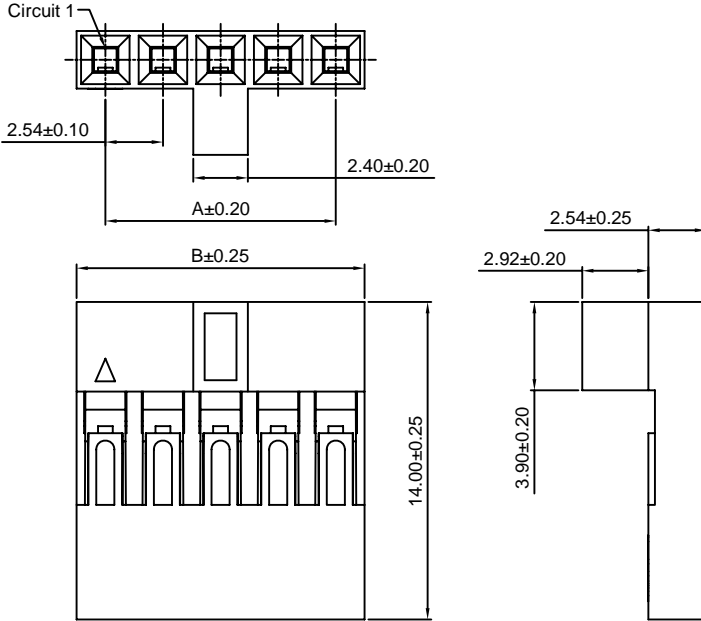
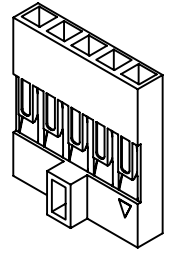
1.Part No.

2.Material:

(Blank):PBT,UL94V-0

6T: Nylon 6T,UL94V-0

GWT :Nylon 6T,UL94V-0 GWT 750 °C



Ordering Information & Dimensions:

PART NO.	Dimensions		PART NO.	Dimensions	
	A	B		A	B
2P	2.54	5.14	22P	53.34	55.94
3P	5.08	7.68	23P	55.88	58.48
4P	7.62	10.22	24P	58.42	61.02
5P	10.16	12.76	25P	60.96	63.56
6P	12.70	15.30	26P	63.50	66.10
7P	15.24	17.84	27P	66.04	68.64
8P	17.78	20.38	28P	68.58	71.18
9P	20.32	22.92	29P	71.12	73.72
10P	22.86	25.46	30P	73.66	76.26
11P	25.40	28.00	31P	76.20	78.80
12P	27.94	30.54	32P	78.74	81.34
13P	30.48	33.08	33P	81.28	83.88
14P	33.02	35.62	34P	83.82	86.42
15P	35.56	38.16	35P	86.36	88.96
16P	38.10	40.70	36P	88.90	91.50
17P	40.64	43.24	37P	91.44	94.04
18P	43.18	45.78	38P	93.98	96.58
19P	45.72	48.32	39P	96.52	99.12
20P	48.26	50.86	40P	99.06	101.66
21P	50.80	53.40			

Unit: mm

A2541H-2xXP

2.54mm Pitch Dual Row Housing

Reference Informations:

- *Material:PBT15%GF,UL94V-0
- *Suitable CJT A2541-T,A2541M-T series Terminal
- *Mates with CJT A2541WV,WR-2xXP, A2541WVA,WRA-2xXP, A2541WV-S-2xXP,A2541WVA-S-2xXP, series Dual row Wafer
- *Color:Black

Ordering Information:

A2541H-2xXP - * - ** - ***
1 2 3 4

1.Part No.

2.Color:

(bank):Black

3.Plug Hole:

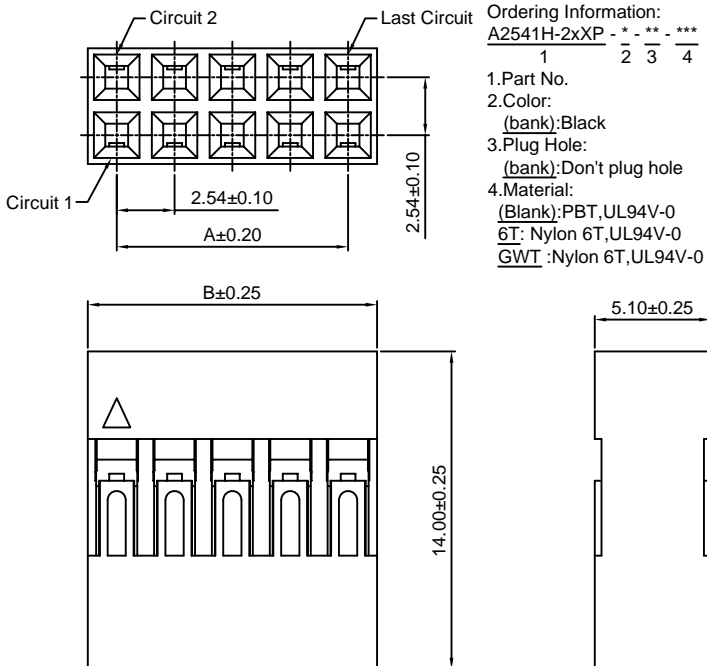
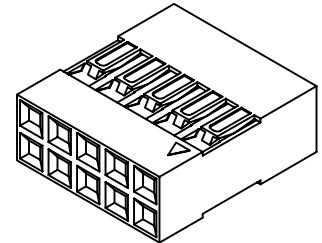
(bank):Don't plug hole

4.Material:

(Blank):PBT,UL94V-0

6T: Nylon 6T,UL94V-0

GWT :Nylon 6T,UL94V-0 GWT 750 °C



Ordering Information & Dimensions:

PART NO.	Dimensions		PART NO.	Dimensions	
	A	B		A	B
2x2P	2.54	5.08	2x22P	53.34	55.88
2x3P	5.08	7.62	2x23P	55.88	58.42
2x4P	7.62	10.16	2x24P	58.42	60.96
2x5P	10.16	12.70	2x25P	60.96	63.50
2x6P	12.70	15.24	2x26P	63.50	66.04
2x7P	15.24	17.78	2x27P	66.04	68.58
2x8P	17.78	20.32	2x28P	68.58	71.12
2x9P	20.32	22.86	2x29P	71.12	73.66
2x10P	22.86	25.40	2x30P	73.66	76.20
2x11P	25.40	27.94	2x31P	76.20	78.74
2x12P	27.94	30.48	2x32P	78.74	81.28
2x13P	30.48	33.02	2x33P	81.28	83.82
2x14P	33.02	35.56	2x34P	83.82	86.36
2x15P	35.56	38.10	2x35P	86.36	88.90
2x16P	38.10	40.64	2x36P	88.90	91.44
2x17P	40.64	43.18	2x37P	91.44	93.98
2x18P	43.18	45.72	2x38P	93.98	96.52
2x19P	45.72	48.26	2x39P	96.52	99.06
2x20P	48.26	50.80	2x40P	99.06	101.60
2x21P	50.80	53.34			

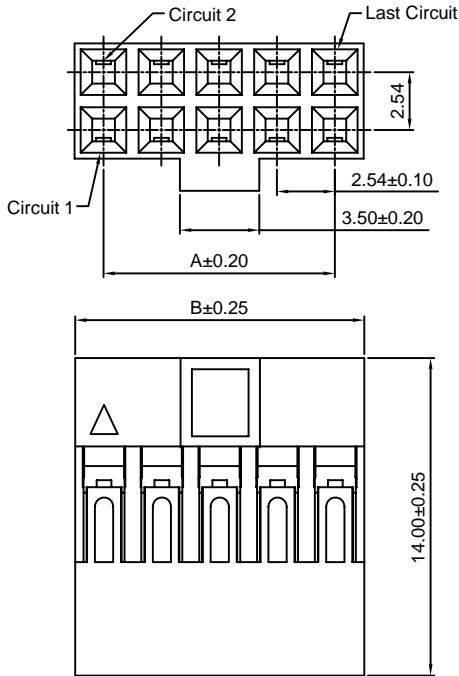
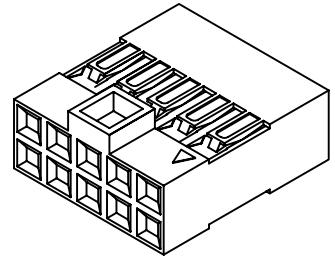
Unit: mm

A2541H-N-2xXP

2.54mm Pitch Dual Row Housing

Reference Informations:

- *Material:PBT15%GF,UL94V-0
- *Suitable CJT A2541-T series Terminal
- *Mates with CJT A2547WV-N,WR-N-2xXP series Dual row Wafer
- *Color:Black



Ordering Information:
A2541H-N-2xXP - ***
1 2

- 1.Part No.
- 2.Material:
(Blank):PBT,UL94V-0
6T: Nylon 6T,UL94V-0
GWT :Nylon 6T,UL94V-0 GWT 750°C

Ordering Information & Dimensions:

PART NO.	Dimensions		PART NO.	Dimensions	
	A	B		A	B
2x2P	2.54	5.08	2x22P	53.34	55.88
2x3P	5.08	7.62	2x23P	55.88	58.42
2x4P	7.62	10.16	2x24P	58.42	60.96
2x5P	10.16	12.70	2x25P	60.96	63.50
2x6P	12.70	15.24	2x26P	63.50	66.04
2x7P	15.24	17.78	2x27P	66.04	68.58
2x8P	17.78	20.32	2x28P	68.58	71.12
2x9P	20.32	22.86	2x29P	71.12	73.66
2x10P	22.86	25.40	2x30P	73.66	76.20
2x11P	25.40	27.94	2x31P	76.20	78.74
2x12P	27.94	30.48	2x32P	78.74	81.28
2x13P	30.48	33.02	2x33P	81.28	83.82
2x14P	33.02	35.56	2x34P	83.82	86.36
2x15P	35.56	38.10	2x35P	86.36	88.90
2x16P	38.10	40.64	2x36P	88.90	91.44
2x17P	40.64	43.18	2x37P	91.44	93.98
2x18P	43.18	45.72	2x38P	93.98	96.52
2x19P	45.72	48.26	2x39P	96.52	99.06
2x20P	48.26	50.80	2x40P	99.06	101.60
2x21P	50.80	53.34			

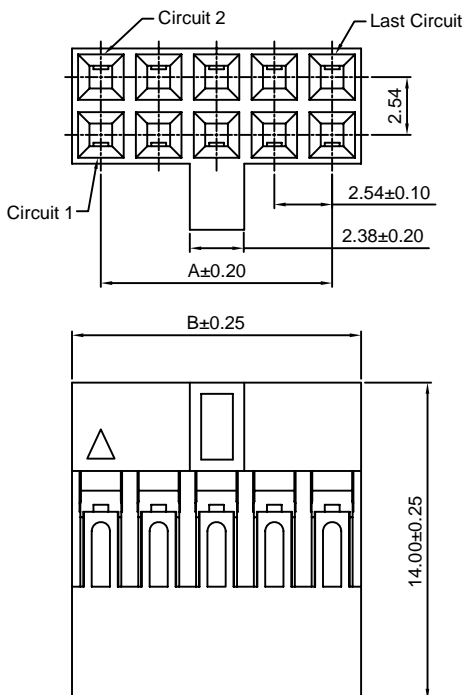
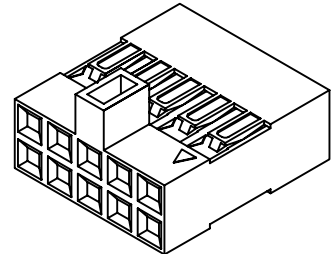
Unit: mm

A2541H-N-2xXP-2

2.54mm Pitch Dual Row Housing

Reference Informations:

- *Material:PBT15%GF,UL94V-0
- *Suitable CJT A2541-T series Terminal
- *Mates with CJT A2547WV-N,WR-N-2xXP series Dual row Wafer
- *Color:Black



Ordering Information:
A2541H-N-2xXP-2 - ***
1 2

- 1.Part No.
- 2.Material:
(Blank):PBT,UL94V-0
6T: Nylon 6T,UL94V-0
GWT :Nylon 6T,UL94V-0 GWT 750°C

Ordering Information & Dimensions:

PART NO.	Dimensions		PART NO.	Dimensions	
	A	B		A	B
2x2P	2.54	5.08	2x22P	53.34	55.88
2x3P	5.08	7.62	2x23P	55.88	58.42
2x4P	7.62	10.16	2x24P	58.42	60.96
2x5P	10.16	12.70	2x25P	60.96	63.50
2x6P	12.70	15.24	2x26P	63.50	66.04
2x7P	15.24	17.78	2x27P	66.04	68.58
2x8P	17.78	20.32	2x28P	68.58	71.12
2x9P	20.32	22.86	2x29P	71.12	73.66
2x10P	22.86	25.40	2x30P	73.66	76.20
2x11P	25.40	27.94	2x31P	76.20	78.74
2x12P	27.94	30.48	2x32P	78.74	81.28
2x13P	30.48	33.02	2x33P	81.28	83.82
2x14P	33.02	35.56	2x34P	83.82	86.36
2x15P	35.56	38.10	2x35P	86.36	88.90
2x16P	38.10	40.64	2x36P	88.90	91.44
2x17P	40.64	43.18	2x37P	91.44	93.98
2x18P	43.18	45.72	2x38P	93.98	96.52
2x19P	45.72	48.26	2x39P	96.52	99.06
2x20P	48.26	50.80	2x40P	99.06	101.60
2x21P	50.80	53.34			

Unit: mm

A2541WV-XP

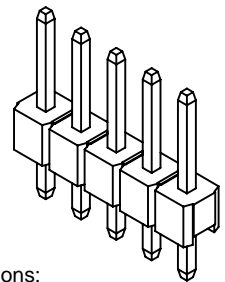
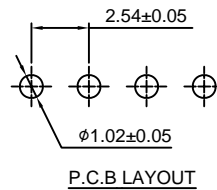
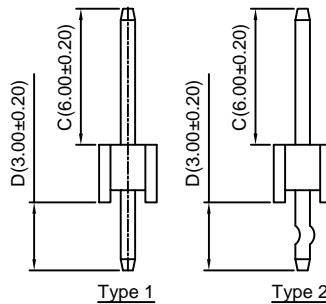
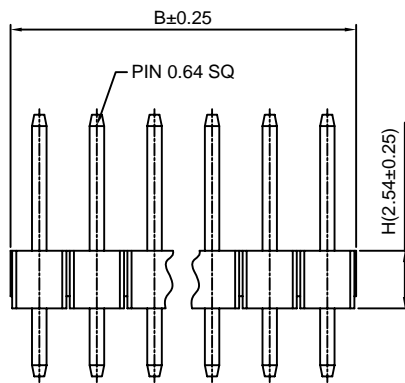
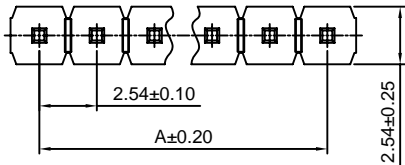
2.54mm Pitch 180° Single Row Pin Header

Reference Informations:

- *Material:Pin:Brass/Gold over Nickel
Insulator:PBT,UL94V-0
- *Mates with CJT A2541 series Single Row Housing
- *Optional Gold plating available but MOQ requested
- *Color:Black

Ordering Information:
A2541WV-XP - *** - * - *** - ***

- Part No.
- Size(H):
(blank):2.54mm
H15:1.50mm
H17:1.70mm
H20:2.00mm
H30:3.00mm
- Style:
(blank):Type 1
K:Type 2
- Material:
(blank):PBT,UL94V-0
6T:Nylon 6T,UL94V-0
GWT:Nylon 6T,UL94V-0,GWT 750°C
- Finish:
(blank):Gold-flash
G15:15µin (0.38µm) MIN.Select Gold(Mating Area)
100µin (2.54µm) MIN.Select Tin
G30:30µin (0.76µm) MIN.Select Gold(Mating Area)
100µin (2.54µm) MIN.Select Tin
T: Tin over Nickel



Ordering Information & Dimensions:

PART NO.	Dimensions		PART NO.	Dimensions	
	A	B		A	B
1P	-----	2.54	21P	50.80	53.34
2P	2.54	5.08	22P	53.34	55.88
3P	5.08	7.62	23P	55.88	58.42
4P	7.62	10.16	24P	58.42	60.96
5P	10.16	12.70	25P	60.96	63.50
6P	12.70	15.24	26P	63.50	66.04
7P	15.24	17.78	27P	66.04	68.58
8P	17.78	20.32	28P	68.58	71.12
9P	20.32	22.86	29P	71.12	73.66
10P	22.86	25.40	30P	73.66	76.20
11P	25.40	27.94	31P	76.20	78.74
12P	27.94	30.48	32P	78.74	81.28
13P	30.48	33.02	33P	81.28	83.82
14P	33.02	35.56	34P	83.82	86.36
15P	35.56	38.10	35P	86.36	88.90
16P	38.10	40.64	36P	88.90	91.44
17P	40.64	43.18	37P	91.44	93.98
18P	43.18	45.72	38P	93.98	96.52
19P	45.72	48.26	39P	96.52	99.06
20P	48.26	50.80	40P	99.06	101.60

Unit: mm

A2541WR-XP

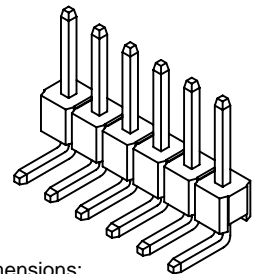
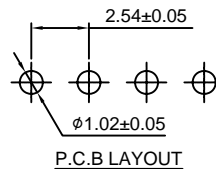
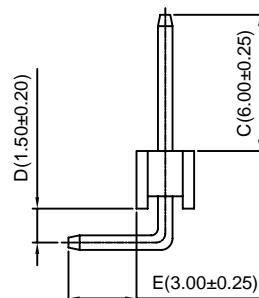
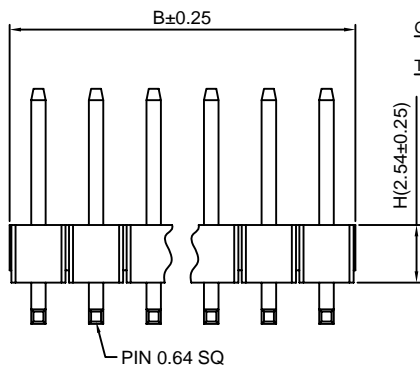
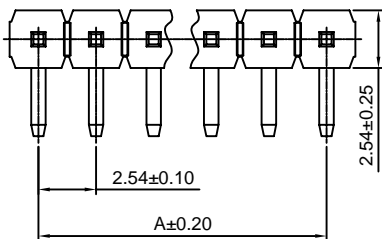
2.54mm Pitch 90° Single Row Pin Header

Reference Informations:

- *Material:Pin:Brass/Gold over Nickel
Insulator:PBT,UL94V-0
- *Mates with CJT A2541 series Single Row Housing
- *Optional Gold plating available but MOQ requested
- *Color:Black

Ordering Information:
A2541WR-XP - *** - *** - ***

- Part No.
- Size(H):
(blank):2.54mm
H15:1.50mm
H17:1.70mm
H20:2.00mm
H30:3.00mm
- Material:
(blank):PBT,UL94V-0
6T:Nylon 6T,UL94V-0
GWT:Nylon 6T,UL94V-0,GWT 750°C
- Finish:
(blank):Gold-flash
G15:15µin (0.38µm) MIN.Select Gold(Mating Area)
100µin (2.54µm) MIN.Select Tin
G30:30µin (0.76µm) MIN.Select Gold(Mating Area)
100µin (2.54µm) MIN.Select Tin
T: Tin over Nickel



Ordering Information & Dimensions:

PART NO.	Dimensions		PART NO.	Dimensions	
	A	B		A	B
1P	-----	2.54	21P	50.80	53.34
2P	2.54	5.08	22P	53.34	55.88
3P	5.08	7.62	23P	55.88	58.42
4P	7.62	10.16	24P	58.42	60.96
5P	10.16	12.70	25P	60.96	63.50
6P	12.70	15.24	26P	63.50	66.04
7P	15.24	17.78	27P	66.04	68.58
8P	17.78	20.32	28P	68.58	71.12
9P	20.32	22.86	29P	71.12	73.66
10P	22.86	25.40	30P	73.66	76.20
11P	25.40	27.94	31P	76.20	78.74
12P	27.94	30.48	32P	78.74	81.28
13P	30.48	33.02	33P	81.28	83.82
14P	33.02	35.56	34P	83.82	86.36
15P	35.56	38.10	35P	86.36	88.90
16P	38.10	40.64	36P	88.90	91.44
17P	40.64	43.18	37P	91.44	93.98
18P	43.18	45.72	38P	93.98	96.52
19P	45.72	48.26	39P	96.52	99.06
20P	48.26	50.80	40P	99.06	101.60

Unit: mm

A2541WV-S-XP-A

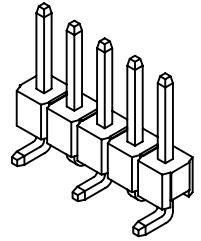
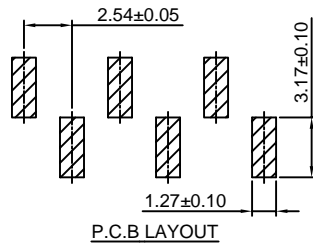
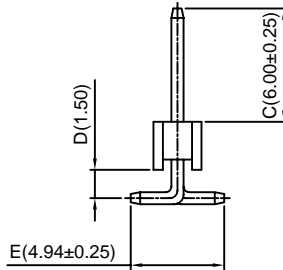
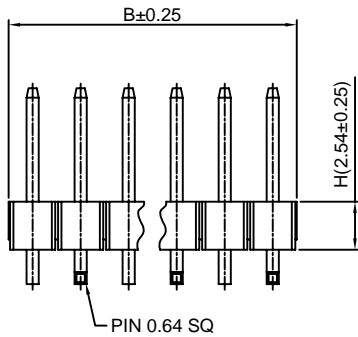
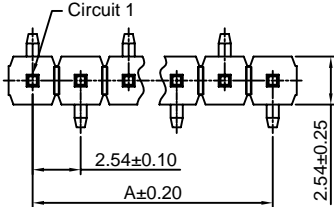
2.54mm Pitch 180° Single Row Pin Header-SMT A TYPE

Reference Informations:

- *Material: Pin: Brass/Gold over Nickel
Insulator: Nylon 6T, UL94V-0
- *Mates with CJT A2541H-XP, A2541H-N-XP, A2541H-N-XP-2 series Single row Housing
- *Optional Gold plating available but MOQ requested
- *Color: Black

Ordering Information:
A2541WV-S-XP-A - *** - *** - ***
1 2 3 4

- Part No.
- Size(H):
(blank): 2.54mm
H15: 1.50mm
H17: 1.70mm
H20: 2.00mm
H30: 3.00mm
- Material:
(blank): Nylon 6T, UL94V-0
GWT: Nylon 6T, UL94V-0, GWT 750°C
- Finish:
(blank): Gold-flash
G15: 15µin (0.38µm) MIN. Select Gold (Mating Area)
100µin (2.54µm) MIN. Select Tin
G30: 30µin (0.76µm) MIN. Select Gold (Mating Area)
100µin (2.54µm) MIN. Select Tin
I: Tin over Nickel



Ordering Information & Dimensions:

PART NO.	Dimensions		PART NO.	Dimensions	
	A	B		A	B
2P	2.54	5.08	22P	53.34	55.88
3P	5.08	7.62	23P	55.88	58.42
4P	7.62	10.16	24P	58.42	60.96
5P	10.16	12.70	25P	60.96	63.50
6P	12.70	15.24	26P	63.50	66.04
7P	15.24	17.78	27P	66.04	68.58
8P	17.78	20.32	28P	68.58	71.12
9P	20.32	22.86	29P	71.12	73.66
10P	22.86	25.40	30P	73.66	76.20
11P	25.40	27.94	31P	76.20	78.74
12P	27.94	30.48	32P	78.74	81.28
13P	30.48	33.02	33P	81.28	83.82
14P	33.02	35.56	34P	83.82	86.36
15P	35.56	38.10	35P	86.36	88.90
16P	38.10	40.64	36P	88.90	91.44
17P	40.64	43.18	37P	91.44	93.98
18P	43.18	45.72	38P	93.98	96.52
19P	45.72	48.26	39P	96.52	99.06
20P	48.26	50.80	40P	99.06	101.60
21P	50.80	53.34			

Unit: mm

A2541WV-S-XP-B

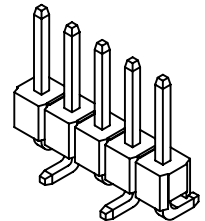
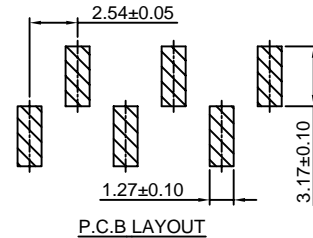
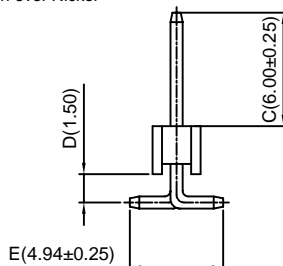
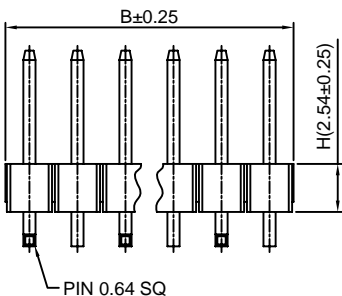
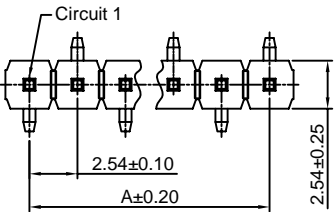
2.54mm Pitch 180° Single Row Pin Header-SMT B TYPE

Reference Informations:

- *Material: Pin: Brass/Gold over Nickel
Insulator: Nylon 6T, UL94V-0
- *Mates with CJT A2541H-XP, A2541H-N-XP, A2541H-N-XP-2 series Single row Housing
- *Optional Gold plating available but MOQ requested
- *Color: Black

Ordering Information:
A2541WV-S-XP-B - *** - *** - ***
1 2 3 4

- Part No.
- Size(H):
(blank): 2.54mm
H15: 1.50mm
H17: 1.70mm
H20: 2.00mm
H30: 3.00mm
- Material:
(blank): Nylon 6T, UL94V-0
GWT: Nylon 6T, UL94V-0, GWT 750°C
- Finish:
(blank): Gold-flash
G15: 15µin (0.38µm) MIN. Select Gold (Mating Area)
100µin (2.54µm) MIN. Select Tin
G30: 30µin (0.76µm) MIN. Select Gold (Mating Area)
100µin (2.54µm) MIN. Select Tin
I: Tin over Nickel



Ordering Information & Dimensions:

PART NO.	Dimensions		PART NO.	Dimensions	
	A	B		A	B
2P	2.54	5.08	22P	53.34	55.88
3P	5.08	7.62	23P	55.88	58.42
4P	7.62	10.16	24P	58.42	60.96
5P	10.16	12.70	25P	60.96	63.50
6P	12.70	15.24	26P	63.50	66.04
7P	15.24	17.78	27P	66.04	68.58
8P	17.78	20.32	28P	68.58	71.12
9P	20.32	22.86	29P	71.12	73.66
10P	22.86	25.40	30P	73.66	76.20
11P	25.40	27.94	31P	76.20	78.74
12P	27.94	30.48	32P	78.74	81.28
13P	30.48	33.02	33P	81.28	83.82
14P	33.02	35.56	34P	83.82	86.36
15P	35.56	38.10	35P	86.36	88.90
16P	38.10	40.64	36P	88.90	91.44
17P	40.64	43.18	37P	91.44	93.98
18P	43.18	45.72	38P	93.98	96.52
19P	45.72	48.26	39P	96.52	99.06
20P	48.26	50.80	40P	99.06	101.60
21P	50.80	53.34			

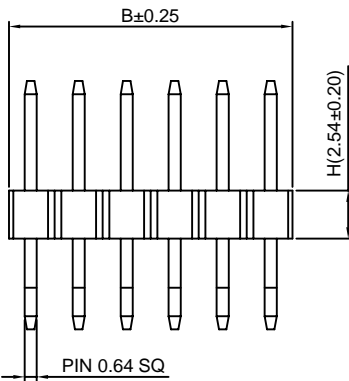
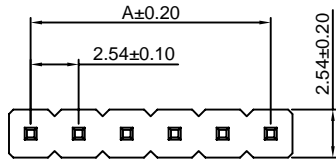
Unit: mm

A2541WR-S-XP

2.54mm Pitch 90° Single Row Pin Header - SMT TYPE

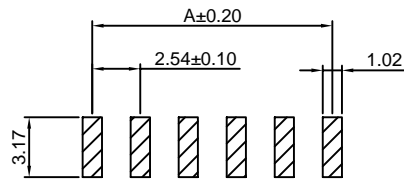
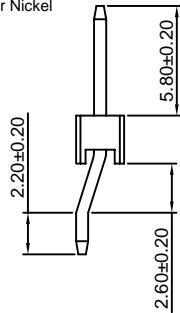
Reference Informations:

- *Material: Pin: Brass/Gold over Nickel
Insulator: Nylon 6T, UL94V-0
- *Mates with CJT A2541H-XP, A2541H-N-XP, A2541H-N-XP-2 series Single row Housing
- *Optional Gold plating available but MOQ requested
- *Color: Black



Ordering Information:
A2541WR-S-XP - *** - *** - ***

- Part No.
- Size(H):
(blank): 2.54mm
H15: 1.50mm
H17: 1.70mm
H20: 2.00mm
H30: 3.00mm
- Material:
(blank): Nylon 6T, UL94V-0
GWT: Nylon 6T, UL94V-0, GWT 750°C
- Finish:
(blank): Gold-flash
G15: 15µin (0.38µm) MIN. Select Gold (Mating Area)
100µin (2.54µm) MIN. Select Tin
G30: 30µin (0.76µm) MIN. Select Gold (Mating Area)
100µin (2.54µm) MIN. Select Tin
I: Tin over Nickel



P.C.B LAYOUT

Ordering Information & Dimensions:

PART NO.	Dimensions		PART NO.	Dimensions	
	A	B		A	B
2P	2.54	5.08	22P	53.34	55.88
3P	5.08	7.62	23P	55.88	58.42
4P	7.62	10.16	24P	58.42	60.96
5P	10.16	12.70	25P	60.96	63.50
6P	12.70	15.24	26P	63.50	66.04
7P	15.24	17.78	27P	66.04	68.58
8P	17.78	20.32	28P	68.58	71.12
9P	20.32	22.86	29P	71.12	73.66
10P	22.86	25.40	30P	73.66	76.20
11P	25.40	27.94	31P	76.20	78.74
12P	27.94	30.48	32P	78.74	81.28
13P	30.48	33.02	33P	81.28	83.82
14P	33.02	35.56	34P	83.82	86.36
15P	35.56	38.10	35P	86.36	88.90
16P	38.10	40.64	36P	88.90	91.44
17P	40.64	43.18	37P	91.44	93.98
18P	43.18	45.72	38P	93.98	96.52
19P	45.72	48.26	39P	96.52	99.06
20P	48.26	50.80	40P	99.06	101.60
21P	50.80	53.34			

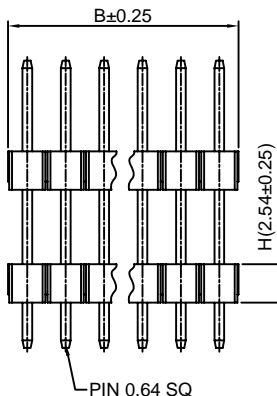
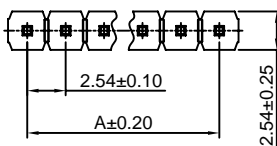
Unit: mm

A2541WVA-XP

2.54mm Pitch 180° Single Row Pin Header

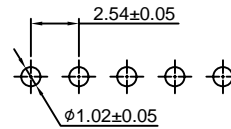
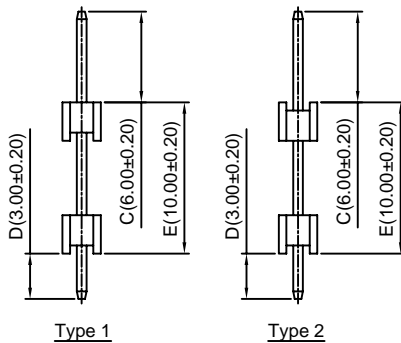
Reference Informations:

- *Material: Pin: Brass/Gold over Nickel
Insulator: PBT, UL94V-0
- *Mates with CJT A2541A2541H-XP, A2541H-N-XP, A2541H-N-XP-2 series Single row Housing
- *Optional Gold plating available but MOQ requested
- *Color: Black

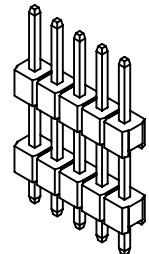


Ordering Information:
A2541WVA-XP - * - *** - *** - ***

- Part No.
- Style:
(blank): Type 1
R: Type 2
- Size(H):
(blank): 2.54mm
H15: 1.50mm
H17: 1.70mm
H20: 2.00mm
H30: 3.00mm
- Material:
(blank): PBT, UL94V-0
6T: Nylon 6T, UL94V-0
GWT: Nylon 6T, UL94V-0, GWT 750°C
- Finish:
(blank): Gold-flash
G15: 15µin (0.38µm) MIN. Select Gold (Mating Area)
100µin (2.54µm) MIN. Select Tin
G30: 30µin (0.76µm) MIN. Select Gold (Mating Area)
100µin (2.54µm) MIN. Select Tin
I: Tin over Nickel



P.C.B LAYOUT



Ordering Information & Dimensions:

PART NO.	Dimensions		PART NO.	Dimensions	
	A	B		A	B
1P	-----	2.54	21P	50.80	53.34
2P	2.54	5.08	22P	53.34	55.88
3P	5.08	7.62	23P	55.88	58.42
4P	7.62	10.16	24P	58.42	60.96
5P	10.16	12.70	25P	60.96	63.50
6P	12.70	15.24	26P	63.50	66.04
7P	15.24	17.78	27P	66.04	68.58
8P	17.78	20.32	28P	68.58	71.12
9P	20.32	22.86	29P	71.12	73.66
10P	22.86	25.40	30P	73.66	76.20
11P	25.40	27.94	31P	76.20	78.74
12P	27.94	30.48	32P	78.74	81.28
13P	30.48	33.02	33P	81.28	83.82
14P	33.02	35.56	34P	83.82	86.36
15P	35.56	38.10	35P	86.36	88.90
16P	38.10	40.64	36P	88.90	91.44
17P	40.64	43.18	37P	91.44	93.98
18P	43.18	45.72	38P	93.98	96.52
19P	45.72	48.26	39P	96.52	99.06
20P	48.26	50.80	40P	99.06	101.60

Unit: mm

A2541WRA-XP

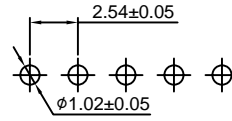
2.54mm Pitch 90° Single Row Pin Header

Reference Informations:

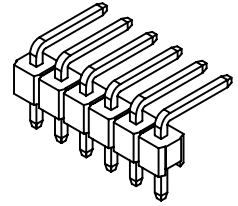
*Material:Pin:Brass/Gold over Nickel
Insulator:PBT,UL94V-0

*Mates with CJT A2541 series Single Row Housing
*Optional Gold plating available but MOQ requested

*Color:Black

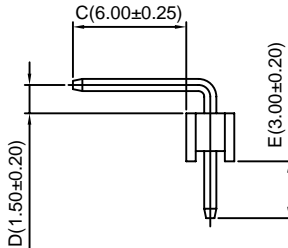
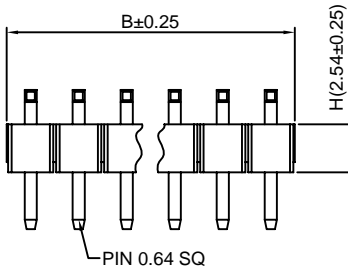
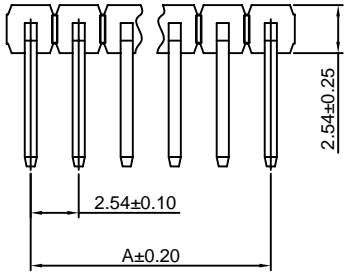


P.C.B LAYOUT



Ordering Information:
A2541WRA-XP - *** - *** - ***
1 2 3 4

- Part No.
- Size(H):
(blank): 2.54mm
H15: 1.50mm
H17: 1.70mm
H20: 2.00mm
H30: 3.00mm
- Material:
(blank):PBT,UL94V-0
6T:Nylon 6T,UL94V-0
GWT:Nylon 6T,UL94V-0,GWT 750°C
- Finish:
(blank):Gold-flash
G15:15µin (0.38µm) MIN.Select Gold(Mating Area)
100µin (2.54µm) MIN.Select Tin
G30:30µin (0.76µm) MIN.Select Gold(Mating Area)
100µin (2.54µm) MIN.Select Tin
T: Tin over Nickel



Ordering Information & Dimensions:

PART NO.	Dimensions		PART NO.	Dimensions	
	A	B		A	B
1P	-----	2.54	21P	50.80	53.34
2P	2.54	5.08	22P	53.34	55.88
3P	5.08	7.62	23P	55.88	58.42
4P	7.62	10.16	24P	58.42	60.96
5P	10.16	12.70	25P	60.96	63.50
6P	12.70	15.24	26P	63.50	66.04
7P	15.24	17.78	27P	66.04	68.58
8P	17.78	20.32	28P	68.58	71.12
9P	20.32	22.86	29P	71.12	73.66
10P	22.86	25.40	30P	73.66	76.20
11P	25.40	27.94	31P	76.20	78.74
12P	27.94	30.48	32P	78.74	81.28
13P	30.48	33.02	33P	81.28	83.82
14P	33.02	35.56	34P	83.82	86.36
15P	35.56	38.10	35P	86.36	88.90
16P	38.10	40.64	36P	88.90	91.44
17P	40.64	43.18	37P	91.44	93.98
18P	43.18	45.72	38P	93.98	96.52
19P	45.72	48.26	39P	96.52	99.06
20P	48.26	50.80	40P	99.06	101.60

Unit: mm

A2541WVB-XP

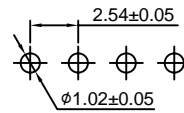
2.54mm Pitch 180° Single Row Pin Header

Reference Informations:

*Material:Pin:Brass/Gold over Nickel
Insulator:PBT,UL94V-0

*Mates with CJT A2541 series Single Row Housing
*Optional Gold plating available but MOQ requested

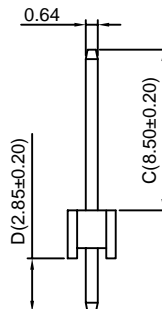
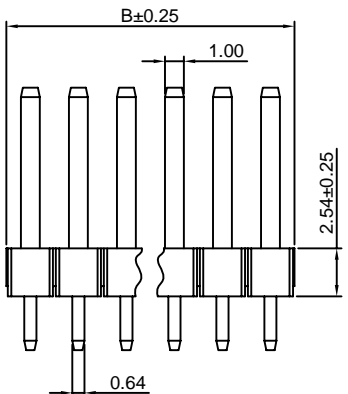
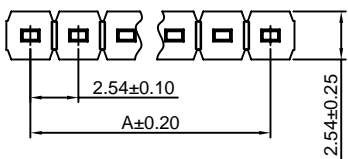
*Color:Black



P.C.B LAYOUT

Ordering Information:
A2541WVB-XP - *** - ***
1 2 3

- Part No.
- Material:
(Blank):PBT,UL94V-0
6T:Nylon 6T,UL94V-0
GWT:Nylon 6T,UL94V-0,GWT 750°C
- Finish:
(blank):Gold-flash
G15:15µin (0.38µm) MIN.Select Gold(Mating Area)
100µin (2.54µm) MIN.Select Tin
G30:30µin (0.76µm) MIN.Select Gold(Mating Area)
100µin (2.54µm) MIN.Select Tin
T: Tin over Nickel



Ordering Information & Dimensions:

PART NO.	Dimensions		PART NO.	Dimensions	
	A	B		A	B
2P	2.54	5.08	22P	53.34	55.88
3P	5.08	7.62	23P	55.88	58.42
4P	7.62	10.16	24P	58.42	60.96
5P	10.16	12.70	25P	60.96	63.50
6P	12.70	15.24	26P	63.50	66.04
7P	15.24	17.78	27P	66.04	68.58
8P	17.78	20.32	28P	68.58	71.12
9P	20.32	22.86	29P	71.12	73.66
10P	22.86	25.40	30P	73.66	76.20
11P	25.40	27.94	31P	76.20	78.74
12P	27.94	30.48	32P	78.74	81.28
13P	30.48	33.02	33P	81.28	83.82
14P	33.02	35.56	34P	83.82	86.36
15P	35.56	38.10	35P	86.36	88.90
16P	38.10	40.64	36P	88.90	91.44
17P	40.64	43.18	37P	91.44	93.98
18P	43.18	45.72	38P	93.98	96.52
19P	45.72	48.26	39P	96.52	99.06
20P	48.26	50.80	40P	99.06	101.60
21P	50.80	53.34			

Unit: mm

A2541WRA-XP-D

2.54mm Pitch 90° Single Row Pin Header

Reference Informations:

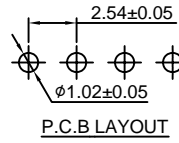
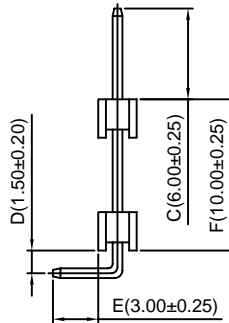
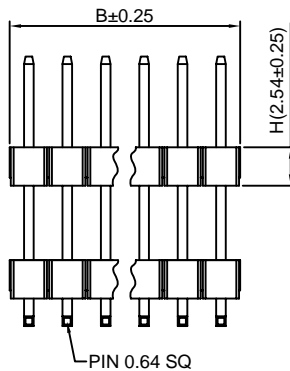
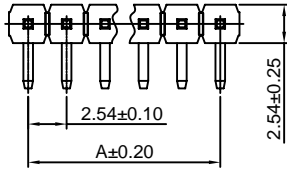
*Material:Pin:Brass/Gold over Nickel
Insulator:PBT,UL94V-0

*Mates with CJT A2541 series Single Row Housing
*Optional Gold plating available but MOQ requested

*Color:Black

Ordering Information:
A2541WRA-XP-D - *** - *** - ***

- Part No.
- Size(H):
(blank): 2.54mm
H15: 1.50mm
H17: 1.70mm
H20: 2.00mm
H30: 3.00mm
- Material:
(blank):PBT,UL94V-0
6T:Nylon 6T,UL94V-0
GWT:Nylon 6T,UL94V-0,GWT 750 °C
- Finish:
(blank):Gold-flash
G15:15µin (0.38µm) MIN.Select Gold(Mating Area)
100µin (2.54µm) MIN.Select Tin
G30:30µin (0.76µm) MIN.Select Gold(Mating Area)
100µin (2.54µm) MIN.Select Tin
T: Tin over Nickel



Ordering Information & Dimensions:

PART NO.	Dimensions		PART NO.	Dimensions	
	A	B		A	B
2P	2.54	5.08	22P	53.34	55.88
3P	5.08	7.62	23P	55.88	58.42
4P	7.62	10.16	24P	58.42	60.96
5P	10.16	12.70	25P	60.96	63.50
6P	12.70	15.24	26P	63.50	66.04
7P	15.24	17.78	27P	66.04	68.58
8P	17.78	20.32	28P	68.58	71.12
9P	20.32	22.86	29P	71.12	73.66
10P	22.86	25.40	30P	73.66	76.20
11P	25.40	27.94	31P	76.20	78.74
12P	27.94	30.48	32P	78.74	81.28
13P	30.48	33.02	33P	81.28	83.82
14P	33.02	35.56	34P	83.82	86.36
15P	35.56	38.10	35P	86.36	88.90
16P	38.10	40.64	36P	88.90	91.44
17P	40.64	43.18	37P	91.44	93.98
18P	43.18	45.72	38P	93.98	96.52
19P	45.72	48.26	39P	96.52	99.06
20P	48.26	50.80	40P	99.06	101.60
21P	50.80	53.34			

Unit: mm

A2541WVC-XP

2.54mm Pitch 180° Single Row Pin Header

Reference Informations:

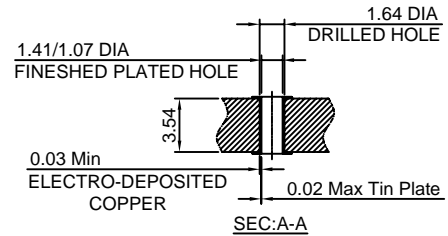
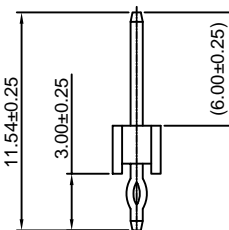
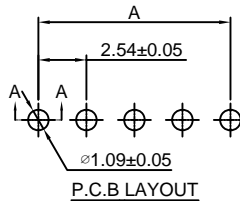
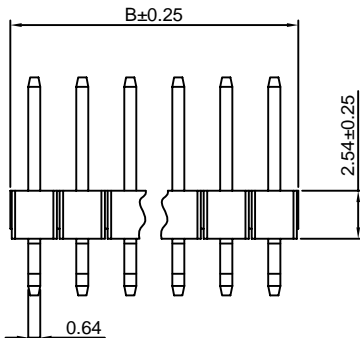
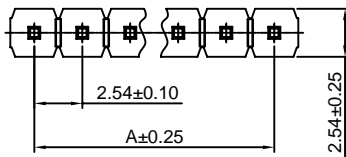
*Material:Pin:Brass/Gold over Nickel
Insulator:PBT 30%GF,UL94V-0

*Mates with CJT A2541series Single row Housing
*Optional Gold plating available but MOQ requested

*Color:Black

Ordering Information:
A2541WVC-XP - *** - ***

- Part No.
- Material:
(Blank):PBT,UL94V-0
6T:Nylon 6T,UL94V-0
GWT:Nylon 6T,UL94V-0,GWT 750 °C
- Finish:
(blank):Gold-flash
G15:15µin (0.38µm) MIN.Select Gold(Mating Area)
100µin (2.54µm) MIN.Select Tin
G30:30µin (0.76µm) MIN.Select Gold(Mating Area)
100µin (2.54µm) MIN.Select Tin
T: Tin over Nickel



Ordering Information & Dimensions:

PART NO.	Dimensions		PART NO.	Dimensions	
	A	B		A	B
2P	2.54	5.08	22P	53.34	55.88
3P	5.08	7.62	23P	55.88	58.42
4P	7.62	10.16	24P	58.42	60.96
5P	10.16	12.70	25P	60.96	63.50
6P	12.70	15.24	26P	63.50	66.04
7P	15.24	17.78	27P	66.04	68.58
8P	17.78	20.32	28P	68.58	71.12
9P	20.32	22.86	29P	71.12	73.66
10P	22.86	25.40	30P	73.66	76.20
11P	25.40	27.94	31P	76.20	78.74
12P	27.94	30.48	32P	78.74	81.28
13P	30.48	33.02	33P	81.28	83.82
14P	33.02	35.56	34P	83.82	86.36
15P	35.56	38.10	35P	86.36	88.90
16P	38.10	40.64	36P	88.90	91.44
17P	40.64	43.18	37P	91.44	93.98
18P	43.18	45.72	38P	93.98	96.52
19P	45.72	48.26	39P	96.52	99.06
20P	48.26	50.80	40P	99.06	101.60
21P	50.80	53.34			

Unit: mm

A2541WVA-S-XP-A

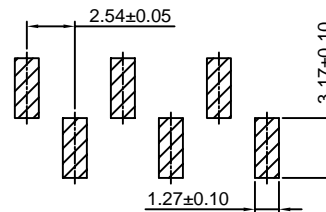
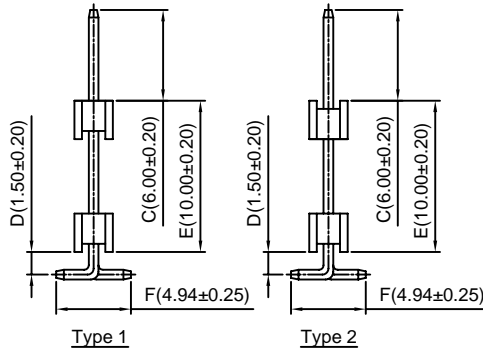
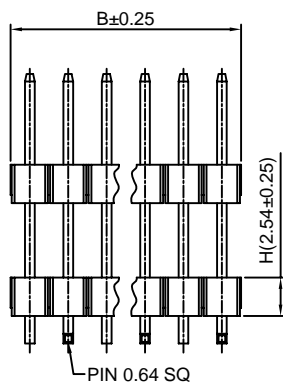
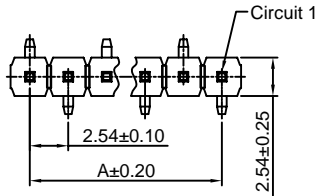
2.54mm Pitch 180° Single Row Pin Header-SMT A TYPE

Reference Informations:

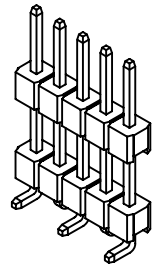
- *Material: Pin: Brass/Gold over Nickel
Insulator: Nylon 6T, UL94V-0
- *Mates with CJT A2541 series Single row Housing
- *Optional Gold plating available but MOQ requested
- *Color: Black

Ordering Information:
A2541WVA-S-XP-A - 1 2 3 4 5

1. Part No.
2. Style: (blank): Type 1
R: Type 2
3. Size(H): (blank): 2.54mm
H15: 1.50mm
H17: 1.70mm
H20: 2.00mm
H30: 3.00mm
4. Material: (blank): Nylon 6T, UL94V-0
GWT: Nylon 6T, UL94V-0, GWT 750°C
5. Finish: (blank): Gold-flash
G15: 15µm (0.38µm) MIN. Select Gold (Mating Area)
100µm (2.54µm) MIN. Select Tin
G30: 30µm (0.76µm) MIN. Select Gold (Mating Area)
100µm (2.54µm) MIN. Select Tin
T: Tin over Nickel



P.C.B LAYOUT



Ordering Information & Dimensions:

PART NO.	Dimensions		PART NO.	Dimensions	
	A	B		A	B
2P	2.54	5.08	22P	53.34	55.88
3P	5.08	7.62	23P	55.88	58.42
4P	7.62	10.16	24P	58.42	60.96
5P	10.16	12.70	25P	60.96	63.50
6P	12.70	15.24	26P	63.50	66.04
7P	15.24	17.78	27P	66.04	68.58
8P	17.78	20.32	28P	68.58	71.12
9P	20.32	22.86	29P	71.12	73.66
10P	22.86	25.40	30P	73.66	76.20
11P	25.40	27.94	31P	76.20	78.74
12P	27.94	30.48	32P	78.74	81.28
13P	30.48	33.02	33P	81.28	83.82
14P	33.02	35.56	34P	83.82	86.36
15P	35.56	38.10	35P	86.36	88.90
16P	38.10	40.64	36P	88.90	91.44
17P	40.64	43.18	37P	91.44	93.98
18P	43.18	45.72	38P	93.98	96.52
19P	45.72	48.26	39P	96.52	99.06
20P	48.26	50.80	40P	99.06	101.60
21P	50.80	53.34			

Unit: mm

A2541WVA-S-XP-B

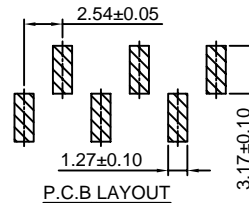
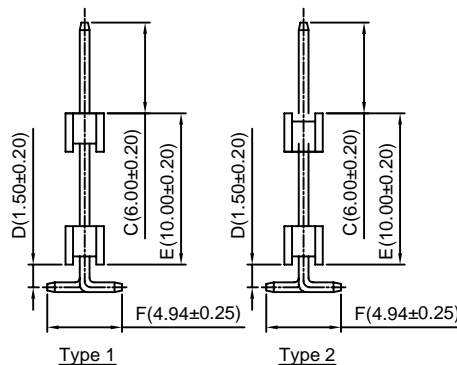
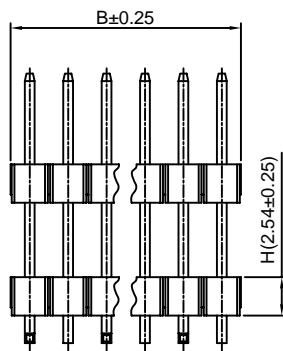
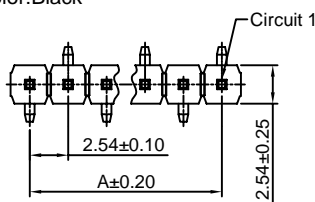
2.54mm Pitch 180° Single Row Pin Header-SMT B TYPE

Reference Informations:

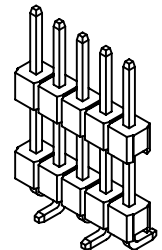
- *Material: Pin: Brass/Gold over Nickel
Insulator: Nylon 6T, UL94V-0
- *Mates with CJT A2541 series Single row Housing
- *Optional Gold plating available but MOQ requested
- *Color: Black

Ordering Information:
A2541WVA-S-XP-B - 1 2 3 4 5

1. Part No.
2. Style: (blank): Type 1
R: Type 2
3. Size(H): (blank): 2.54mm
H15: 1.50mm
H17: 1.70mm
H20: 2.00mm
H30: 3.00mm
4. Material: (blank): Nylon 6T, UL94V-0
GWT: Nylon 6T, UL94V-0, GWT 750°C
5. Finish: (blank): Gold-flash
G15: 15µm (0.38µm) MIN. Select Gold (Mating Area)
100µm (2.54µm) MIN. Select Tin
G30: 30µm (0.76µm) MIN. Select Gold (Mating Area)
100µm (2.54µm) MIN. Select Tin
T: Tin over Nickel



P.C.B LAYOUT



Ordering Information & Dimensions:

PART NO.	Dimensions		PART NO.	Dimensions	
	A	B		A	B
2P	2.54	5.08	22P	53.34	55.88
3P	5.08	7.62	23P	55.88	58.42
4P	7.62	10.16	24P	58.42	60.96
5P	10.16	12.70	25P	60.96	63.50
6P	12.70	15.24	26P	63.50	66.04
7P	15.24	17.78	27P	66.04	68.58
8P	17.78	20.32	28P	68.58	71.12
9P	20.32	22.86	29P	71.12	73.66
10P	22.86	25.40	30P	73.66	76.20
11P	25.40	27.94	31P	76.20	78.74
12P	27.94	30.48	32P	78.74	81.28
13P	30.48	33.02	33P	81.28	83.82
14P	33.02	35.56	34P	83.82	86.36
15P	35.56	38.10	35P	86.36	88.90
16P	38.10	40.64	36P	88.90	91.44
17P	40.64	43.18	37P	91.44	93.98
18P	43.18	45.72	38P	93.98	96.52
19P	45.72	48.26	39P	96.52	99.06
20P	48.26	50.80	40P	99.06	101.60
21P	50.80	53.34			

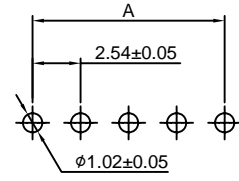
Unit: mm

A2541WRB-XP

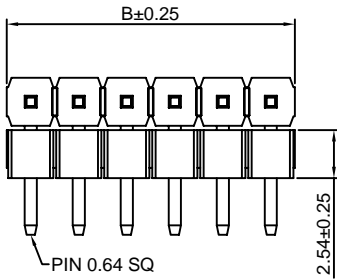
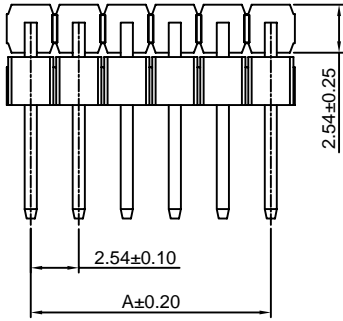
2.54mm Pitch 90° Single Row Pin Header

Reference Informations:

- *Material: Pin: Brass/Gold over Nickel
Insulator: PBT 30%GF, UL94V-0
- *Mates with CJT A2541 series Single Row Housing
- *Optional Gold plating available but MOQ requested
- *Color: Black



P.C.B LAYOUT



Ordering Information:
A2541WRB-XP - *** - ***
1 2 3

1. Part No.
2. Material:
(blank): PBT, UL94V-0
6T: Nylon 6T, UL94V-0
GWT: Nylon 6T, UL94V-0, GWT 750°C
3. Finish:
(blank): Gold-flash
G15: 15µin (0.38µm) MIN. Select Gold (Mating Area)
100µin (2.54µm) MIN. Select Tin
G30: 30µin (0.76µm) MIN. Select Gold (Mating Area)
100µin (2.54µm) MIN. Select Tin
T: Tin over Nickel

Ordering Information & Dimensions:

PART NO.	Dimensions		PART NO.	Dimensions	
	A	B		A	B
1P	-----	2.54	21P	50.80	53.34
2P	2.54	5.08	22P	53.34	55.88
3P	5.08	7.62	23P	55.88	58.42
4P	7.62	10.16	24P	58.42	60.96
5P	10.16	12.70	25P	60.96	63.50
6P	12.70	15.24	26P	63.50	66.04
7P	15.24	17.78	27P	66.04	68.58
8P	17.78	20.32	28P	68.58	71.12
9P	20.32	22.86	29P	71.12	73.66
10P	22.86	25.40	30P	73.66	76.20
11P	25.40	27.94	31P	76.20	78.74
12P	27.94	30.48	32P	78.74	81.28
13P	30.48	33.02	33P	81.28	83.82
14P	33.02	35.56	34P	83.82	86.36
15P	35.56	38.10	35P	86.36	88.90
16P	38.10	40.64	36P	88.90	91.44
17P	40.64	43.18	37P	91.44	93.98
18P	43.18	45.72	38P	93.98	96.52
19P	45.72	48.26	39P	96.52	99.06
20P	48.26	50.80	40P	99.06	101.60

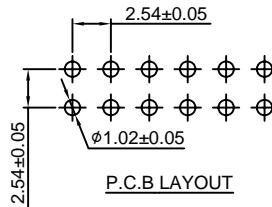
Unit: mm

A2541WRB-2xXP

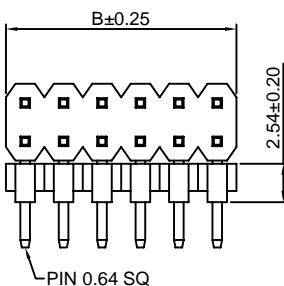
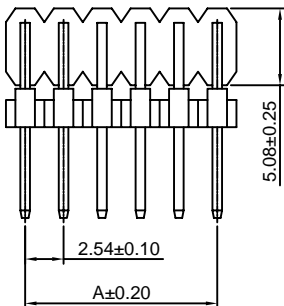
2.54mm Pitch 90° Dual Row Pin Header

Reference Informations:

- *Material: Pin: Brass/Gold over Nickel
Insulator: PBT 30%GF, UL94V-0
- *Mates with CJT A2541 series dual row Housing
- *Optional Gold plating available but MOQ requested
- *Color: Black



P.C.B LAYOUT



Ordering Information:
A2541WRB-2xXP - *** - ***
1 2 3

1. Part No.
2. Material:
(blank): PBT, UL94V-0
6T: Nylon 6T, UL94V-0
GWT: Nylon 6T, UL94V-0, GWT 750°C
3. Finish:
(blank): Gold-flash
G15: 15µin (0.38µm) MIN. Select Gold (Mating Area)
100µin (2.54µm) MIN. Select Tin
G30: 30µin (0.76µm) MIN. Select Gold (Mating Area)
100µin (2.54µm) MIN. Select Tin
T: Tin over Nickel

Ordering Information & Dimensions:

PART NO.	Dimensions		PART NO.	Dimensions	
	A	B		A	B
2x1P	-----	2.54	2x21P	50.80	53.34
2x2P	2.54	5.08	2x22P	53.34	55.88
2x3P	5.08	7.62	2x23P	55.88	58.42
2x4P	7.62	10.16	2x24P	58.42	60.96
2x5P	10.16	12.70	2x25P	60.96	63.50
2x6P	12.70	15.24	2x26P	63.50	66.04
2x7P	15.24	17.78	2x27P	66.04	68.58
2x8P	17.78	20.32	2x28P	68.58	71.12
2x9P	20.32	22.86	2x29P	71.12	73.66
2x10P	22.86	25.40	2x30P	73.66	76.20
2x11P	25.40	27.94	2x31P	76.20	78.74
2x12P	27.94	30.48	2x32P	78.74	81.28
2x13P	30.48	33.02	2x33P	81.28	83.82
2x14P	33.02	35.56	2x34P	83.82	86.36
2x15P	35.56	38.10	2x35P	86.36	88.90
2x16P	38.10	40.64	2x36P	88.90	91.44
2x17P	40.64	43.18	2x37P	91.44	93.98
2x18P	43.18	45.72	2x38P	93.98	96.52
2x19P	45.72	48.26	2x39P	96.52	99.06
2x20P	48.26	50.80	2x40P	99.06	101.60

Unit: mm

A2541WV-XP-H3

2.54mm Pitch 180° Single Row Pin Header

Reference Informations:

*Material: Pin: Brass/Gold over Nickel
Insulator: PBT, UL94V-0

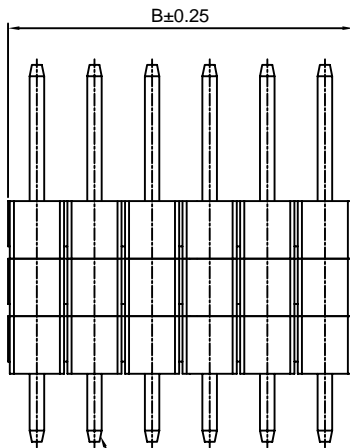
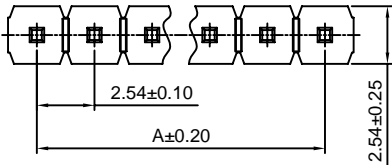
*Mates with CJT A2541 series Single Row Housing

*Optional Gold plating available but MOQ requested

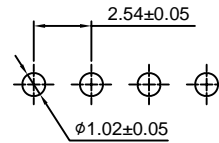
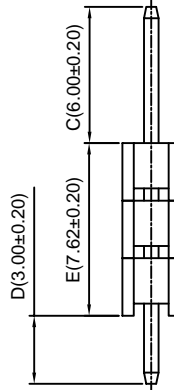
*Color: Black

Ordering Information:
A2541WV-XP-H3 - *** - ***
1 2 3

- Part No.
- Material:
(Blank): PBT, UL94V-0
6T: Nylon 6T, UL94V-0
GWT: Nylon 6T, UL94V-0, GWT 750 °C
- Finish:
(blank): Gold-flash
G15: 15µin (0.38µm) MIN. Select Gold (Mating Area)
100µin (2.54µm) MIN. Select Tin
G30: 30µin (0.76µm) MIN. Select Gold (Mating Area)
100µin (2.54µm) MIN. Select Tin
T: Tin over Nickel



PIN 0.64 SQ



P.C.B LAYOUT

Ordering Information & Dimensions:

PART NO.	Dimensions		PART NO.	Dimensions	
	A	B		A	B
2P	2.54	5.08	22P	53.34	55.88
3P	5.08	7.62	23P	55.88	58.42
4P	7.62	10.16	24P	58.42	60.96
5P	10.16	12.70	25P	60.96	63.50
6P	12.70	15.24	26P	63.50	66.04
7P	15.24	17.78	27P	66.04	68.58
8P	17.78	20.32	28P	68.58	71.12
9P	20.32	22.86	29P	71.12	73.66
10P	22.86	25.40	30P	73.66	76.20
11P	25.40	27.94	31P	76.20	78.74
12P	27.94	30.48	32P	78.74	81.28
13P	30.48	33.02	33P	81.28	83.82
14P	33.02	35.56	34P	83.82	86.36
15P	35.56	38.10	35P	86.36	88.90
16P	38.10	40.64	36P	88.90	91.44
17P	40.64	43.18	37P	91.44	93.98
18P	43.18	45.72	38P	93.98	96.52
19P	45.72	48.26	39P	96.52	99.06
20P	48.26	50.80	40P	99.06	101.60
21P	50.80	53.34			

Unit: mm

A2541WV-XP-H4

2.54mm Pitch 180° Single Row Pin Header

Reference Informations:

*Material: Pin: Brass/Gold over Nickel
Insulator: PBT, UL94V-0

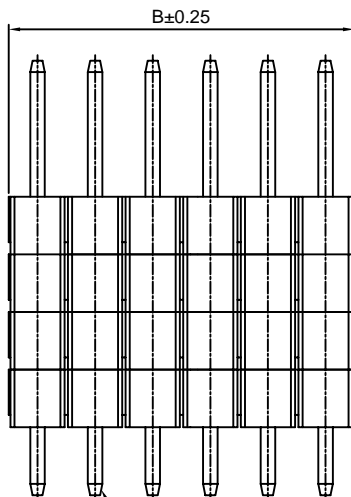
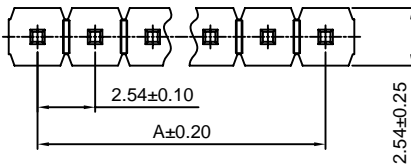
*Mates with CJT A2541 series Single Row Housing

*Optional Gold plating available but MOQ requested

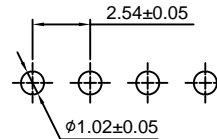
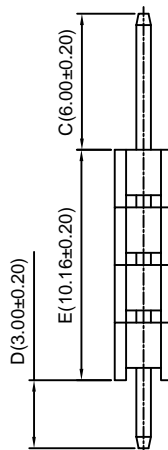
*Color: Black

Ordering Information:
A2541WV-XP-H4 - *** - ***
1 2 3

- Part No.
- Material:
(Blank): PBT, UL94V-0
6T: Nylon 6T, UL94V-0
GWT: Nylon 6T, UL94V-0, GWT 750 °C
- Finish:
(blank): Gold-flash
G15: 15µin (0.38µm) MIN. Select Gold (Mating Area)
100µin (2.54µm) MIN. Select Tin
G30: 30µin (0.76µm) MIN. Select Gold (Mating Area)
100µin (2.54µm) MIN. Select Tin
T: Tin over Nickel



PIN 0.64 SQ



P.C.B LAYOUT

Ordering Information & Dimensions:

PART NO.	Dimensions		PART NO.	Dimensions	
	A	B		A	B
2P	2.54	5.08	22P	53.34	55.88
3P	5.08	7.62	23P	55.88	58.42
4P	7.62	10.16	24P	58.42	60.96
5P	10.16	12.70	25P	60.96	63.50
6P	12.70	15.24	26P	63.50	66.04
7P	15.24	17.78	27P	66.04	68.58
8P	17.78	20.32	28P	68.58	71.12
9P	20.32	22.86	29P	71.12	73.66
10P	22.86	25.40	30P	73.66	76.20
11P	25.40	27.94	31P	76.20	78.74
12P	27.94	30.48	32P	78.74	81.28
13P	30.48	33.02	33P	81.28	83.82
14P	33.02	35.56	34P	83.82	86.36
15P	35.56	38.10	35P	86.36	88.90
16P	38.10	40.64	36P	88.90	91.44
17P	40.64	43.18	37P	91.44	93.98
18P	43.18	45.72	38P	93.98	96.52
19P	45.72	48.26	39P	96.52	99.06
20P	48.26	50.80	40P	99.06	101.60
21P	50.80	53.34			

Unit: mm

A2541WV-2xXP

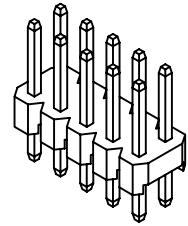
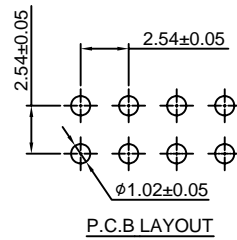
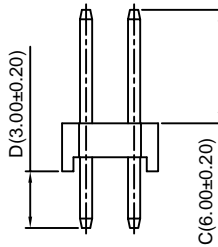
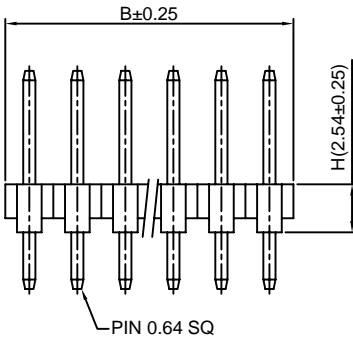
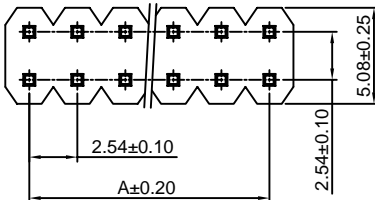
2.54mm Pitch 180° Dual Row Pin Header

Reference Informations:

- *Material: Pin: Brass/Gold over Nickel
Insulator: PBT30%GF, UL94V-0
- *Mates with CJT A2541 series dual row Housing
Optional Gold plating available but MOQ requested
- *Color: Black

Ordering Information:
A2541WV-2xXP - *** - *** - ***
1 2 3 4

- Part No.
- Size(H):
(blank): 2.54mm
H15: 1.50mm
H17: 1.70mm
H20: 2.00mm
H30: 3.00mm
- Material:
(blank): PBT, UL94V-0
6T: Nylon 6T, UL94V-0
GWT: Nylon 6T, UL94V-0, GWT 750°C
- Finish:
(blank): Gold-flash
G15: 15µin (0.38µm) MIN. Select Gold (Mating Area)
100µin (2.54µm) MIN. Select Tin
G30: 30µin (0.76µm) MIN. Select Gold (Mating Area)
100µin (2.54µm) MIN. Select Tin
T: Tin over Nickel



Ordering Information & Dimensions:

PART NO.	Dimensions		PART NO.	Dimensions	
	A	B		A	B
2x1P	----	2.54	2x21P	50.80	53.34
2x2P	2.54	5.08	2x22P	53.34	55.88
2x3P	5.08	7.62	2x23P	55.88	58.42
2x4P	7.62	10.16	2x24P	58.42	60.96
2x5P	10.16	12.70	2x25P	60.96	63.50
2x6P	12.70	15.24	2x26P	63.50	66.04
2x7P	15.24	17.78	2x27P	66.04	68.58
2x8P	17.78	20.32	2x28P	68.58	71.12
2x9P	20.32	22.86	2x29P	71.12	73.66
2x10P	22.86	25.40	2x30P	73.66	76.20
2x11P	25.40	27.94	2x31P	76.20	78.74
2x12P	27.94	30.48	2x32P	78.74	81.28
2x13P	30.48	33.02	2x33P	81.28	83.82
2x14P	33.02	35.56	2x34P	83.82	86.36
2x15P	35.56	38.10	2x35P	86.36	88.90
2x16P	38.10	40.64	2x36P	88.90	91.44
2x17P	40.64	43.18	2x37P	91.44	93.98
2x18P	43.18	45.72	2x38P	93.98	96.52
2x19P	45.72	48.26	2x39P	96.52	99.06
2x20P	48.26	50.80	2x40P	99.06	101.60

Unit: mm

A2541WR-2xXP

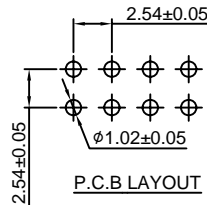
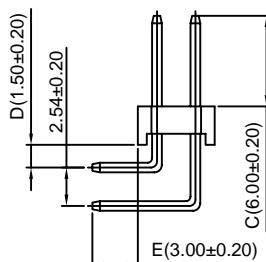
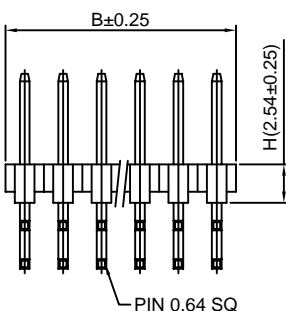
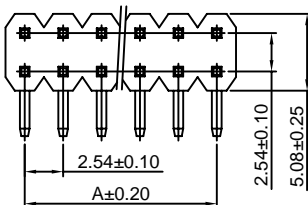
2.54mm Pitch 90° Dual Row Pin Header

Reference Informations:

- *Material: Pin: Brass/Gold over Nickel
Insulator: PBT30%GF, UL94V-0
- *Mates with CJT A2541 series dual row Housing
Optional Gold plating available but MOQ requested
- *Color: Black

Ordering Information:
A2541WR-2xXP - *** - *** - ***
1 2 3 4

- Part No.
- Size(H):
(blank): 2.54mm
H15: 1.50mm
H17: 1.70mm
H20: 2.00mm
H30: 3.00mm
- Material:
(blank): PBT, UL94V-0
6T: Nylon 6T, UL94V-0
GWT: Nylon 6T, UL94V-0, GWT 750°C
- Finish:
(blank): Gold-flash
G15: 15µin (0.38µm) MIN. Select Gold (Mating Area)
100µin (2.54µm) MIN. Select Tin
G30: 30µin (0.76µm) MIN. Select Gold (Mating Area)
100µin (2.54µm) MIN. Select Tin
T: Tin over Nickel



Ordering Information & Dimensions:

PART NO.	Dimensions		PART NO.	Dimensions	
	A	B		A	B
2x1P	----	2.54	2x21P	50.80	53.34
2x2P	2.54	5.08	2x22P	53.34	55.88
2x3P	5.08	7.62	2x23P	55.88	58.42
2x4P	7.62	10.16	2x24P	58.42	60.96
2x5P	10.16	12.70	2x25P	60.96	63.50
2x6P	12.70	15.24	2x26P	63.50	66.04
2x7P	15.24	17.78	2x27P	66.04	68.58
2x8P	17.78	20.32	2x28P	68.58	71.12
2x9P	20.32	22.86	2x29P	71.12	73.66
2x10P	22.86	25.40	2x30P	73.66	76.20
2x11P	25.40	27.94	2x31P	76.20	78.74
2x12P	27.94	30.48	2x32P	78.74	81.28
2x13P	30.48	33.02	2x33P	81.28	83.82
2x14P	33.02	35.56	2x34P	83.82	86.36
2x15P	35.56	38.10	2x35P	86.36	88.90
2x16P	38.10	40.64	2x36P	88.90	91.44
2x17P	40.64	43.18	2x37P	91.44	93.98
2x18P	43.18	45.72	2x38P	93.98	96.52
2x19P	45.72	48.26	2x39P	96.52	99.06
2x20P	48.26	50.80	2x40P	99.06	101.60

Unit: mm

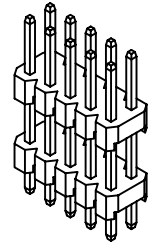
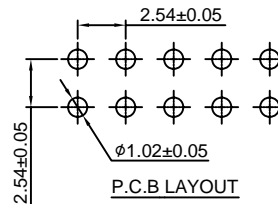
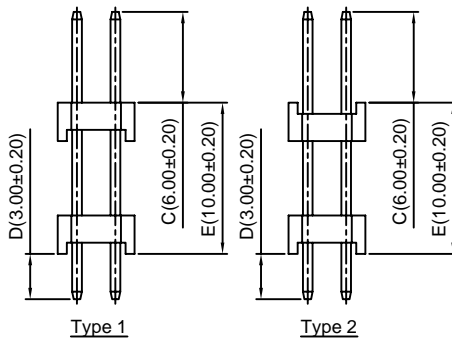
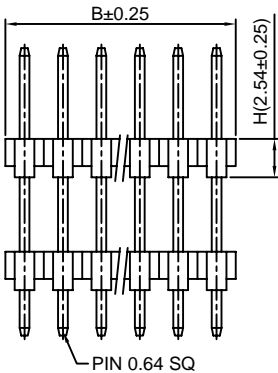
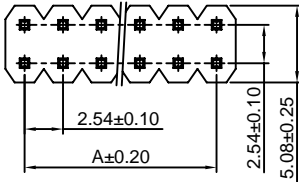
A2541WVA-2xXP

2.54mm Pitch 180° Dual Row Pin Header

Reference Informations:

- *Material: Pin: Brass/Gold over Nickel
Insulator: PBT30%GF, UL94V-0
- *Mates with CJT A2541 series dual row Housing
Optional Gold plating available but MOQ requested
- *Color: Black

- Ordering Information:
A2541WVA-2xXP - * - *** - *** - ***
1. Part No.
2. Style:
(blank): Type 1
R: Type 2
3. Size(H):
(blank): 2.54mm
H15: 1.50mm
H17: 1.70mm
H20: 2.00mm
H30: 3.00mm
4. Material:
(blank): PBT, UL94V-0
6T: Nylon 6T, UL94V-0
GWT: Nylon 6T, UL94V-0, GWT 750°C
5. Finish:
(blank): Gold-flash
G15: 15µm (0.38µm) MIN. Select Gold (Mating Area)
100µm (2.54µm) MIN. Select Tin
G30: 30µm (0.76µm) MIN. Select Gold (Mating Area)
100µm (2.54µm) MIN. Select Tin
T: Tin over Nickel



Ordering Information & Dimensions:

PART NO.	Dimensions		PART NO.	Dimensions	
	A	B		A	B
2x1P	----	2.54	2x21P	50.80	53.34
2x2P	2.54	5.08	2x22P	53.34	55.88
2x3P	5.08	7.62	2x23P	55.88	58.42
2x4P	7.62	10.16	2x24P	58.42	60.96
2x5P	10.16	12.70	2x25P	60.96	63.50
2x6P	12.70	15.24	2x26P	63.50	66.04
2x7P	15.24	17.78	2x27P	66.04	68.58
2x8P	17.78	20.32	2x28P	68.58	71.12
2x9P	20.32	22.86	2x29P	71.12	73.66
2x10P	22.86	25.40	2x30P	73.66	76.20
2x11P	25.40	27.94	2x31P	76.20	78.74
2x12P	27.94	30.48	2x32P	78.74	81.28
2x13P	30.48	33.02	2x33P	81.28	83.82
2x14P	33.02	35.56	2x34P	83.82	86.36
2x15P	35.56	38.10	2x35P	86.36	88.90
2x16P	38.10	40.64	2x36P	88.90	91.44
2x17P	40.64	43.18	2x37P	91.44	93.98
2x18P	43.18	45.72	2x38P	93.98	96.52
2x19P	45.72	48.26	2x39P	96.52	99.06
2x20P	48.26	50.80	2x40P	99.06	101.60

Unit: mm

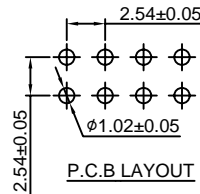
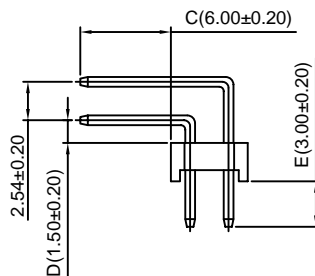
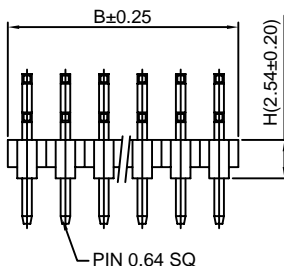
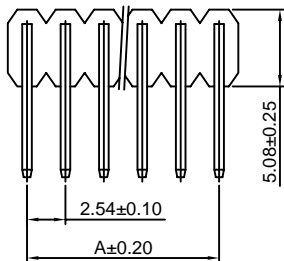
A2541WRA-2xXP

2.54mm Pitch 90° Dual Row Pin Header

Reference Informations:

- *Material: Pin: Brass/Gold over Nickel
Insulator: PBT30%GF, UL94V-0
- *Mates with CJT A2541 series dual row Housing
Optional Gold plating available but MOQ requested
- *Color: Black

- Ordering Information:
A2541WRA-2xXP - * - *** - *** - ***
1. Part No.
2. Size(H):
(blank): 2.54mm
H15: 1.50mm
H17: 1.70mm
H20: 2.00mm
H30: 3.00mm
3. Material:
(blank): PBT, UL94V-0
6T: Nylon 6T, UL94V-0
GWT: Nylon 6T, UL94V-0, GWT 750°C
4. Finish:
(blank): Gold-flash
G15: 15µm (0.38µm) MIN. Select Gold (Mating Area)
100µm (2.54µm) MIN. Select Tin
G30: 30µm (0.76µm) MIN. Select Gold (Mating Area)
100µm (2.54µm) MIN. Select Tin
T: Tin over Nickel



Ordering Information & Dimensions:

PART NO.	Dimensions		PART NO.	Dimensions	
	A	B		A	B
2x1P	----	2.54	2x21P	50.80	53.34
2x2P	2.54	5.08	2x22P	53.34	55.88
2x3P	5.08	7.62	2x23P	55.88	58.42
2x4P	7.62	10.16	2x24P	58.42	60.96
2x5P	10.16	12.70	2x25P	60.96	63.50
2x6P	12.70	15.24	2x26P	63.50	66.04
2x7P	15.24	17.78	2x27P	66.04	68.58
2x8P	17.78	20.32	2x28P	68.58	71.12
2x9P	20.32	22.86	2x29P	71.12	73.66
2x10P	22.86	25.40	2x30P	73.66	76.20
2x11P	25.40	27.94	2x31P	76.20	78.74
2x12P	27.94	30.48	2x32P	78.74	81.28
2x13P	30.48	33.02	2x33P	81.28	83.82
2x14P	33.02	35.56	2x34P	83.82	86.36
2x15P	35.56	38.10	2x35P	86.36	88.90
2x16P	38.10	40.64	2x36P	88.90	91.44
2x17P	40.64	43.18	2x37P	91.44	93.98
2x18P	43.18	45.72	2x38P	93.98	96.52
2x19P	45.72	48.26	2x39P	96.52	99.06
2x20P	48.26	50.80	2x40P	99.06	101.60

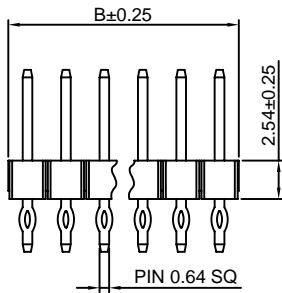
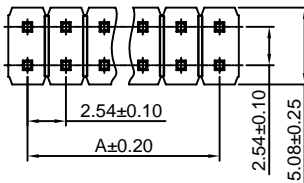
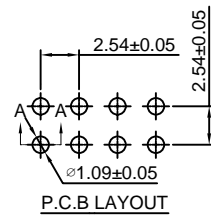
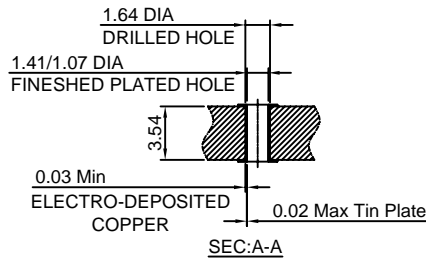
Unit: mm

A2541WVC-2xXP

2.54mm Pitch 180° Dual Row Pin Header

Reference Informations:

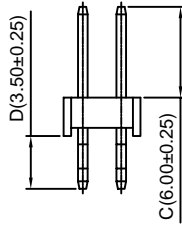
- *Material: Pin: Brass/Gold over Nickel
Insulator: PBT, UL94V-0
- *Mates with CJT A2541 series dual row Housing
Optional Gold plating available but MOQ requested
- *Color: Black



Ordering Information:

A2541WVC-2xXP - *** - ***
1 2 3

- Part No.
- Material:
(blank): PBT, UL94V-0
6T: Nylon 6T, UL94V-0
GWT: Nylon 6T, UL94V-0, GWT 750°C
- Finish:
(blank): Gold-flash
G15: 15µm (0.38µm) MIN. Select Gold (Mating Area)
100µm (2.54µm) MIN. Select Tin
G30: 30µm (0.76µm) MIN. Select Gold (Mating Area)
100µm (2.54µm) MIN. Select Tin
T: Tin over Nickel



Ordering Information & Dimensions:

PART NO.	Dimensions		PART NO.	Dimensions	
	A	B		A	B
2x2P	2.54	5.08	2x22P	53.34	55.88
2x3P	5.08	7.62	2x23P	55.88	58.42
2x4P	7.62	10.16	2x24P	58.42	60.96
2x5P	10.16	12.70	2x25P	60.96	63.50
2x6P	12.70	15.24	2x26P	63.50	66.04
2x7P	15.24	17.78	2x27P	66.04	68.58
2x8P	17.78	20.32	2x28P	68.58	71.12
2x9P	20.32	22.86	2x29P	71.12	73.66
2x10P	22.86	25.40	2x30P	73.66	76.20
2x11P	25.40	27.94	2x31P	76.20	78.74
2x12P	27.94	30.48	2x32P	78.74	81.28
2x13P	30.48	33.02	2x33P	81.28	83.82
2x14P	33.02	35.56	2x34P	83.82	86.36
2x15P	35.56	38.10	2x35P	86.36	88.90
2x16P	38.10	40.64	2x36P	88.90	91.44
2x17P	40.64	43.18	2x37P	91.44	93.98
2x18P	43.18	45.72	2x38P	93.98	96.52
2x19P	45.72	48.26	2x39P	96.52	99.06
2x20P	48.26	50.80	2x40P	99.06	101.60
2x21P	50.80	53.34			

Unit: mm

A2541WV-S-2xXP

2.54mm Pitch 180° Dual Row Pin Header-SMT TYPE

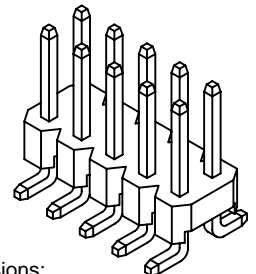
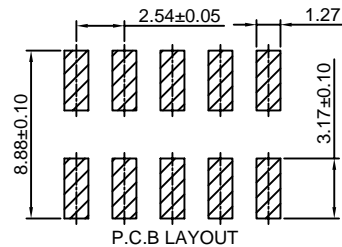
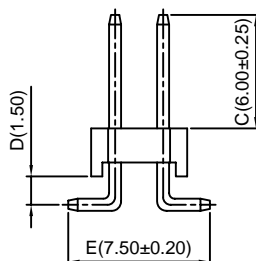
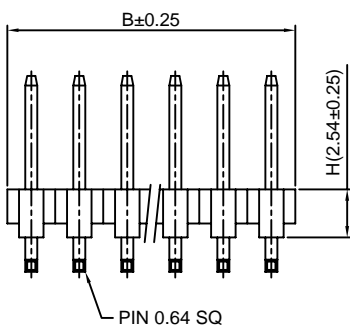
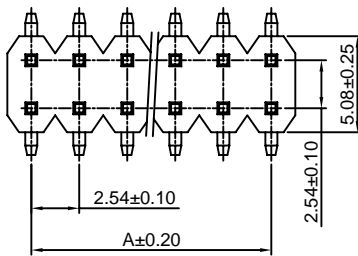
Reference Informations:

- *Material: Pin: Brass/Gold over Nickel
Insulator: Nylon 6T, UL94V-0
- *Mates with CJT A2541 series dual row Housing
Optional Gold plating available but MOQ requested
- *Color: Black

Ordering Information:

A2541WV-S-2xXP - *** - *** - ***
1 2 3 4

- Part No.
- Size (H):
(blank): 2.54mm
H15: 1.50mm
H17: 1.70mm
H20: 2.00mm
H30: 3.00mm
- Material:
(blank): Nylon 6T, UL94V-0
GWT: Nylon 6T, UL94V-0, GWT 750°C
- Finish:
(blank): Gold-flash
G15: 15µm (0.38µm) MIN. Select Gold (Mating Area)
100µm (2.54µm) MIN. Select Tin
G30: 30µm (0.76µm) MIN. Select Gold (Mating Area)
100µm (2.54µm) MIN. Select Tin
T: Tin over Nickel



Ordering Information & Dimensions:

PART NO.	Dimensions		PART NO.	Dimensions	
	A	B		A	B
2x2P	2.54	5.08	2x22P	53.34	55.88
2x3P	5.08	7.62	2x23P	55.88	58.42
2x4P	7.62	10.16	2x24P	58.42	60.96
2x5P	10.16	12.70	2x25P	60.96	63.50
2x6P	12.70	15.24	2x26P	63.50	66.04
2x7P	15.24	17.78	2x27P	66.04	68.58
2x8P	17.78	20.32	2x28P	68.58	71.12
2x9P	20.32	22.86	2x29P	71.12	73.66
2x10P	22.86	25.40	2x30P	73.66	76.20
2x11P	25.40	27.94	2x31P	76.20	78.74
2x12P	27.94	30.48	2x32P	78.74	81.28
2x13P	30.48	33.02	2x33P	81.28	83.82
2x14P	33.02	35.56	2x34P	83.82	86.36
2x15P	35.56	38.10	2x35P	86.36	88.90
2x16P	38.10	40.64	2x36P	88.90	91.44
2x17P	40.64	43.18	2x37P	91.44	93.98
2x18P	43.18	45.72	2x38P	93.98	96.52
2x19P	45.72	48.26	2x39P	96.52	99.06
2x20P	48.26	50.80	2x40P	99.06	101.60
2x21P	50.80	53.34			

Unit: mm

A2541WR-S-2xXP

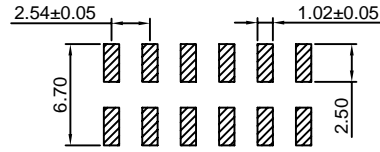
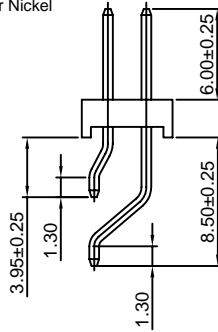
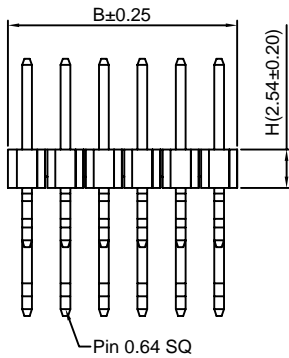
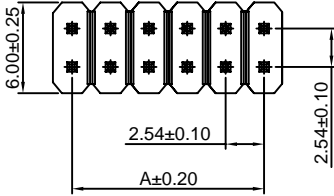
2.54mm Pitch 90° Dual Row Pin Header - SMT TYPE

Reference Informations:

- *Material: Pin: Brass/Gold over Nickel
Insulator: Nylon 6T, UL94V-0
- *Mates with CJT A2541 series dual row Housing
Optional Gold plating available but MOQ requested
- *Color: Black

Ordering Information:
A2541WR-S-2xXP - *** - *** - ***

- Part No.
- Size(H):
(blank): 2.54mm
H15: 1.50mm
H17: 1.70mm
H20: 2.00mm
H30: 3.00mm
- Material:
(blank): Nylon 6T, UL94V-0
GWT: Nylon 6T, UL94V-0, GWT 750°C
- Finish:
(blank): Gold-flash
G15: 15µm (0.38µm) MIN. Select Gold (Mating Area)
100µm (2.54µm) MIN. Select Tin
G30: 30µm (0.76µm) MIN. Select Gold (Mating Area)
100µm (2.54µm) MIN. Select Tin
T: Tin over Nickel



P.C.B LAYOUT

Ordering Information & Dimensions:

PART NO.	Dimensions		PART NO.	Dimensions	
	A	B		A	B
2x2P	2.54	5.08	2x22P	53.34	55.88
2x3P	5.08	7.62	2x23P	55.88	58.42
2x4P	7.62	10.16	2x24P	58.42	60.96
2x5P	10.16	12.70	2x25P	60.96	63.50
2x6P	12.70	15.24	2x26P	63.50	66.04
2x7P	15.24	17.78	2x27P	66.04	68.58
2x8P	17.78	20.32	2x28P	68.58	71.12
2x9P	20.32	22.86	2x29P	71.12	73.66
2x10P	22.86	25.40	2x30P	73.66	76.20
2x11P	25.40	27.94	2x31P	76.20	78.74
2x12P	27.94	30.48	2x32P	78.74	81.28
2x13P	30.48	33.02	2x33P	81.28	83.82
2x14P	33.02	35.56	2x34P	83.82	86.36
2x15P	35.56	38.10	2x35P	86.36	88.90
2x16P	38.10	40.64	2x36P	88.90	91.44
2x17P	40.64	43.18	2x37P	91.44	93.98
2x18P	43.18	45.72	2x38P	93.98	96.52
2x19P	45.72	48.26	2x39P	96.52	99.06
2x20P	48.26	50.80	2x40P	99.06	101.60
2x21P	50.80	53.34			

Unit: mm

A2541WV-S-F-2xXP

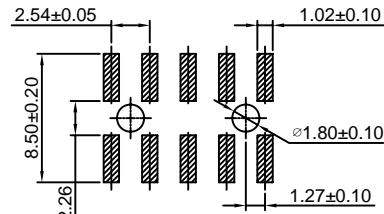
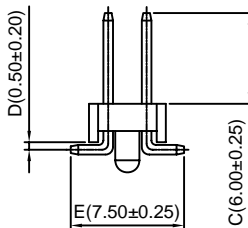
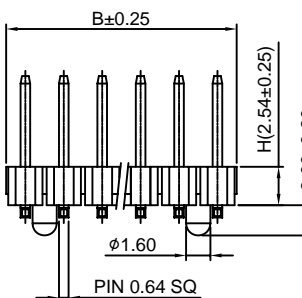
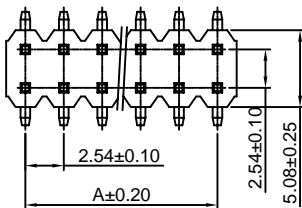
2.54mm Pitch 180° Dual Row Pin Header - SMT TYPE

Reference Informations:

- *Material: Pin: Brass/Gold over Nickel
Insulator: Nylon 6T, UL94V-0
- *Mates with CJT A2541 series dual row Housing
Optional Gold plating available but MOQ requested
- *Color: Black

Ordering Information:
A2541WV-S-F-2xXP - *** - *** - ***

- Part No.
- Size(H):
(blank): 2.54mm
H15: 1.50mm
H17: 1.70mm
H20: 2.00mm
H30: 3.00mm
- Material:
(blank): Nylon 6T, UL94V-0
GWT: Nylon 6T, UL94V-0, GWT 750°C
- Finish:
(blank): Gold-flash
G15: 15µm (0.38µm) MIN. Select Gold (Mating Area)
100µm (2.54µm) MIN. Select Tin
G30: 30µm (0.76µm) MIN. Select Gold (Mating Area)
100µm (2.54µm) MIN. Select Tin
T: Tin over Nickel



P.C.B LAYOUT

Ordering Information & Dimensions:

PART NO.	Dimensions		PART NO.	Dimensions	
	A	B		A	B
2x2P	2.54	5.08	2x22P	53.34	55.88
2x3P	5.08	7.62	2x23P	55.88	58.42
2x4P	7.62	10.16	2x24P	58.42	60.96
2x5P	10.16	12.70	2x25P	60.96	63.50
2x6P	12.70	15.24	2x26P	63.50	66.04
2x7P	15.24	17.78	2x27P	66.04	68.58
2x8P	17.78	20.32	2x28P	68.58	71.12
2x9P	20.32	22.86	2x29P	71.12	73.66
2x10P	22.86	25.40	2x30P	73.66	76.20
2x11P	25.40	27.94	2x31P	76.20	78.74
2x12P	27.94	30.48	2x32P	78.74	81.28
2x13P	30.48	33.02	2x33P	81.28	83.82
2x14P	33.02	35.56	2x34P	83.82	86.36
2x15P	35.56	38.10	2x35P	86.36	88.90
2x16P	38.10	40.64	2x36P	88.90	91.44
2x17P	40.64	43.18	2x37P	91.44	93.98
2x18P	43.18	45.72	2x38P	93.98	96.52
2x19P	45.72	48.26	2x39P	96.52	99.06
2x20P	48.26	50.80	2x40P	99.06	101.60
2x21P	50.80	53.34			

Unit: mm

A2541WR-S-F-2xXP

2.54mm Pitch 90° Dual Row Pin Header - SMT TYPE

Reference Informations:

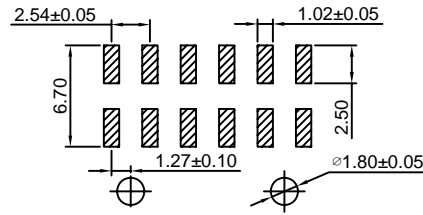
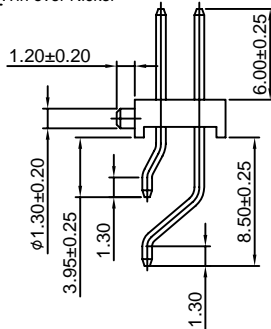
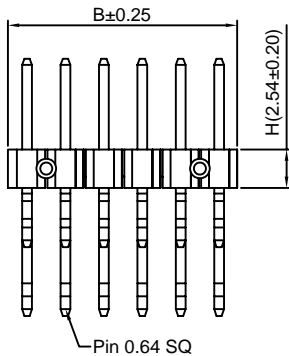
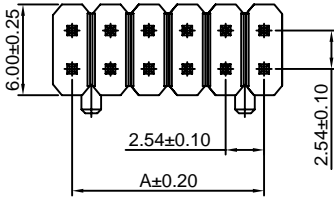
*Material: Pin: Brass/Gold over Nickel
Insulator: Nylon 6T, UL94V-0

*Mates with CJT A2541 series dual row Housing
Optional Gold plating available but MOQ requested

*Color: Black

Ordering Information:
A2541WR-S-F-2xXP - ^{***} - ^{***} - ^{***}
1 2 3 4

- Part No.
- Size(H):
(blank): 2.54mm
H15: 1.50mm
H17: 1.70mm
H20: 2.00mm
H30: 3.00mm
- Material:
(blank): Nylon 6T, UL94V-0
GWT: Nylon 6T, UL94V-0, GWT 750 °C
- Finish:
(blank): Gold-flash
G15: 15µin (0.38µm) MIN. Select Gold (Mating Area)
100µin (2.54µm) MIN. Select Tin
G30: 30µin (0.76µm) MIN. Select Gold (Mating Area)
100µin (2.54µm) MIN. Select Tin
T: Tin over Nickel



P.C.B LAYOUT

Ordering Information & Dimensions:

PART NO.	Dimensions		PART NO.	Dimensions	
	A	B		A	B
2x2P	2.54	5.08	2x22P	53.34	55.88
2x3P	5.08	7.62	2x23P	55.88	58.42
2x4P	7.62	10.16	2x24P	58.42	60.96
2x5P	10.16	12.70	2x25P	60.96	63.50
2x6P	12.70	15.24	2x26P	63.50	66.04
2x7P	15.24	17.78	2x27P	66.04	68.58
2x8P	17.78	20.32	2x28P	68.58	71.12
2x9P	20.32	22.86	2x29P	71.12	73.66
2x10P	22.86	25.40	2x30P	73.66	76.20
2x11P	25.40	27.94	2x31P	76.20	78.74
2x12P	27.94	30.48	2x32P	78.74	81.28
2x13P	30.48	33.02	2x33P	81.28	83.82
2x14P	33.02	35.56	2x34P	83.82	86.36
2x15P	35.56	38.10	2x35P	86.36	88.90
2x16P	38.10	40.64	2x36P	88.90	91.44
2x17P	40.64	43.18	2x37P	91.44	93.98
2x18P	43.18	45.72	2x38P	93.98	96.52
2x19P	45.72	48.26	2x39P	96.52	99.06
2x20P	48.26	50.80	2x40P	99.06	101.60
2x21P	50.80	53.34			

Unit: mm

A2541WVA-S-2xXP

2.54mm Pitch 180° Dual Row Pin Header-SMT TYPE

Reference Informations:

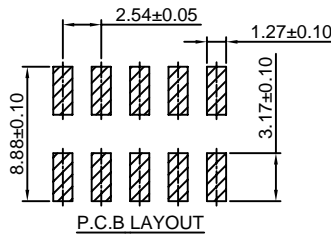
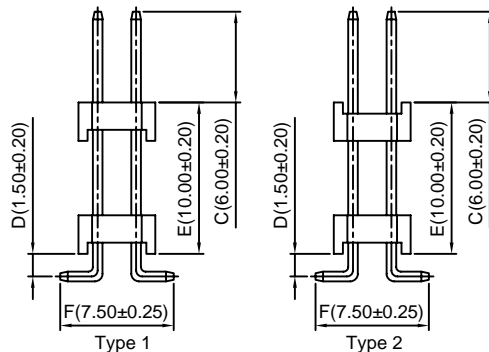
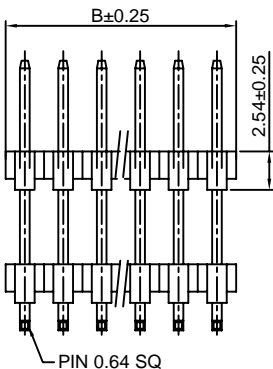
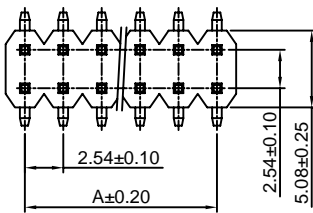
*Material: Pin: Brass/Gold over Nickel
Insulator: Nylon 6T, UL94V-0

*Mates with CJT A2541 series dual row Housing
Optional Gold plating available but MOQ requested

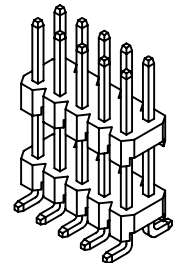
*Color: Black

Ordering Information:
A2541WVA-S-2xXP - ^{*} - ^{***} - ^{***} - ^{***}
1 2 3 4 5

- Part No.
- Style:
(blank): Type 1
R: Type 2
- Size(H):
(blank): 2.54mm
H15: 1.50mm
H17: 1.70mm
H20: 2.00mm
H30: 3.00mm
- Material:
(blank): Nylon 6T, UL94V-0
GWT: Nylon 6T, UL94V-0, GWT 750 °C
- Finish:
(blank): Gold-flash
G15: 15µin (0.38µm) MIN. Select Gold (Mating Area)
100µin (2.54µm) MIN. Select Tin
G30: 30µin (0.76µm) MIN. Select Gold (Mating Area)
100µin (2.54µm) MIN. Select Tin
T: Tin over Nickel



P.C.B LAYOUT



Ordering Information & Dimensions:

PART NO.	Dimensions		PART NO.	Dimensions	
	A	B		A	B
2x2P	2.54	5.08	2x22P	53.34	55.88
2x3P	5.08	7.62	2x23P	55.88	58.42
2x4P	7.62	10.16	2x24P	58.42	60.96
2x5P	10.16	12.70	2x25P	60.96	63.50
2x6P	12.70	15.24	2x26P	63.50	66.04
2x7P	15.24	17.78	2x27P	66.04	68.58
2x8P	17.78	20.32	2x28P	68.58	71.12
2x9P	20.32	22.86	2x29P	71.12	73.66
2x10P	22.86	25.40	2x30P	73.66	76.20
2x11P	25.40	27.94	2x31P	76.20	78.74
2x12P	27.94	30.48	2x32P	78.74	81.28
2x13P	30.48	33.02	2x33P	81.28	83.82
2x14P	33.02	35.56	2x34P	83.82	86.36
2x15P	35.56	38.10	2x35P	86.36	88.90
2x16P	38.10	40.64	2x36P	88.90	91.44
2x17P	40.64	43.18	2x37P	91.44	93.98
2x18P	43.18	45.72	2x38P	93.98	96.52
2x19P	45.72	48.26	2x39P	96.52	99.06
2x20P	48.26	50.80	2x40P	99.06	101.60
2x21P	50.80	53.34			

Unit: mm

A2541WVA-S-F-2xXP

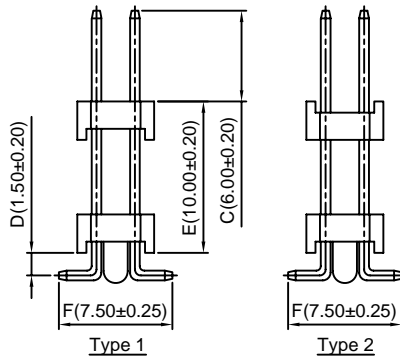
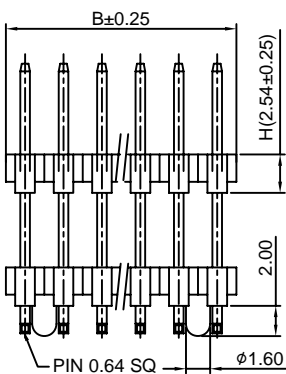
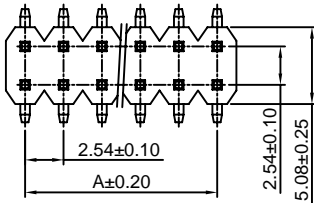
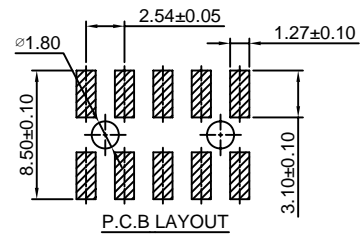
2.54mm Pitch 180° Daul Row Pin Header-SMT TYPE

Reference Informations:

- *Material:Pin:Brass/Gold over Nickel
Insulator:Nylon 6T ,UL94V-0
- *Mates with CJT A2541 series dual row Housing
Optional Gold plating available but MOQ requested
- *Color:Black

Ordering Information:
A2541WVA-S-F-2xXP - $\frac{1}{2} - \frac{***}{3} - \frac{***}{4} - \frac{***}{5}$

- Part No.
- Style:
(blank): Type 1
R: Type 2
- Size(H):
(blank): 2.54mm
H15: 1.50mm
H17: 1.70mm
H20: 2.00mm
H30: 3.00mm
- Material:
(blank): Nylon 6T,UL94V-0
GWT:Nylon 6T,UL94V-0,GWT 750 °C
- Finish:
(blank): Gold-flash
G15:15µm (0.38µm) MIN.Select Gold(Mating Area)
100µm (2.54µm) MIN.Select Tin
G30:30µm (0.76µm) MIN.Select Gold(Mating Area)
100µm (2.54µm) MIN.Select Tin
T: Tin over Nickel



Ordering Information & Dimensions:

PART NO.	Dimensions		PART NO.	Dimensions	
	A	B		A	B
2x2P	2.54	5.08	2x22P	53.34	55.88
2x3P	5.08	7.62	2x23P	55.88	58.42
2x4P	7.62	10.16	2x24P	58.42	60.96
2x5P	10.16	12.70	2x25P	60.96	63.50
2x6P	12.70	15.24	2x26P	63.50	66.04
2x7P	15.24	17.78	2x27P	66.04	68.58
2x8P	17.78	20.32	2x28P	68.58	71.12
2x9P	20.32	22.86	2x29P	71.12	73.66
2x10P	22.86	25.40	2x30P	73.66	76.20
2x11P	25.40	27.94	2x31P	76.20	78.74
2x12P	27.94	30.48	2x32P	78.74	81.28
2x13P	30.48	33.02	2x33P	81.28	83.82
2x14P	33.02	35.56	2x34P	83.82	86.36
2x15P	35.56	38.10	2x35P	86.36	88.90
2x16P	38.10	40.64	2x36P	88.90	91.44
2x17P	40.64	43.18	2x37P	91.44	93.98
2x18P	43.18	45.72	2x38P	93.98	96.52
2x19P	45.72	48.26	2x39P	96.52	99.06
2x20P	48.26	50.80	2x40P	99.06	101.60
2x21P	50.80	53.34			

Unit: mm

A2541WV-2xXP-H43

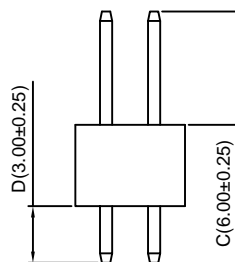
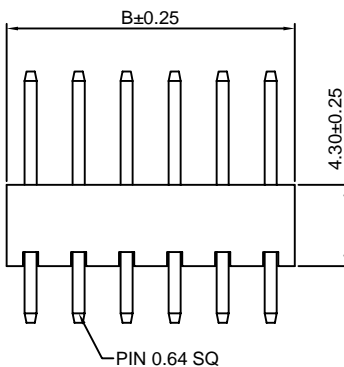
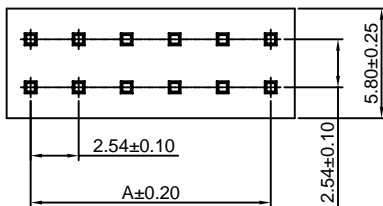
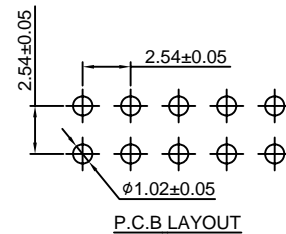
2.54mm Pitch 180° Daul Row Pin Header

Reference Informations:

- *Material:Pin:Brass/Gold over Nickel
Insulator:PBT ,UL94V-0
- *Mates with CJT A2541 series dual row Housing
Optional Gold plating available but MOQ requested
- *Color:Black

Ordering Information:
A2541WV-2xXP-H43 - $\frac{***}{2} - \frac{***}{3}$

- Part No.
- Material:
(blank):PBT,UL94V-0
6T:Nylon 6T,UL94V-0
GWT:Nylon 6T,UL94V-0,GWT 750 °C
- Finish:
(blank): Gold-flash
G15:15µm (0.38µm) MIN.Select Gold(Mating Area)
100µm (2.54µm) MIN.Select Tin
G30:30µm (0.76µm) MIN.Select Gold(Mating Area)
100µm (2.54µm) MIN.Select Tin
T: Tin over Nickel



Ordering Information & Dimensions:

PART NO.	Dimensions		PART NO.	Dimensions	
	A	B		A	B
2x2P	2.54	5.08	2x22P	53.34	55.88
2x3P	5.08	7.62	2x23P	55.88	58.42
2x4P	7.62	10.16	2x24P	58.42	60.96
2x5P	10.16	12.70	2x25P	60.96	63.50
2x6P	12.70	15.24	2x26P	63.50	66.04
2x7P	15.24	17.78	2x27P	66.04	68.58
2x8P	17.78	20.32	2x28P	68.58	71.12
2x9P	20.32	22.86	2x29P	71.12	73.66
2x10P	22.86	25.40	2x30P	73.66	76.20
2x11P	25.40	27.94	2x31P	76.20	78.74
2x12P	27.94	30.48	2x32P	78.74	81.28
2x13P	30.48	33.02	2x33P	81.28	83.82
2x14P	33.02	35.56	2x34P	83.82	86.36
2x15P	35.56	38.10	2x35P	86.36	88.90
2x16P	38.10	40.64	2x36P	88.90	91.44
2x17P	40.64	43.18	2x37P	91.44	93.98
2x18P	43.18	45.72	2x38P	93.98	96.52
2x19P	45.72	48.26	2x39P	96.52	99.06
2x20P	48.26	50.80	2x40P	99.06	101.60
2x21P	50.80	53.34			

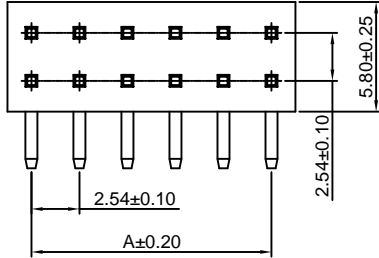
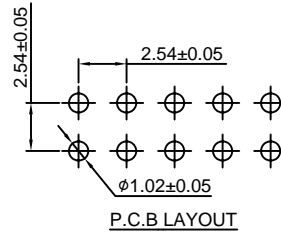
Unit: mm

A2541WR-2xXP-H43

2.54mm Pitch 90° Daul Row Pin Header

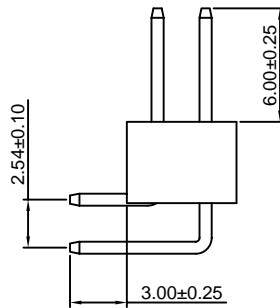
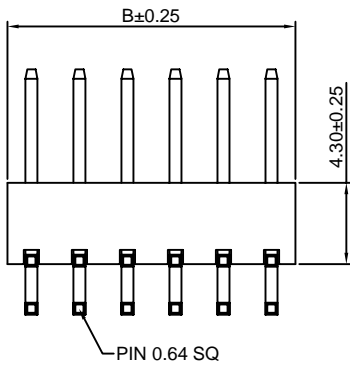
Reference Informations:

- *Material:Pin:Brass/Gold over Nickel
Insulator:PBT,UL94V-0
- *Mates with CJT A2541 series dual row Housing
Optional Gold plating available but MOQ requested
- *Color:Black



Ordering Information:
A2541WR-2xXP-H43 - *** - ***
1 2 3

1.Part No.
2.Material:
(blank):PBT,UL94V-0
6T:Nylon 6T,UL94V-0
GWT:Nylon 6T,UL94V-0,GWT 750 °C
3.Finish:
(blank):Gold-flash
G15:15µin (0.38µm) MIN.Select Gold(Mating Area)
100µin (2.54µm) MIN.Select Tin
G30:30µin (0.76µm) MIN.Select Gold(Mating Area)
100µin (2.54µm) MIN.Select Tin
I:Tin over Nickel



Ordering Information & Dimensions:

PART NO.	Dimensions		PART NO.	Dimensions	
	A	B		A	B
2x2P	2.54	5.08	2x22P	53.34	55.88
2x3P	5.08	7.62	2x23P	55.88	58.42
2x4P	7.62	10.16	2x24P	58.42	60.96
2x5P	10.16	12.70	2x25P	60.96	63.50
2x6P	12.70	15.24	2x26P	63.50	66.04
2x7P	15.24	17.78	2x27P	66.04	68.58
2x8P	17.78	20.32	2x28P	68.58	71.12
2x9P	20.32	22.86	2x29P	71.12	73.66
2x10P	22.86	25.40	2x30P	73.66	76.20
2x11P	25.40	27.94	2x31P	76.20	78.74
2x12P	27.94	30.48	2x32P	78.74	81.28
2x13P	30.48	33.02	2x33P	81.28	83.82
2x14P	33.02	35.56	2x34P	83.82	86.36
2x15P	35.56	38.10	2x35P	86.36	88.90
2x16P	38.10	40.64	2x36P	88.90	91.44
2x17P	40.64	43.18	2x37P	91.44	93.98
2x18P	43.18	45.72	2x38P	93.98	96.52
2x19P	45.72	48.26	2x39P	96.52	99.06
2x20P	48.26	50.80	2x40P	99.06	101.60
2x21P	50.80	53.34			

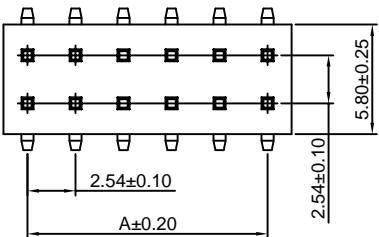
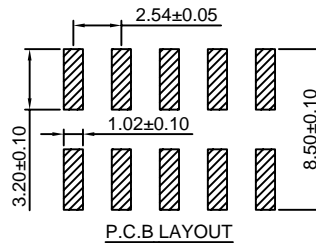
Unit: mm

A2541WV-S-2xXP-H43

2.54mm Pitch 180° Daul Row Pin Header-SMT TYPE

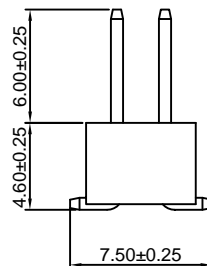
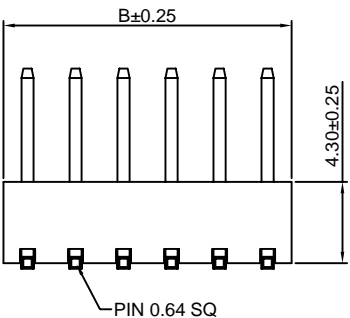
Reference Informations:

- *Material:Pin:Brass/Gold over Nickel
Insulator:Nylon 6T ,UL94V-0
- *Mates with CJT A2541 series dual row Housing
Optional Gold plating available but MOQ requested
- *Color:Black



Ordering Information:
A2541WV-S-2xXP-H43 - *** - ***
1 2 3

1.Part No.
2.Material:
(blank):PBT,UL94V-0
6T:Nylon 6T,UL94V-0
GWT:Nylon 6T,UL94V-0,GWT 750 °C
3.Finish:
(blank):Gold-flash
G15:15µin (0.38µm) MIN.Select Gold(Mating Area)
100µin (2.54µm) MIN.Select Tin
G30:30µin (0.76µm) MIN.Select Gold(Mating Area)
100µin (2.54µm) MIN.Select Tin
I:Tin over Nickel



Ordering Information & Dimensions:

PART NO.	Dimensions		PART NO.	Dimensions	
	A	B		A	B
2x2P	2.54	5.08	2x22P	53.34	55.88
2x3P	5.08	7.62	2x23P	55.88	58.42
2x4P	7.62	10.16	2x24P	58.42	60.96
2x5P	10.16	12.70	2x25P	60.96	63.50
2x6P	12.70	15.24	2x26P	63.50	66.04
2x7P	15.24	17.78	2x27P	66.04	68.58
2x8P	17.78	20.32	2x28P	68.58	71.12
2x9P	20.32	22.86	2x29P	71.12	73.66
2x10P	22.86	25.40	2x30P	73.66	76.20
2x11P	25.40	27.94	2x31P	76.20	78.74
2x12P	27.94	30.48	2x32P	78.74	81.28
2x13P	30.48	33.02	2x33P	81.28	83.82
2x14P	33.02	35.56	2x34P	83.82	86.36
2x15P	35.56	38.10	2x35P	86.36	88.90
2x16P	38.10	40.64	2x36P	88.90	91.44
2x17P	40.64	43.18	2x37P	91.44	93.98
2x18P	43.18	45.72	2x38P	93.98	96.52
2x19P	45.72	48.26	2x39P	96.52	99.06
2x20P	48.26	50.80	2x40P	99.06	101.60
2x21P	50.80	53.34			

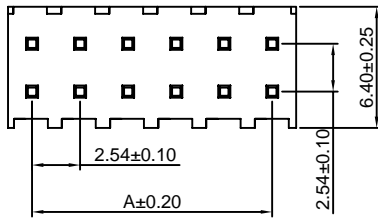
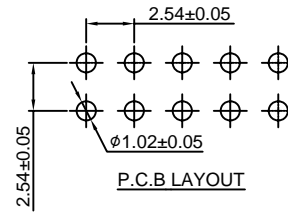
Unit: mm

A2541WV-2xXP-H74

2.54mm Pitch 180° Daul Row Pin Header

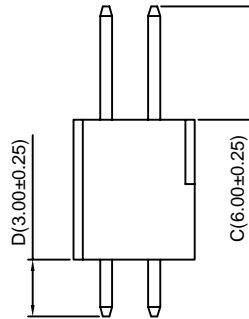
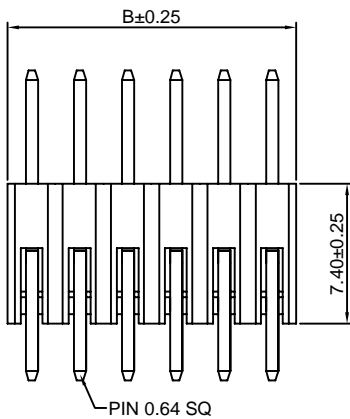
Reference Informations:

- *Material: Pin: Brass/Gold over Nickel
Insulator: PBT, UL94V-0
- *Mates with CJT A2541 series dual row Housing
Optional Gold plating available but MOQ requested
- *Color: Black



Ordering Information:
A2541WV-2xXP-H74 - *** - ***
1 2 3

1. Part No.
2. Material:
(blank): PBT, UL94V-0
6T: Nylon 6T, UL94V-0
GWT: Nylon 6T, UL94V-0, GWT 750°C
3. Finish:
(blank): Gold-flash
G15: 15µin (0.38µm) MIN. Select Gold (Mating Area)
100µin (2.54µm) MIN. Select Tin
G30: 30µin (0.76µm) MIN. Select Gold (Mating Area)
100µin (2.54µm) MIN. Select Tin
T: Tin over Nickel



Ordering Information & Dimensions:

PART NO.	Dimensions		PART NO.	Dimensions	
	A	B		A	B
2x2P	2.54	5.08	2x22P	53.34	55.88
2x3P	5.08	7.62	2x23P	55.88	58.42
2x4P	7.62	10.16	2x24P	58.42	60.96
2x5P	10.16	12.70	2x25P	60.96	63.50
2x6P	12.70	15.24	2x26P	63.50	66.04
2x7P	15.24	17.78	2x27P	66.04	68.58
2x8P	17.78	20.32	2x28P	68.58	71.12
2x9P	20.32	22.86	2x29P	71.12	73.66
2x10P	22.86	25.40	2x30P	73.66	76.20
2x11P	25.40	27.94	2x31P	76.20	78.74
2x12P	27.94	30.48	2x32P	78.74	81.28
2x13P	30.48	33.02	2x33P	81.28	83.82
2x14P	33.02	35.56	2x34P	83.82	86.36
2x15P	35.56	38.10	2x35P	86.36	88.90
2x16P	38.10	40.64	2x36P	88.90	91.44
2x17P	40.64	43.18	2x37P	91.44	93.98
2x18P	43.18	45.72	2x38P	93.98	96.52
2x19P	45.72	48.26	2x39P	96.52	99.06
2x20P	48.26	50.80	2x40P	99.06	101.60
2x21P	50.80	53.34			

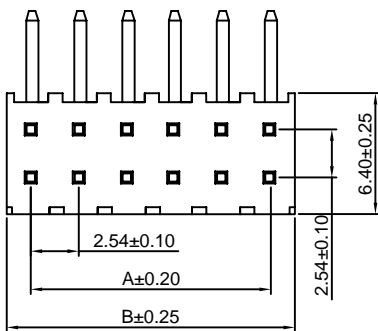
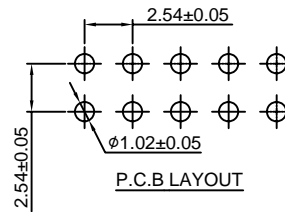
Unit: mm

A2541WR-2xXP-H74

2.54mm Pitch 90° Daul Row Pin Header

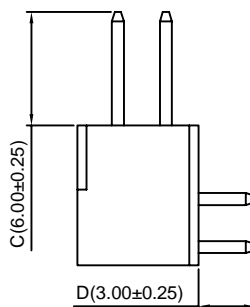
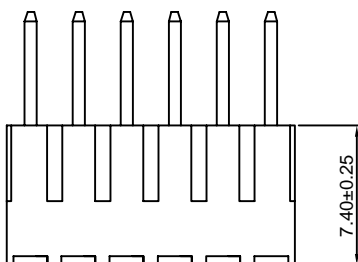
Reference Informations:

- *Material: Pin: Brass/Gold over Nickel
Insulator: PBT, UL94V-0
- *Mates with CJT A2541 series dual row Housing
Optional Gold plating available but MOQ requested
- *Color: Black



Ordering Information:
A2541WR-2xXP-H74 - *** - ***
1 2 3

1. Part No.
2. Material:
(blank): PBT, UL94V-0
6T: Nylon 6T, UL94V-0
GWT: Nylon 6T, UL94V-0, GWT 750°C
3. Finish:
(blank): Gold-flash
G15: 15µin (0.38µm) MIN. Select Gold (Mating Area)
100µin (2.54µm) MIN. Select Tin
G30: 30µin (0.76µm) MIN. Select Gold (Mating Area)
100µin (2.54µm) MIN. Select Tin
T: Tin over Nickel



Ordering Information & Dimensions:

PART NO.	Dimensions		PART NO.	Dimensions	
	A	B		A	B
2x2P	2.54	5.08	2x22P	53.34	55.88
2x3P	5.08	7.62	2x23P	55.88	58.42
2x4P	7.62	10.16	2x24P	58.42	60.96
2x5P	10.16	12.70	2x25P	60.96	63.50
2x6P	12.70	15.24	2x26P	63.50	66.04
2x7P	15.24	17.78	2x27P	66.04	68.58
2x8P	17.78	20.32	2x28P	68.58	71.12
2x9P	20.32	22.86	2x29P	71.12	73.66
2x10P	22.86	25.40	2x30P	73.66	76.20
2x11P	25.40	27.94	2x31P	76.20	78.74
2x12P	27.94	30.48	2x32P	78.74	81.28
2x13P	30.48	33.02	2x33P	81.28	83.82
2x14P	33.02	35.56	2x34P	83.82	86.36
2x15P	35.56	38.10	2x35P	86.36	88.90
2x16P	38.10	40.64	2x36P	88.90	91.44
2x17P	40.64	43.18	2x37P	91.44	93.98
2x18P	43.18	45.72	2x38P	93.98	96.52
2x19P	45.72	48.26	2x39P	96.52	99.06
2x20P	48.26	50.80	2x40P	99.06	101.60
2x21P	50.80	53.34			

Unit: mm

A2541WVA-2xXP-H

2.54mm Pitch 180° Daul Row Pin Header

Reference Informations:

*Material: Pin: Brass/Gold over Nickel
Insulator: PBT, UL94V-0

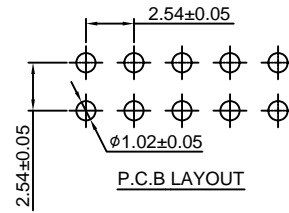
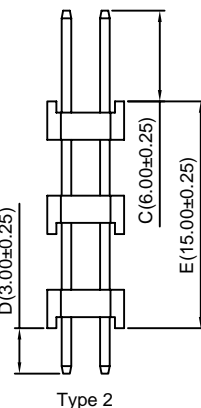
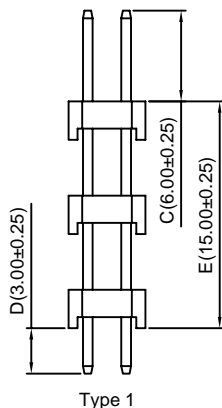
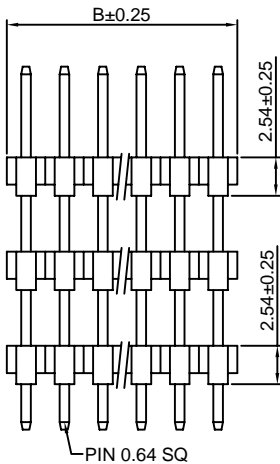
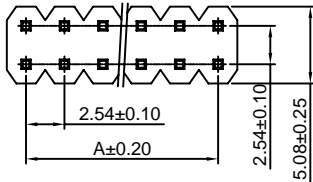
*Mates with CJT A2541 series dual row Housing
Optional Gold plating available but MOQ requested

*Color: Black

Ordering Information:
A2541WVA-2xXP-H - * - * - * - *

1. Part No.
2. Style:
(blank): Type 1
R: Type 2
3. Material:
(blank): PBT, UL94V-0
6T: Nylon 6T, UL94V-0
GWT: Nylon 6T, UL94V-0, GWT 750 °C

4. Finish:
(blank): Gold-flash
G15: 15µin (0.38µm) MIN. Select Gold (Mating Area)
100µin (2.54µm) MIN. Select Tin
G30: 30µin (0.76µm) MIN. Select Gold (Mating Area)
100µin (2.54µm) MIN. Select Tin
T: Tin over Nickel



Ordering Information & Dimensions:

PART NO.	Dimensions		PART NO.	Dimensions	
	A	B		A	B
2x2P	2.54	5.08	2x22P	53.34	55.88
2x3P	5.08	7.62	2x23P	55.88	58.42
2x4P	7.62	10.16	2x24P	58.42	60.96
2x5P	10.16	12.70	2x25P	60.96	63.50
2x6P	12.70	15.24	2x26P	63.50	66.04
2x7P	15.24	17.78	2x27P	66.04	68.58
2x8P	17.78	20.32	2x28P	68.58	71.12
2x9P	20.32	22.86	2x29P	71.12	73.66
2x10P	22.86	25.40	2x30P	73.66	76.20
2x11P	25.40	27.94	2x31P	76.20	78.74
2x12P	27.94	30.48	2x32P	78.74	81.28
2x13P	30.48	33.02	2x33P	81.28	83.82
2x14P	33.02	35.56	2x34P	83.82	86.36
2x15P	35.56	38.10	2x35P	86.36	88.90
2x16P	38.10	40.64	2x36P	88.90	91.44
2x17P	40.64	43.18	2x37P	91.44	93.98
2x18P	43.18	45.72	2x38P	93.98	96.52
2x19P	45.72	48.26	2x39P	96.52	99.06
2x20P	48.26	50.80	2x40P	99.06	101.60
2x21P	50.80	53.34			

Unit: mm

A2541WRA-2xXP-D

2.54mm Pitch 90° Daul Row Pin Header

Reference Informations:

*Material: Pin: Brass/Gold over Nickel
Insulator: PBT, UL94V-0

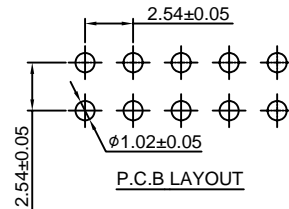
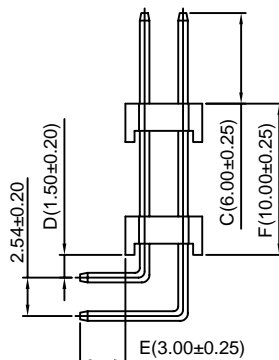
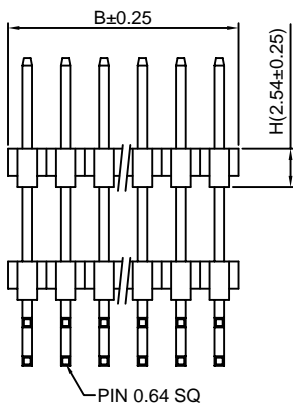
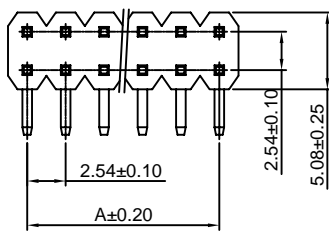
*Mates with CJT A2541 series dual row Housing
Optional Gold plating available but MOQ requested

*Color: Black

Ordering Information:
A2541WRA-2xXP-D - * - * - * - *

1. Part No.
2. Size (H):
(blank): 2.54mm
H15: 1.50mm
H17: 1.70mm
H20: 2.00mm
H30: 3.00mm
3. Material:
(blank): PBT, UL94V-0
6T: Nylon 6T, UL94V-0
GWT: Nylon 6T, UL94V-0, GWT 750 °C

4. Finish:
(blank): Gold-flash
G15: 15µin (0.38µm) MIN. Select Gold (Mating Area)
100µin (2.54µm) MIN. Select Tin
G30: 30µin (0.76µm) MIN. Select Gold (Mating Area)
100µin (2.54µm) MIN. Select Tin
T: Tin over Nickel



Ordering Information & Dimensions:

PART NO.	Dimensions		PART NO.	Dimensions	
	A	B		A	B
2x2P	2.54	5.08	2x22P	53.34	55.88
2x3P	5.08	7.62	2x23P	55.88	58.42
2x4P	7.62	10.16	2x24P	58.42	60.96
2x5P	10.16	12.70	2x25P	60.96	63.50
2x6P	12.70	15.24	2x26P	63.50	66.04
2x7P	15.24	17.78	2x27P	66.04	68.58
2x8P	17.78	20.32	2x28P	68.58	71.12
2x9P	20.32	22.86	2x29P	71.12	73.66
2x10P	22.86	25.40	2x30P	73.66	76.20
2x11P	25.40	27.94	2x31P	76.20	78.74
2x12P	27.94	30.48	2x32P	78.74	81.28
2x13P	30.48	33.02	2x33P	81.28	83.82
2x14P	33.02	35.56	2x34P	83.82	86.36
2x15P	35.56	38.10	2x35P	86.36	88.90
2x16P	38.10	40.64	2x36P	88.90	91.44
2x17P	40.64	43.18	2x37P	91.44	93.98
2x18P	43.18	45.72	2x38P	93.98	96.52
2x19P	45.72	48.26	2x39P	96.52	99.06
2x20P	48.26	50.80	2x40P	99.06	101.60
2x21P	50.80	53.34			

Unit: mm

A2541WV-3xXP

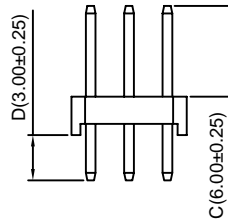
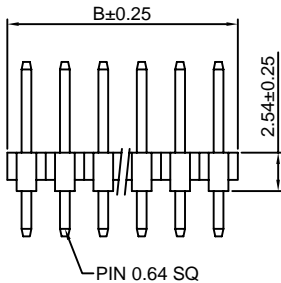
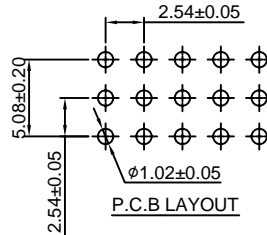
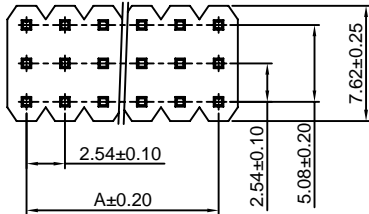
2.54mm Pitch 180° Triple Row Pin Header

Reference Informations:

- *Material: Pin: Brass/Gold over Nickel
Insulator: PBT, UL94V-0
- *Mates with CJT A2541 series triple row Female Header
- *Optional Gold plating available but MOQ requested
- *Color: Black

Ordering Information:
A2541WV-3xXP - *** - ***
1 2 3

1. Part No.
2. Material:
(blank): PBT, UL94V-0
6T: Nylon 6T, UL94V-0
GWT: Nylon 6T, UL94V-0, GWT 750 °C
3. Finish:
(blank): Gold-flash
G15: 15µm (0.38µm) MIN. Select Gold (Mating Area)
100µm (2.54µm) MIN. Select Tin
G30: 30µm (0.76µm) MIN. Select Gold (Mating Area)
100µm (2.54µm) MIN. Select Tin
T: Tin over Nickel



Ordering Information & Dimensions:

PART NO.	Dimensions		PART NO.	Dimensions	
	A	B		A	B
3x2P	2.54	5.08	3x22P	53.34	55.88
3x3P	5.08	7.62	3x23P	55.88	58.42
3x4P	7.62	10.16	3x24P	58.42	60.96
3x5P	10.16	12.70	3x25P	60.96	63.50
3x6P	12.70	15.24	3x26P	63.50	66.04
3x7P	15.24	17.78	3x27P	66.04	68.58
3x8P	17.78	20.32	3x28P	68.58	71.12
3x9P	20.32	22.86	3x29P	71.12	73.66
3x10P	22.86	25.40	3x30P	73.66	76.20
3x11P	25.40	27.94	3x31P	76.20	78.74
3x12P	27.94	30.48	3x32P	78.74	81.28
3x13P	30.48	33.02	3x33P	81.28	83.82
3x14P	33.02	35.56	3x34P	83.82	86.36
3x15P	35.56	38.10	3x35P	86.36	88.90
3x16P	38.10	40.64	3x36P	88.90	91.44
3x17P	40.64	43.18	3x37P	91.44	93.98
3x18P	43.18	45.72	3x38P	93.98	96.52
3x19P	45.72	48.26	3x39P	96.52	99.06
3x20P	48.26	50.80	3x40P	99.06	101.60
3x21P	50.80	53.34			

Unit: mm

A2541WR-3xXP

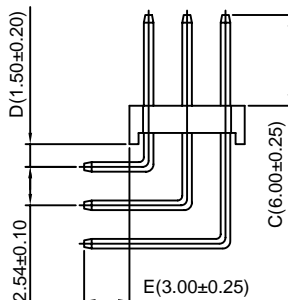
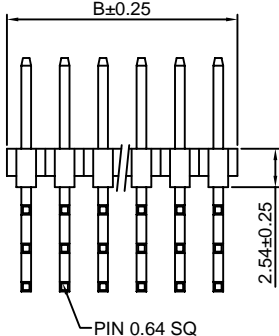
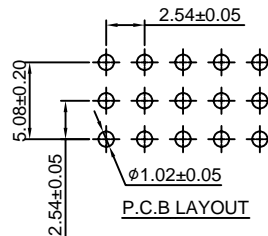
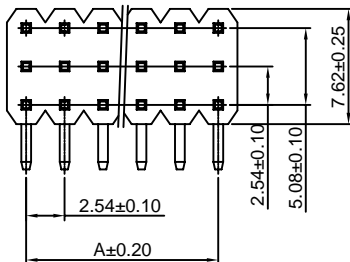
2.54mm Pitch 90° Triple Row Pin Header

Reference Informations:

- *Material: Pin: Brass/Gold over Nickel
Insulator: PBT, UL94V-0
- *Mates with CJT A2541 series triple row Female Header
- *Optional Gold plating available but MOQ requested
- *Color: Black

Ordering Information:
A2541WR-3xXP - *** - ***
1 2 3

1. Part No.
2. Material:
(blank): PBT, UL94V-0
6T: Nylon 6T, UL94V-0
GWT: Nylon 6T, UL94V-0, GWT 750 °C
3. Finish:
(blank): Gold-flash
G15: 15µm (0.38µm) MIN. Select Gold (Mating Area)
100µm (2.54µm) MIN. Select Tin
G30: 30µm (0.76µm) MIN. Select Gold (Mating Area)
100µm (2.54µm) MIN. Select Tin
T: Tin over Nickel



Ordering Information & Dimensions:

PART NO.	Dimensions		PART NO.	Dimensions	
	A	B		A	B
3x2P	2.54	5.08	3x22P	53.34	55.88
3x3P	5.08	7.62	3x23P	55.88	58.42
3x4P	7.62	10.16	3x24P	58.42	60.96
3x5P	10.16	12.70	3x25P	60.96	63.50
3x6P	12.70	15.24	3x26P	63.50	66.04
3x7P	15.24	17.78	3x27P	66.04	68.58
3x8P	17.78	20.32	3x28P	68.58	71.12
3x9P	20.32	22.86	3x29P	71.12	73.66
3x10P	22.86	25.40	3x30P	73.66	76.20
3x11P	25.40	27.94	3x31P	76.20	78.74
3x12P	27.94	30.48	3x32P	78.74	81.28
3x13P	30.48	33.02	3x33P	81.28	83.82
3x14P	33.02	35.56	3x34P	83.82	86.36
3x15P	35.56	38.10	3x35P	86.36	88.90
3x16P	38.10	40.64	3x36P	88.90	91.44
3x17P	40.64	43.18	3x37P	91.44	93.98
3x18P	43.18	45.72	3x38P	93.98	96.52
3x19P	45.72	48.26	3x39P	96.52	99.06
3x20P	48.26	50.80	3x40P	99.06	101.60
3x21P	50.80	53.34			

Unit: mm

A2541WVA-3xXP

2.54mm Pitch 180° Triple Row Pin Header

Reference Informations:

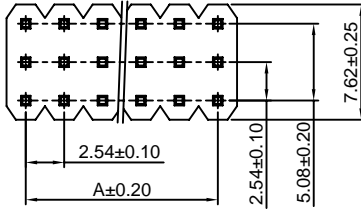
*Material: Pin: Brass/Gold over Nickel
Insulator: PBT, UL94V-0

*Mates with CJT A2541 series triple row Female Header

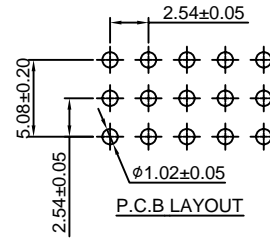
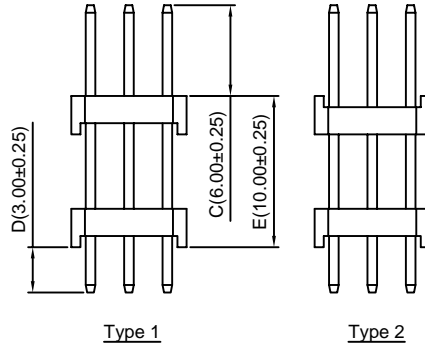
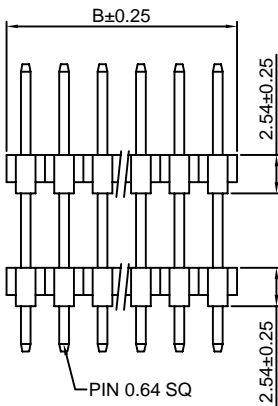
*Optional Gold plating available but MOQ requested

*Color: Black

Ordering Information:
A2541WVA-3xXP - * - *** - ***
1 2 3 4



1. Part No.
2. Style:
(blank): Type 1
R: Type 2
3. Material:
(blank): PBT, UL94V-0
6T: Nylon 6T, UL94V-0
GWT: Nylon 6T, UL94V-0, GWT 750 °C
4. Finish:
(blank): Gold-flash
G15: 15µin (0.38µm) MIN. Select Gold (Mating Area)
100µin (2.54µm) MIN. Select Tin
G30: 30µin (0.76µm) MIN. Select Gold (Mating Area)
100µin (2.54µm) MIN. Select Tin
I: Tin over Nickel



Ordering Information & Dimensions:

PART NO.	Dimensions		PART NO.	Dimensions	
	A	B		A	B
3x2P	2.54	5.08	3x22P	53.34	55.88
3x3P	5.08	7.62	3x23P	55.88	58.42
3x4P	7.62	10.16	3x24P	58.42	60.96
3x5P	10.16	12.70	3x25P	60.96	63.50
3x6P	12.70	15.24	3x26P	63.50	66.04
3x7P	15.24	17.78	3x27P	66.04	68.58
3x8P	17.78	20.32	3x28P	68.58	71.12
3x9P	20.32	22.86	3x29P	71.12	73.66
3x10P	22.86	25.40	3x30P	73.66	76.20
3x11P	25.40	27.94	3x31P	76.20	78.74
3x12P	27.94	30.48	3x32P	78.74	81.28
3x13P	30.48	33.02	3x33P	81.28	83.82
3x14P	33.02	35.56	3x34P	83.82	86.36
3x15P	35.56	38.10	3x35P	86.36	88.90
3x16P	38.10	40.64	3x36P	88.90	91.44
3x17P	40.64	43.18	3x37P	91.44	93.98
3x18P	43.18	45.72	3x38P	93.98	96.52
3x19P	45.72	48.26	3x39P	96.52	99.06
3x20P	48.26	50.80	3x40P	99.06	101.60
3x21P	50.80	53.34			

Unit: mm

A2541HWV-XP

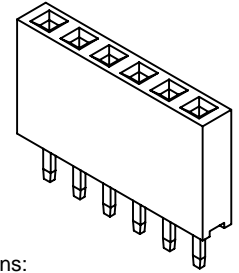
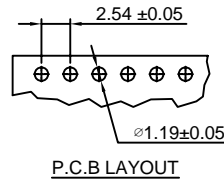
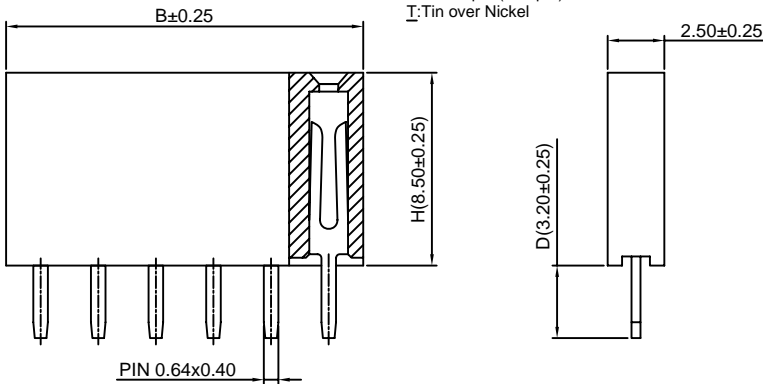
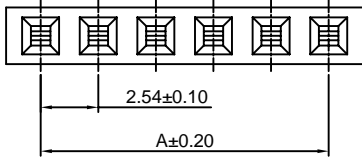
2.54mm Pitch 180° Single Row Female Header

Reference Informations:

- *Material: Pin: Brass/Gold over Nickel
Insulator: PBT15%GF, UL94V-0
- *Mates with CJT A2541 series Single row Pin Header
- *Color: Black

Ordering Information:
A2541HWV-XP - **** - *** - *** - ***
1 2 3 4 5

- Part No.
- Size(H):
(blank): 8.50mm
H71: 7.10mm
H57: 5.70mm
H50: 5.00mm
H35: 3.50mm(B:B-0.50mm)
H110: 11.00mm
- Size(D):
(blank): 3.20mm(H85,H71,H57,H50,H110)
D26: 2.60mm(H35)
D21: 2.10mm(H50)
- Material:
(blank): PBT, UL94V-0
6T: Nylon 6T, UL94V-0
GWT: Nylon 6T, UL94V-0, GWT 750°C
- Finish:
(blank): Gold-flash
G15: 15µm (0.38µm) MIN. Select Gold (Mating Area)
100µm (2.54µm) MIN. Select Tin
G30: 30µm (0.76µm) MIN. Select Gold (Mating Area)
100µm (2.54µm) MIN. Select Tin
I: Tin over Nickel



Ordering Information & Dimensions:

PART NO.	Dimensions		PART NO.	Dimensions	
	A	B		A	B
2P	2.54	5.58	22P	53.34	56.38
3P	5.08	8.12	23P	55.88	58.92
4P	7.62	10.66	24P	58.42	61.46
5P	10.16	13.20	25P	60.96	64.00
6P	12.70	15.74	26P	63.50	66.54
7P	15.24	18.28	27P	66.04	69.08
8P	17.78	20.82	28P	68.58	71.62
9P	20.32	23.36	29P	71.12	74.16
10P	22.86	25.90	30P	73.66	76.70
11P	25.40	28.44	31P	76.20	79.24
12P	27.94	30.98	32P	78.74	81.78
13P	30.48	33.52	33P	81.28	84.32
14P	33.02	36.06	34P	83.82	86.86
15P	35.56	38.60	35P	86.36	89.40
16P	38.10	41.14	36P	88.90	91.94
17P	40.64	43.68	37P	91.44	94.48
18P	43.18	46.22	38P	93.98	97.02
19P	45.72	48.76	39P	96.52	99.56
20P	48.26	51.30	40P	99.06	102.10
21P	50.80	53.84			

Unit: mm

A2541HWR-XP

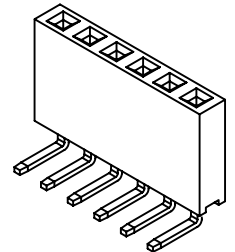
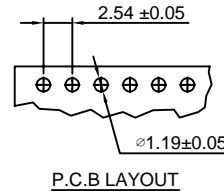
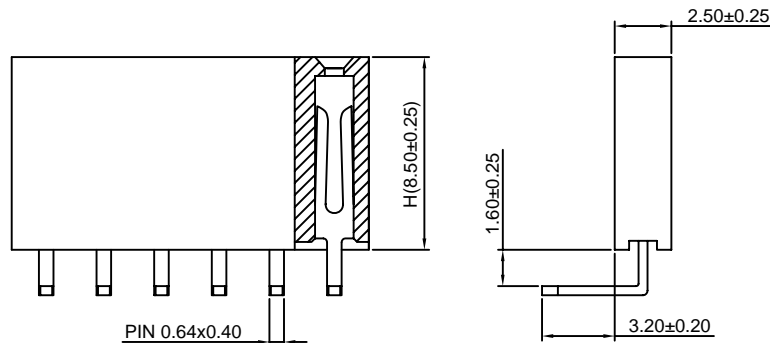
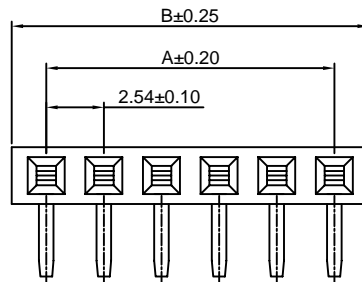
2.54mm Pitch 90° Single Row Female Header

Reference Informations:

- *Material: Pin: Brass/Gold over Nickel
Insulator: PBT15%GF, UL94V-0
- *Mates with CJT A2541 series Single row Pin Header
- *Color: Black

Ordering Information:
A2541HWR-XP - **** - *** - *** - ***
1 2 3 4 5

- Part No.
- Size(H):
(blank): 8.50mm
H71: 7.10mm
H57: 5.70mm
H50: 5.00mm
H35: 3.50mm(B:B-0.50mm)
H110: 11.00mm
- Size(D):
(blank): 3.20mm(H85,H71,H57,H50,H110)
D26: 2.60mm(H35)
D21: 2.10mm(H50)
- Material:
(blank): PBT, UL94V-0
6T: Nylon 6T, UL94V-0
GWT: Nylon 6T, UL94V-0, GWT 750°C
- Finish:
(blank): Gold-flash
G15: 15µm (0.38µm) MIN. Select Gold (Mating Area)
100µm (2.54µm) MIN. Select Tin
G30: 30µm (0.76µm) MIN. Select Gold (Mating Area)
100µm (2.54µm) MIN. Select Tin
I: Tin over Nickel



Ordering Information & Dimensions:

PART NO.	Dimensions		PART NO.	Dimensions	
	A	B		A	B
2P	2.54	5.58	22P	53.34	56.38
3P	5.08	8.12	23P	55.88	58.92
4P	7.62	10.66	24P	58.42	61.46
5P	10.16	13.20	25P	60.96	64.00
6P	12.70	15.74	26P	63.50	66.54
7P	15.24	18.28	27P	66.04	69.08
8P	17.78	20.82	28P	68.58	71.62
9P	20.32	23.36	29P	71.12	74.16
10P	22.86	25.90	30P	73.66	76.70
11P	25.40	28.44	31P	76.20	79.24
12P	27.94	30.98	32P	78.74	81.78
13P	30.48	33.52	33P	81.28	84.32
14P	33.02	36.06	34P	83.82	86.86
15P	35.56	38.60	35P	86.36	89.40
16P	38.10	41.14	36P	88.90	91.94
17P	40.64	43.68	37P	91.44	94.48
18P	43.18	46.22	38P	93.98	97.02
19P	45.72	48.76	39P	96.52	99.56
20P	48.26	51.30	40P	99.06	102.10
21P	50.80	53.84			

Unit: mm

A2541HWV-S-XP-A

2.54mm Pitch 180° Single Row Female Header - SMT TYPE

Reference Informations:

*Material: Pin: Brass/Gold over Nickel
Insulator: Nylon 6T, UL94V-0

*Mates with CJT A2541 series Single row Pin Header

*Color: Black

Ordering Information:

A2541HWV-S-XP-A - **** - *** - ***
1 2 3 4

1. Part No.

2. Size(H):

(blank): 8.50mm

H71: 7.10mm

H57: 5.70mm

H50: 5.00mm

H110: 11.00mm

3. Material:

(blank): Nylon 6T, UL94V-0

GWT: Nylon 6T, UL94V-0, GWT 750°C

4. Finish:

(blank): Gold-flash

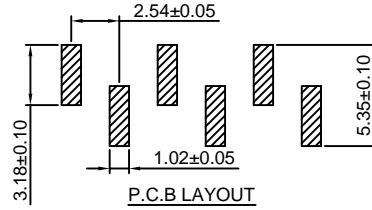
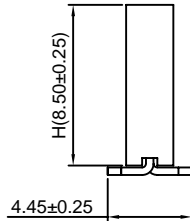
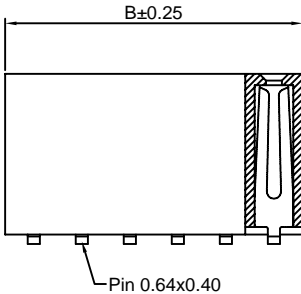
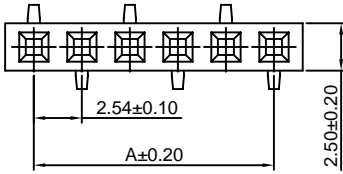
G15: 15µin (0.38µm) MIN. Select Gold (Mating Area)

100µin (2.54µm) MIN. Select Tin

G30: 30µin (0.76µm) MIN. Select Gold (Mating Area)

100µin (2.54µm) MIN. Select Tin

T: Tin over Nickel



Ordering Information & Dimensions:

PART NO.	Dimensions		PART NO.	Dimensions	
	A	B		A	B
2P	2.54	5.58	22P	53.34	56.38
3P	5.08	8.12	23P	55.88	58.92
4P	7.62	10.66	24P	58.42	61.46
5P	10.16	13.20	25P	60.96	64.00
6P	12.70	15.74	26P	63.50	66.54
7P	15.24	18.28	27P	66.04	69.08
8P	17.78	20.82	28P	68.58	71.62
9P	20.32	23.36	29P	71.12	74.16
10P	22.86	25.90	30P	73.66	76.70
11P	25.40	28.44	31P	76.20	79.24
12P	27.94	30.98	32P	78.74	81.78
13P	30.48	33.52	33P	81.28	84.32
14P	33.02	36.06	34P	83.82	86.86
15P	35.56	38.60	35P	86.36	89.40
16P	38.10	41.14	36P	88.90	91.94
17P	40.64	43.68	37P	91.44	94.48
18P	43.18	46.22	38P	93.98	97.02
19P	45.72	48.76	39P	96.52	99.56
20P	48.26	51.30	40P	99.06	102.10
21P	50.80	53.84			

Unit: mm

A2541HWV-S-XP-B

2.54mm Pitch 180° Single Row Female Header - SMT TYPE

Reference Informations:

*Material: Pin: Brass/Gold over Nickel
Insulator: Nylon 6T, UL94V-0

*Mates with CJT A2541 series Single row Pin Header

*Color: Black

Ordering Information:

A2541HWV-S-XP-B - **** - *** - ***
1 2 3 4

1. Part No.

2. Size(H):

(blank): 8.50mm

H71: 7.10mm

H57: 5.70mm

H50: 5.00mm

H110: 11.00mm

3. Material:

(blank): Nylon 6T, UL94V-0

GWT: Nylon 6T, UL94V-0, GWT 750°C

4. Finish:

(blank): Gold-flash

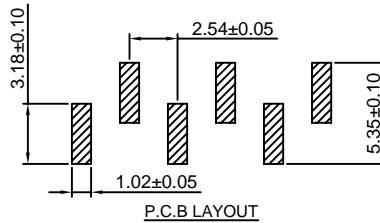
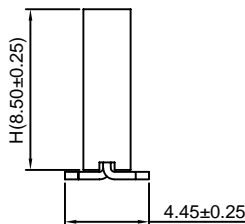
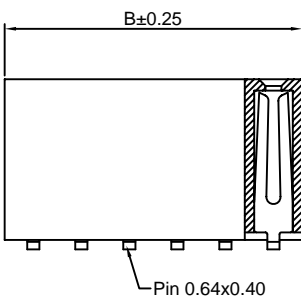
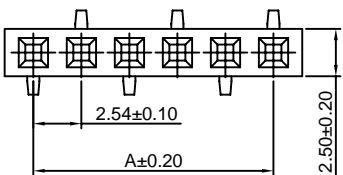
G15: 15µin (0.38µm) MIN. Select Gold (Mating Area)

100µin (2.54µm) MIN. Select Tin

G30: 30µin (0.76µm) MIN. Select Gold (Mating Area)

100µin (2.54µm) MIN. Select Tin

T: Tin over Nickel



Ordering Information & Dimensions:

PART NO.	Dimensions		PART NO.	Dimensions	
	A	B		A	B
2P	2.54	5.58	22P	53.34	56.38
3P	5.08	8.12	23P	55.88	58.92
4P	7.62	10.66	24P	58.42	61.46
5P	10.16	13.20	25P	60.96	64.00
6P	12.70	15.74	26P	63.50	66.54
7P	15.24	18.28	27P	66.04	69.08
8P	17.78	20.82	28P	68.58	71.62
9P	20.32	23.36	29P	71.12	74.16
10P	22.86	25.90	30P	73.66	76.70
11P	25.40	28.44	31P	76.20	79.24
12P	27.94	30.98	32P	78.74	81.78
13P	30.48	33.52	33P	81.28	84.32
14P	33.02	36.06	34P	83.82	86.86
15P	35.56	38.60	35P	86.36	89.40
16P	38.10	41.14	36P	88.90	91.94
17P	40.64	43.68	37P	91.44	94.48
18P	43.18	46.22	38P	93.98	97.02
19P	45.72	48.76	39P	96.52	99.56
20P	48.26	51.30	40P	99.06	102.10
21P	50.80	53.84			

Unit: mm

A2541HWR-S-XP

2.54mm Pitch 90° Single Row Female Header - SMT TYPE

Reference Informations:

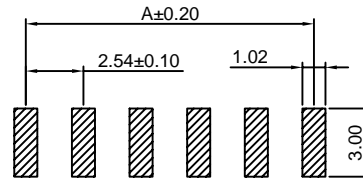
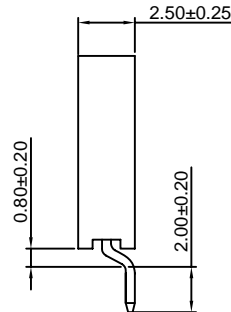
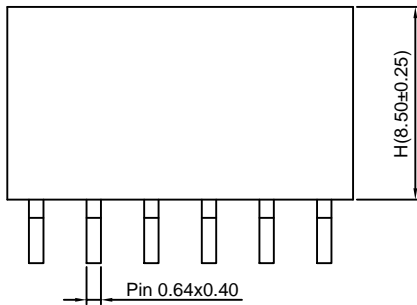
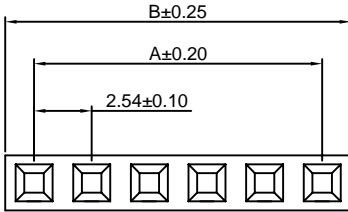
*Material: Pin: Phosphor Bronze/Gold over Nickel
Insulator: Nylon 6T, UL94V-0

*Mates with CJT A2541 series Single row Pin Header

*Color: Black

Ordering Information:
A2541HWR-S-XP - *** - *** - ***
1 2 3 4

- Part No.
- Size (H):
(blank): 8.50mm
H71: 7.10mm
H57: 5.70mm
H50: 5.00mm
H110: 11.00mm
- Material:
(blank): Nylon 6T, UL94V-0
GWT: Nylon 6T, UL94V-0, GWT 750 °C
- Finish:
(blank): Gold-flash
G15: 15µin (0.38µm) MIN. Select Gold (Mating Area)
100µin (2.54µm) MIN. Select Tin
G30: 30µin (0.76µm) MIN. Select Gold (Mating Area)
100µin (2.54µm) MIN. Select Tin
T: Tin over Nickel



P.B.C LAYOUT

Ordering Information & Dimensions:

PART NO.	Dimensions		PART NO.	Dimensions	
	A	B		A	B
2P	2.54	5.08	22P	53.34	55.88
3P	5.08	7.62	23P	55.88	58.42
4P	7.62	10.16	24P	58.42	60.96
5P	10.16	12.70	25P	60.96	63.50
6P	12.70	15.24	26P	63.50	66.04
7P	15.24	17.78	27P	66.04	68.58
8P	17.78	20.32	28P	68.58	71.12
9P	20.32	22.86	29P	71.12	73.66
10P	22.86	25.40	30P	73.66	76.20
11P	25.40	27.94	31P	76.20	78.74
12P	27.94	30.48	32P	78.74	81.28
13P	30.48	33.02	33P	81.28	83.82
14P	33.02	35.56	34P	83.82	86.36
15P	35.56	38.10	35P	86.36	88.90
16P	38.10	40.64	36P	88.90	91.44
17P	40.64	43.18	37P	91.44	93.98
18P	43.18	45.72	38P	93.98	96.52
19P	45.72	48.26	39P	96.52	99.06
20P	48.26	50.80	40P	99.06	101.60
21P	50.80	53.34			

Unit: mm

A2541HWV-XP-H-L12

2.54mm Pitch 180° Single Row Female Header

Reference Informations:

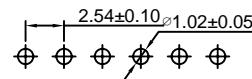
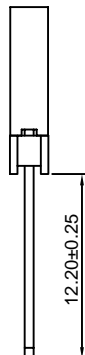
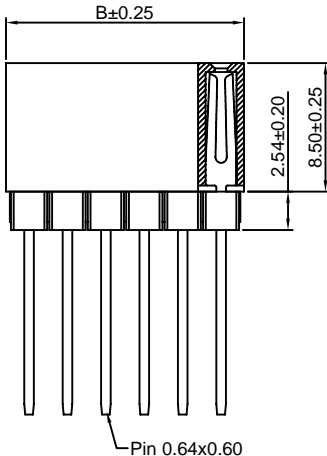
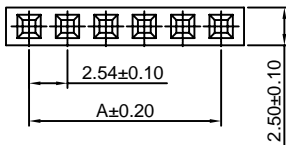
*Material: Pin: Brass/Gold over Nickel
Insulator: PBT 15%GF, UL94V-0

*Mates with CJT A2541 series Single row Pin Header

*Color: Black

Ordering Information:
A2541HWV-XP-H-L12 - *** - ***
1 2 3

- Part No.
- Material:
(Blank): PBT, UL94V-0
6T: Nylon 6T, UL94V-0
GWT: PBT, UL94V-0, GWT 750 °C
- Finish:
(blank): Gold-flash
G15: 15µin (0.38µm) MIN. Select Gold (Mating Area)
100µin (2.54µm) MIN. Select Tin
G30: 30µin (0.76µm) MIN. Select Gold (Mating Area)
100µin (2.54µm) MIN. Select Tin
T: Tin over Nickel



P.C.B LAYOUT

Ordering Information & Dimensions:

PART NO.	Dimensions		PART NO.	Dimensions	
	A	B		A	B
2P	2.54	5.58	22P	53.34	56.38
3P	5.08	8.12	23P	55.88	58.92
4P	7.62	10.66	24P	58.42	61.46
5P	10.16	13.20	25P	60.96	64.00
6P	12.70	15.74	26P	63.50	66.54
7P	15.24	18.28	27P	66.04	69.08
8P	17.78	20.82	28P	68.58	71.62
9P	20.32	23.36	29P	71.12	74.16
10P	22.86	25.90	30P	73.66	76.70
11P	25.40	28.44	31P	76.20	79.24
12P	27.94	30.98	32P	78.74	81.78
13P	30.48	33.52	33P	81.28	84.32
14P	33.02	36.06	34P	83.82	86.86
15P	35.56	38.60	35P	86.36	89.40
16P	38.10	41.14	36P	88.90	91.94
17P	40.64	43.68	37P	91.44	94.48
18P	43.18	46.22	38P	93.98	97.02
19P	45.72	48.76	39P	96.52	99.56
20P	48.26	51.30	40P	99.06	102.10
21P	50.80	53.84			

Unit: mm

A2541HWV-XP-H2

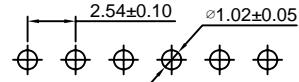
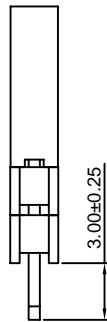
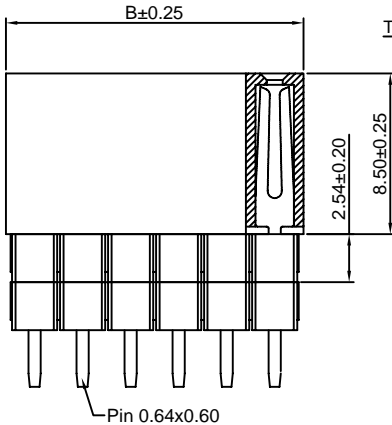
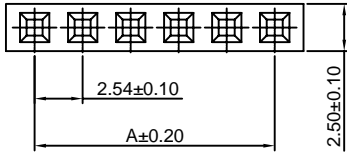
2.54mm Pitch 180° Single Row Female Header

Reference Informations:

- *Material:Pin:Brass/Gold over Nickel
Insulator:PBT15%GF,UL94V-0
- *Mates with CJT A2541 series Single row Pin Header
- *Color:Black

Ordering Information:
A2541HWV-XP-H2 - *** - ***
1 2 3

- Part No.
- Material:
(Blank):PBT,UL94V-0
6T:Nylon 6T,UL94V-0
GWT:PBT,UL94V-0,GWT 750 °C
- Finish:
(blank):Gold-flash
G15:15µin (0.38µm) MIN.Select Gold(Mating Area)
100µin (2.54µm) MIN.Select Tin
G30:30µin (0.76µm) MIN.Select Gold(Mating Area)
100µin (2.54µm) MIN.Select Tin
T: Tin over Nickel



P.C.B LAYOUT

Ordering Information & Dimensions:

PART NO.	Dimensions		PART NO.	Dimensions	
	A	B		A	B
2P	2.54	5.08	22P	53.34	55.88
3P	5.08	7.62	23P	55.88	58.42
4P	7.62	10.16	24P	58.42	60.96
5P	10.16	12.70	25P	60.96	63.50
6P	12.70	15.24	26P	63.50	66.04
7P	15.24	17.78	27P	66.04	68.58
8P	17.78	20.32	28P	68.58	71.12
9P	20.32	22.86	29P	71.12	73.66
10P	22.86	25.40	30P	73.66	76.20
11P	25.40	27.94	31P	76.20	78.74
12P	27.94	30.48	32P	78.74	81.28
13P	30.48	33.02	33P	81.28	83.82
14P	33.02	35.56	34P	83.82	86.36
15P	35.56	38.10	35P	86.36	88.90
16P	38.10	40.64	36P	88.90	91.44
17P	40.64	43.18	37P	91.44	93.98
18P	43.18	45.72	38P	93.98	96.52
19P	45.72	48.26	39P	96.52	99.06
20P	48.26	50.80	40P	99.06	101.60
21P	50.80	53.34			

Unit: mm

A2541HWV-XP-U

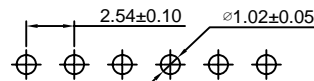
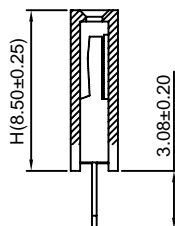
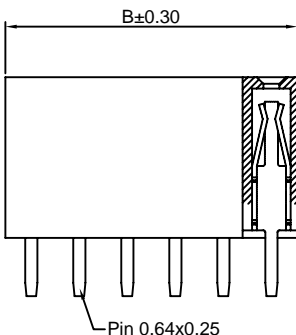
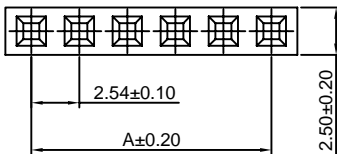
2.54mm Pitch 180° Single Row Female Header

Reference Informations:

- *Material:Pin:Brass/Gold over Nickel
Insulator:PBT,UL94V-0
- *Mates with CJT A2541 series Single row Pin Header
- *Color:Black

Ordering Information:
A2541HWV-XP-U - *** - *** - ***
1 2 3 4

- Part No.
- Size(H):
(blank):8.50mm
H71: 7.10mm
H50: 5.00mm(Pin:0.60x0.20)
H35: 5.00mm(Pin:0.50x0.20,B:B-0.50mm
D:3.50mm)
- Material:
(blank):PBT,UL94V-0
6T:Nylon 6T,UL94V-0
GWT:Nylon 6T,UL94V-0,GWT 750 °C
- Finish:
(blank):Gold-flash
G15:15µin (0.38µm) MIN.Select Gold(Mating Area)
100µin (2.54µm) MIN.Select Tin
G30:30µin (0.76µm) MIN.Select Gold(Mating Area)
100µin (2.54µm) MIN.Select Tin
T: Tin over Nickel



P.C.B LAYOUT

Ordering Information & Dimensions:

PART NO.	Dimensions		PART NO.	Dimensions	
	A	B		A	B
2P	2.54	5.58	22P	53.34	56.38
3P	5.08	8.12	23P	55.88	58.92
4P	7.62	10.66	24P	58.42	61.46
5P	10.16	13.20	25P	60.96	64.00
6P	12.70	15.74	26P	63.50	66.54
7P	15.24	18.28	27P	66.04	69.08
8P	17.78	20.82	28P	68.58	71.62
9P	20.32	23.36	29P	71.12	74.16
10P	22.86	25.90	30P	73.66	76.70
11P	25.40	28.44	31P	76.20	79.24
12P	27.94	30.98	32P	78.74	81.78
13P	30.48	33.52	33P	81.28	84.32
14P	33.02	36.06	34P	83.82	86.86
15P	35.56	38.60	35P	86.36	89.40
16P	38.10	41.14	36P	88.90	91.94
17P	40.64	43.68	37P	91.44	94.48
18P	43.18	46.22	38P	93.98	97.02
19P	45.72	48.76	39P	96.52	99.56
20P	48.26	51.30	40P	99.06	102.10
21P	50.80	53.84			

Unit: mm

A2541HWR-XP-U

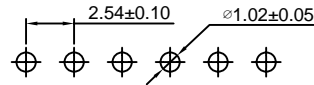
2.54mm Pitch 90° Single Row Female Header

Reference Informations:

*Material:Pin:Brass/Gold over Nickel
Insulator:PBT,UL94V-0

*Mates with CJT A2541 series Single row Pin Header

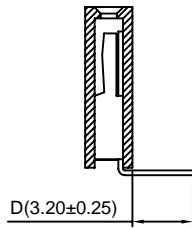
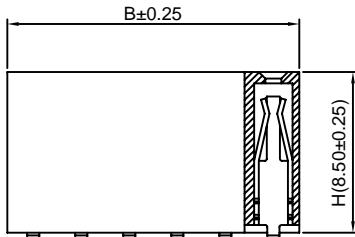
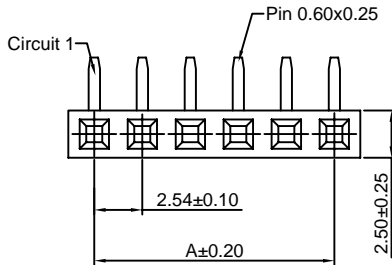
*Color:Black



P.C.B LAYOUT

Ordering Information:
A2541HWR-XP-U - *** - *** - ***
1 2 3 4

- Part No.
- Size(H):
(blank):8.50mm
H71:7.10mm(D:2.80mm)
H50:5.00mm(D:3.00mm)
- Material:
(blank):PBT,UL94V-0
6T:Nylon 6T,UL94V-0
GWT:Nylon 6T,UL94V-0,GWT 750°C
- Finish:
(blank):Gold-flash
G15:15µin (0.38µm) MIN.Select Gold(Mating Area)
100µin (2.54µm) MIN.Select Tin
G30:30µin (0.76µm) MIN.Select Gold(Mating Area)
100µin (2.54µm) MIN.Select Tin
T: Tin over Nickel



Ordering Information & Dimensions:

PART NO.	Dimensions		PART NO.	Dimensions	
	A	B		A	B
2P	2.54	5.58	22P	53.34	56.38
3P	5.08	8.12	23P	55.88	58.92
4P	7.62	10.66	24P	58.42	61.46
5P	10.16	13.20	25P	60.96	64.00
6P	12.70	15.74	26P	63.50	66.54
7P	15.24	18.28	27P	66.04	69.08
8P	17.78	20.82	28P	68.58	71.62
9P	20.32	23.36	29P	71.12	74.16
10P	22.86	25.90	30P	73.66	76.70
11P	25.40	28.44	31P	76.20	79.24
12P	27.94	30.98	32P	78.74	81.78
13P	30.48	33.52	33P	81.28	84.32
14P	33.02	36.06	34P	83.82	86.86
15P	35.56	38.60	35P	86.36	89.40
16P	38.10	41.14	36P	88.90	91.94
17P	40.64	43.68	37P	91.44	94.48
18P	43.18	46.22	38P	93.98	97.02
19P	45.72	48.76	39P	96.52	99.56
20P	48.26	51.30	40P	99.06	102.10
21P	50.80	53.84			

Unit: mm

A2541HWV-XP-A-U

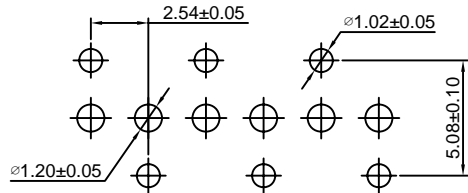
2.54mm Pitch 180° Single Row Female Header

Reference Informations:

*Material:Pin:Brass/Gold over Nickel
Insulator:PBT,UL94V-0

*Mates with CJT A2541 series Single row Pin Header

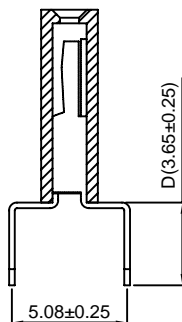
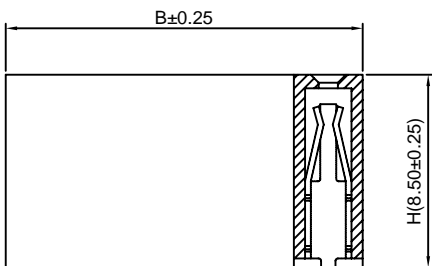
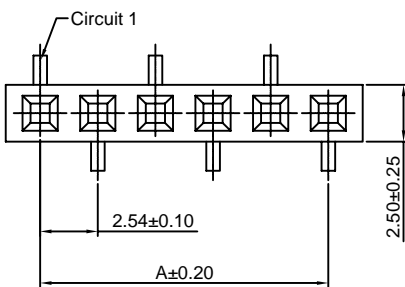
*Color:Black



P.C.B LAYOUT

Ordering Information:
A2541HWV-XP-A-U - *** - *** - ***
1 2 3 4

- Part No.
- Size(H):
(blank): 8.50mm
H71: 7.10mm(Pin 0.60x0.25,D:3.40mm)
H50: 5.00mm(Pin 0.60x0.25,D:3.00mm)
H35: 3.50mm(Pin 0.50x0.20,B:B-0.50mm, D:2.60mm)
- Material:
(blank):PBT,UL94V-0
6T:Nylon 6T,UL94V-0
GWT:Nylon 6T,UL94V-0,GWT 750°C
- Finish:
(blank):Gold-flash
G15:15µin (0.38µm) MIN.Select Gold(Mating Area)
100µin (2.54µm) MIN.Select Tin
G30:30µin (0.76µm) MIN.Select Gold(Mating Area)
100µin (2.54µm) MIN.Select Tin
T: Tin over Nickel



Ordering Information & Dimensions:

PART NO.	Dimensions		PART NO.	Dimensions	
	A	B		A	B
2P	2.54	5.58	22P	53.34	56.38
3P	5.08	8.12	23P	55.88	58.92
4P	7.62	10.66	24P	58.42	61.46
5P	10.16	13.20	25P	60.96	64.00
6P	12.70	15.74	26P	63.50	66.54
7P	15.24	18.28	27P	66.04	69.08
8P	17.78	20.82	28P	68.58	71.62
9P	20.32	23.36	29P	71.12	74.16
10P	22.86	25.90	30P	73.66	76.70
11P	25.40	28.44	31P	76.20	79.24
12P	27.94	30.98	32P	78.74	81.78
13P	30.48	33.52	33P	81.28	84.32
14P	33.02	36.06	34P	83.82	86.86
15P	35.56	38.60	35P	86.36	89.40
16P	38.10	41.14	36P	88.90	91.94
17P	40.64	43.68	37P	91.44	94.48
18P	43.18	46.22	38P	93.98	97.02
19P	45.72	48.76	39P	96.52	99.56
20P	48.26	51.30	40P	99.06	102.10
21P	50.80	53.84			

Unit: mm

A2541HWV-XP-B-U

2.54mm Pitch 180° Single Row Female Header

Reference Informations:

*Material:Pin:Brass/Gold over Nickel
Insulator:PBT,UL94V-0

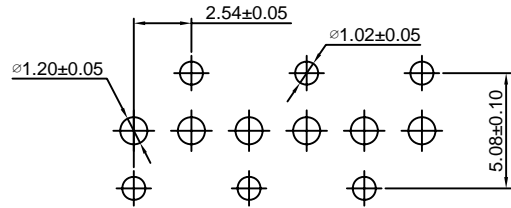
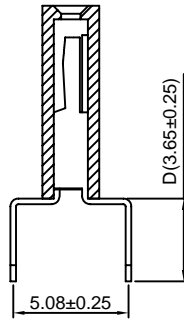
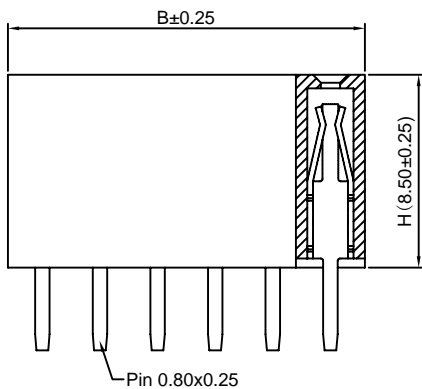
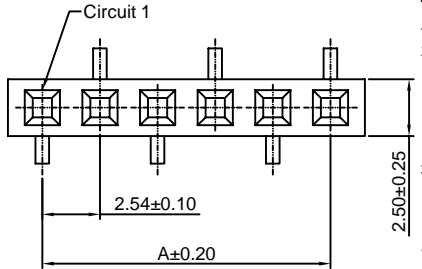
*Mates with CJT A2541 series Single row Pin Header

*Color:Black

Ordering Information:
A2541HWV-XP-B-U - *** - *** - ***
1 2 3 4

1.Part No.
2.Size(H):
(blank):8.50mm
H71:7.10mm(Pin 0.60x0.25,D:3.40mm)
H50:5.00mm(Pin 0.60x0.25,D:3.00mm)
H35:3.50mm(Pin 0.50x0.20,B:B-0.50mm,
D:2.60mm)

3.Material:
(blank):PBT,UL94V-0
6T:Nylon 6T,UL94V-0
GWT:Nylon 6T,UL94V-0,GWT 750 °C
4.Finish:
(blank):Gold-flash
G15:15µm (0.38µm) MIN.Select Gold(Mating Area)
100µm (2.54µm) MIN.Select Tin
G30:30µm (0.76µm) MIN.Select Gold(Mating Area)
100µm (2.54µm) MIN.Select Tin
T:Tin over Nickel



P.C.B LAYOUT

Ordering Information & Dimensions:

PART NO.	Dimensions		PART NO.	Dimensions	
	A	B		A	B
2P	2.54	5.58	22P	53.34	56.38
3P	5.08	8.12	23P	55.88	58.92
4P	7.62	10.66	24P	58.42	61.46
5P	10.16	13.20	25P	60.96	64.00
6P	12.70	15.74	26P	63.50	66.54
7P	15.24	18.28	27P	66.04	69.08
8P	17.78	20.82	28P	68.58	71.62
9P	20.32	23.36	29P	71.12	74.16
10P	22.86	25.90	30P	73.66	76.70
11P	25.40	28.44	31P	76.20	79.24
12P	27.94	30.98	32P	78.74	81.78
13P	30.48	33.52	33P	81.28	84.32
14P	33.02	36.06	34P	83.82	86.86
15P	35.56	38.60	35P	86.36	89.40
16P	38.10	41.14	36P	88.90	91.94
17P	40.64	43.68	37P	91.44	94.48
18P	43.18	46.22	38P	93.98	97.02
19P	45.72	48.76	39P	96.52	99.56
20P	48.26	51.30	40P	99.06	102.10
21P	50.80	53.84			

Unit: mm

A2541HWV-XP-C-U

2.54mm Pitch 180° Single Row Female Header

Reference Informations:

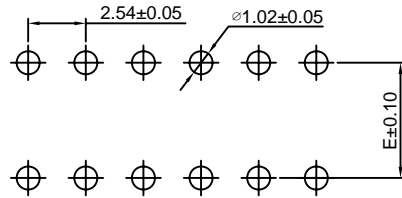
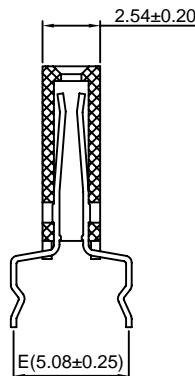
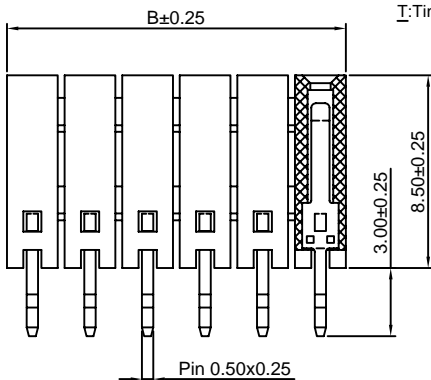
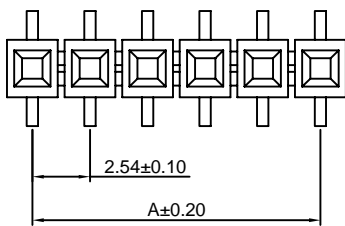
*Material:Pin:Brass/Gold over Nickel
Insulator:PBT,UL94V-0

*Mates with CJT A2541 series Single row Pin Header

*Color:Black

Ordering Information:
A2541HWV-XP-C-U - *** - *** - ***
1 2 3 4

1.Part No.
2.Size(E):
(blank):5.08mm
E40:3.96mm
3.Material:
(blank):PBT,UL94V-0
6T:Nylon 6T,UL94V-0
GWT:Nylon 66,UL94V-0,GWT 750 °C
4.Finish:
(blank):Gold-flash
G15:15µm (0.38µm) MIN.Select Gold(Mating Area)
100µm (2.54µm) MIN.Select Tin
G30:30µm (0.76µm) MIN.Select Gold(Mating Area)
100µm (2.54µm) MIN.Select Tin
T:Tin over Nickel



P.C.B LAYOUT

Ordering Information & Dimensions:

PART NO.	Dimensions		PART NO.	Dimensions	
	A	B		A	B
2P	2.54	4.78	22P	53.34	55.58
3P	5.08	7.32	23P	55.88	58.12
4P	7.62	9.86	24P	58.42	60.66
5P	10.16	12.40	25P	60.96	63.20
6P	12.70	14.94	26P	63.50	65.74
7P	15.24	17.48	27P	66.04	68.28
8P	17.78	20.02	28P	68.58	70.82
9P	20.32	22.56	29P	71.12	73.36
10P	22.86	25.10	30P	73.66	75.90
11P	25.40	27.64	31P	76.20	78.44
12P	27.94	30.18	32P	78.74	80.98
13P	30.48	32.72	33P	81.28	83.52
14P	33.02	35.26	34P	83.82	86.06
15P	35.56	37.80	35P	86.36	88.60
16P	38.10	40.34	36P	88.90	91.14
17P	40.64	42.88	37P	91.44	93.68
18P	43.18	45.42	38P	93.98	96.22
19P	45.72	47.96	39P	96.52	98.76
20P	48.26	50.50	40P	99.06	101.30
21P	50.80	53.04			

Unit: mm

A2541HWVA-XP-U

2.54mm Pitch 180° Single Row Female Header

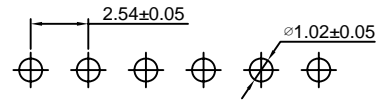
Reference Informations:

- *Material: Pin: Brass/Gold over Nickel
Insulator: PBT, UL94V-0
- *Mates with CJT A2541 series Single row Pin Header
- *Color: Black

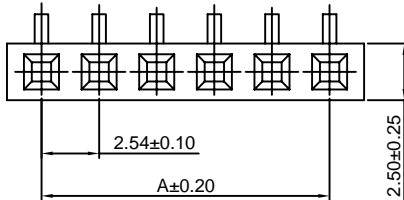
Ordering Information:

A2541HWVA-XP-U - ^{***} - ^{***} - ^{***} - ^{***} - ^{***}

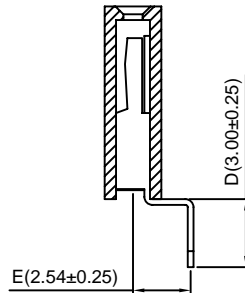
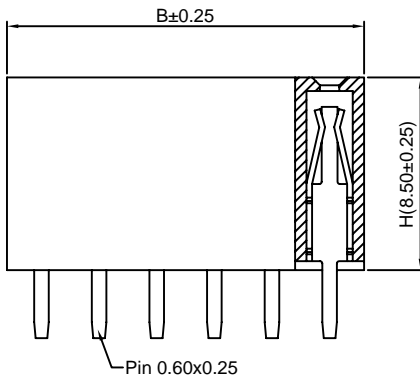
1. Part No.
2. Size (H):
(blank): 8.50mm
H71: 7.10mm
H50: 5.00mm
H35: 3.50mm (Pin 0.50x0.20, B: B-0.50mm, D: 2.60mm)



P.C.B LAYOUT



3. Size (E):
(blank): 2.54mm
E13: 1.27mm (H35)
4. Material:
(blank): PBT, UL94V-0
6T: Nylon 6T, UL94V-0
GWT: Nylon 6T, UL94V-0, GWT 750 °C
5. Finish:
(blank): Gold-flash
G15: 15µin (0.38µm) MIN. Select Gold (Mating Area)
100µin (2.54µm) MIN. Select Tin
G30: 30µin (0.76µm) MIN. Select Gold (Mating Area)
100µin (2.54µm) MIN. Select Tin
T: Tin over Nickel



Ordering Information & Dimensions:

PART NO.	Dimensions		PART NO.	Dimensions	
	A	B		A	B
2P	2.54	5.58	22P	53.34	56.38
3P	5.08	8.12	23P	55.88	58.92
4P	7.62	10.66	24P	58.42	61.46
5P	10.16	13.20	25P	60.96	64.00
6P	12.70	15.74	26P	63.50	66.54
7P	15.24	18.28	27P	66.04	69.08
8P	17.78	20.82	28P	68.58	71.62
9P	20.32	23.36	29P	71.12	74.16
10P	22.86	25.90	30P	73.66	76.70
11P	25.40	28.44	31P	76.20	79.24
12P	27.94	30.98	32P	78.74	81.78
13P	30.48	33.52	33P	81.28	84.32
14P	33.02	36.06	34P	83.82	86.86
15P	35.56	38.60	35P	86.36	89.40
16P	38.10	41.14	36P	88.90	91.94
17P	40.64	43.68	37P	91.44	94.48
18P	43.18	46.22	38P	93.98	97.02
19P	45.72	48.76	39P	96.52	99.56
20P	48.26	51.30	40P	99.06	102.10
21P	50.80	53.84			

Unit: mm

A2541HWV-S-XP-A-U

2.54mm Pitch 180° Single Row Female Header - SMT TYPE

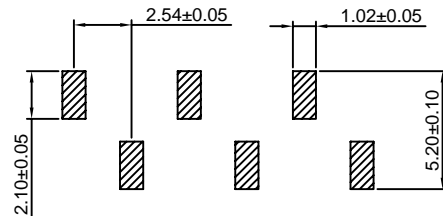
Reference Informations:

- *Material: Pin: Brass/Gold over Nickel
Insulator: Nylon 6T, UL94V-0
- *Mates with CJT A2541 series Single row Pin Header
- *Color: Black

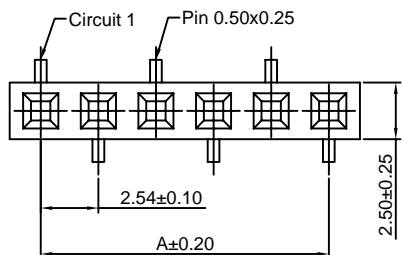
Ordering Information:

A2541HWV-S-XP-A-U - ^{***} - ^{***} - ^{***}

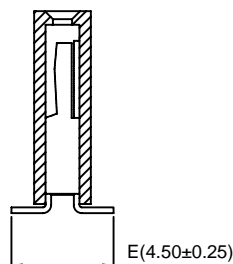
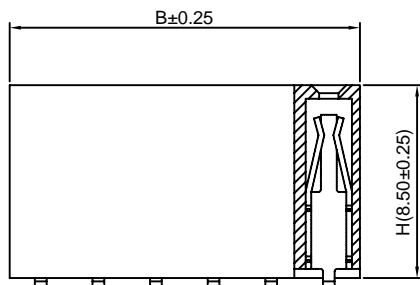
1. Part No.
2. Size (H):
(blank): 8.50mm
H71: 7.10mm
H50: 5.00mm (Pin 0.50x0.20, E: 4.80mm)
H35: 3.50mm (Pin 0.50x0.20, B: B-0.50mm)



P.C.B LAYOUT



3. Material:
(blank): Nylon 6T, UL94V-0
GWT: Nylon 6T, UL94V-0, GWT 750 °C
4. Finish:
(blank): Gold-flash
G15: 15µin (0.38µm) MIN. Select Gold (Mating Area)
100µin (2.54µm) MIN. Select Tin
G30: 30µin (0.76µm) MIN. Select Gold (Mating Area)
100µin (2.54µm) MIN. Select Tin
T: Tin over Nickel



Ordering Information & Dimensions:

PART NO.	Dimensions		PART NO.	Dimensions	
	A	B		A	B
2P	2.54	5.58	22P	53.34	56.38
3P	5.08	8.12	23P	55.88	58.92
4P	7.62	10.66	24P	58.42	61.46
5P	10.16	13.20	25P	60.96	64.00
6P	12.70	15.74	26P	63.50	66.54
7P	15.24	18.28	27P	66.04	69.08
8P	17.78	20.82	28P	68.58	71.62
9P	20.32	23.36	29P	71.12	74.16
10P	22.86	25.90	30P	73.66	76.70
11P	25.40	28.44	31P	76.20	79.24
12P	27.94	30.98	32P	78.74	81.78
13P	30.48	33.52	33P	81.28	84.32
14P	33.02	36.06	34P	83.82	86.86
15P	35.56	38.60	35P	86.36	89.40
16P	38.10	41.14	36P	88.90	91.94
17P	40.64	43.68	37P	91.44	94.48
18P	43.18	46.22	38P	93.98	97.02
19P	45.72	48.76	39P	96.52	99.56
20P	48.26	51.30	40P	99.06	102.10
21P	50.80	53.84			

Unit: mm

A2541HWV-S-XP-B-U

2.54mm Pitch 180° Single Row Female Header - SMT TYPE

Reference Informations:

*Material: Pin: Brass/Gold over Nickel
Insulator: Nylon 6T, UL94V-0

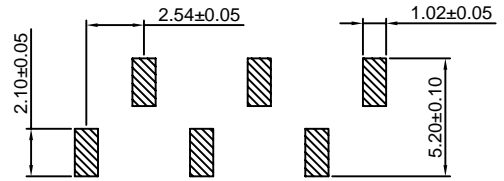
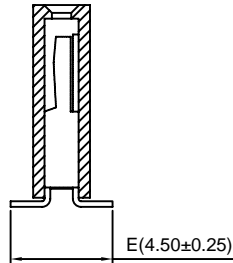
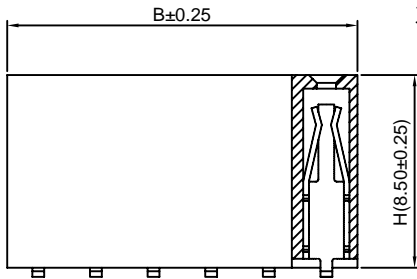
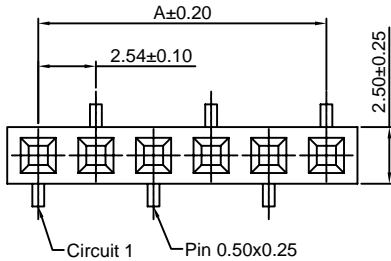
*Mates with CJT A2541 series Single row Pin Header

*Color: Black

Ordering Information:

A2541HWV-S-XP-B-U - *** - *** - ***
1 2 3 4

- Part No.
- Size(H):
(blank): 8.50mm
H71: 7.10mm
H50: 5.00mm (Pin 0.50x0.20, E: 4.80mm)
H35: 3.50mm (Pin 0.50x0.20, B: 0.50mm)
- Material:
(blank): Nylon 6T, UL94V-0
GWT: Nylon 6T, UL94V-0, GWT 750°C
- Finish:
(blank): Gold-flash
G15: 15µin (0.38µm) MIN. Select Gold (Mating Area)
100µin (2.54µm) MIN. Select Tin
G30: 30µin (0.76µm) MIN. Select Gold (Mating Area)
100µin (2.54µm) MIN. Select Tin
T: Tin over Nickel



P.C.B LAYOUT

Ordering Information & Dimensions:

PART NO.	Dimensions		PART NO.	Dimensions	
	A	B		A	B
2P	2.54	5.58	22P	53.34	56.38
3P	5.08	8.12	23P	55.88	58.92
4P	7.62	10.66	24P	58.42	61.46
5P	10.16	13.20	25P	60.96	64.00
6P	12.70	15.74	26P	63.50	66.54
7P	15.24	18.28	27P	66.04	69.08
8P	17.78	20.82	28P	68.58	71.62
9P	20.32	23.36	29P	71.12	74.16
10P	22.86	25.90	30P	73.66	76.70
11P	25.40	28.44	31P	76.20	79.24
12P	27.94	30.98	32P	78.74	81.78
13P	30.48	33.52	33P	81.28	84.32
14P	33.02	36.06	34P	83.82	86.86
15P	35.56	38.60	35P	86.36	89.40
16P	38.10	41.14	36P	88.90	91.94
17P	40.64	43.68	37P	91.44	94.48
18P	43.18	46.22	38P	93.98	97.02
19P	45.72	48.76	39P	96.52	99.56
20P	48.26	51.30	40P	99.06	102.10
21P	50.80	53.84			

Unit: mm

A2541HWRA-XP

2.54mm Pitch 90° Single Row Female Header

Reference Informations:

*Material: Pin: Brass/Gold over Nickel
Insulator: PBT 15%GF, UL94V-0

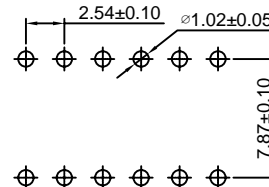
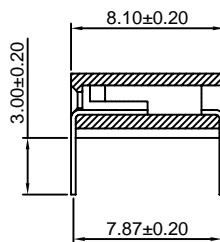
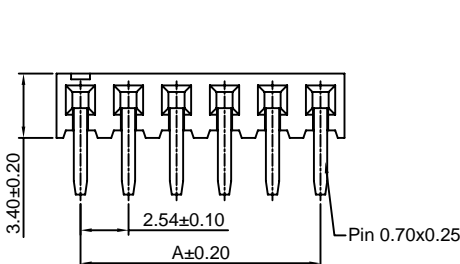
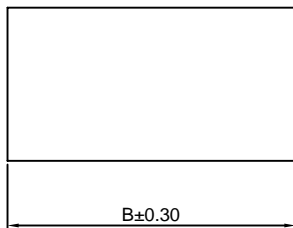
*Mates with CJT A2541 series Single row Housing

*Color: Black

Ordering Information:

A2541HWRA-XP - *** - ***
1 2 3

- Part No.
- Material:
(Blank): PBT, UL94V-0
6T: Nylon 6T, UL94V-0
GWT: PBT, UL94V-0, GWT 750°C
- Finish:
(blank): Gold-flash
G15: 15µin (0.38µm) MIN. Select Gold (Mating Area)
100µin (2.54µm) MIN. Select Tin
G30: 30µin (0.76µm) MIN. Select Gold (Mating Area)
100µin (2.54µm) MIN. Select Tin
T: Tin over Nickel



P.C.B LAYOUT

Ordering Information & Dimensions:

PART NO.	Dimensions		PART NO.	Dimensions	
	A	B		A	B
2P	2.54	5.08	22P	53.34	55.88
3P	5.08	7.62	23P	55.88	58.42
4P	7.62	10.16	24P	58.42	60.96
5P	10.16	12.70	25P	60.96	63.50
6P	12.70	15.24	26P	63.50	66.04
7P	15.24	17.78	27P	66.04	68.58
8P	17.78	20.32	28P	68.58	71.12
9P	20.32	22.86	29P	71.12	73.66
10P	22.86	25.40	30P	73.66	76.20
11P	25.40	27.94	31P	76.20	78.74
12P	27.94	30.48	32P	78.74	81.28
13P	30.48	33.02	33P	81.28	83.82
14P	33.02	35.56	34P	83.82	86.36
15P	35.56	38.10	35P	86.36	88.90
16P	38.10	40.64	36P	88.90	91.44
17P	40.64	43.18	37P	91.44	93.98
18P	43.18	45.72	38P	93.98	96.52
19P	45.72	48.26	39P	96.52	99.06
20P	48.26	50.80	40P	99.06	101.60
21P	50.80	53.34			

Unit: mm

A2541HWRA-S-XP

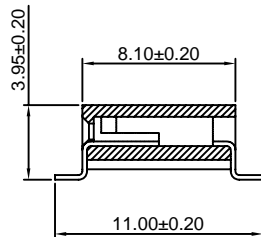
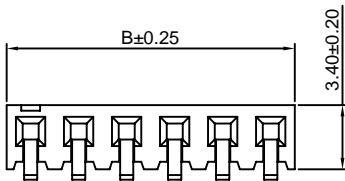
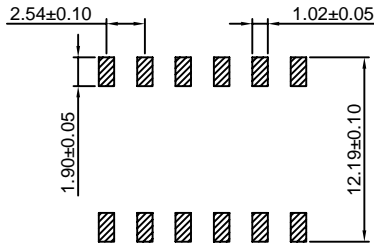
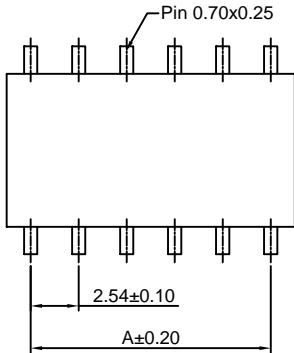
2.54mm Pitch 90° Single Row Female Header - SMT TYPE

Reference Informations:

- *Material: Pin: Brass/Gold over Nickel
Insulator: Nylon 6T, UL94V-0
- *Mates with CJT A2541 series Single row Pin Header
- *Color: Black

Ordering Information:
A2541HWRA-S-XP - *** - ***
1 2 3

1. Part No.
2. Material:
(Blank): Nylon 6T, UL94V-0
GWT: Nylon 6T, UL94V-0, GWT 750°C
3. Finish:
(blank): Gold-flash
G15: 15µin (0.38µm) MIN. Select Gold (Mating Area)
100µin (2.54µm) MIN. Select Tin
G30: 30µin (0.76µm) MIN. Select Gold (Mating Area)
100µin (2.54µm) MIN. Select Tin
T: Tin over Nickel



Ordering Information & Dimensions:

PART NO.	Dimensions		PART NO.	Dimensions	
	A	B		A	B
2P	2.54	5.08	22P	53.34	55.88
3P	5.08	7.62	23P	55.88	58.42
4P	7.62	10.16	24P	58.42	60.96
5P	10.16	12.70	25P	60.96	63.50
6P	12.70	15.24	26P	63.50	66.04
7P	15.24	17.78	27P	66.04	68.58
8P	17.78	20.32	28P	68.58	71.12
9P	20.32	22.86	29P	71.12	73.66
10P	22.86	25.40	30P	73.66	76.20
11P	25.40	27.94	31P	76.20	78.74
12P	27.94	30.48	32P	78.74	81.28
13P	30.48	33.02	33P	81.28	83.82
14P	33.02	35.56	34P	83.82	86.36
15P	35.56	38.10	35P	86.36	88.90
16P	38.10	40.64	36P	88.90	91.44
17P	40.64	43.18	37P	91.44	93.98
18P	43.18	45.72	38P	93.98	96.52
19P	45.72	48.26	39P	96.52	99.06
20P	48.26	50.80	40P	99.06	101.60
21P	50.80	53.34			

Unit: mm

A2541HWV-2xXP

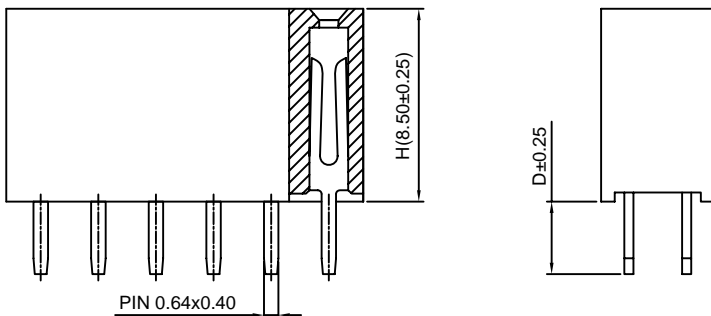
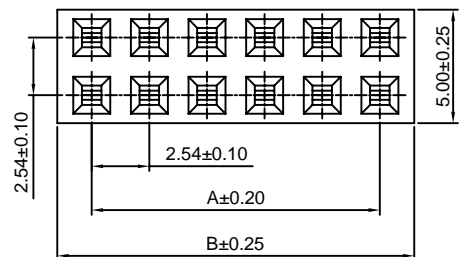
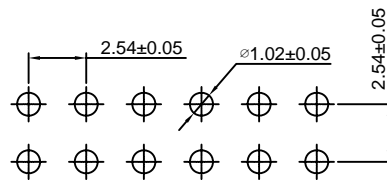
2.54mm Pitch 180° Dual Row Female Header

Reference Informations:

- *Material: Pin: Brass/Gold over Nickel
Insulator: PBT, UL94V-0
- *Mates with CJT A2541 series Dual row Pin Header
- *Color: Black

Ordering Information:
A2541HWV-2xXP - **** - **** - **** - ****
1 2 3 4 5

1. Part No.
2. Size (H):
(blank): 8.50mm
H71: 7.10mm
H57: 5.70mm
H50: 5.00mm
H35: 3.50mm (B:B-0.50mm)
H110: 11.00mm
3. Size (D):
(blank): 3.20mm (H85, H71, H57, H50, H110)
D26: 2.60mm (H35)
D21: 2.10mm (H50)
4. Material:
(blank): PBT, UL94V-0
6T: Nylon 6T, UL94V-0
GWT: Nylon 6T, UL94V-0, GWT 750°C
5. Finish:
(blank): Gold-flash
G15: 15µin (0.38µm) MIN. Select Gold (Mating Area)
100µin (2.54µm) MIN. Select Tin
G30: 30µin (0.76µm) MIN. Select Gold (Mating Area)
100µin (2.54µm) MIN. Select Tin
T: Tin over Nickel



Ordering Information & Dimensions:

PART NO.	Dimensions		PART NO.	Dimensions	
	A	B		A	B
2x2P	2.54	5.58	2x22P	53.34	56.38
2x3P	5.08	8.12	2x23P	55.88	58.92
2x4P	7.62	10.66	2x24P	58.42	61.46
2x5P	10.16	13.20	2x25P	60.96	64.00
2x6P	12.70	15.74	2x26P	63.50	66.54
2x7P	15.24	18.28	2x27P	66.04	69.08
2x8P	17.78	20.82	2x28P	68.58	71.62
2x9P	20.32	23.36	2x29P	71.12	74.16
2x10P	22.86	25.90	2x30P	73.66	76.70
2x11P	25.40	28.44	2x31P	76.20	79.24
2x12P	27.94	30.98	2x32P	78.74	81.78
2x13P	30.48	33.52	2x33P	81.28	84.32
2x14P	33.02	36.06	2x34P	83.82	86.86
2x15P	35.56	38.60	2x35P	86.36	89.40
2x16P	38.10	41.14	2x36P	88.90	91.94
2x17P	40.64	43.68	2x37P	91.44	94.48
2x18P	43.18	46.22	2x38P	93.98	97.02
2x19P	45.72	48.76	2x39P	96.52	99.56
2x20P	48.26	51.30	2x40P	99.06	102.10
2x21P	50.80	53.84			

Unit: mm

A2541HWR-2xXP

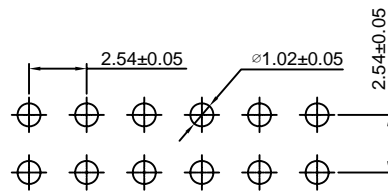
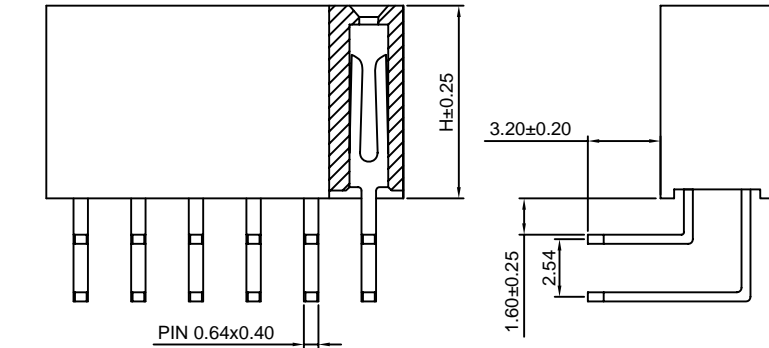
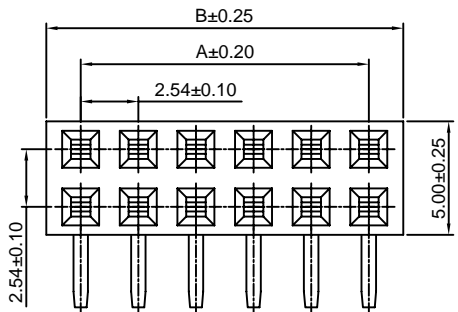
2.54mm Pitch 90° Dual Row Female Header

Reference Informations:

- *Material: Pin: Brass/Gold over Nickel
Insulator: PBT, UL94V-0
- *Mates with CJT A2541 series Dual row Pin Header
- *Color: Black

Ordering Information:
A2541HWR-2xXP - *** - ***
1 2 3 4

- Part No.
- Size(H):
(blank): 8.50mm
H71: 7.10mm
H57: 5.70mm
H50: 5.00mm
H35: 3.50mm (B-B-0.50mm)
H110: 11.00mm
- Material:
(blank): PBT, UL94V-0
6T: Nylon 6T, UL94V-0
GWT: Nylon 6T, UL94V-0, GWT 750 °C
- Finish:
(blank): Gold-flash
G15: 15µin (0.38µm) MIN. Select Gold (Mating Area)
100µin (2.54µm) MIN. Select Tin
G30: 30µin (0.76µm) MIN. Select Gold (Mating Area)
100µin (2.54µm) MIN. Select Tin
T: Tin over Nickel



P.C.B LAYOUT

Ordering Information & Dimensions:

PART NO.	Dimensions		PART NO.	Dimensions	
	A	B		A	B
2x2P	2.54	5.58	2x22P	53.34	56.38
2x3P	5.08	8.12	2x23P	55.88	58.92
2x4P	7.62	10.66	2x24P	58.42	61.46
2x5P	10.16	13.20	2x25P	60.96	64.00
2x6P	12.70	15.74	2x26P	63.50	66.54
2x7P	15.24	18.28	2x27P	66.04	69.08
2x8P	17.78	20.82	2x28P	68.58	71.62
2x9P	20.32	23.36	2x29P	71.12	74.16
2x10P	22.86	25.90	2x30P	73.66	76.70
2x11P	25.40	28.44	2x31P	76.20	79.24
2x12P	27.94	30.98	2x32P	78.74	81.78
2x13P	30.48	33.52	2x33P	81.28	84.32
2x14P	33.02	36.06	2x34P	83.82	86.86
2x15P	35.56	38.60	2x35P	86.36	89.40
2x16P	38.10	41.14	2x36P	88.90	91.94
2x17P	40.64	43.68	2x37P	91.44	94.48
2x18P	43.18	46.22	2x38P	93.98	97.02
2x19P	45.72	48.76	2x39P	96.52	99.56
2x20P	48.26	51.30	2x40P	99.06	102.10
2x21P	50.80	53.84			

Unit: mm

A2541HWV-2xXP-H

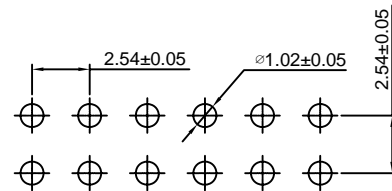
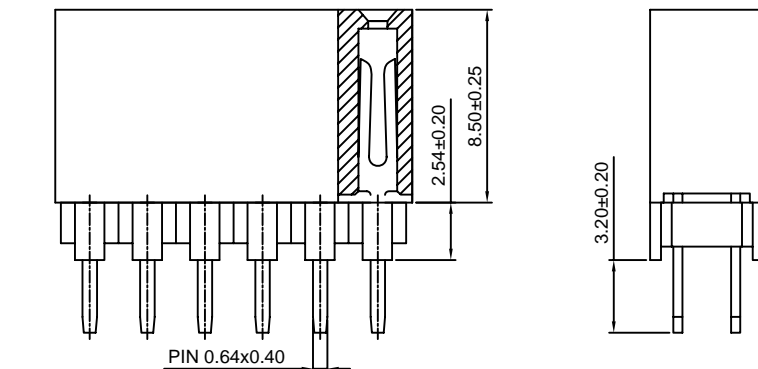
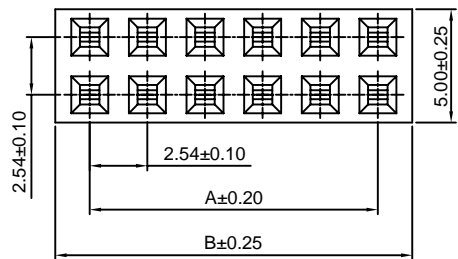
2.54mm Pitch 180° Dual Row Female Header

Reference Informations:

- *Material: Pin: Brass/Gold over Nickel
Insulator: PBT, UL94V-0
- *Mates with CJT A2541 series Dual row Pin Header
- *Color: Black

Ordering Information:
A2541HWV-2xXP - *** - ***
1 2 3

- Part No.
- Material:
(blank): PBT, UL94V-0
6T: Nylon 6T, UL94V-0
GWT: Nylon 6T, UL94V-0, GWT 750 °C
- Finish:
(blank): Gold-flash
G15: 15µin (0.38µm) MIN. Select Gold (Mating Area)
100µin (2.54µm) MIN. Select Tin
G30: 30µin (0.76µm) MIN. Select Gold (Mating Area)
100µin (2.54µm) MIN. Select Tin
T: Tin over Nickel



P.C.B LAYOUT

Ordering Information & Dimensions:

PART NO.	Dimensions		PART NO.	Dimensions	
	A	B		A	B
2x2P	2.54	5.58	2x22P	53.34	56.38
2x3P	5.08	8.12	2x23P	55.88	58.92
2x4P	7.62	10.66	2x24P	58.42	61.46
2x5P	10.16	13.20	2x25P	60.96	64.00
2x6P	12.70	15.74	2x26P	63.50	66.54
2x7P	15.24	18.28	2x27P	66.04	69.08
2x8P	17.78	20.82	2x28P	68.58	71.62
2x9P	20.32	23.36	2x29P	71.12	74.16
2x10P	22.86	25.90	2x30P	73.66	76.70
2x11P	25.40	28.44	2x31P	76.20	79.24
2x12P	27.94	30.98	2x32P	78.74	81.78
2x13P	30.48	33.52	2x33P	81.28	84.32
2x14P	33.02	36.06	2x34P	83.82	86.86
2x15P	35.56	38.60	2x35P	86.36	89.40
2x16P	38.10	41.14	2x36P	88.90	91.94
2x17P	40.64	43.68	2x37P	91.44	94.48
2x18P	43.18	46.22	2x38P	93.98	97.02
2x19P	45.72	48.76	2x39P	96.52	99.56
2x20P	48.26	51.30	2x40P	99.06	102.10
2x21P	50.80	53.84			

Unit: mm

A2541HWV-S-2xXP

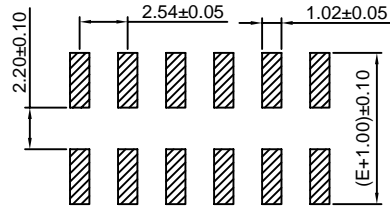
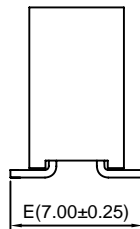
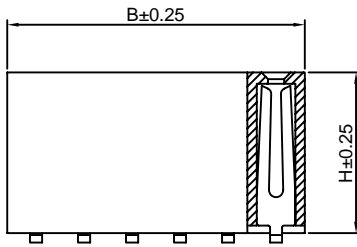
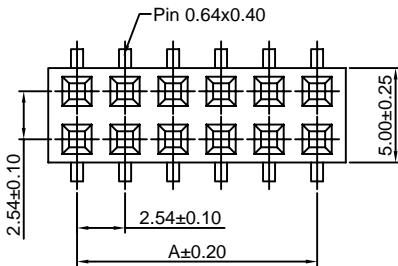
2.54mm Pitch 180° Dual Row Female Header - SMT TYPE

Reference Informations:

- *Material: Pin: Brass/Gold over Nickel
Insulator: Nylon 6T, UL94V-0
- *Mates with CJT A2541 series Dual row Pin Header
- *Color: Black

Ordering Information:
A2541HWV-S-2xXP - *** - *** - *** - ***
1 2 3 4 5

- Part No.
- Size(H):
(blank): 8.50mm
H71: 7.10mm
H57: 5.70mm
H50: 5.00mm
H110: 11.00mm
- Size(E):
(blank): 7.00mm
E80: 8.00mm
- Material:
(blank): Nylon 6T, UL94V-0
GWT: Nylon 6T, UL94V-0, GWT 750°C
- Finish:
(blank): Gold-flash
G15: 15µin (0.38µm) MIN. Select Gold (Mating Area)
100µin (2.54µm) MIN. Select Tin
G30: 30µin (0.76µm) MIN. Select Gold (Mating Area)
100µin (2.54µm) MIN. Select Tin
T: Tin over Nickel



P.C.B LAYOUT

Ordering Information & Dimensions:

PART NO.	Dimensions		PART NO.	Dimensions	
	A	B		A	B
2x2P	2.54	5.58	2x22P	53.34	56.38
2x3P	5.08	8.12	2x23P	55.88	58.92
2x4P	7.62	10.66	2x24P	58.42	61.46
2x5P	10.16	13.20	2x25P	60.96	64.00
2x6P	12.70	15.74	2x26P	63.50	66.54
2x7P	15.24	18.28	2x27P	66.04	69.08
2x8P	17.78	20.82	2x28P	68.58	71.62
2x9P	20.32	23.36	2x29P	71.12	74.16
2x10P	22.86	25.90	2x30P	73.66	76.70
2x11P	25.40	28.44	2x31P	76.20	79.24
2x12P	27.94	30.98	2x32P	78.74	81.78
2x13P	30.48	33.52	2x33P	81.28	84.32
2x14P	33.02	36.06	2x34P	83.82	86.86
2x15P	35.56	38.60	2x35P	86.36	89.40
2x16P	38.10	41.14	2x36P	88.90	91.94
2x17P	40.64	43.68	2x37P	91.44	94.48
2x18P	43.18	46.22	2x38P	93.98	97.02
2x19P	45.72	48.76	2x39P	96.52	99.56
2x20P	48.26	51.30	2x40P	99.06	102.10
2x21P	50.80	53.84			

Unit: mm

A2541HWR-S-2xXP

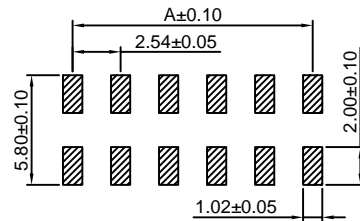
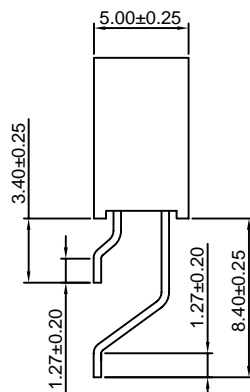
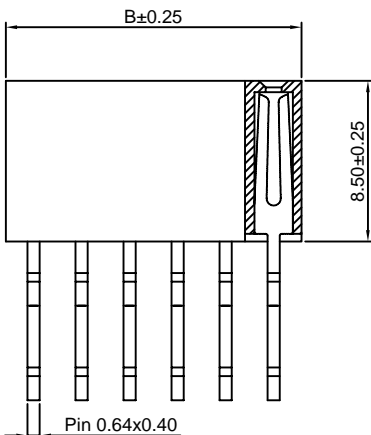
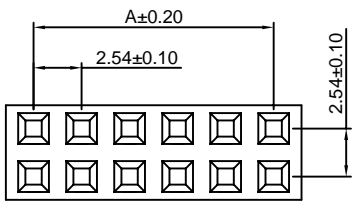
2.54mm Pitch 90° Dual Row Female Header - SMT TYPE

Reference Informations:

- *Material: Pin: Phosphor Bronze/Gold over Nickel
Insulator: Nylon 6T, UL94V-0
- *Mates with CJT A2541 series Dual row Pin Header
- *Color: Black

Ordering Information:
A2541HWR-S-2xXP - *** - ***
1 2 3

- Part No.
- Material:
(Blank): Nylon 6T, UL94V-0
GWT: Nylon 6T, UL94V-0, GWT 750°C
- Finish:
(blank): Gold-flash
G15: 15µin (0.38µm) MIN. Select Gold (Mating Area)
100µin (2.54µm) MIN. Select Tin
G30: 30µin (0.76µm) MIN. Select Gold (Mating Area)
100µin (2.54µm) MIN. Select Tin
T: Tin over Nickel



P.C.B LAYOUT

Ordering Information & Dimensions:

PART NO.	Dimensions		PART NO.	Dimensions	
	A	B		A	B
2x2P	2.54	5.58	2x22P	53.34	56.38
2x3P	5.08	8.12	2x23P	55.88	58.92
2x4P	7.62	10.66	2x24P	58.42	61.46
2x5P	10.16	13.20	2x25P	60.96	64.00
2x6P	12.70	15.74	2x26P	63.50	66.54
2x7P	15.24	18.28	2x27P	66.04	69.08
2x8P	17.78	20.82	2x28P	68.58	71.62
2x9P	20.32	23.36	2x29P	71.12	74.16
2x10P	22.86	25.90	2x30P	73.66	76.70
2x11P	25.40	28.44	2x31P	76.20	79.24
2x12P	27.94	30.98	2x32P	78.74	81.78
2x13P	30.48	33.52	2x33P	81.28	84.32
2x14P	33.02	36.06	2x34P	83.82	86.86
2x15P	35.56	38.60	2x35P	86.36	89.40
2x16P	38.10	41.14	2x36P	88.90	91.94
2x17P	40.64	43.68	2x37P	91.44	94.48
2x18P	43.18	46.22	2x38P	93.98	97.02
2x19P	45.72	48.76	2x39P	96.52	99.56
2x20P	48.26	51.30	2x40P	99.06	102.10
2x21P	50.80	53.84			

Unit: mm

A2541HWV-S-F-2xXP

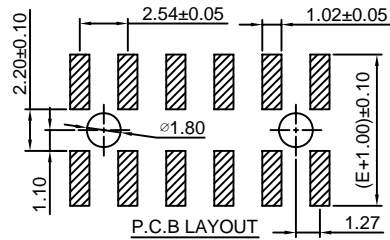
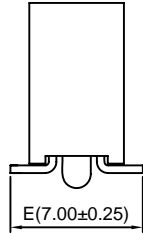
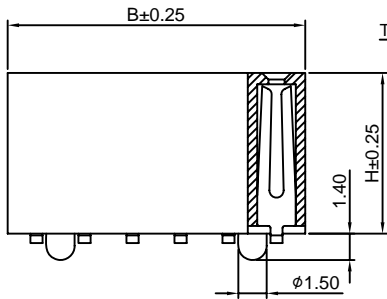
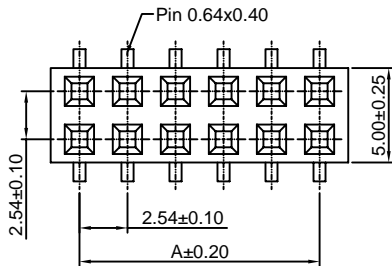
2.54mm Pitch 180° Dual Row Female Header - SMT TYPE

Reference Informations:

- *Material: Pin: Brass/Gold over Nickel
Insulator: Nylon 6T, UL94V-0
- *Mates with CJT A2541 series Dual row Pin Header
- *Color: Black

Ordering Information:
A2541HWV-S-F-2xXP - **** - *** - *** - ***
1 2 3 4 5

- Part No.
- Size(H):
(blank): 8.50mm
H71: 7.10mm
H57: 5.70mm
H50: 5.00mm
H110: 11.00mm
- Size(E):
(blank): 7.00mm
E80: 8.00mm
- Material:
(blank): Nylon 6T, UL94V-0
GWT: Nylon 6T, UL94V-0, GWT 750°C
- Finish:
(blank): Gold-flash
G15: 15µin (0.38µm) MIN. Select Gold (Mating Area)
100µin (2.54µm) MIN. Select Tin
G30: 30µin (0.76µm) MIN. Select Gold (Mating Area)
100µin (2.54µm) MIN. Select Tin
T: Tin over Nickel



Ordering Information & Dimensions:

PART NO.	Dimensions		PART NO.	Dimensions	
	A	B		A	B
2x2P	2.54	5.58	2x22P	53.34	56.38
2x3P	5.08	8.12	2x23P	55.88	58.92
2x4P	7.62	10.66	2x24P	58.42	61.46
2x5P	10.16	13.20	2x25P	60.96	64.00
2x6P	12.70	15.74	2x26P	63.50	66.54
2x7P	15.24	18.28	2x27P	66.04	69.08
2x8P	17.78	20.82	2x28P	68.58	71.62
2x9P	20.32	23.36	2x29P	71.12	74.16
2x10P	22.86	25.90	2x30P	73.66	76.70
2x11P	25.40	28.44	2x31P	76.20	79.24
2x12P	27.94	30.98	2x32P	78.74	81.78
2x13P	30.48	33.52	2x33P	81.28	84.32
2x14P	33.02	36.06	2x34P	83.82	86.86
2x15P	35.56	38.60	2x35P	86.36	89.40
2x16P	38.10	41.14	2x36P	88.90	91.94
2x17P	40.64	43.68	2x37P	91.44	94.48
2x18P	43.18	46.22	2x38P	93.98	97.02
2x19P	45.72	48.76	2x39P	96.52	99.56
2x20P	48.26	51.30	2x40P	99.06	102.10
2x21P	50.80	53.84			

Unit: mm

A2541HWVA-2xXP

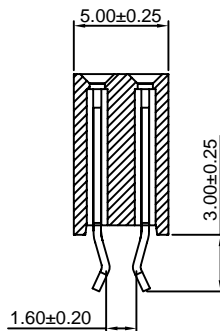
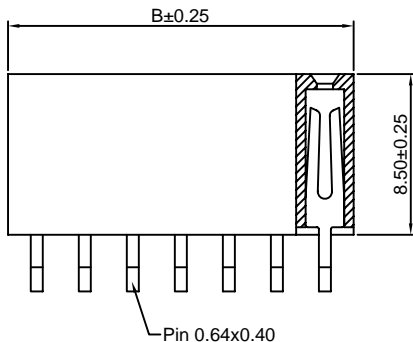
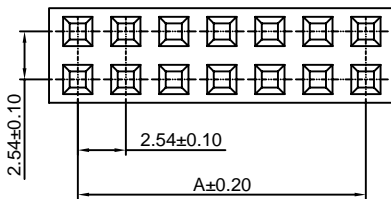
2.54mm Pitch 180° Dual Row Female Header

Reference Informations:

- *Material: Pin: Brass/Gold over Nickel
Insulator: PBT, UL94V-0
- *Mates with CJT A2541 series Dual row Pin Header
- *Color: Black

Ordering Information:
A2541HWVA-2xXP - *** - ***
1 2 3

- Part No.
- Material:
(blank): PBT, UL94V-0
6T: Nylon 6T, UL94V-0
GWT: Nylon 6T, UL94V-0, GWT 750°C
- Finish:
(blank): Gold-flash
G15: 15µin (0.38µm) MIN. Select Gold (Mating Area)
100µin (2.54µm) MIN. Select Tin
G30: 30µin (0.76µm) MIN. Select Gold (Mating Area)
100µin (2.54µm) MIN. Select Tin
T: Tin over Nickel



Ordering Information & Dimensions:

PART NO.	Dimensions		PART NO.	Dimensions	
	A	B		A	B
2x2P	2.54	5.58	2x22P	53.34	56.38
2x3P	5.08	8.12	2x23P	55.88	58.92
2x4P	7.62	10.66	2x24P	58.42	61.46
2x5P	10.16	13.20	2x25P	60.96	64.00
2x6P	12.70	15.74	2x26P	63.50	66.54
2x7P	15.24	18.28	2x27P	66.04	69.08
2x8P	17.78	20.82	2x28P	68.58	71.62
2x9P	20.32	23.36	2x29P	71.12	74.16
2x10P	22.86	25.90	2x30P	73.66	76.70
2x11P	25.40	28.44	2x31P	76.20	79.24
2x12P	27.94	30.98	2x32P	78.74	81.78
2x13P	30.48	33.52	2x33P	81.28	84.32
2x14P	33.02	36.06	2x34P	83.82	86.86
2x15P	35.56	38.60	2x35P	86.36	89.40
2x16P	38.10	41.14	2x36P	88.90	91.94
2x17P	40.64	43.68	2x37P	91.44	94.48
2x18P	43.18	46.22	2x38P	93.98	97.02
2x19P	45.72	48.76	2x39P	96.52	99.56
2x20P	48.26	51.30	2x40P	99.06	102.10
2x21P	50.80	53.84			

Unit: mm

A2541HWV-N-2xXP

2.54mm Pitch 180° Dual Row Female Header

Reference Informations:

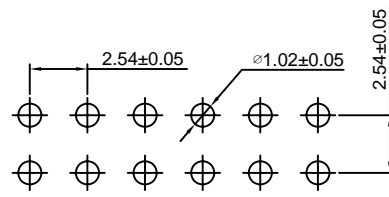
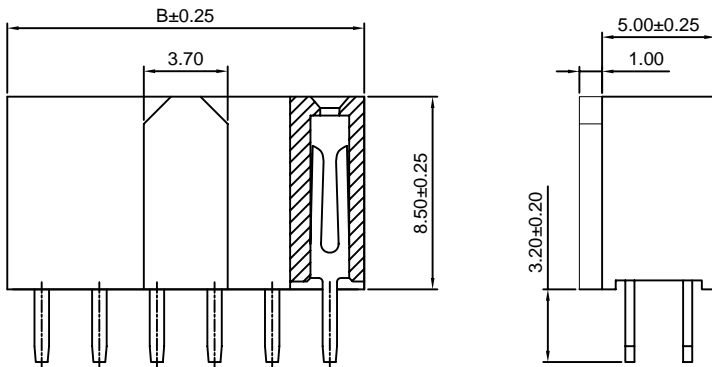
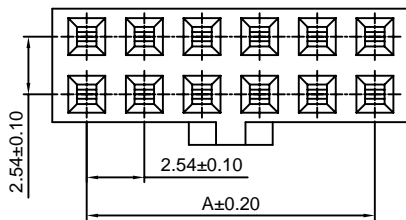
*Material: Pin: Brass/Gold over Nickel
Insulator: PBT, UL94V-0

*Mates with CJT A2541 series Dual row Pin Header

*Color: Black

Ordering Information:
A2541HWV-N-2xXP - *** - ***
1 2 3

1. Part No.
2. Material:
(blank): PBT, UL94V-0
6T: Nylon 6T, UL94V-0
GWT: Nylon 6T, UL94V-0, GWT 750°C
3. Finish:
(blank): Gold-flash
G15: 15µin (0.38µm) MIN. Select Gold (Mating Area)
100µin (2.54µm) MIN. Select Tin
G30: 30µin (0.76µm) MIN. Select Gold (Mating Area)
100µin (2.54µm) MIN. Select Tin
T: Tin over Nickel



P.C.B LAYOUT

Ordering Information & Dimensions:

PART NO.	Dimensions		PART NO.	Dimensions	
	A	B		A	B
2x2P	2.54	5.58	2x22P	53.34	56.38
2x3P	5.08	8.12	2x23P	55.88	58.92
2x4P	7.62	10.66	2x24P	58.42	61.46
2x5P	10.16	13.20	2x25P	60.96	64.00
2x6P	12.70	15.74	2x26P	63.50	66.54
2x7P	15.24	18.28	2x27P	66.04	69.08
2x8P	17.78	20.82	2x28P	68.58	71.62
2x9P	20.32	23.36	2x29P	71.12	74.16
2x10P	22.86	25.90	2x30P	73.66	76.70
2x11P	25.40	28.44	2x31P	76.20	79.24
2x12P	27.94	30.98	2x32P	78.74	81.78
2x13P	30.48	33.52	2x33P	81.28	84.32
2x14P	33.02	36.06	2x34P	83.82	86.86
2x15P	35.56	38.60	2x35P	86.36	89.40
2x16P	38.10	41.14	2x36P	88.90	91.94
2x17P	40.64	43.68	2x37P	91.44	94.48
2x18P	43.18	46.22	2x38P	93.98	97.02
2x19P	45.72	48.76	2x39P	96.52	99.56
2x20P	48.26	51.30	2x40P	99.06	102.10
2x21P	50.80	53.84			

Unit: mm

A2541HWR-N-2xXP

2.54mm Pitch 90° Dual Row Female Header

Reference Informations:

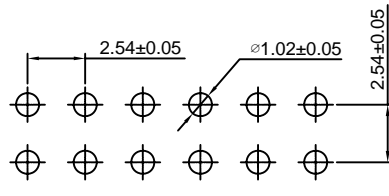
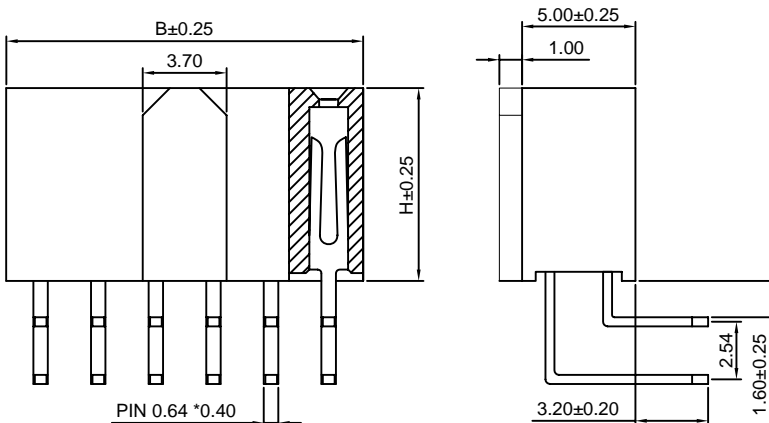
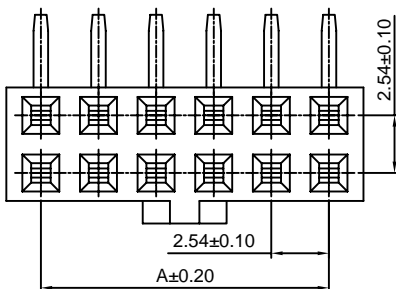
*Material: Pin: Brass/Gold over Nickel
Insulator: PBT, UL94V-0

*Mates with CJT A2541 series Dual row Pin Header

*Color: Black

Ordering Information:
A2541HWR-N-2xXP - *** - ***
1 2 3

1. Part No.
2. Material:
(blank): PBT, UL94V-0
6T: Nylon 6T, UL94V-0
GWT: Nylon 6T, UL94V-0, GWT 750°C
3. Finish:
(blank): Gold-flash
G15: 15µin (0.38µm) MIN. Select Gold (Mating Area)
100µin (2.54µm) MIN. Select Tin
G30: 30µin (0.76µm) MIN. Select Gold (Mating Area)
100µin (2.54µm) MIN. Select Tin
T: Tin over Nickel



P.C.B LAYOUT

Ordering Information & Dimensions:

PART NO.	Dimensions		PART NO.	Dimensions	
	A	B		A	B
2x2P	2.54	5.58	2x22P	53.34	56.38
2x3P	5.08	8.12	2x23P	55.88	58.92
2x4P	7.62	10.66	2x24P	58.42	61.46
2x5P	10.16	13.20	2x25P	60.96	64.00
2x6P	12.70	15.74	2x26P	63.50	66.54
2x7P	15.24	18.28	2x27P	66.04	69.08
2x8P	17.78	20.82	2x28P	68.58	71.62
2x9P	20.32	23.36	2x29P	71.12	74.16
2x10P	22.86	25.90	2x30P	73.66	76.70
2x11P	25.40	28.44	2x31P	76.20	79.24
2x12P	27.94	30.98	2x32P	78.74	81.78
2x13P	30.48	33.52	2x33P	81.28	84.32
2x14P	33.02	36.06	2x34P	83.82	86.86
2x15P	35.56	38.60	2x35P	86.36	89.40
2x16P	38.10	41.14	2x36P	88.90	91.94
2x17P	40.64	43.68	2x37P	91.44	94.48
2x18P	43.18	46.22	2x38P	93.98	97.02
2x19P	45.72	48.76	2x39P	96.52	99.56
2x20P	48.26	51.30	2x40P	99.06	102.10
2x21P	50.80	53.84			

Unit: mm

A2541HWV-N-2xXP-A

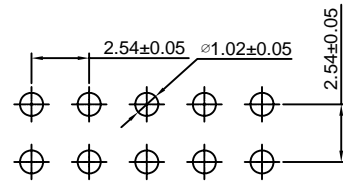
2.54mm Pitch 180° Dual Row Female Header

Reference Informations:

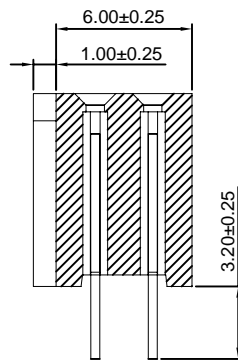
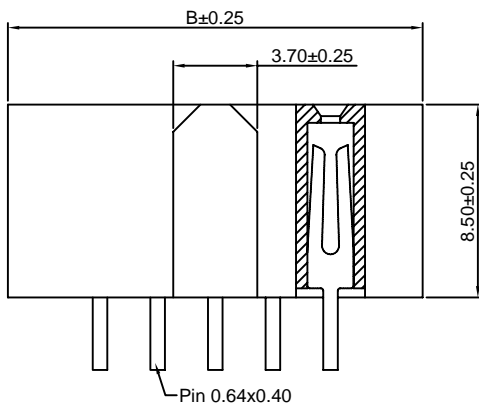
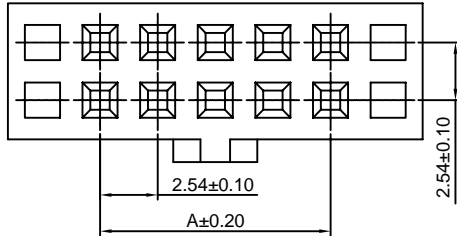
- *Material: Pin: Brass/Gold over Nickel
Insulator: PBT, UL94V-0
- *Mates with CJT A2541 series Dual row Pin Header
- *Color: Black

Ordering Information:
A2541HWV-N-2xXP-A - *** - ***
1 2 3

1. Part No.
2. Material:
(blank): PBT, UL94V-0
6T: Nylon 6T, UL94V-0
GWT: Nylon 6T, UL94V-0, GWT 750 °C
3. Finish:
(blank): Gold-flash
G15: 15µm (0.38µm) MIN. Select Gold (Mating Area)
100µm (2.54µm) MIN. Select Tin
G30: 30µm (0.76µm) MIN. Select Gold (Mating Area)
100µm (2.54µm) MIN. Select Tin
T: Tin over Nickel



P.C.B LAYOUT



Ordering Information & Dimensions:

PART NO.	Dimensions		PART NO.	Dimensions	
	A	B		A	B
2x2P	2.54	5.58	2x22P	53.34	56.38
2x3P	5.08	8.12	2x23P	55.88	58.92
2x4P	7.62	10.66	2x24P	58.42	61.46
2x5P	10.16	13.20	2x25P	60.96	64.00
2x6P	12.70	15.74	2x26P	63.50	66.54
2x7P	15.24	18.28	2x27P	66.04	69.08
2x8P	17.78	20.82	2x28P	68.58	71.62
2x9P	20.32	23.36	2x29P	71.12	74.16
2x10P	22.86	25.90	2x30P	73.66	76.70
2x11P	25.40	28.44	2x31P	76.20	79.24
2x12P	27.94	30.98	2x32P	78.74	81.78
2x13P	30.48	33.52	2x33P	81.28	84.32
2x14P	33.02	36.06	2x34P	83.82	86.86
2x15P	35.56	38.60	2x35P	86.36	89.40
2x16P	38.10	41.14	2x36P	88.90	91.94
2x17P	40.64	43.68	2x37P	91.44	94.48
2x18P	43.18	46.22	2x38P	93.98	97.02
2x19P	45.72	48.76	2x39P	96.52	99.56
2x20P	48.26	51.30	2x40P	99.06	102.10
2x21P	50.80	53.84			

Unit: mm

A2541HWV-N-S-2xXP

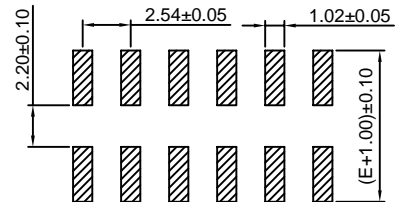
2.54mm Pitch 180° Dual Row Female Header - SMT TYPE

Reference Informations:

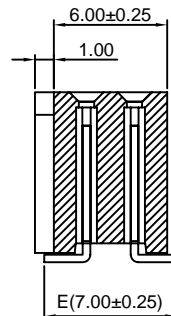
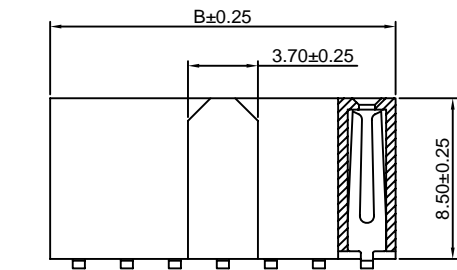
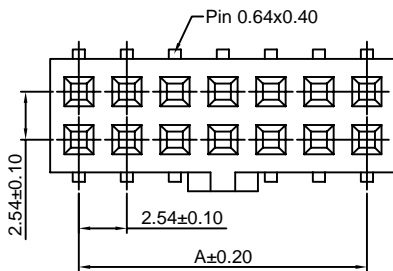
- *Material: Pin: Brass/Gold over Nickel
Insulator: Nylon 6T, UL94V-0
- *Mates with CJT A2541 series Dual row Pin Header
- *Color: Black

Ordering Information:
A2541HWV-N-S-2xXP - *** - *** - ***
1 2 3 4

1. Part No.
2. Size (E):
(blank): 7.00mm
E80: 8.00mm
3. Material:
(blank): Nylon 6T, UL94V-0
GWT: Nylon 6T, UL94V-0, GWT 750 °C
4. Finish:
(blank): Gold-flash
G15: 15µm (0.38µm) MIN. Select Gold (Mating Area)
100µm (2.54µm) MIN. Select Tin
G30: 30µm (0.76µm) MIN. Select Gold (Mating Area)
100µm (2.54µm) MIN. Select Tin
T: Tin over Nickel



P.C.B LAYOUT



Ordering Information & Dimensions:

PART NO.	Dimensions		PART NO.	Dimensions	
	A	B		A	B
2x2P	2.54	5.58	2x22P	53.34	56.38
2x3P	5.08	8.12	2x23P	55.88	58.92
2x4P	7.62	10.66	2x24P	58.42	61.46
2x5P	10.16	13.20	2x25P	60.96	64.00
2x6P	12.70	15.74	2x26P	63.50	66.54
2x7P	15.24	18.28	2x27P	66.04	69.08
2x8P	17.78	20.82	2x28P	68.58	71.62
2x9P	20.32	23.36	2x29P	71.12	74.16
2x10P	22.86	25.90	2x30P	73.66	76.70
2x11P	25.40	28.44	2x31P	76.20	79.24
2x12P	27.94	30.98	2x32P	78.74	81.78
2x13P	30.48	33.52	2x33P	81.28	84.32
2x14P	33.02	36.06	2x34P	83.82	86.86
2x15P	35.56	38.60	2x35P	86.36	89.40
2x16P	38.10	41.14	2x36P	88.90	91.94
2x17P	40.64	43.68	2x37P	91.44	94.48
2x18P	43.18	46.22	2x38P	93.98	97.02
2x19P	45.72	48.76	2x39P	96.52	99.56
2x20P	48.26	51.30	2x40P	99.06	102.10
2x21P	50.80	53.84			

Unit: mm

A2541HWV-N-S-2xXP-A

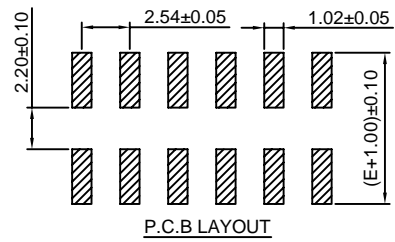
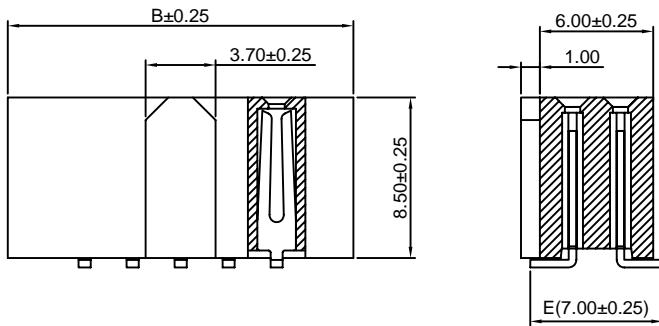
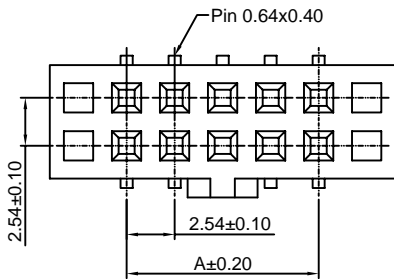
2.54mm Pitch 180° Dual Row Female Header -SMT TYPE

Reference Informations:

- *Material: Pin: Brass/Gold over Nickel
Insulator: Nylon 6T, UL94V-0
- *Mates with CJT A2541 series Dual row Pin Header
- *Color: Black

Ordering Information:
A2541HWV-N-S-2xXP-A - ^{***}/₁ - ^{***}/₂ - ^{***}/₃ - ^{***}/₄

- Part No.
- Size(E):
(blank): 7.00mm
E80: 8.00mm
- Material:
(blank): Nylon 6T, UL94V-0
GWT: Nylon 6T, UL94V-0, GWT 750 °C
- Finish:
(blank): Gold-flash
G15: 15µm (0.38µm) MIN. Select Gold (Mating Area)
100µm (2.54µm) MIN. Select Tin
G30: 30µm (0.76µm) MIN. Select Gold (Mating Area)
100µm (2.54µm) MIN. Select Tin
I: Tin over Nickel



Ordering Information & Dimensions:

PART NO.	Dimensions		PART NO.	Dimensions	
	A	B		A	B
2x2P	2.54	5.58	2x22P	53.34	56.38
2x3P	5.08	8.12	2x23P	55.88	58.92
2x4P	7.62	10.66	2x24P	58.42	61.46
2x5P	10.16	13.20	2x25P	60.96	64.00
2x6P	12.70	15.74	2x26P	63.50	66.54
2x7P	15.24	18.28	2x27P	66.04	69.08
2x8P	17.78	20.82	2x28P	68.58	71.62
2x9P	20.32	23.36	2x29P	71.12	74.16
2x10P	22.86	25.90	2x30P	73.66	76.70
2x11P	25.40	28.44	2x31P	76.20	79.24
2x12P	27.94	30.98	2x32P	78.74	81.78
2x13P	30.48	33.52	2x33P	81.28	84.32
2x14P	33.02	36.06	2x34P	83.82	86.86
2x15P	35.56	38.60	2x35P	86.36	89.40
2x16P	38.10	41.14	2x36P	88.90	91.94
2x17P	40.64	43.68	2x37P	91.44	94.48
2x18P	43.18	46.22	2x38P	93.98	97.02
2x19P	45.72	48.76	2x39P	96.52	99.56
2x20P	48.26	51.30	2x40P	99.06	102.10
2x21P	50.80	53.84			

Unit: mm

A2541HWV-N1-2xXP

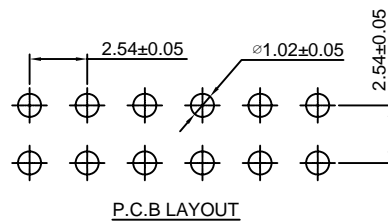
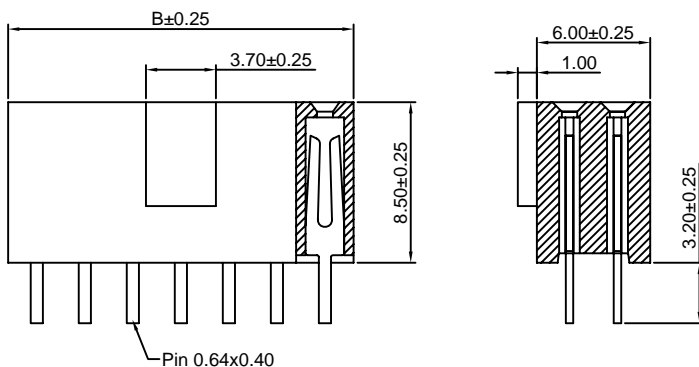
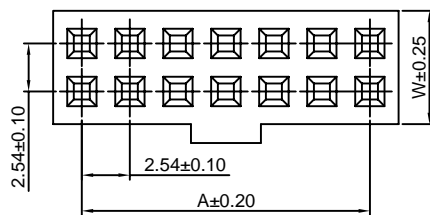
2.54mm Pitch 180° Dual Row Female Header

Reference Informations:

- *Material: Pin: Brass/Gold over Nickel
Insulator: PBT, UL94V-0
- *Mates with CJT A2541 series Dual row Pin Header
- *Color: Black

Ordering Information:
A2541HWV-N1-2xXP - ^{***}/₁ - ^{***}/₂ - ^{***}/₃ - ^{***}/₄

- Part No.
- Size(W):
(blank): 6.00mm
W50: 5.00mm
- Material:
(blank): PBT, UL94V-0
6T: Nylon 6T, UL94V-0
GWT: Nylon 6T, UL94V-0, GWT 750 °C
- Finish:
(blank): Gold-flash
G15: 15µm (0.38µm) MIN. Select Gold (Mating Area)
100µm (2.54µm) MIN. Select Tin
G30: 30µm (0.76µm) MIN. Select Gold (Mating Area)
100µm (2.54µm) MIN. Select Tin
I: Tin over Nickel



Ordering Information & Dimensions:

PART NO.	Dimensions		PART NO.	Dimensions	
	A	B		A	B
2x2P	2.54	5.58	2x22P	53.34	56.38
2x3P	5.08	8.12	2x23P	55.88	58.92
2x4P	7.62	10.66	2x24P	58.42	61.46
2x5P	10.16	13.20	2x25P	60.96	64.00
2x6P	12.70	15.74	2x26P	63.50	66.54
2x7P	15.24	18.28	2x27P	66.04	69.08
2x8P	17.78	20.82	2x28P	68.58	71.62
2x9P	20.32	23.36	2x29P	71.12	74.16
2x10P	22.86	25.90	2x30P	73.66	76.70
2x11P	25.40	28.44	2x31P	76.20	79.24
2x12P	27.94	30.98	2x32P	78.74	81.78
2x13P	30.48	33.52	2x33P	81.28	84.32
2x14P	33.02	36.06	2x34P	83.82	86.86
2x15P	35.56	38.60	2x35P	86.36	89.40
2x16P	38.10	41.14	2x36P	88.90	91.94
2x17P	40.64	43.68	2x37P	91.44	94.48
2x18P	43.18	46.22	2x38P	93.98	97.02
2x19P	45.72	48.76	2x39P	96.52	99.56
2x20P	48.26	51.30	2x40P	99.06	102.10
2x21P	50.80	53.84			

A2541HWV-N1-2xXP-A

2.54mm Pitch 180° Dual Row Female Header

Reference Informations:

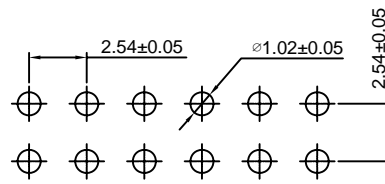
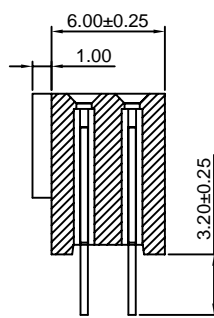
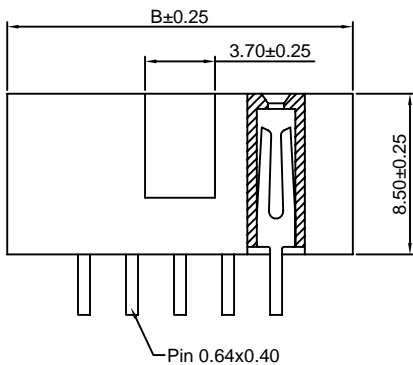
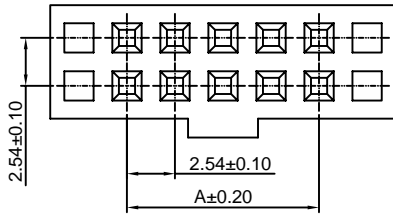
*Material: Pin: Brass/Gold over Nickel
Insulator: PBT, UL94V-0

*Mates with CJT A2541 series Dual row Pin Header

*Color: Black

Ordering Information:
A2541HWV-N1-2xXP-A - $\frac{***}{1} - \frac{***}{2} - \frac{***}{3}$

- Part No.
- Material:
(blank): PBT, UL94V-0
6T: Nylon 6T, UL94V-0
GWT: Nylon 6T, UL94V-0, GWT 750°C
- Finish:
(blank): Gold-flash
G15: 15µin (0.38µm) MIN. Select Gold (Mating Area)
100µin (2.54µm) MIN. Select Tin
G30: 30µin (0.76µm) MIN. Select Gold (Mating Area)
100µin (2.54µm) MIN. Select Tin
T: Tin over Nickel



P.C.B LAYOUT

Ordering Information & Dimensions:

PART NO.	Dimensions		PART NO.	Dimensions	
	A	B		A	B
2x2P	2.54	5.58	2x22P	53.34	56.38
2x3P	5.08	8.12	2x23P	55.88	58.92
2x4P	7.62	10.66	2x24P	58.42	61.46
2x5P	10.16	13.20	2x25P	60.96	64.00
2x6P	12.70	15.74	2x26P	63.50	66.54
2x7P	15.24	18.28	2x27P	66.04	69.08
2x8P	17.78	20.82	2x28P	68.58	71.62
2x9P	20.32	23.36	2x29P	71.12	74.16
2x10P	22.86	25.90	2x30P	73.66	76.70
2x11P	25.40	28.44	2x31P	76.20	79.24
2x12P	27.94	30.98	2x32P	78.74	81.78
2x13P	30.48	33.52	2x33P	81.28	84.32
2x14P	33.02	36.06	2x34P	83.82	86.86
2x15P	35.56	38.60	2x35P	86.36	89.40
2x16P	38.10	41.14	2x36P	88.90	91.94
2x17P	40.64	43.68	2x37P	91.44	94.48
2x18P	43.18	46.22	2x38P	93.98	97.02
2x19P	45.72	48.76	2x39P	96.52	99.56
2x20P	48.26	51.30	2x40P	99.06	102.10
2x21P	50.80	53.84			

Unit: mm

A2541HWV-2xXP-U

2.54mm Pitch 180° Dual Row Female Header

Reference Informations:

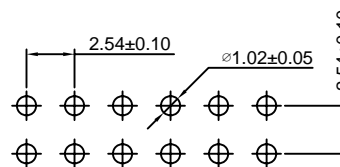
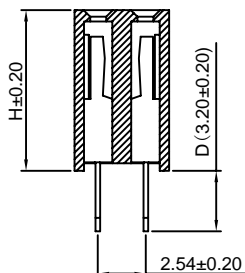
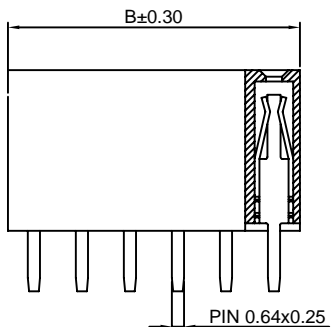
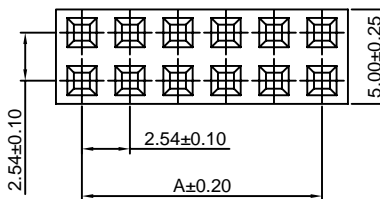
*Material: Pin: Brass/Gold over Nickel
Insulator: PBT, UL94V-0

*Mates with CJT A2541 series Dual row Pin Header

*Color: Black

Ordering Information:
A2541HWV-2xXP-U - $\frac{***}{1} - \frac{***}{2} - \frac{***}{3} - \frac{***}{4}$

- Part No.
- Size(H):
(blank): 8.50mm
H71: 7.10mm
H50: 5.00mm (Pin: 0.60x0.20)
H35: 3.50mm (Pin: 0.50x0.15, B: 0.50mm, D: 3.50mm)
- Material:
(blank): PBT, UL94V-0
6T: Nylon 6T, UL94V-0
GWT: Nylon 6T, UL94V-0, GWT 750°C
- Finish:
(blank): Gold-flash
G15: 15µin (0.38µm) MIN. Select Gold (Mating Area)
100µin (2.54µm) MIN. Select Tin
G30: 30µin (0.76µm) MIN. Select Gold (Mating Area)
100µin (2.54µm) MIN. Select Tin
T: Tin over Nickel



P.C.B LAYOUT

Ordering Information & Dimensions:

PART NO.	Dimensions		PART NO.	Dimensions	
	A	B		A	B
2x2P	2.54	5.58	2x22P	53.34	56.38
2x3P	5.08	8.12	2x23P	55.88	58.92
2x4P	7.62	10.66	2x24P	58.42	61.46
2x5P	10.16	13.20	2x25P	60.96	64.00
2x6P	12.70	15.74	2x26P	63.50	66.54
2x7P	15.24	18.28	2x27P	66.04	69.08
2x8P	17.78	20.82	2x28P	68.58	71.62
2x9P	20.32	23.36	2x29P	71.12	74.16
2x10P	22.86	25.90	2x30P	73.66	76.70
2x11P	25.40	28.44	2x31P	76.20	79.24
2x12P	27.94	30.98	2x32P	78.74	81.78
2x13P	30.48	33.52	2x33P	81.28	84.32
2x14P	33.02	36.06	2x34P	83.82	86.86
2x15P	35.56	38.60	2x35P	86.36	89.40
2x16P	38.10	41.14	2x36P	88.90	91.94
2x17P	40.64	43.68	2x37P	91.44	94.48
2x18P	43.18	46.22	2x38P	93.98	97.02
2x19P	45.72	48.76	2x39P	96.52	99.56
2x20P	48.26	51.30	2x40P	99.06	102.10
2x21P	50.80	53.84			

Unit: mm

A2541HWV-S-2xXP-U

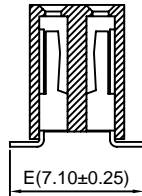
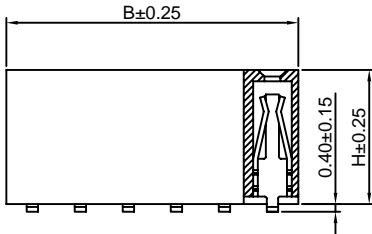
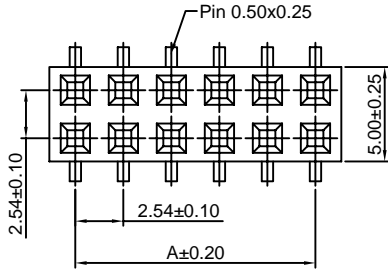
2.54mm Pitch 180° Dual Row Female Header - SMT TYPE

Reference Informations:

*Material:Pin:Brass/Gold over Nickel
Insulator:Nylon 6T,UL94V-0

*Mates with CJT A2541 series Dual row Pin Header

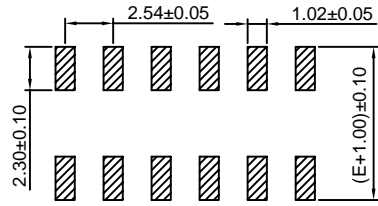
*Color:Black



Ordering Information:

A2541HWV-S-2xXP-U - *** - *** - *** - ***
1 2 3 4 5

- Part No.
- Size(H):
(blank):8.50mm
H71:7.10mm(Pin 0.60x0.25)
H50:5.00mm(Pin 0.60x0.25)
H35:3.50mm(Pin 0.50x0.20,B:B-0.50mm)
- Size(E):
(blank):7.10mm(H85,H71,H35)
E74:7.40mm(H50)
E66:6.60mm(H50,H35)
- Material:
(blank):Nylon 6T,UL94V-0
GWT:Nylon 6T,UL94V-0,GWT 750 °C
- Finish:
(blank):Gold-flash
G15:15µm (0.38µm) MIN.Select Gold(Mating Area)
100µm (2.54µm) MIN.Select Tin
G30:30µm (0.76µm) MIN.Select Gold(Mating Area)
100µm (2.54µm) MIN.Select Tin
T: Tin over Nickel



P.C.B LAYOUT

Ordering Information & Dimensions:

PART NO.	Dimensions		PART NO.	Dimensions	
	A	B		A	B
2x2P	2.54	5.58	2x22P	53.34	56.38
2x3P	5.08	8.12	2x23P	55.88	58.92
2x4P	7.62	10.66	2x24P	58.42	61.46
2x5P	10.16	13.20	2x25P	60.96	64.00
2x6P	12.70	15.74	2x26P	63.50	66.54
2x7P	15.24	18.28	2x27P	66.04	69.08
2x8P	17.78	20.82	2x28P	68.58	71.62
2x9P	20.32	23.36	2x29P	71.12	74.16
2x10P	22.86	25.90	2x30P	73.66	76.70
2x11P	25.40	28.44	2x31P	76.20	79.24
2x12P	27.94	30.98	2x32P	78.74	81.78
2x13P	30.48	33.52	2x33P	81.28	84.32
2x14P	33.02	36.06	2x34P	83.82	86.86
2x15P	35.56	38.60	2x35P	86.36	89.40
2x16P	38.10	41.14	2x36P	88.90	91.94
2x17P	40.64	43.68	2x37P	91.44	94.48
2x18P	43.18	46.22	2x38P	93.98	97.02
2x19P	45.72	48.76	2x39P	96.52	99.56
2x20P	48.26	51.30	2x40P	99.06	102.10
2x21P	50.80	53.84			

Unit: mm

A2541HWV-S-F-2xXP-U

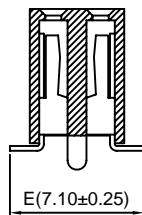
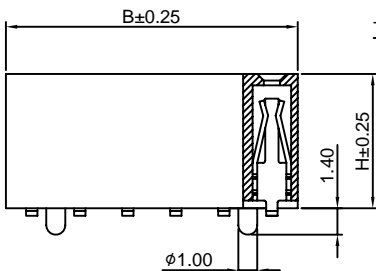
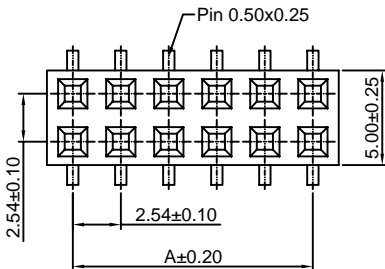
2.54mm Pitch 180° Dual Row Female Header - SMT TYPE

Reference Informations:

*Material:Pin:Brass/Gold over Nickel
Insulator:Nylon 6T,UL94V-0

*Mates with CJT A2541 series Dual row Pin Header

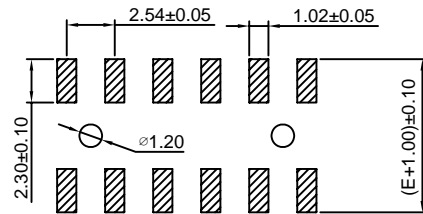
*Color:Black



Ordering Information:

A2541HWV-S-2xXP-U - *** - *** - *** - ***
1 2 3 4 5

- Part No.
- Size(H):
(blank):8.50mm
H71:7.10mm(Pin 0.60x0.25)
H50:5.00mm(Pin 0.60x0.25)
H35:3.50mm(Pin 0.50x0.20,B:B-0.50mm)
- Size(E):
(blank):7.10mm(H85,H71,H35)
E74:7.40mm(H50)
E66:6.60mm(H50,H35)
- Material:
(blank):Nylon 6T,UL94V-0
GWT:Nylon 6T,UL94V-0,GWT 750 °C
- Finish:
(blank):Gold-flash
G15:15µm (0.38µm) MIN.Select Gold(Mating Area)
100µm (2.54µm) MIN.Select Tin
G30:30µm (0.76µm) MIN.Select Gold(Mating Area)
100µm (2.54µm) MIN.Select Tin
T: Tin over Nickel



P.C.B LAYOUT

Ordering Information & Dimensions:

PART NO.	Dimensions		PART NO.	Dimensions	
	A	B		A	B
2x2P	2.54	5.58	2x22P	53.34	56.38
2x3P	5.08	8.12	2x23P	55.88	58.92
2x4P	7.62	10.66	2x24P	58.42	61.46
2x5P	10.16	13.20	2x25P	60.96	64.00
2x6P	12.70	15.74	2x26P	63.50	66.54
2x7P	15.24	18.28	2x27P	66.04	69.08
2x8P	17.78	20.82	2x28P	68.58	71.62
2x9P	20.32	23.36	2x29P	71.12	74.16
2x10P	22.86	25.90	2x30P	73.66	76.70
2x11P	25.40	28.44	2x31P	76.20	79.24
2x12P	27.94	30.98	2x32P	78.74	81.78
2x13P	30.48	33.52	2x33P	81.28	84.32
2x14P	33.02	36.06	2x34P	83.82	86.86
2x15P	35.56	38.60	2x35P	86.36	89.40
2x16P	38.10	41.14	2x36P	88.90	91.94
2x17P	40.64	43.68	2x37P	91.44	94.48
2x18P	43.18	46.22	2x38P	93.98	97.02
2x19P	45.72	48.76	2x39P	96.52	99.56
2x20P	48.26	51.30	2x40P	99.06	102.10
2x21P	50.80	53.84			

Unit: mm

A2541HWRA-2xXP

2.54mm Pitch 90° Dual Row Female Header

Reference Informations:

*Material: Pin: Brass/Gold over Nickel
Insulator: PBT, UL94V-0

*Mates with CJT A2541 series Dual row Pin Header

*Color: Black

Ordering Information:

A2541HWRA-2xXP - *** - ***
1 2 3

1. Part No.

2. Material:

(blank): PBT, UL94V-0

6T: Nylon 6T, UL94V-0

GWT: Nylon 6T, UL94V-0, GWT 750 °C

3. Finish:

(blank): Gold-flash

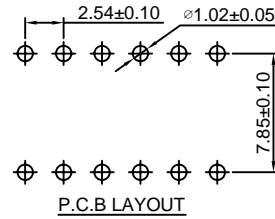
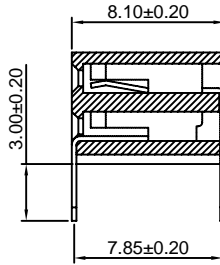
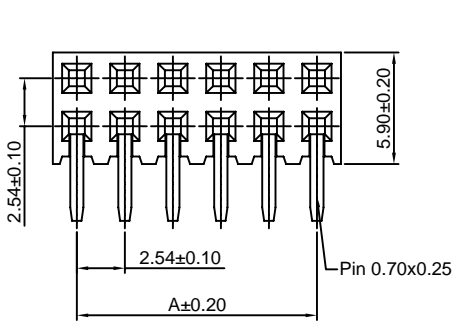
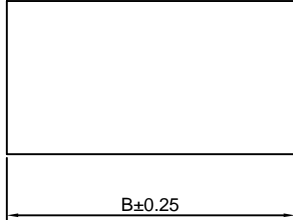
G15: 15µin (0.38µm) MIN. Select Gold (Mating Area)

100µin (2.54µm) MIN. Select Tin

G30: 30µin (0.76µm) MIN. Select Gold (Mating Area)

100µin (2.54µm) MIN. Select Tin

T: Tin over Nickel



Ordering Information & Dimensions:

PART NO.	Dimensions		PART NO.	Dimensions	
	A	B		A	B
2x2P	2.54	5.58	2x22P	53.34	56.38
2x3P	5.08	8.12	2x23P	55.88	58.92
2x4P	7.62	10.66	2x24P	58.42	61.46
2x5P	10.16	13.20	2x25P	60.96	64.00
2x6P	12.70	15.74	2x26P	63.50	66.54
2x7P	15.24	18.28	2x27P	66.04	69.08
2x8P	17.78	20.82	2x28P	68.58	71.62
2x9P	20.32	23.36	2x29P	71.12	74.16
2x10P	22.86	25.90	2x30P	73.66	76.70
2x11P	25.40	28.44	2x31P	76.20	79.24
2x12P	27.94	30.98	2x32P	78.74	81.78
2x13P	30.48	33.52	2x33P	81.28	84.32
2x14P	33.02	36.06	2x34P	83.82	86.86
2x15P	35.56	38.60	2x35P	86.36	89.40
2x16P	38.10	41.14	2x36P	88.90	91.94
2x17P	40.64	43.68	2x37P	91.44	94.48
2x18P	43.18	46.22	2x38P	93.98	97.02
2x19P	45.72	48.76	2x39P	96.52	99.56
2x20P	48.26	51.30	2x40P	99.06	102.10
2x21P	50.80	53.84			

Unit: mm

A2541HWRA-S-2xXP

2.54mm Pitch 90° Dual Row Female Header - SMT TYPE

Reference Informations:

*Material: Pin: Brass/Gold over Nickel
Insulator: Nylon 6T, UL94V-0

*Mates with CJT A2541 series Dual row Pin Header

*Color: Black

Ordering Information:

A2541HWRA-S-2xXP - *** - ***
1 2 3

1. Part No.

2. Material:

(blank): Nylon 6T, UL94V-0

GWT: Nylon 6T, UL94V-0, GWT 750 °C

3. Finish:

(blank): Gold-flash

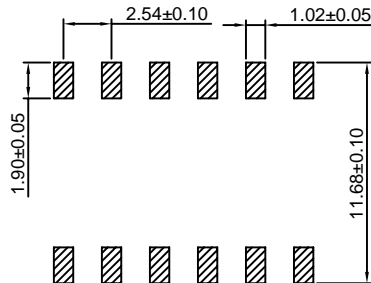
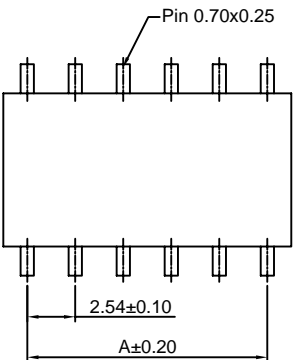
G15: 15µin (0.38µm) MIN. Select Gold (Mating Area)

100µin (2.54µm) MIN. Select Tin

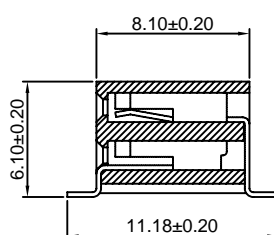
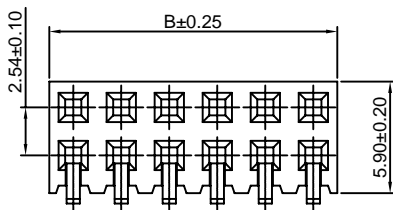
G30: 30µin (0.76µm) MIN. Select Gold (Mating Area)

100µin (2.54µm) MIN. Select Tin

T: Tin over Nickel



P.C.B LAYOUT



Ordering Information & Dimensions:

PART NO.	Dimensions		PART NO.	Dimensions	
	A	B		A	B
2x2P	2.54	5.58	2x22P	53.34	56.38
2x3P	5.08	8.12	2x23P	55.88	58.92
2x4P	7.62	10.66	2x24P	58.42	61.46
2x5P	10.16	13.20	2x25P	60.96	64.00
2x6P	12.70	15.74	2x26P	63.50	66.54
2x7P	15.24	18.28	2x27P	66.04	69.08
2x8P	17.78	20.82	2x28P	68.58	71.62
2x9P	20.32	23.36	2x29P	71.12	74.16
2x10P	22.86	25.90	2x30P	73.66	76.70
2x11P	25.40	28.44	2x31P	76.20	79.24
2x12P	27.94	30.98	2x32P	78.74	81.78
2x13P	30.48	33.52	2x33P	81.28	84.32
2x14P	33.02	36.06	2x34P	83.82	86.86
2x15P	35.56	38.60	2x35P	86.36	89.40
2x16P	38.10	41.14	2x36P	88.90	91.94
2x17P	40.64	43.68	2x37P	91.44	94.48
2x18P	43.18	46.22	2x38P	93.98	97.02
2x19P	45.72	48.76	2x39P	96.52	99.56
2x20P	48.26	51.30	2x40P	99.06	102.10
2x21P	50.80	53.84			

Unit: mm

A2541WVM-XP

2.54mm Pitch 180° Single Row Pin Header

Reference Informations:

*Material:Pin:Brass/Gold over Nickel

Insulator:PBT,UL94V-0

*Mates with CJT A2541WVF-XP series Single row Female Header

*Color:Black

Ordering Information:

A2541WVM-XP - *** - ***
1 2 3

1.Part No.

2.Material:

(Blank):PBT,UL94V-0

6T:Nylon 6T,UL94V-0

GW: PBT,UL94V-0,GWT 750 °C

3.Finish:

(blank):Gold-flash

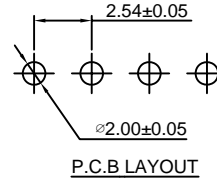
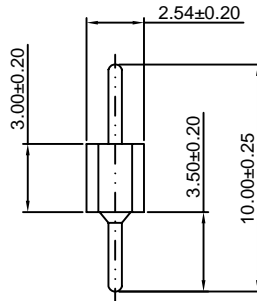
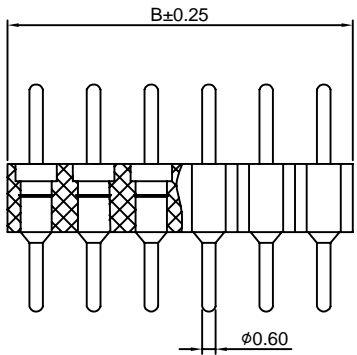
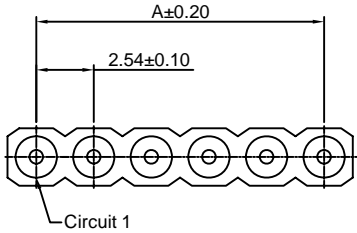
G15:15µin (0.38µm) MIN.Select Gold(Mating Area)

100µin (2.54µm) MIN.Select Tin

G30:30µin (0.76µm) MIN.Select Gold(Mating Area)

100µin (2.54µm) MIN.Select Tin

T:Tin over Nickel



Ordering Information & Dimensions:

PART NO.	Dimensions		PART NO.	Dimensions	
	A	B		A	B
2P	2.54	5.08	22P	53.34	55.88
3P	5.08	7.62	23P	55.88	58.42
4P	7.62	10.16	24P	58.42	60.96
5P	10.16	12.70	25P	60.96	63.50
6P	12.70	15.24	26P	63.50	66.04
7P	15.24	17.78	27P	66.04	68.58
8P	17.78	20.32	28P	68.58	71.12
9P	20.32	22.86	29P	71.12	73.66
10P	22.86	25.40	30P	73.66	76.20
11P	25.40	27.94	31P	76.20	78.74
12P	27.94	30.48	32P	78.74	81.28
13P	30.48	33.02	33P	81.28	83.82
14P	33.02	35.56	34P	83.82	86.36
15P	35.56	38.10	35P	86.36	88.90
16P	38.10	40.64	36P	88.90	91.44
17P	40.64	43.18	37P	91.44	93.98
18P	43.18	45.72	38P	93.98	96.52
19P	45.72	48.26	39P	96.52	99.06
20P	48.26	50.80	40P	99.06	101.60
21P	50.80	53.34			

Unit: mm

A2541WVF-XP

2.54mm Pitch 180° Single Row Female Header

Reference Informations:

*Material:Pin:Brass/Gold over Nickel

Insulator:PBT,UL94V-0

*Mates with CJT A2541WVM-XP series Single row Pin Header

*Color:Black

Ordering Information:

A2541WVF-XP - *** - ***
1 2 3

1.Part No.

2.Material:

(Blank):PBT,UL94V-0

6T:Nylon 6T,UL94V-0

GW: PBT,UL94V-0,GWT 750 °C

3.Finish:

(blank):Gold-flash

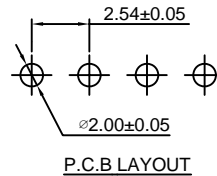
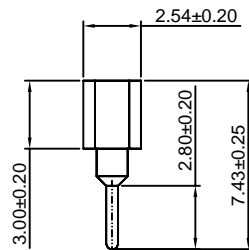
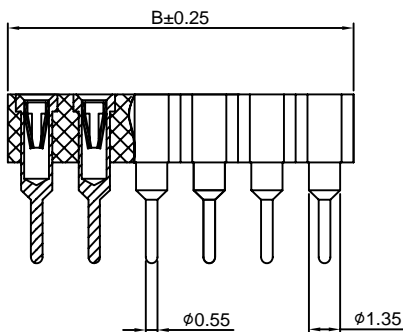
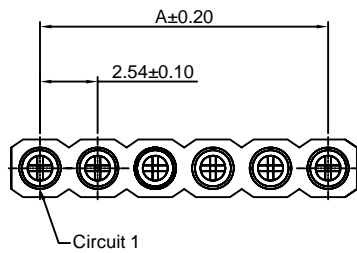
G15:15µin (0.38µm) MIN.Select Gold(Mating Area)

100µin (2.54µm) MIN.Select Tin

G30:30µin (0.76µm) MIN.Select Gold(Mating Area)

100µin (2.54µm) MIN.Select Tin

T:Tin over Nickel



Ordering Information & Dimensions:

PART NO.	Dimensions		PART NO.	Dimensions	
	A	B		A	B
2P	2.54	5.08	22P	53.34	55.88
3P	5.08	7.62	23P	55.88	58.42
4P	7.62	10.16	24P	58.42	60.96
5P	10.16	12.70	25P	60.96	63.50
6P	12.70	15.24	26P	63.50	66.04
7P	15.24	17.78	27P	66.04	68.58
8P	17.78	20.32	28P	68.58	71.12
9P	20.32	22.86	29P	71.12	73.66
10P	22.86	25.40	30P	73.66	76.20
11P	25.40	27.94	31P	76.20	78.74
12P	27.94	30.48	32P	78.74	81.28
13P	30.48	33.02	33P	81.28	83.82
14P	33.02	35.56	34P	83.82	86.36
15P	35.56	38.10	35P	86.36	88.90
16P	38.10	40.64	36P	88.90	91.44
17P	40.64	43.18	37P	91.44	93.98
18P	43.18	45.72	38P	93.98	96.52
19P	45.72	48.26	39P	96.52	99.06
20P	48.26	50.80	40P	99.06	101.60
21P	50.80	53.34			

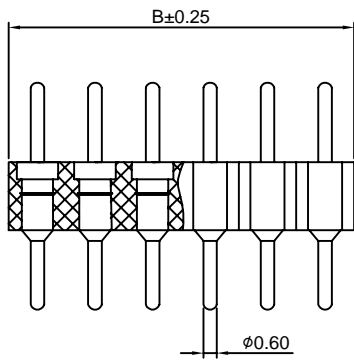
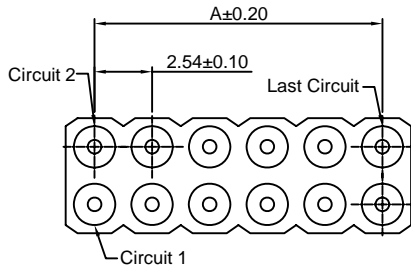
Unit: mm

A2541WVM-2xXP

2.54mm Pitch 180° Dual Row Pin Header

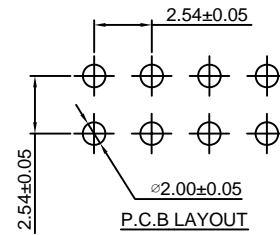
Reference Informations:

- *Material: Pin: Brass/Gold over Nickel
Insulator: PBT15%GF, UL94V-0
- *Mates with CJT A2541WVF-2xXP series
Dual row Female Header
- *Color: Black



Ordering Information:
A2541WVM-2xXP - *** - ***
1 2 3

- Part No.
- Material:
(Blank): PBT, UL94V-0
6T: Nylon 6T, UL94V-0
GWT: PBT, UL94V-0, GWT 750°C
- Finish:
(blank): Gold-flash
G15: 15µin (0.38µm) MIN. Select Gold (Mating Area)
100µin (2.54µm) MIN. Select Tin
G30: 30µin (0.76µm) MIN. Select Gold (Mating Area)
100µin (2.54µm) MIN. Select Tin
I: Tin over Nickel



Ordering Information & Dimensions:

PART NO.	Dimensions		PART NO.	Dimensions	
	A	B		A	B
2x2P	2.54	5.08	2x22P	53.34	55.88
2x3P	5.08	7.62	2x23P	55.88	58.42
2x4P	7.62	10.16	2x24P	58.42	60.96
2x5P	10.16	12.70	2x25P	60.96	63.50
2x6P	12.70	15.24	2x26P	63.50	66.04
2x7P	15.24	17.78	2x27P	66.04	68.58
2x8P	17.78	20.32	2x28P	68.58	71.12
2x9P	20.32	22.86	2x29P	71.12	73.66
2x10P	22.86	25.40	2x30P	73.66	76.20
2x11P	25.40	27.94	2x31P	76.20	78.74
2x12P	27.94	30.48	2x32P	78.74	81.28
2x13P	30.48	33.02	2x33P	81.28	83.82
2x14P	33.02	35.56	2x34P	83.82	86.36
2x15P	35.56	38.10	2x35P	86.36	88.90
2x16P	38.10	40.64	2x36P	88.90	91.44
2x17P	40.64	43.18	2x37P	91.44	93.98
2x18P	43.18	45.72	2x38P	93.98	96.52
2x19P	45.72	48.26	2x39P	96.52	99.06
2x20P	48.26	50.80	2x40P	99.06	101.60
2x21P	50.80	53.34			

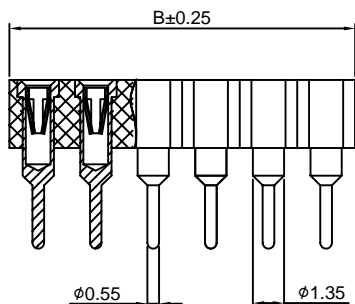
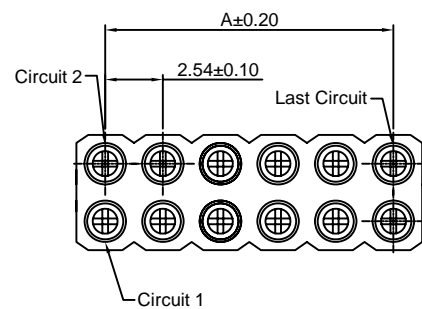
Unit: mm

A2541WVF-2xXP

2.54mm Pitch 180° Dual Row Female Header

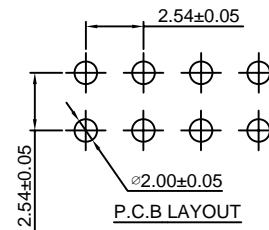
Reference Informations:

- *Material: Pin: Brass/Gold over Nickel
Insulator: PBT, UL94V-0
- *Mates with CJT A2541WVM-2xXP series
Dual row Pin Header
- *Color: Black



Ordering Information:
A2541WVF-2xXP - *** - ***
1 2 3

- Part No.
- Material:
(Blank): PBT, UL94V-0
6T: Nylon 6T, UL94V-0
GWT: PBT, UL94V-0, GWT 750°C
- Finish:
(blank): Gold-flash
G15: 15µin (0.38µm) MIN. Select Gold (Mating Area)
100µin (2.54µm) MIN. Select Tin
G30: 30µin (0.76µm) MIN. Select Gold (Mating Area)
100µin (2.54µm) MIN. Select Tin
I: Tin over Nickel



Ordering Information & Dimensions:

PART NO.	Dimensions		PART NO.	Dimensions	
	A	B		A	B
2x2P	2.54	5.08	2x22P	53.34	55.88
2x3P	5.08	7.62	2x23P	55.88	58.42
2x4P	7.62	10.16	2x24P	58.42	60.96
2x5P	10.16	12.70	2x25P	60.96	63.50
2x6P	12.70	15.24	2x26P	63.50	66.04
2x7P	15.24	17.78	2x27P	66.04	68.58
2x8P	17.78	20.32	2x28P	68.58	71.12
2x9P	20.32	22.86	2x29P	71.12	73.66
2x10P	22.86	25.40	2x30P	73.66	76.20
2x11P	25.40	27.94	2x31P	76.20	78.74
2x12P	27.94	30.48	2x32P	78.74	81.28
2x13P	30.48	33.02	2x33P	81.28	83.82
2x14P	33.02	35.56	2x34P	83.82	86.36
2x15P	35.56	38.10	2x35P	86.36	88.90
2x16P	38.10	40.64	2x36P	88.90	91.44
2x17P	40.64	43.18	2x37P	91.44	93.98
2x18P	43.18	45.72	2x38P	93.98	96.52
2x19P	45.72	48.26	2x39P	96.52	99.06
2x20P	48.26	50.80	2x40P	99.06	101.60
2x21P	50.80	53.34			

Unit: mm

A2541HWV-3xXP

2.54mm Pitch 180° Triple Row Female Header

Reference Informations:

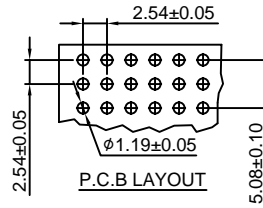
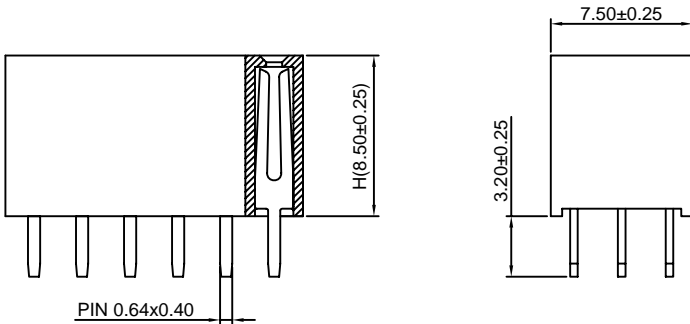
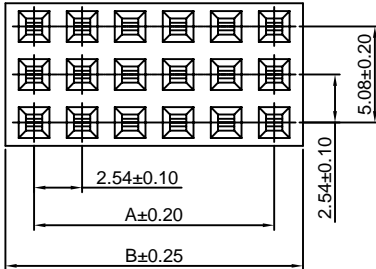
*Material:Pin:Brass/Gold over Nickel
Insulator:PBT,UL94V-0

*Mates with CJT A2541 series triple row Pin Header
Optional Gold plating available but MOQ requested

*Color:Black

Ordering Information:
A2541HWV-3xXP - *** - *** - ***
1 2 3 4

- Part No.
- Size(H):
(blank):8.50mm
H71:7.10mm
- Material:
(blank):PBT,UL94V-0
6T:Nylon 6T,UL94V-0
GWT:Nylon 6T,UL94V-0,GWT 750°C
- Finish:
(blank):Gold-flash
G15:15µin (0.38µm) MIN.Select Gold(Mating Area)
100µin (2.54µm) MIN.Select Tin
G30:30µin (0.76µm) MIN.Select Gold(Mating Area)
100µin (2.54µm) MIN.Select Tin
T: Tin over Nickel



Ordering Information & Dimensions:

PART NO.	Dimensions		PART NO.	Dimensions	
	A	B		A	B
3x2P	2.54	5.58	3x22P	53.34	56.38
3x3P	5.08	8.12	3x23P	55.88	58.92
3x4P	7.62	10.66	3x24P	58.42	61.46
3x5P	10.16	13.20	3x25P	60.96	64.00
3x6P	12.70	15.74	3x26P	63.50	66.54
3x7P	15.24	18.28	3x27P	66.04	69.08
3x8P	17.78	20.82	3x28P	68.58	71.62
3x9P	20.32	23.36	3x29P	71.12	74.16
3x10P	22.86	25.90	3x30P	73.66	76.70
3x11P	25.40	28.44	3x31P	76.20	79.24
3x12P	27.94	30.98	3x32P	78.74	81.78
3x13P	30.48	33.52	3x33P	81.28	84.32
3x14P	33.02	36.06	3x34P	83.82	86.86
3x15P	35.56	38.60	3x35P	86.36	89.40
3x16P	38.10	41.14	3x36P	88.90	91.94
3x17P	40.64	43.68	3x37P	91.44	94.48
3x18P	43.18	46.22	3x38P	93.98	97.02
3x19P	45.72	48.76	3x39P	96.52	99.56
3x20P	48.26	51.30	3x40P	99.06	102.10
3x21P	50.80	53.84			

Unit: mm

A2541HWR-3xXP

2.54mm Pitch 90° Triple Row Female Header

Reference Informations:

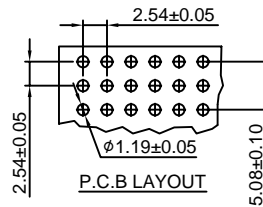
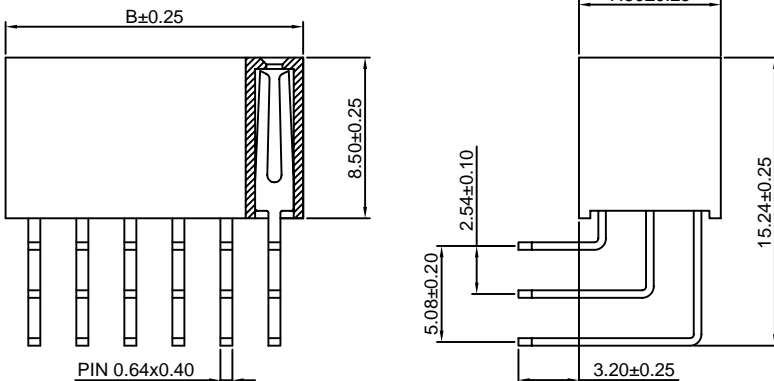
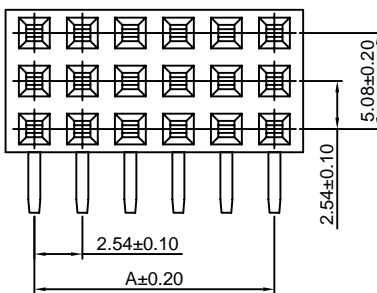
*Material:Pin:Brass/Gold over Nickel
Insulator:PBT,UL94V-0

*Mates with CJT A2541 series triple row Pin Header
Optional Gold plating available but MOQ requested

*Color:Black

Ordering Information:
A2541HWR-3xXP - *** - ***
1 2 3

- Part No.
- Material:
(blank):PBT,UL94V-0
6T:Nylon 6T,UL94V-0
GWT:Nylon 6T,UL94V-0,GWT 750°C
- Finish:
(blank):Gold-flash
G15:15µin (0.38µm) MIN.Select Gold(Mating Area)
100µin (2.54µm) MIN.Select Tin
G30:30µin (0.76µm) MIN.Select Gold(Mating Area)
100µin (2.54µm) MIN.Select Tin
T: Tin over Nickel



Ordering Information & Dimensions:

PART NO.	Dimensions		PART NO.	Dimensions	
	A	B		A	B
3x2P	2.54	5.58	3x22P	53.34	56.38
3x3P	5.08	8.12	3x23P	55.88	58.92
3x4P	7.62	10.66	3x24P	58.42	61.46
3x5P	10.16	13.20	3x25P	60.96	64.00
3x6P	12.70	15.74	3x26P	63.50	66.54
3x7P	15.24	18.28	3x27P	66.04	69.08
3x8P	17.78	20.82	3x28P	68.58	71.62
3x9P	20.32	23.36	3x29P	71.12	74.16
3x10P	22.86	25.90	3x30P	73.66	76.70
3x11P	25.40	28.44	3x31P	76.20	79.24
3x12P	27.94	30.98	3x32P	78.74	81.78
3x13P	30.48	33.52	3x33P	81.28	84.32
3x14P	33.02	36.06	3x34P	83.82	86.86
3x15P	35.56	38.60	3x35P	86.36	89.40
3x16P	38.10	41.14	3x36P	88.90	91.94
3x17P	40.64	43.68	3x37P	91.44	94.48
3x18P	43.18	46.22	3x38P	93.98	97.02
3x19P	45.72	48.76	3x39P	96.52	99.56
3x20P	48.26	51.30	3x40P	99.06	102.10
3x21P	50.80	53.84			

Unit: mm

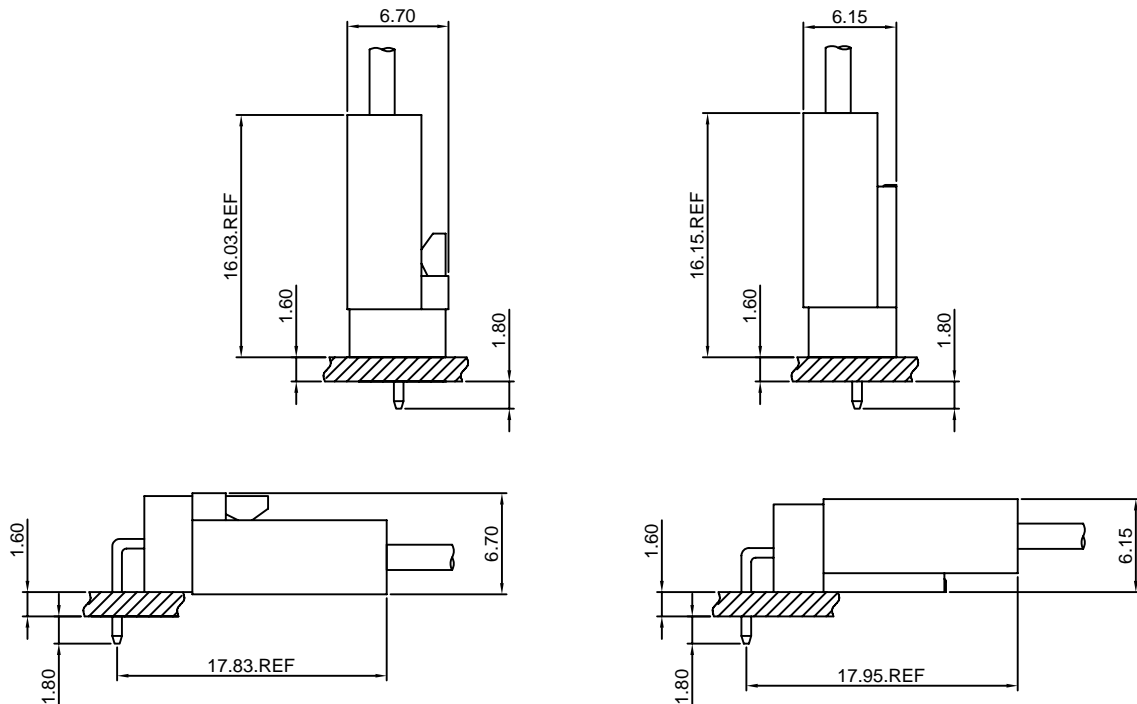
Specifications

- Current rating:4A AC,DC
- Voltage rating:250V AC,DC
- Temperature range:-40°C~+105°C
- Contact resistance:10mΩMax.
- Insulation resistance:1000MΩMin.
- Withstanding voltage:1000V AC/minute
- *Compliant with RoHS and REACH*
- *Meet the HF/Halogen Free,need to customize*
- *Contact CJT for details*

Standards



Assembly layout

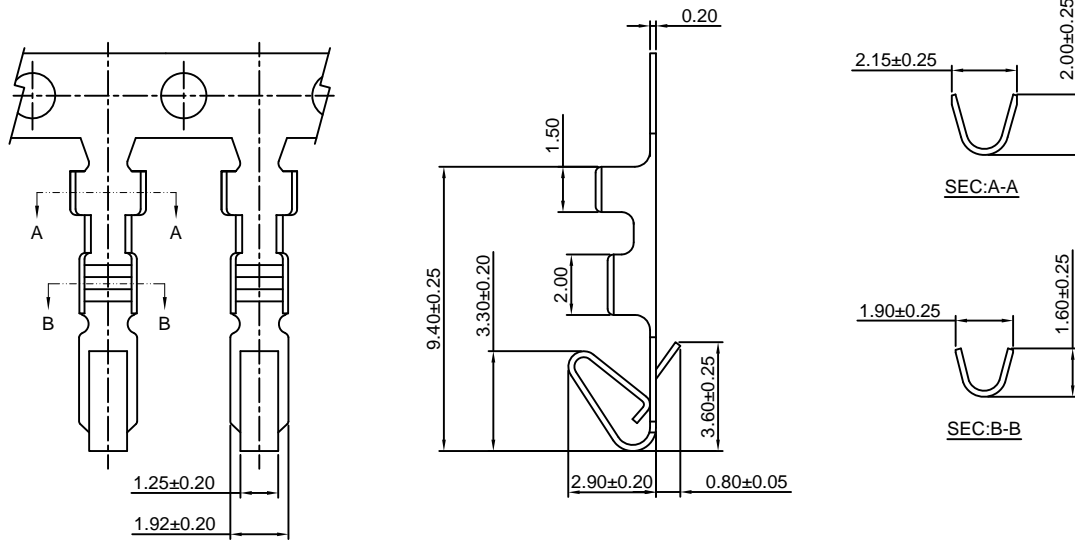


A2543-T

2.54mm Pitch Crimp Terminal

Reference Informations:

*Used in CJT A2543H-XP, A2543HA, HB-XP-WH, A2543HC-4P, C2504AH-XP series Housing



Ordering information & Specifications:

Unit:mm

Part NO.	Wire Range	Insulation O.D.	Material	Finish	Qty/reel
A2543-TB	AWG#22-#28	1.90mm(max)	Brass	Tin over Nickel	10,000 PCS
A2543-TP	AWG#22-#28	1.90mm(max)	Phosphor Bronze	Tin over Nickel	10,000 PCS
A2543-GB	AWG#22-#28	1.90mm(max)	Brass	Gold over Nickel	10,000 PCS
A2543-GP	AWG#22-#28	1.90mm(max)	Phosphor Bronze	Gold over Nickel	10,000 PCS

Optional Gold plating available but MOQ requested

A2543H-XP

2.54mm Pitch Housing

Reference Informations:

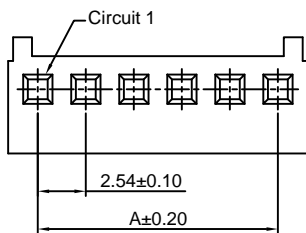
*Material:Nylon 66,UL94V-0

*Suitable CJT A2543-T series Terminal

*Mates with CJT A2543WV, WR-XP, A2543WR-XP-L,

A2543WR-S-XP series Wafer

*Color:Beige or White



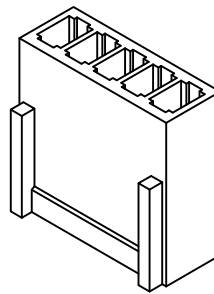
Ordering Information:

A2543H-XP - * - ***
1 2 3

1.Part No.

2.Style:
(blank) :Type 1/Beige
2 :Type 2/White

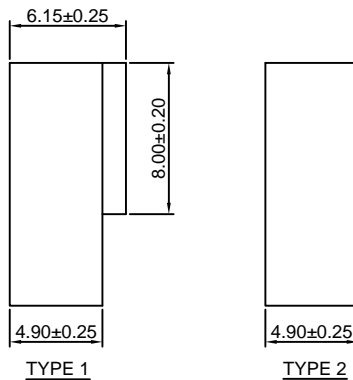
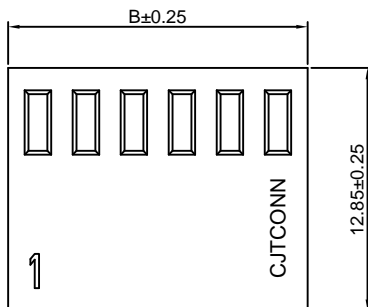
3.Material:
(Blank):Nylon 66,UL94V-0
GWT:Nylon 66,UL94V-0,GWT 750 °C



Ordering Information & Dimensions:

PART NO.	Dimensions	
	A	B
2P	2.54	5.68
3P	5.08	8.22
4P	7.62	10.76
5P	10.16	13.30
6P	12.70	15.84
7P	15.24	18.38
8P	17.78	20.92
9P	20.32	23.46
10P	22.86	26.00
11P	25.40	28.54
12P	27.94	31.08
13P	30.48	33.62
14P	33.02	36.16
15P	35.56	38.70
16P	38.10	41.24
17P	40.64	43.78
18P	43.18	46.32
19P	45.72	48.86
20P	48.26	51.40
21P	50.80	53.94
22P	53.34	56.48
23P	55.88	59.02
24P	58.42	61.56
25P	60.96	64.10

Unit: mm

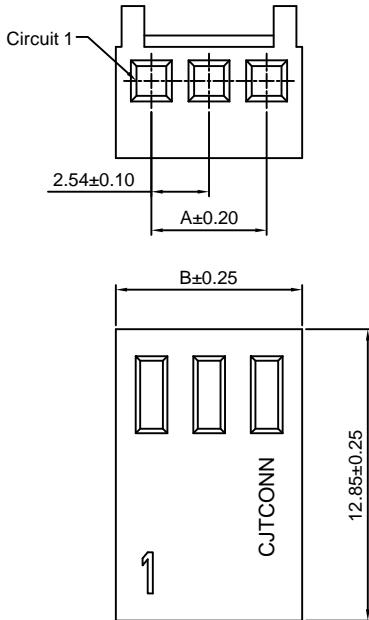


A2543HA-XP-WH

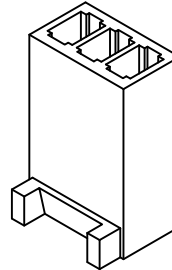
2.54mm Pitch Housing

Reference Informations:

- *Material: Nylon 66, UL94V-0
- *Suitable CJT A2543-T series Terminal
- *Mates with CJT A2543WVA, WRA-XP-WH, A2543WRD-XP, A2543WVB-S-XP, D2541WVA(-F)-XP, WRA-XP(-2) series Wafer
- *Color: White



Ordering Information:
A2543HA-XP-WH - ***
 1 2
 1. Part No.
 2. Material:
 (Blank): Nylon 66, UL94V-0
 GWT: Nylon 66, UL94V-0, GWT 750 °C



Ordering Information & Dimensions:

PART NO.	Dimensions	
	A	B
2P	2.54	5.68
3P	5.08	8.22
4P	7.62	10.76
5P	10.16	13.30
6P	12.70	15.84
7P	15.24	18.38
8P	17.78	20.92
9P	20.32	23.46
10P	22.86	26.00
11P	25.40	28.54
12P	27.94	31.08
13P	30.48	33.62
14P	33.02	36.16
15P	35.56	38.70
16P	38.10	41.24
17P	40.64	43.78
18P	43.18	46.32
19P	45.72	48.86
20P	48.26	51.40
21P	50.80	53.94
22P	53.34	56.48
23P	55.88	59.02
24P	58.42	61.56
25P	60.96	64.10

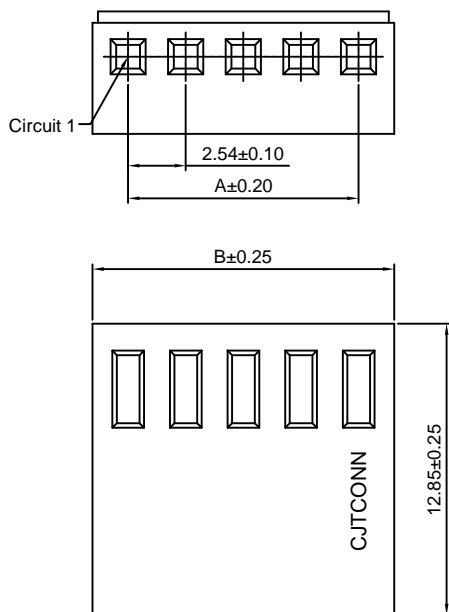
Unit: mm

A2543HB-XP-WH

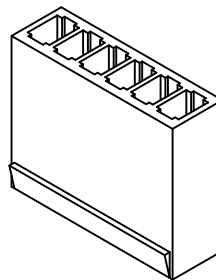
2.54mm Pitch Housing

Reference Informations:

- *Material: Nylon 66, UL94V-0
- *Suitable CJT A2543-T series Terminal
- *Mates with CJT A2543WVA, WRA-XP-WH, A2543WRD-XP, A2543WVB-S-XP, D2541WVA(-F)-XP, WRA-XP(-2) series Wafer
- *Color: White



Ordering Information:
A2543HB-XP-WH - ***
 1 2
 1. Part No.
 2. Material:
 (Blank): Nylon 66, UL94V-0
 GWT: Nylon 66, UL94V-0, GWT 750 °C



Ordering Information & Dimensions:

PART NO.	Dimensions	
	A	B
2P	2.54	5.68
3P	5.08	8.22
4P	7.62	10.76
5P	10.16	13.30
6P	12.70	15.84
7P	15.24	18.38
8P	17.78	20.92
9P	20.32	23.46
10P	22.86	26.00
11P	25.40	28.54
12P	27.94	31.08
13P	30.48	33.62
14P	33.02	36.16
15P	35.56	38.70
16P	38.10	41.24
17P	40.64	43.78
18P	43.18	46.32
19P	45.72	48.86
20P	48.26	51.40
21P	50.80	53.94
22P	53.34	56.48
23P	55.88	59.02
24P	58.42	61.56
25P	60.96	64.10

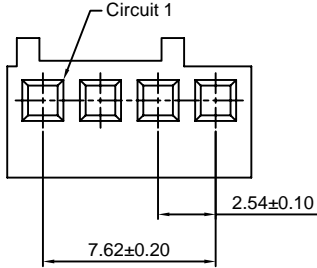
Unit: mm

A2543HC-4P

2.54mm Pitch Housing

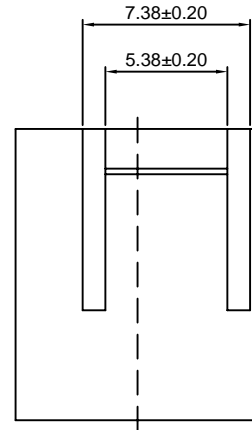
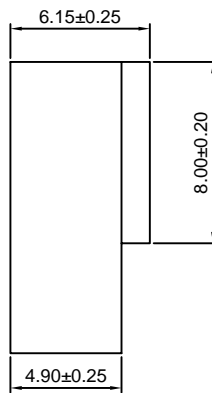
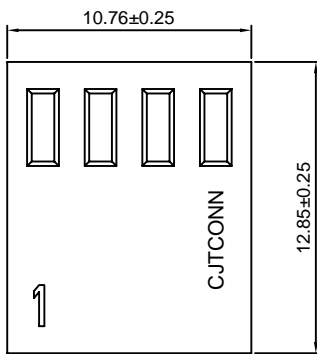
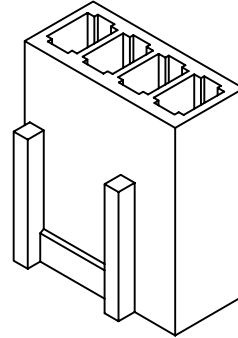
Reference Informations:

- *Material:Nylon 66,UL94V-0
- *Suitable CJT A2543-T series Terminal
- *Mates with CJT A2543WVC-4P series Wafer
- *Color:Beige



Ordering Information:

- A2543H-4P - ***
 1 2
- 1.Part No.
 2.Material:
 (Blank):Nylon 66,UL94V-0
 GWT:Nylon 66,UL94V-0,GWT 750 °C



Unit: mm

A2543WV-XP

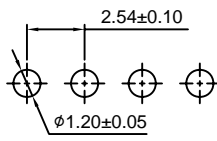
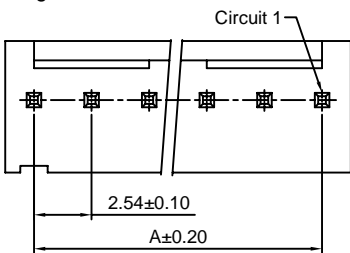
2.54mm pitch 180° Wafer

Reference Informations:

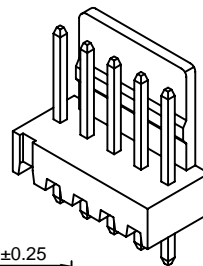
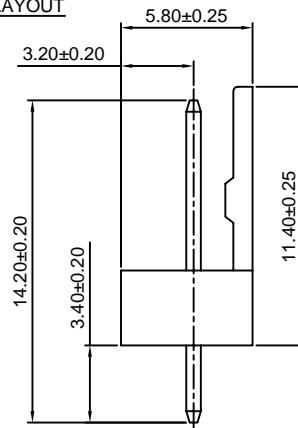
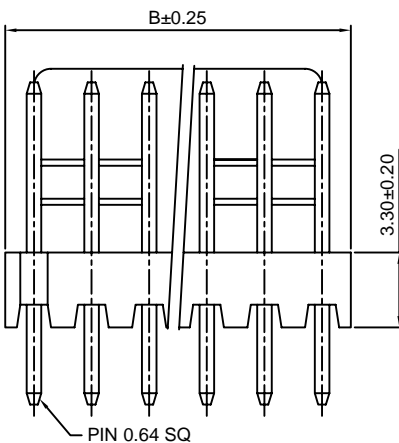
- *Material:Pin:Brass/Tin over Nickel
 Insulator:Nylon 66,UL94V-0
- *Mates with CJT A2543H-XP series Housing
- *Color:Beige

Ordering Information:

- A2543WV-XP - *** - **
 1 2 3
- 1.Part No.
 2.Material:
 (Blank):Nylon 66,UL94V-0
 GWT:Nylon 66,UL94V-0,GWT 750 °C
- 3.Finish:
 (blank):Tin over Nickel
 G:Gold over Nickel



P.C.B LAYOUT



Ordering Information & Dimensions:

PART NO.	Dimensions	
	A	B
2P	2.54	5.08
3P	5.08	7.62
4P	7.62	10.16
5P	10.16	12.70
6P	12.70	15.24
7P	15.24	17.78
8P	17.78	20.32
9P	20.32	22.86
10P	22.86	25.40
11P	25.40	27.94
12P	27.94	30.48
13P	30.48	33.02
14P	33.02	35.56
15P	35.56	38.10
16P	38.10	40.64
17P	40.64	43.18
18P	43.18	45.72
19P	45.72	48.26
20P	48.26	50.80
21P	50.80	53.34
22P	53.34	55.88
23P	55.88	58.42
24P	58.42	60.96
25P	60.96	63.50
26P	63.50	66.04
27P	66.04	68.58
28P	68.58	71.12

Unit: mm

A2543WR-XP

— 2.54mm pitch 90° Wafer —

Reference Informations:

- *Material: Pin: Brass/Tin over Nickel
Insulator: Nylon 66, UL94V-0
- *Mates with CJT A2543H-XP series Housing
- *Color: Beige

Ordering Information:

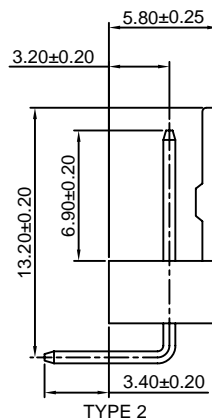
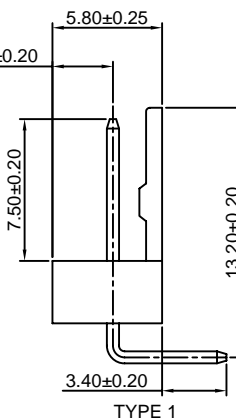
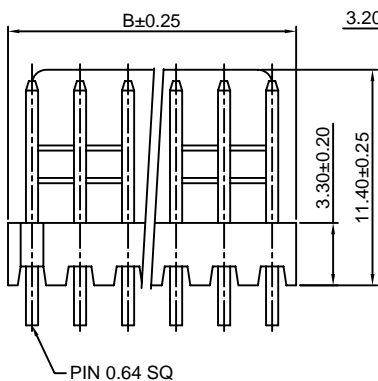
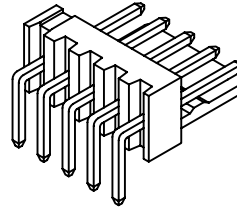
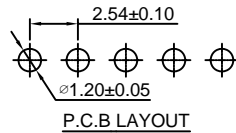
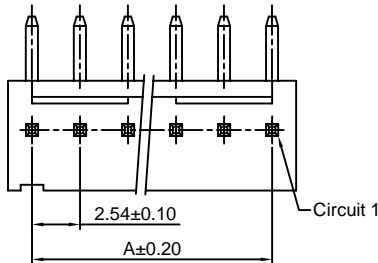
A2543WR-XP - * - *** - **
1 2 3 4

1. Part No.
2. Style:
(blank) : Type 1
2 : Type 2
3. Material:
(Blank): Nylon 66, UL94V-0
GWT: Nylon 66, UL94V-0, GWT 750°C
4. Finish:
(blank): Tin over Nickel
G: Gold over Nickel

Ordering Information & Dimensions:

PART NO.	Dimensions	
	A	B
2P	2.54	5.08
3P	5.08	7.62
4P	7.62	10.16
5P	10.16	12.70
6P	12.70	15.24
7P	15.24	17.78
8P	17.78	20.32
9P	20.32	22.86
10P	22.86	25.40
11P	25.40	27.94
12P	27.94	30.48
13P	30.48	33.02
14P	33.02	35.56
15P	35.56	38.10
16P	38.10	40.64
17P	40.64	43.18
18P	43.18	45.72
19P	45.72	48.26
20P	48.26	50.80
21P	50.80	53.34
22P	53.34	55.88
23P	55.88	58.42
24P	58.42	60.96
25P	60.96	63.50
26P	63.50	66.04
27P	66.04	68.58
28P	68.58	71.12

Unit: mm



A2543WR-XP-L

— 2.54mm pitch 90° Wafer —

Reference Informations:

- *Material: Pin: Brass/Tin over Nickel
Insulator: Nylon 66, UL94V-0
- *Mates with CJT A2543H-XP series Housing
- *Color: Beige

Ordering Information:

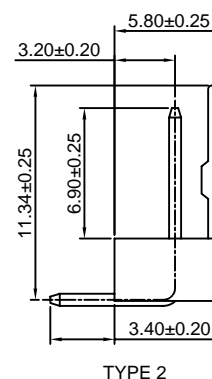
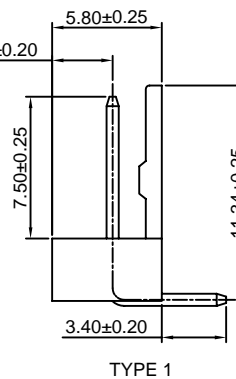
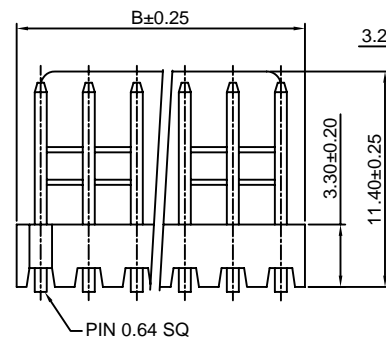
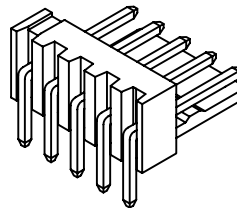
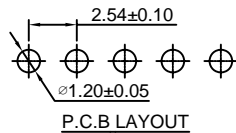
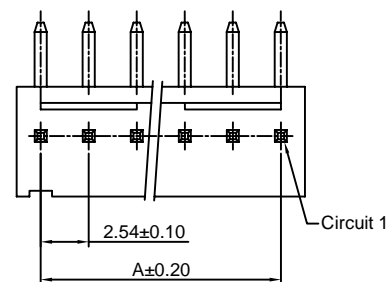
A2543WR-XP-L - * - *** - **
1 2 3 4

1. Part No.
2. Style:
(blank) : Type 1
2 : Type 2
3. Material:
(Blank): Nylon 66, UL94V-0
GWT: Nylon 66, UL94V-0, GWT 750°C
4. Finish:
(blank): Tin over Nickel
G: Gold over Nickel

Ordering Information & Dimensions:

PART NO.	Dimensions	
	A	B
2P	2.54	5.08
3P	5.08	7.62
4P	7.62	10.16
5P	10.16	12.70
6P	12.70	15.24
7P	15.24	17.78
8P	17.78	20.32
9P	20.32	22.86
10P	22.86	25.40
11P	25.40	27.94
12P	27.94	30.48
13P	30.48	33.02
14P	33.02	35.56
15P	35.56	38.10
16P	38.10	40.64
17P	40.64	43.18
18P	43.18	45.72
19P	45.72	48.26
20P	48.26	50.80
21P	50.80	53.34
22P	53.34	55.88
23P	55.88	58.42
24P	58.42	60.96
25P	60.96	63.50
26P	63.50	66.04
27P	66.04	68.58
28P	68.58	71.12

Unit: mm



A2543WVA-XP-WH

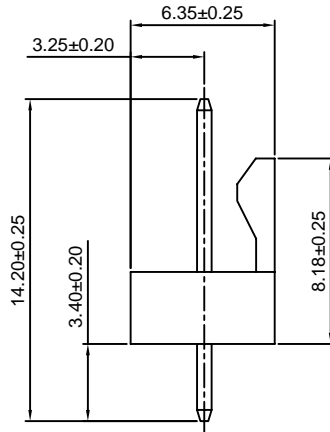
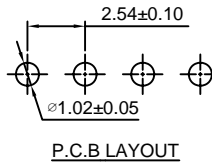
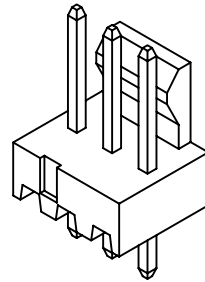
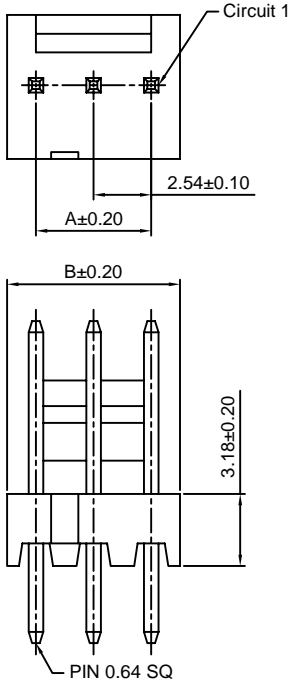
2.54mm pitch 180° Wafer

Reference Informations:

- *Material: Pin: Brass/Tin over Nickel
Insulator: Nylon 66, UL94V-0
- *Mates with CJT A2543HA, HB-XP-WH series Housing
- *Color: White

Ordering Information:
A2543WVA-XP-WH - *** - **
1 2 3

1. Part No.
2. Material:
(Blank): Nylon 66, UL94V-0
GWT: Nylon 66, UL94V-0, GWT 750°C
3. Finish:
(blank): Tin over Nickel
G: Gold over Nickel



Ordering Information & Dimensions:

PART NO.	Dimensions	
	A	B
2P	2.54	5.08
3P	5.08	7.62
4P	7.62	10.16
5P	10.16	12.70
6P	12.70	15.24
7P	15.24	17.78
8P	17.78	20.32
9P	20.32	22.86
10P	22.86	25.40
11P	25.40	27.94
12P	27.94	30.48
13P	30.48	33.02
14P	33.02	35.56
15P	35.56	38.10
16P	38.10	40.64
17P	40.64	43.18
18P	43.18	45.72
19P	45.72	48.26
20P	48.26	50.80
21P	50.80	53.34
22P	53.34	55.88
23P	55.88	58.42
24P	58.42	60.96
25P	60.96	63.50
26P	63.50	66.04
27P	66.04	68.58
28P	68.58	71.12

Unit: mm

A2543WRA-XP-WH

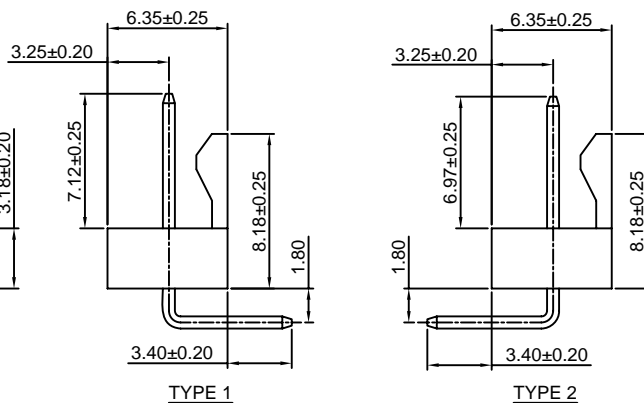
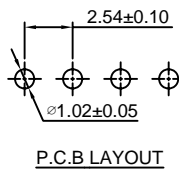
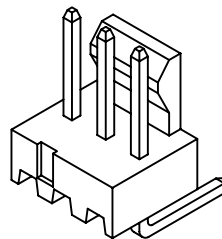
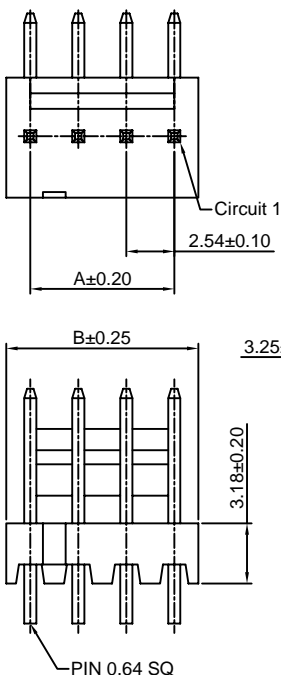
2.54mm Pitch 90° Wafer

Reference Informations:

- *Material: Pin: Brass/Tin over Nickel
Insulator: Nylon 66, UL94V-0
- *Mates with CJT A2543HA, HB-XP-WH series Housing
- *Color: White

Ordering Information:
A2543WRA-XP-WH - * - *** - **
1 2 3 4

1. Part No.
2. Style:
(blank): Type 1
2: Type 2
3. Material:
(Blank): Nylon 66, UL94V-0
GWT: Nylon 66, UL94V-0, GWT 750°C
4. Finish:
(blank): Tin over Nickel
G: Gold over Nickel



Ordering Information & Dimensions:

PART NO.	Dimensions	
	A	B
2P	2.54	5.08
3P	5.08	7.62
4P	7.62	10.16
5P	10.16	12.70
6P	12.70	15.24
7P	15.24	17.78
8P	17.78	20.32
9P	20.32	22.86
10P	22.86	25.40
11P	25.40	27.94
12P	27.94	30.48
13P	30.48	33.02
14P	33.02	35.56
15P	35.56	38.10
16P	38.10	40.64
17P	40.64	43.18
18P	43.18	45.72
19P	45.72	48.26
20P	48.26	50.80
21P	50.80	53.34
22P	53.34	55.88
23P	55.88	58.42
24P	58.42	60.96
25P	60.96	63.50
26P	63.50	66.04
27P	66.04	68.58
28P	68.58	71.12

Unit: mm

A2543WVC-4P

2.54mm pitch 180° Wafer

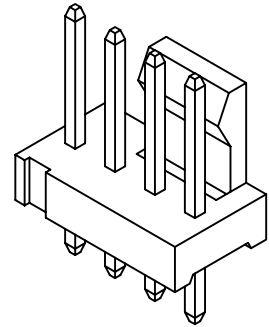
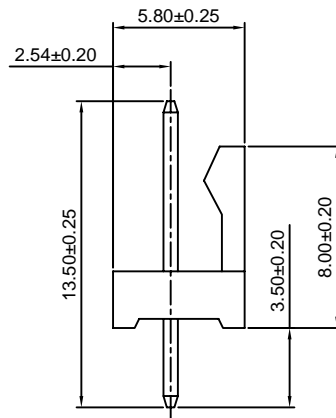
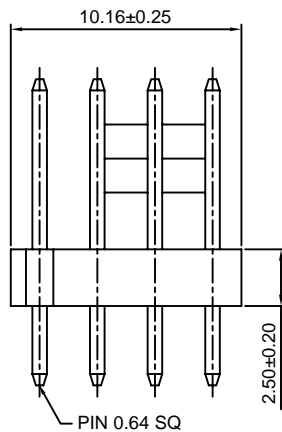
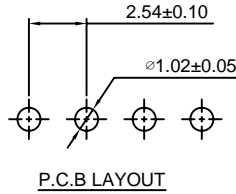
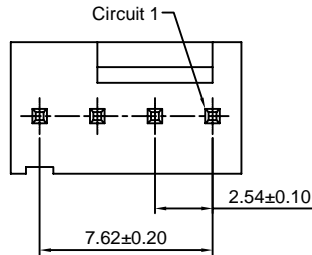
Reference Informations:

- *Material: Pin: Brass/Tin over Nickel
Insulator: Nylon 66, UL94V-0
- *Mates with CJT A2543HC-4P series Housing
- *Color: Beige

Ordering Information:

A2543WVC-4P - *** - **
1 2 3

1. Part No.
2. Material:
(Blank): Nylon 66, UL94V-0
GWT: Nylon 66, UL94V-0, GWT 750 °C
3. Finish:
(blank): Tin over Nickel
G: Gold over Nickel



Unit: mm

A2543WRD-XP

2.54mm Pitch 90° Wafer

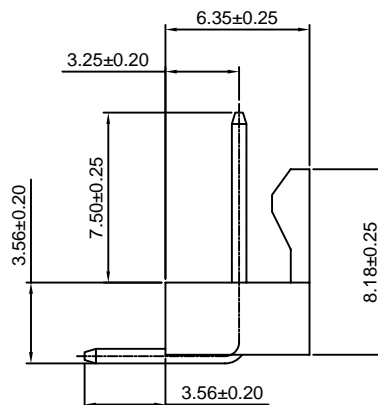
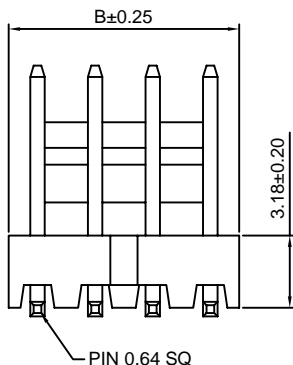
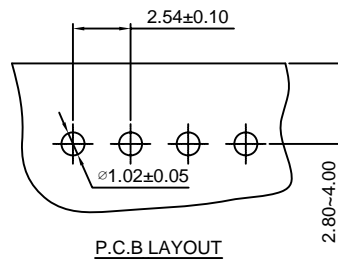
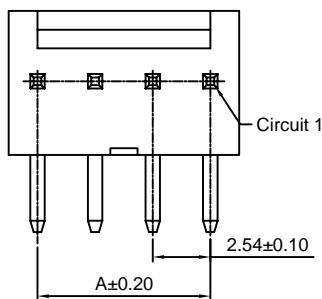
Reference Informations:

- *Material: Pin: Brass/Tin over Nickel
Insulator: Nylon 66, UL94V-0
- *Mates with CJT A2543HA, HB-XP-WH series Housing
- *Color: White

Ordering Information:

A2543WRD-XP - *** - **
1 2 3

1. Part No.
2. Material:
(Blank): Nylon 66, UL94V-0
GWT: Nylon 66, UL94V-0, GWT 750 °C
3. Finish:
(blank): Tin over Nickel
G: Gold over Nickel



Ordering Information & Dimensions:

PART NO.	Dimensions	
	A	B
2P	2.54	5.08
3P	5.08	7.62
4P	7.62	10.16
5P	10.16	12.70
6P	12.70	15.24
7P	15.24	17.78
8P	17.78	20.32
9P	20.32	22.86
10P	22.86	25.40
11P	25.40	27.94
12P	27.94	30.48
13P	30.48	33.02
14P	33.02	35.56
15P	35.56	38.10
16P	38.10	40.64
17P	40.64	43.18
18P	43.18	45.72
19P	45.72	48.26
20P	48.26	50.80

Unit: mm

A2543WR-S-XP

2.54mm Pitch 90° Wafer - SMT TYPE

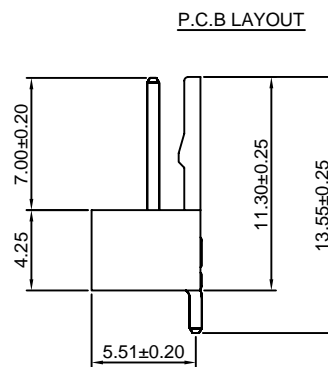
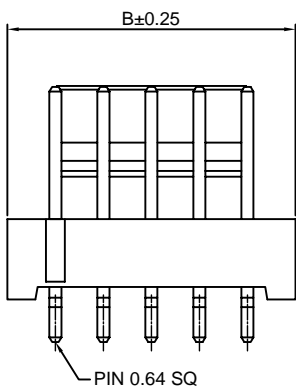
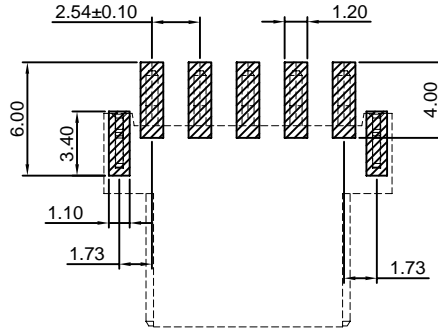
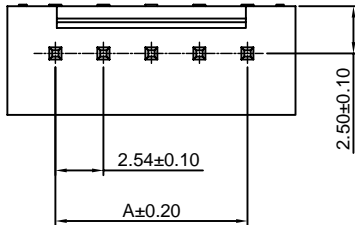
Reference Informations:

- *Material: Pin: Brass/Tin over Nickel
Insulator: Nylon 9T, UL94V-0
- *Mates with CJT A2543H-XP series Housing
- *Color: Natural

Ordering Information:

A2543WR-S-XP - *** - **
1 2 3

1. Part No.
2. Material:
(Blank): Nylon 9T, UL94V-0
GWT: Nylon 9T, UL94V-0, GWT 750 °C
3. Finish:
(blank): Tin over Nickel
G: Gold over Nickel



Ordering Information & Dimensions:

PART NO.	Dimensions	
	A	B
2P	2.54	7.62
4P	7.62	12.70
5P	10.16	15.24

Unit: mm

A2543WVB-S-XP

2.54mm pitch 180° Wafer - SMT TYPE

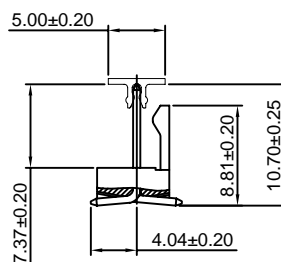
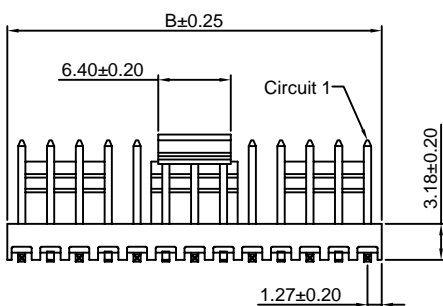
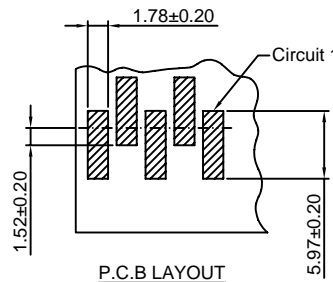
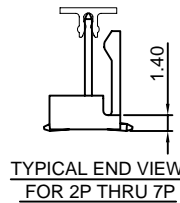
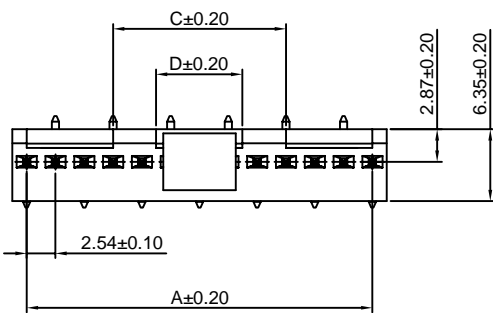
Reference Informations:

- *Material: Pin: Brass/Tin over Nickel
Insulator: LCP, UL94V-0
- *Mates with CJT A2543HA, HB-XP-WH series Housing
- *Color: Ivory

Ordering Information:

A2543WVB-S-XP - *** - ** - *
1 2 3 4

1. Part No.
2. Material:
(Blank): LCP, UL94V-0
GWT: LCP, UL94V-0, GWT 750 °C
3. Color:
(blank): Ivory
BK: Black
4. Finish:
(blank): Tin over Nickel
G: Gold over Nickel



Ordering Information & Dimensions:

PART NO.	Dimensions			
	A	B	C	D
2P	2.54	5.08	----	----
3P	5.08	7.62	----	----
4P	7.62	10.16	----	----
5P	10.16	12.70	----	----
6P	12.70	15.24	----	----
7P	15.24	17.78	----	----
8P	17.78	20.32	2.54	----
9P	20.32	22.86	5.08	----
10P	22.86	25.40	7.62	----
11P	25.40	27.94	10.16	----
12P	27.94	30.48	12.70	7.62
13P	30.48	33.02	15.24	7.62
14P	33.02	35.56	17.78	12.70
15P	35.56	38.10	20.32	12.70
16P	38.10	40.64	22.86	12.70
17P	40.64	43.18	25.40	12.70
18P	43.18	45.72	27.94	12.70

Unit: mm

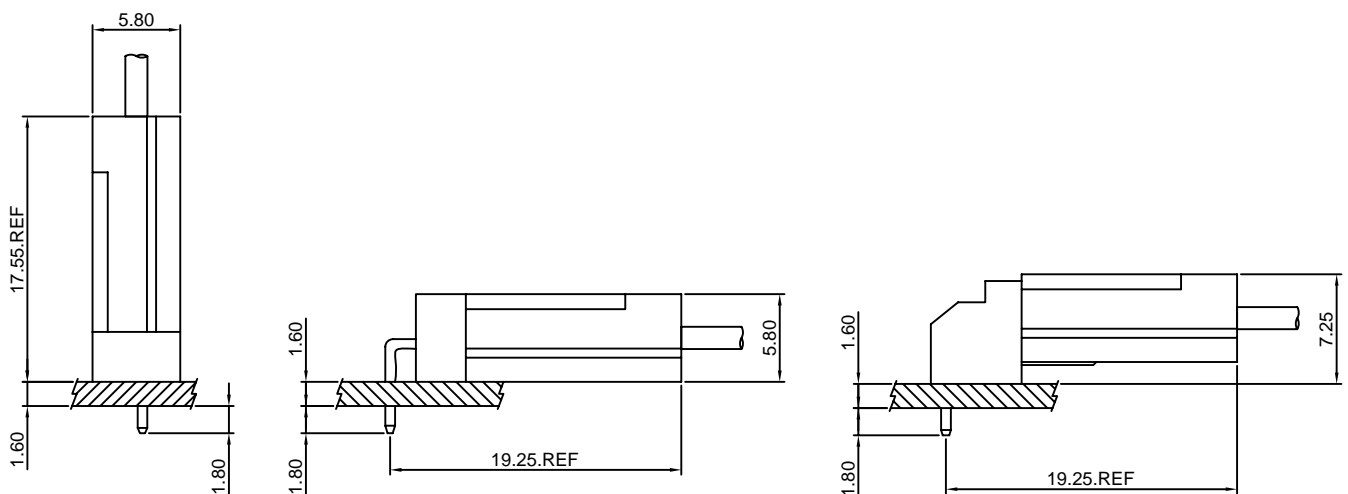
Specifications

Current rating:3A AC,DC
Voltage rating:250V AC,DC
Temperature range:-40°C~+105°C
Contact resistance:10mΩMax.
Insulation resistance:500MΩMin.
Withstanding voltage:800V AC/minute
Compliant with RoHS and REACH
Meet the HF/Halogen Free,need to customize
Contact CJT for details

Standards



Assembly layout

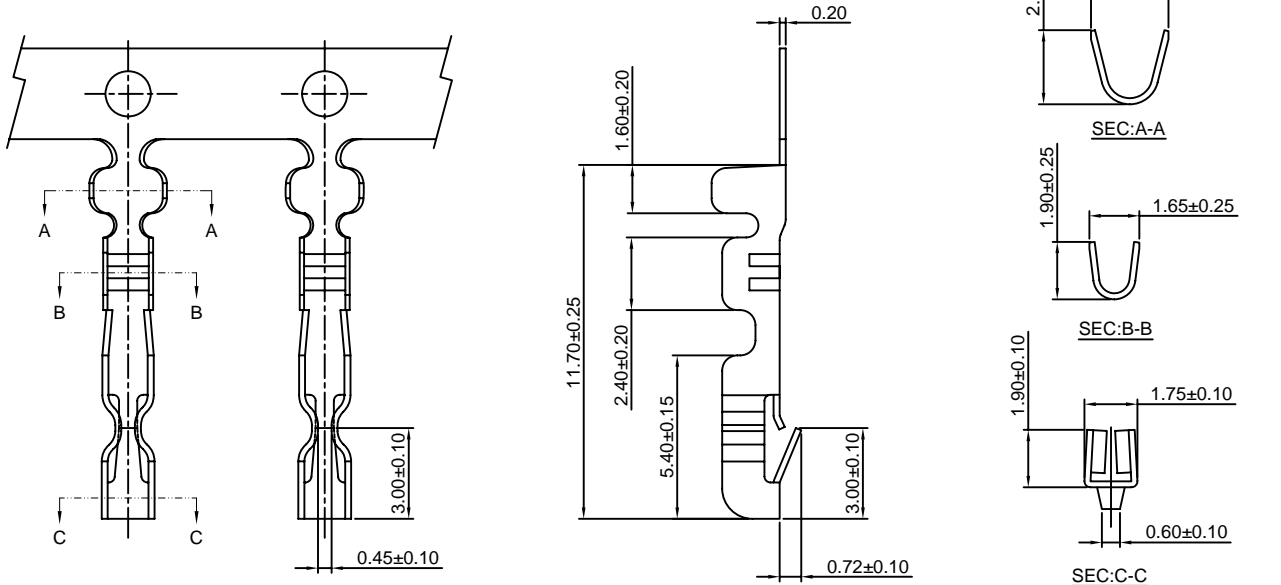


A2544-T

2.50mm Pitch Crimp Terminal

Reference Informations:

*Used in CJT A2544H-XP series Housing



Ordering information & Specifications:

Part NO.	Wire Range	Insulation O.D.	Material	Finish	Qty/reel
A2544-TB	AWG#20-#26	1.90mm(max)	Brass	Tin over Nickel	10,000 PCS
A2544-TP	AWG#20-#26	1.90mm(max)	Phosphor Bronze	Tin over Nickel	10,000 PCS
A2544-GB	AWG#20-#26	1.90mm(max)	Brass	Gold over Nickel	10,000 PCS
A2544-GP	AWG#20-#26	1.90mm(max)	Phosphor Bronze	Gold over Nickel	10,000 PCS

Unit:mm

Optional Gold plating available but MOQ requested

A2544H-XP

2.50mm Pitch Housing

Reference Informations:

*Material:Nylon 66 , UL94V-0

*Suitable CJT A2544-T series Terminal

*Mates with CJT A2544WV,WR,WVR-XP series Wafer

*Color:White

Ordering Information:

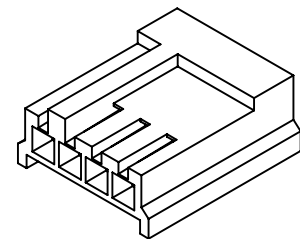
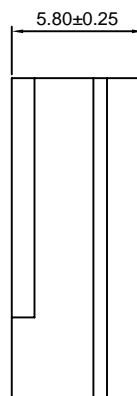
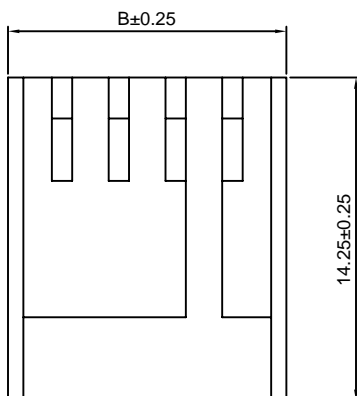
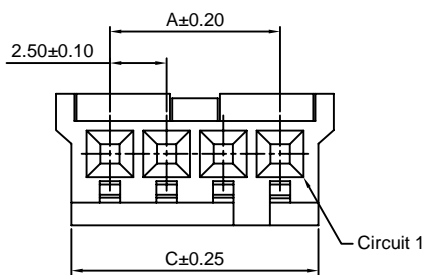
A2544H-XP - ***
1 2

1.Part No.

2.Material:

(Blank):Nylon 66,UL94V-0

GWT:Nylon 66,UL94V-0,GWT 750 °C



Ordering Information & Dimensions:

PART NO.	Dimensions		
	A	B	C
2P	2.50	7.25	5.90
3P	5.00	9.75	8.40
4P	7.50	12.25	10.90
5P	10.00	14.75	13.40
6P	12.50	17.25	15.90
7P	15.00	19.75	18.40
8P	17.50	22.25	20.90
9P	20.00	24.75	23.40
10P	22.50	27.25	25.90
11P	25.00	29.75	28.40
12P	27.50	32.25	30.90

Unit: mm

A2544WV-XP

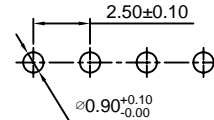
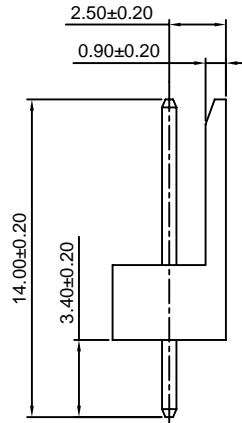
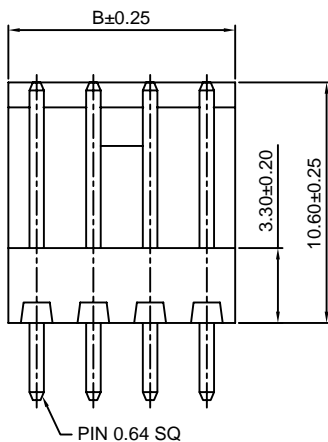
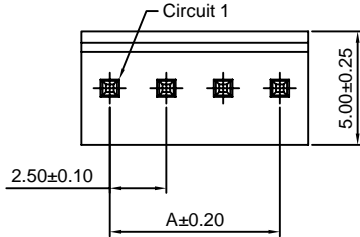
2.50mm pitch 180° Wafer

Reference Informations:

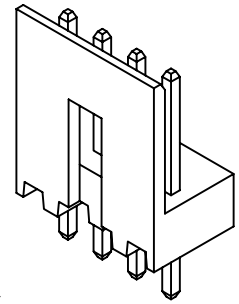
- *Material: Pin: Brass/Tin over Nickel
Insulator: Nylon 66, UL94V-0
- *Mates with CJT A2544H-XP series Housing
- *Color: White

Ordering Information:

- A2544WV-XP - *** - **
1 2 3
1. Part No.
 2. Material:
(Blank): Nylon 66, UL94V-0
GWT: Nylon 66, UL94V-0, GWT 750 °C
 3. Finish:
(blank): Tin over Nickel
G: Gold over Nickel



P.C.B LAYOUT



Ordering Information & Dimensions:

PART NO.	Dimensions	
	A	B
2P	2.50	5.00
3P	5.00	7.50
4P	7.50	10.00
5P	10.00	12.50
6P	12.50	15.00
7P	15.00	17.50
8P	17.50	20.00
9P	20.00	22.50
10P	22.50	25.00
11P	25.00	27.50
12P	27.50	30.00

Unit: mm

A2544WR-XP

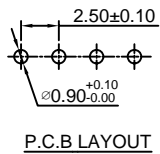
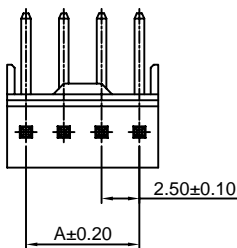
2.50mm pitch 90° Wafer

Reference Informations:

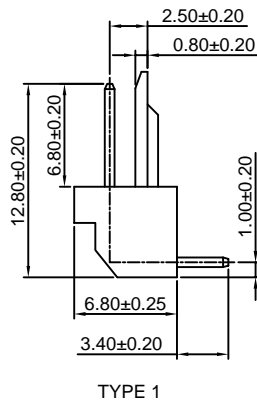
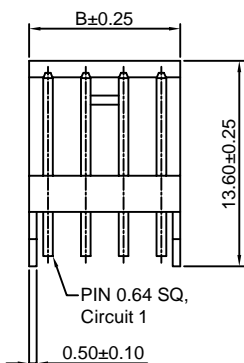
- *Material: Pin: Brass/Tin over Nickel
Insulator: Nylon 66, UL94V-0
- *Mates with CJT A2544H-XP series Housing
- *Color: White

Ordering Information:

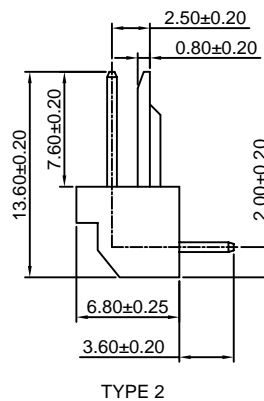
- A2544WR-XP - * - *** - **
1 2 3 4
1. Part No.
 2. Style:
(blank): Type 1
2: Type 2
 3. Material:
(Blank): Nylon 66, UL94V-0
GWT: Nylon 66, UL94V-0, GWT 750 °C
 4. Finish:
(blank): Tin over Nickel
G: Gold over Nickel



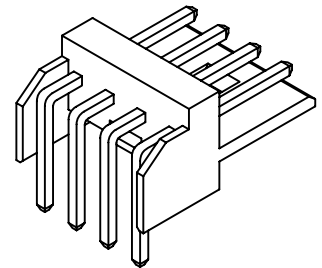
P.C.B LAYOUT



TYPE 1



TYPE 2



Ordering Information & Dimensions:

PART NO.	Dimensions	
	A	B
2P	2.50	5.00
3P	5.00	7.50
4P	7.50	10.00
5P	10.00	12.50
6P	12.50	15.00
7P	15.00	17.50
8P	17.50	20.00
9P	20.00	22.50
10P	22.50	25.00
11P	25.00	27.50
12P	27.50	30.00

Unit: mm

A2544WVR-XP

2.50mm pitch 90° Wafer

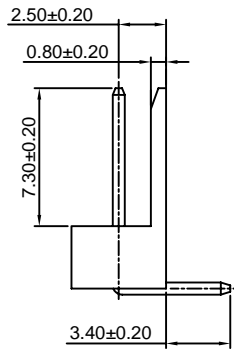
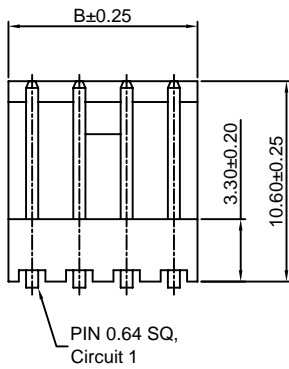
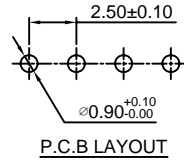
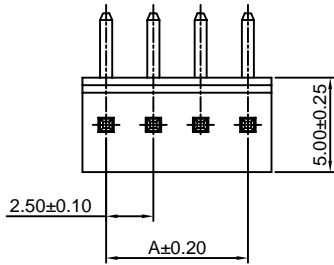
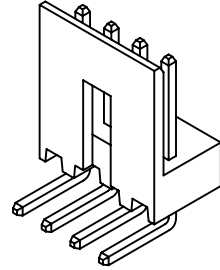
Reference Informations:

- *Material:Pin:Brass/Tin over Nickel
Insulator:Nylon 66,UL94V-0
- *Mates with CJT A2544H-XP series Housing
- *Color:White

Ordering Information:

A2544WVR-XP - *** - **
1 2 3

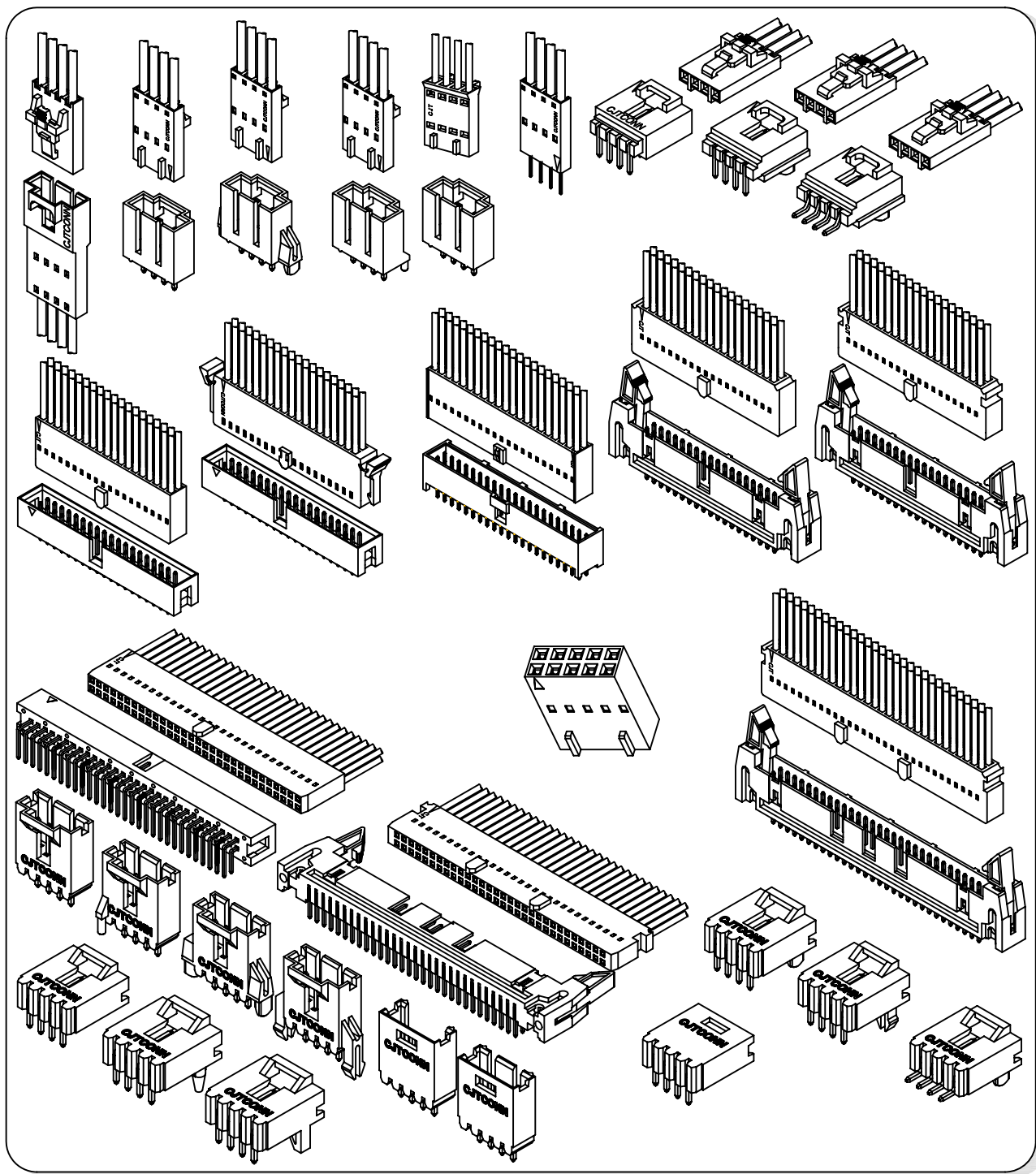
- 1.Part No.
- 2.Material:
(Blank):Nylon 66,UL94V-0
GWT:Nylon 66,UL94V-0,GWT 750°C
- 3.Finish:
(blank):Tin over Nickel
G:Gold over Nickel



Ordering Information & Dimensions:

PART NO.	Dimensions	
	A	B
2P	2.50	5.00
3P	5.00	7.50
4P	7.50	10.00
5P	10.00	12.50
6P	12.50	15.00
7P	15.00	17.50
8P	17.50	20.00
9P	20.00	22.50
10P	22.50	25.00
11P	25.00	27.50
12P	27.50	30.00

Unit: mm



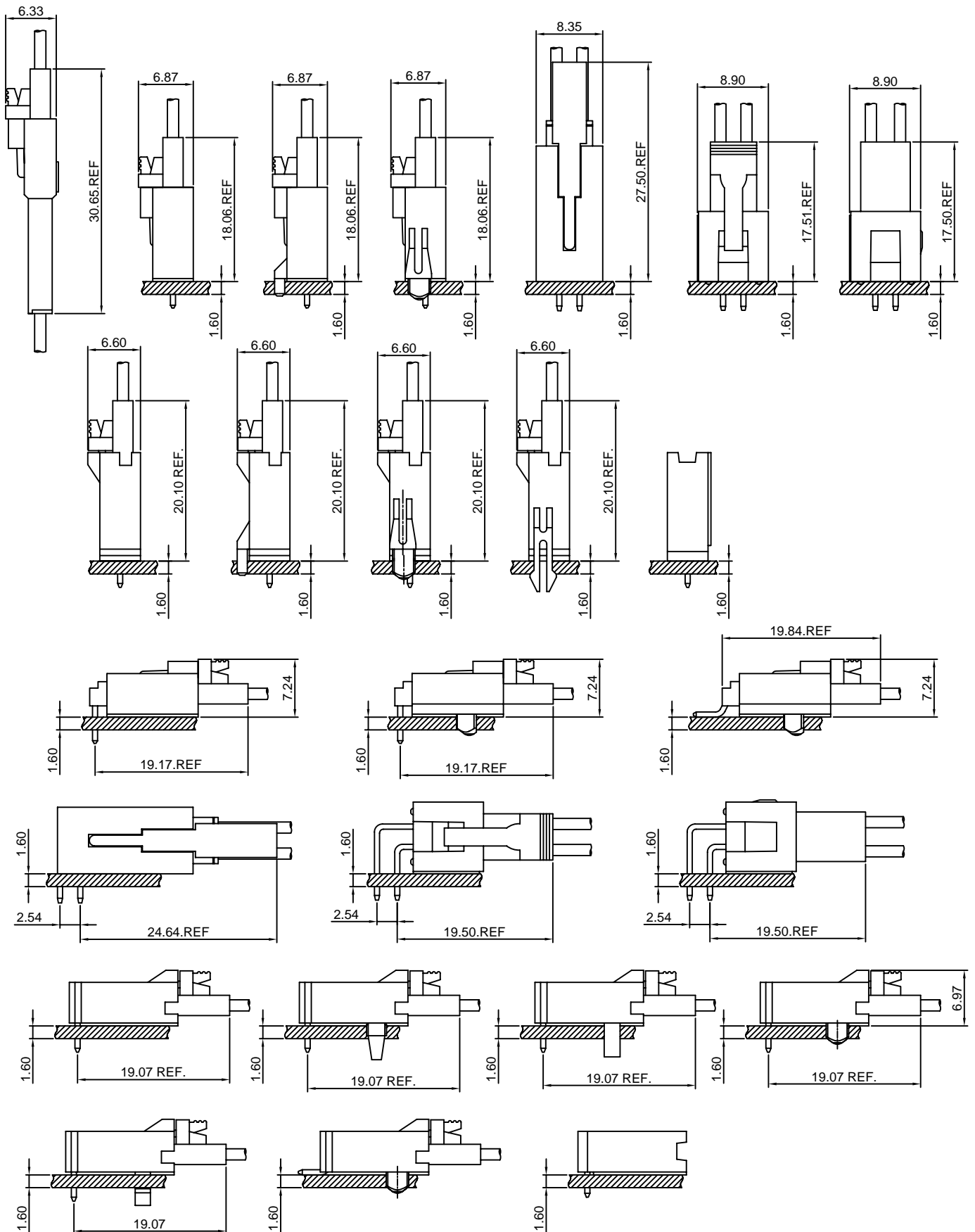
Specifications

- Current rating:3A AC,DC
- Voltage rating:250V AC,DC
- Temperature range:-40°C~+105°C
- Contact resistance:20mΩ Max.
- Insulation resistance:1000MΩ Min.
- Withstanding voltage:1500V AC/minute
- *Compliant with RoHS and REACH*
- *Meet the HF/Halogen Free,need to customize*
- *Contact CJT for details*

Standards



Assembly layout



A2547-T

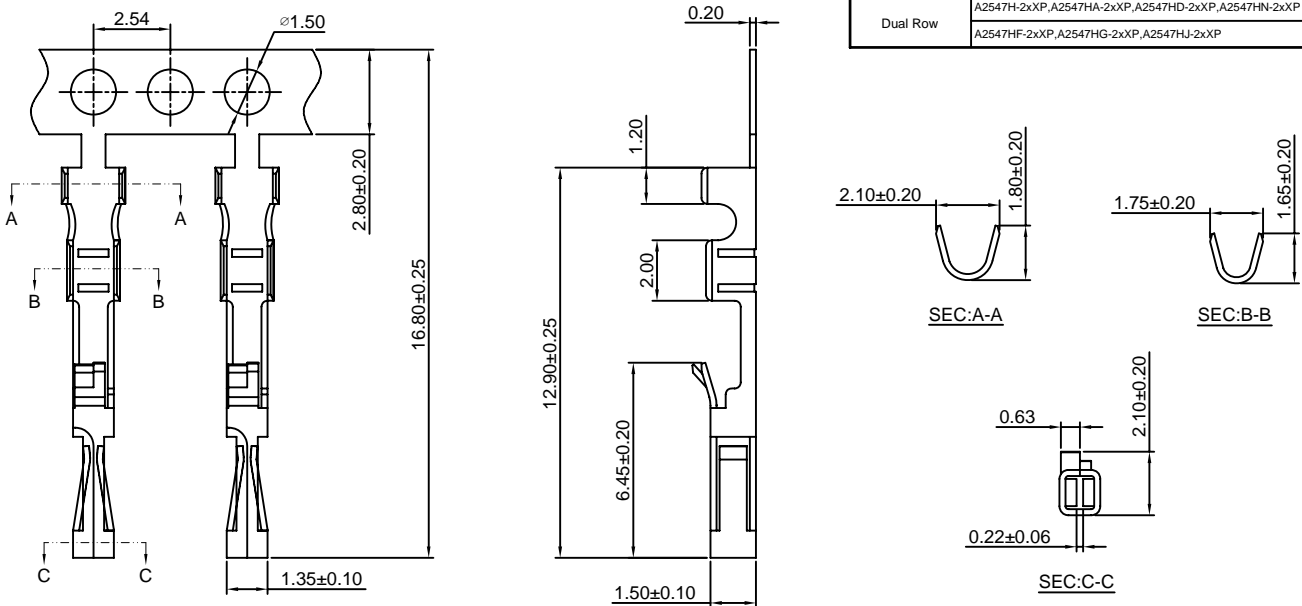
2.54mm Pitch Crimp Terminal

Reference Informations:

*Used in CJT A2547 series Housing

Use With CJT A2547 series Housing :

Single Row	A2547H-XP, A2547H-XP-2, A2547H-XP-3, A2547HE-XP
	A2547HG-XP, A2547HC-2P, A2547HD-2P, A2547HU-XP
Dual Row	A2547H-2xXP, A2547HA-2xXP, A2547HD-2xXP, A2547HN-2xXP
	A2547HF-2xXP, A2547HG-2xXP, A2547HJ-2xXP



Ordering information & Specifications:

Unit:mm

Part NO.	Wire Range	Insulation O.D.	Material	Finish	Qty/reel
A2547-TP	AWG#22-#24	1.60mm(max)	Phosphor Bronze	Tin over Nickel	15,000 PCS
A2547-GP	AWG#22-#24	1.60mm(max)	Phosphor Bronze	Gold over Nickel	15,000 PCS

Optional Gold plating available but MOQ requested

A2547-T-L

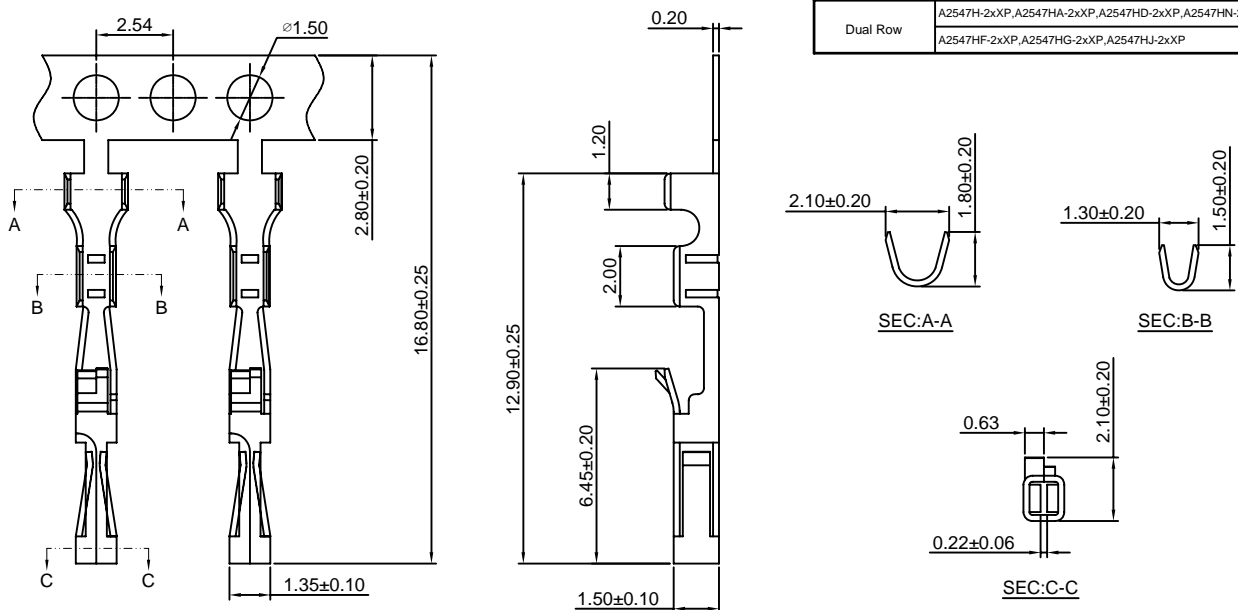
2.54mm Pitch Crimp Terminal

Reference Informations:

*Used in CJT A2547 series Housing

Use With CJT A2547 series Housing :

Single Row	A2547H-XP, A2547H-XP-2, A2547H-XP-3, A2547HE-XP
	A2547HG-XP, A2547HC-2P, A2547HD-2P, A2547HU-XP
Dual Row	A2547H-2xXP, A2547HA-2xXP, A2547HD-2xXP, A2547HN-2xXP
	A2547HF-2xXP, A2547HG-2xXP, A2547HJ-2xXP



Ordering information & Specifications:

Unit:mm

Part NO.	Wire Range	Insulation O.D.	Material	Finish	Qty/reel
A2547-TP-L	AWG#24-#30	1.60mm(max)	Phosphor Bronze	Tin over Nickel	15,000 PCS
A2547-GP-L	AWG#24-#30	1.60mm(max)	Phosphor Bronze	Gold over Nickel	15,000 PCS

Optional Gold plating available but MOQ requested

A2547-T-C

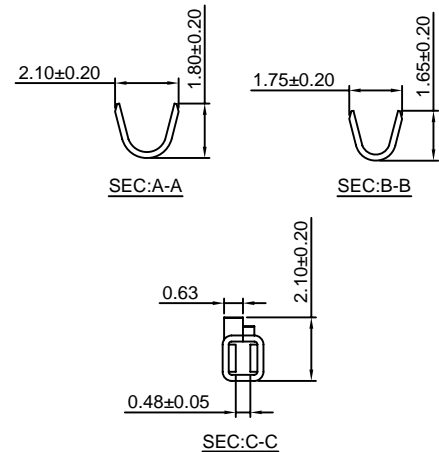
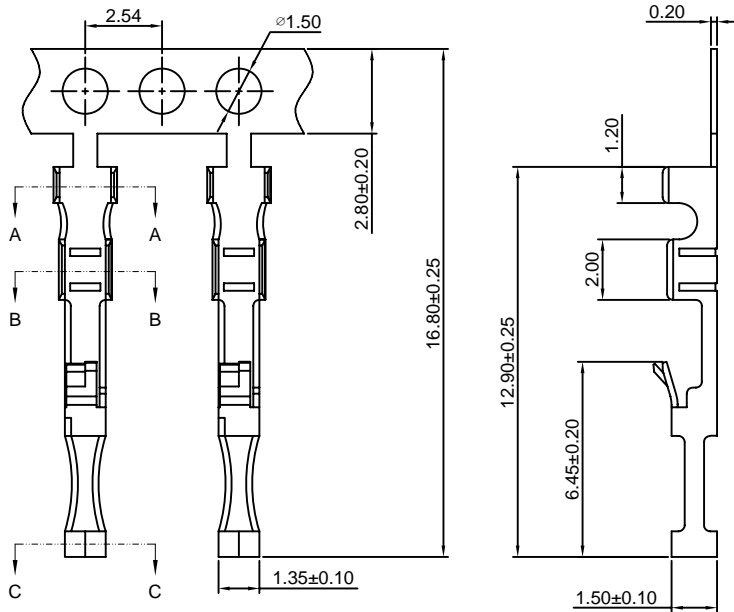
2.54mm Pitch Crimp Terminal

Reference Informations:

*Used in CJT A2547 series Housing

Use With CJT A2547 series Housing :

Single Row	A2547H-XP, A2547H-XP-2, A2547H-XP-3, A2547HE-XP
	A2547HG-XP, A2547HC-2P, A2547HD-2P, A2547HU-XP
Dual Row	A2547H-2xXP, A2547HA-2xXP, A2547HD-2xXP, A2547HN-2xXP
	A2547HF-2xXP, A2547HG-2xXP, A2547HJ-2xXP



Ordering information & Specifications:

Unit:mm

Part NO.	Wire Range	Insulation O.D.	Material	Finish	Qty/reel
A2547-TP-C	AWG#22-#24	1.60mm(max)	Phosphor Bronze	Tin over Nickel	15,000 PCS
A2547-GP-C	AWG#22-#24	1.60mm(max)	Phosphor Bronze	Gold over Nickel	15,000 PCS

Optional Gold plating available but MOQ requested

A2547-T-C-L

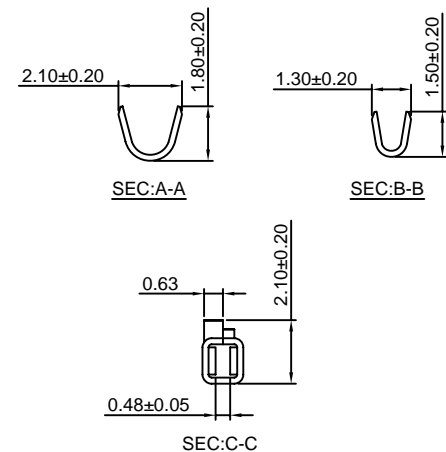
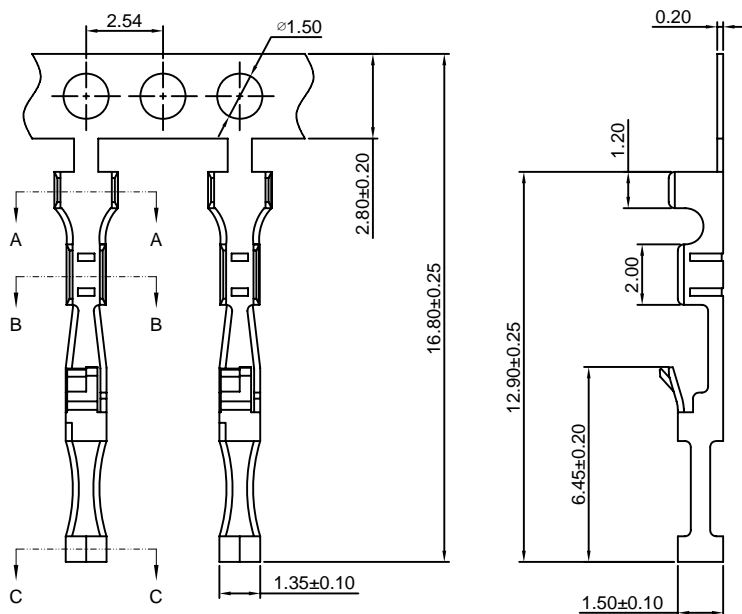
2.54mm Pitch Crimp Terminal

Reference Informations:

*Used in CJT A2547 series Housing

Use With CJT A2547 series Housing :

Single Row	A2547H-XP, A2547H-XP-2, A2547H-XP-3, A2547HE-XP
	A2547HG-XP, A2547HC-2P, A2547HD-2P, A2547HU-XP
Dual Row	A2547H-2xXP, A2547HA-2xXP, A2547HD-2xXP, A2547HN-2xXP
	A2547HF-2xXP, A2547HG-2xXP, A2547HJ-2xXP



Ordering information & Specifications:

Unit:mm

Part NO.	Wire Range	Insulation O.D.	Material	Finish	Qty/reel
A2547-TP-C-L	AWG#24-#30	1.60mm(max)	Phosphor Bronze	Tin over Nickel	15,000 PCS
A2547-GP-C-L	AWG#24-#30	1.60mm(max)	Phosphor Bronze	Gold over Nickel	15,000 PCS

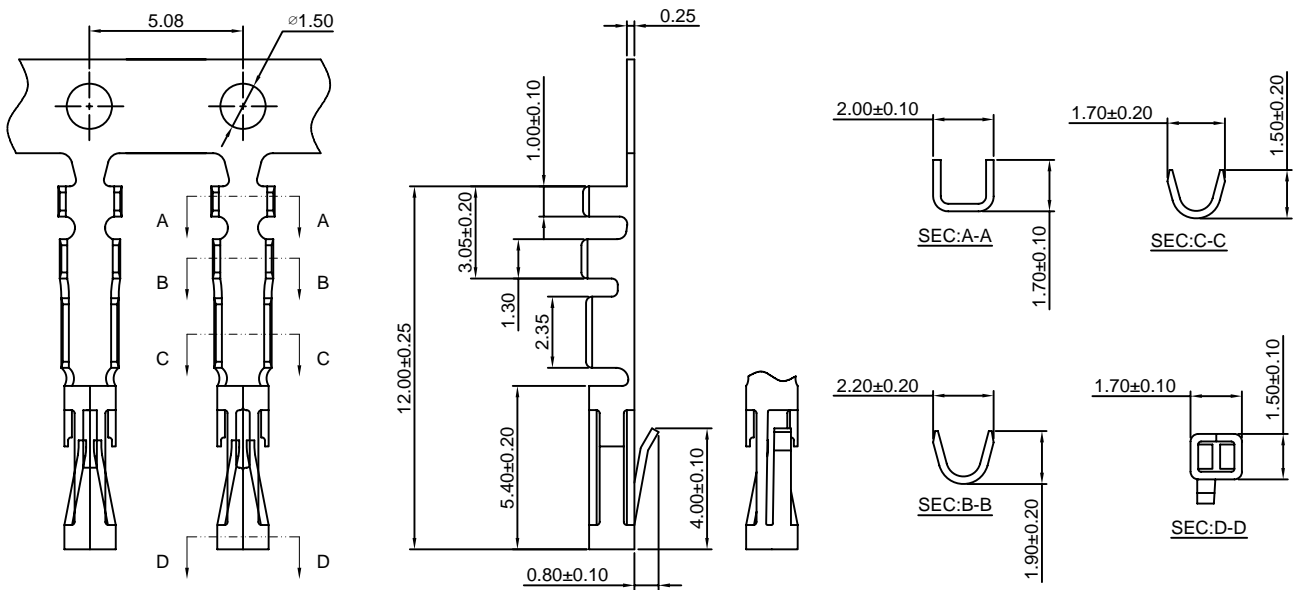
Optional Gold plating available but MOQ requested

A2547-T-B

2.54mm Pitch Crimp Terminal

Reference Informations:

*Used in CJT A2547HA,HB-XP,A2549H,HA-XP,A2549H-2xXP series Housing



Ordering information & Specifications:

Unit:mm

Part NO.	Wire Range	Insulation O.D.	Material	Finish	Qty/reel
A2547-TP-B	AWG#22-#26	1.55mm(max)	Phosphor Bronze	Tin over Nickel	20,000 PCS
A2547-GP-B	AWG#22-#26	1.55mm(max)	Phosphor Bronze	Gold over Nickel	20,000 PCS

Optional Gold plating available but MOQ requested

A2547-T-D

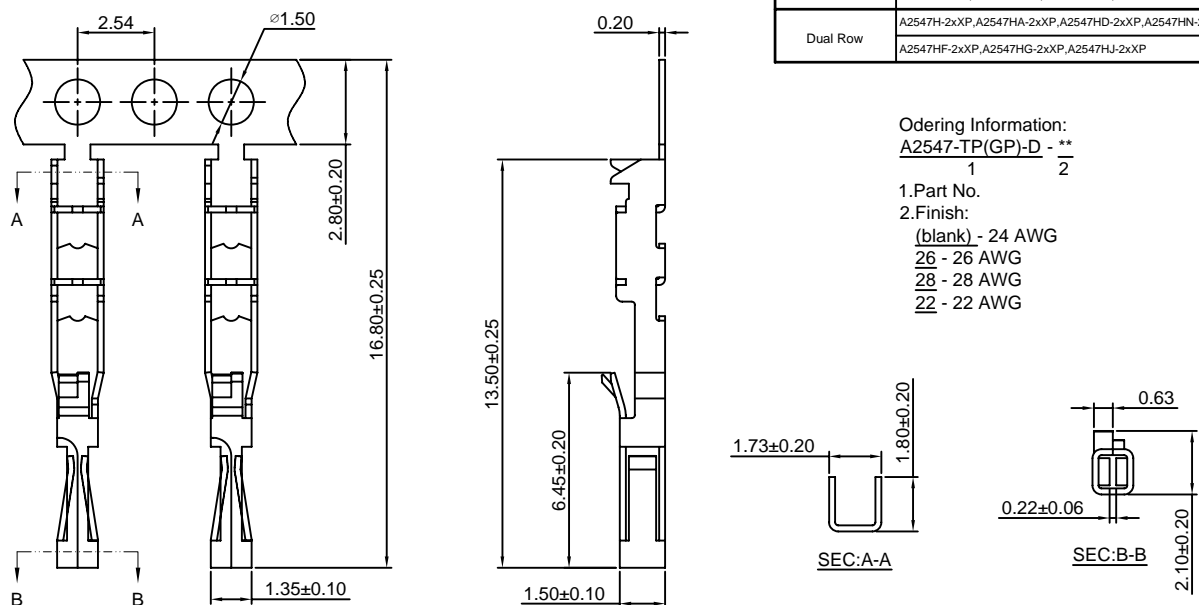
2.54mm Pitch Insulation Displacement Terminal

Reference Informations:

*Used in CJT A2547 series Housing

Use With CJT A2547 series Housing :

Single Row	A2547H-XP,A2547H-XP-2,A2547H-XP-3,A2547HE-XP
	A2547HG-XP,A2547HC-2P,A2547HD-2P,A2547HJ-XP
Dual Row	A2547H-2xXP,A2547HA-2xXP,A2547HD-2xXP,A2547HN-2xXP
	A2547HF-2xXP,A2547HG-2xXP,A2547HJ-2xXP



Odering Information:

A2547-TP(GP)-D - **

1. Part No.

2. Finish:

(blank) - 24 AWG

26 - 26 AWG

28 - 28 AWG

22 - 22 AWG

Ordering information & Specifications:

Unit:mm

Part NO.	Wire Range	Insulation O.D.	Material	Finish	Qty/reel
A2547-TP-D	AWG#22-#28	1.60mm(max)	Phosphor Bronze	Tin over Nickel	15,000 PCS
A2547-GP-D	AWG#22-#28	1.60mm(max)	Phosphor Bronze	Gold over Nickel	15,000 PCS

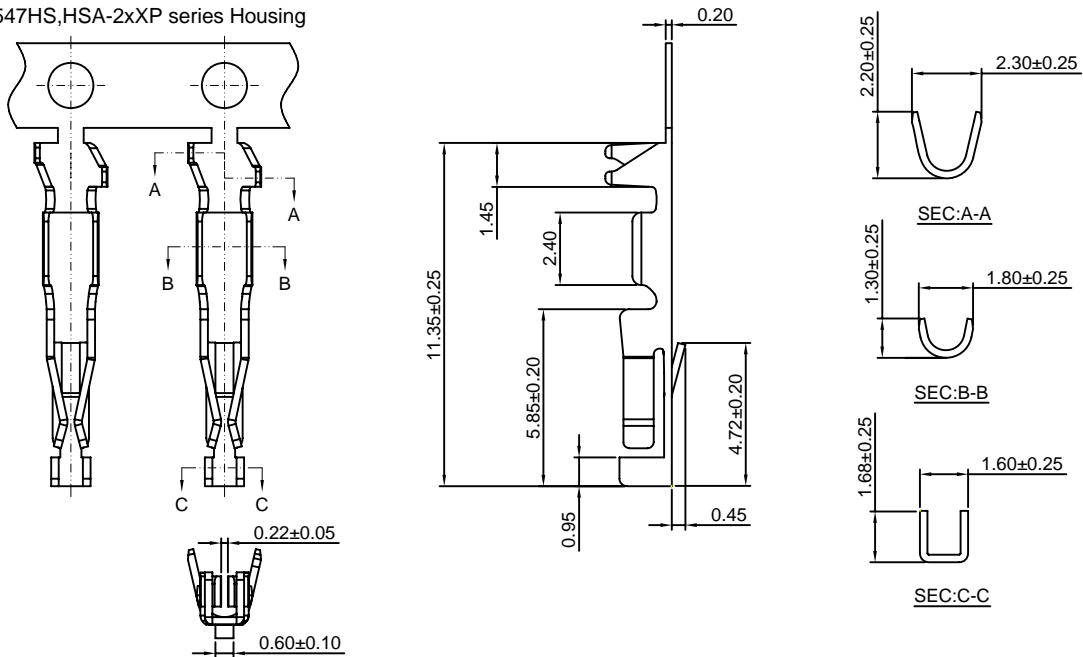
Optional Gold plating available but MOQ requested

A2547-T-S

2.54mm Pitch Crimp Terminal

Reference Informations:

*Used in CJT A2547HS, HSA-2xXP series Housing



Ordering information & Specifications:

Unit:mm

Part NO.	Wire Range	Insulation O.D.	Material	Finish	Qty/reel
A2547-TP-S	AWG#22-#28	1.63mm(max)	Phosphor Bronze	Tin over Nickel	10,000 PCS
A2547-GP-S	AWG#22-#28	1.63mm(max)	Phosphor Bronze	Gold over Nickel	10,000 PCS

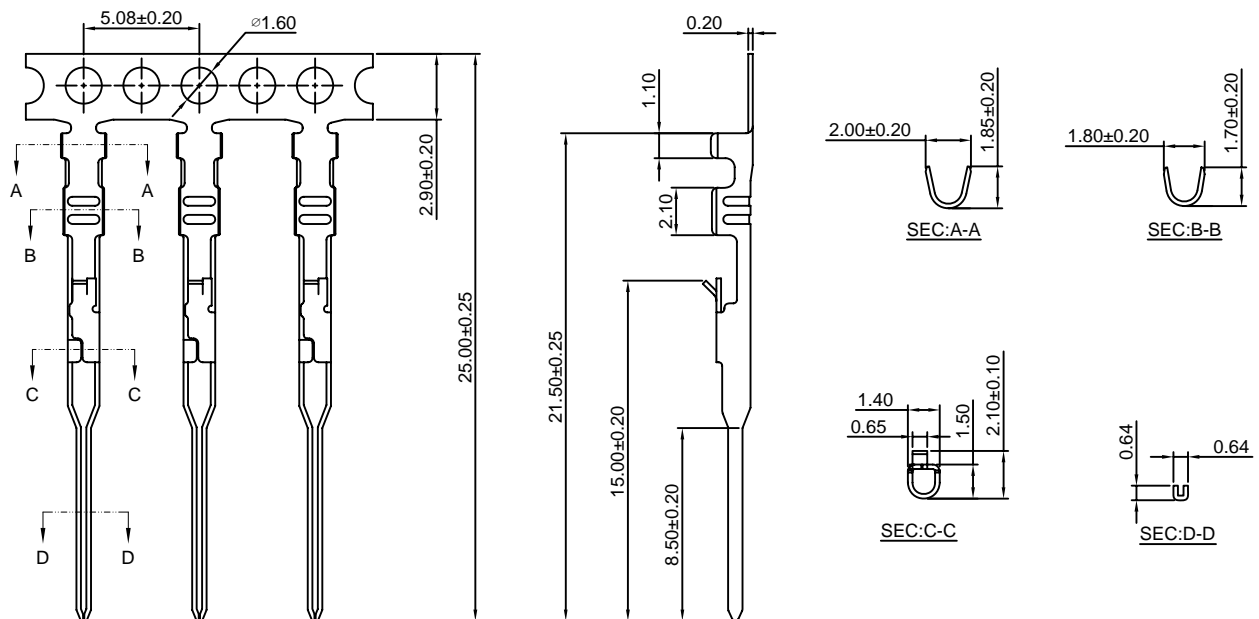
Optional Gold plating available but MOQ requested

A2547M-T

2.54mm Pitch Crimp Terminal

Reference Informations:

*Used in CJT A2547HM, HMA-XP, A2547H-XP-2, A2547H-XP-3, A2547HE-XP, A2547HF-2xXP series Housing



Ordering information & Specifications:

Unit:mm

Part NO.	Wire Range	Insulation O.D.	Material	Finish	Qty/reel
A2547M-TP	AWG#22-#24	1.60mm(max)	Phosphor Bronze	Tin over Nickel	15,000 PCS
A2547M-GP	AWG#22-#24	1.60mm(max)	Phosphor Bronze	Gold over Nickel	15,000 PCS

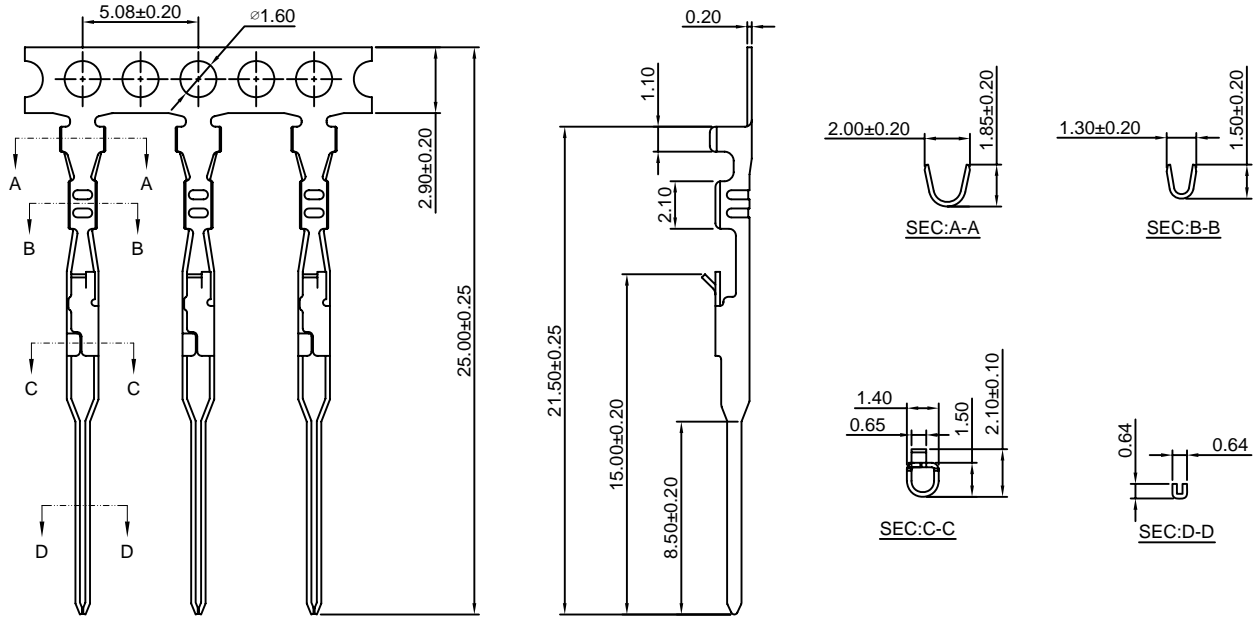
Optional Gold plating available but MOQ requested

A2547M-T-L

2.54mm Pitch Crimp Terminal

Reference Informations:

*Used in CJT A2547HM,HMA-XP,A2547H-XP-2,A2547H-XP-3,A2547HE-XP,A2547HF-2xXP series Housing



Ordering information & Specifications:

Unit:mm

Part NO.	Wire Range	Insulation O.D.	Material	Finish	Qty/reel
A2547M-TP-L	AWG#24-#30	1.60mm(max)	Phosphor Bronze	Tin over Nickel	15,000 PCS
A2547M-GP-L	AWG#24-#30	1.60mm(max)	Phosphor Bronze	Gold over Nickel	15,000 PCS

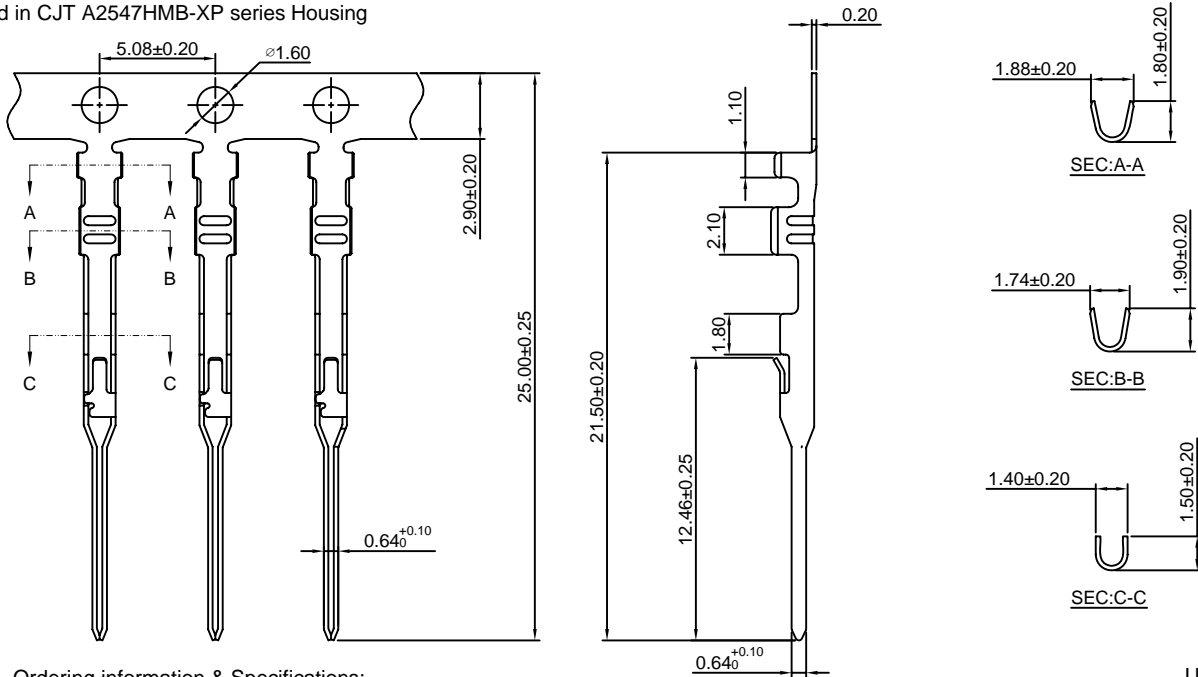
Optional Gold plating available but MOQ requested

A2547M-T-B

2.54mm Pitch Crimp Terminal

Reference Informations:

*Used in CJT A2547HMB-XP series Housing



Ordering information & Specifications:

Unit:mm

Part NO.	Wire Range	Insulation O.D.	Material	Finish	Qty/reel
A2547M-TP-B	AWG#22-#26	1.63mm(max)	Phosphor Bronze	Tin over Nickel	15,000 PCS
A2547M-GP-B	AWG#22-#26	1.63mm(max)	Phosphor Bronze	Gold over Nickel	15,000 PCS

Optional Gold plating available but MOQ requested

A2547H-XP

2.54mm Pitch Housing With Lock

Reference Informations:

- *Material:PBT,UL94V-0
- *Suitable CJT A2547-T(-L) A2547-T-C(-L) A2547-T-D series Terminal
- *Mates with CJT A2547HM,HMA,HMB-XP series Housing or A2547WV,WR,WVA,WRA-XP,A2547WR-F,WR-S-F-XP series single row Wafer
- *Color:Black

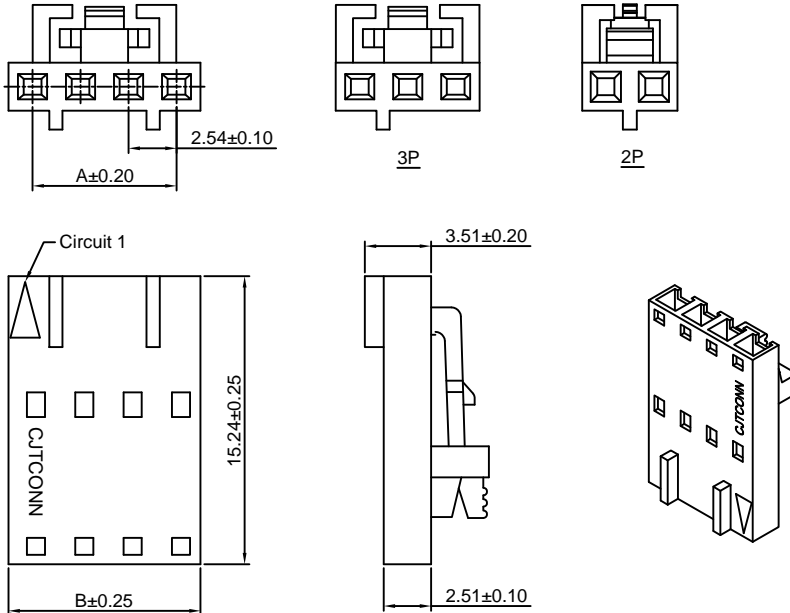
Ordering Information:

- A2547H-XP - ***
 1 2
- 1.Part No.
 - 2.Material:
 (Blank):PBT,UL94V-0
 GWT:PBT,UL94V-0,GWT 750°C

Ordering Information & Dimensions:

PART NO.	Dimensions	
	A	B
2P	2.54	5.08
3P	5.08	7.62
4P	7.62	10.16
5P	10.16	12.70
6P	12.70	15.24
7P	15.24	17.78
8P	17.78	20.32
9P	20.32	22.86
10P	22.86	25.40
11P	25.40	27.94
12P	27.94	30.48
13P	30.48	33.02
14P	33.02	35.56
15P	35.56	38.10
16P	38.10	40.64
17P	40.64	43.18
18P	43.18	45.72
19P	45.72	48.26
20P	48.26	50.80
21P	50.80	53.34
22P	53.34	55.88
23P	55.88	58.42
24P	58.42	60.96
25P	60.96	63.50

Unit: mm



A2547H-XP-2

2.54mm Pitch Housing

Reference Informations:

- *Material:PBT,UL94V-0
- *Suitable CJT A2547-T(-L) A2547M-T(-L) A2547-T-C(-L) A2547-T-D series Terminal
- *Mates with CJT A2547 series single row Housing or A2547 A2541 series single row Wafer
- *Color:Black

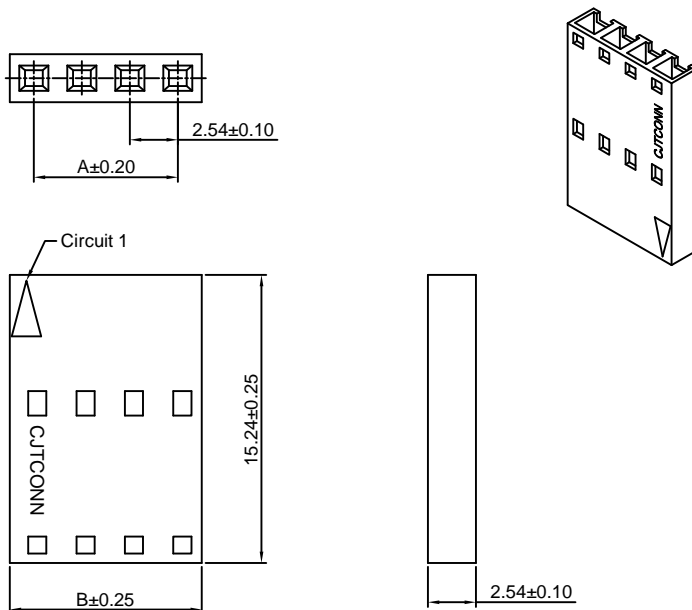
Ordering Information:

- A2547H-XP-2 - ***
 1 2
- 1.Part No.
 - 2.Material:
 (Blank):PBT,UL94V-0
 GWT:PBT,UL94V-0,GWT 750°C

Ordering Information & Dimensions:

PART NO.	Dimensions	
	A	B
1P	----	2.54
2P	2.54	5.08
3P	5.08	7.62
4P	7.62	10.16
5P	10.16	12.70
6P	12.70	15.24
7P	15.24	17.78
8P	17.78	20.32
9P	20.32	22.86
10P	22.86	25.40
11P	25.40	27.94
12P	27.94	30.48
13P	30.48	33.02
14P	33.02	35.56
15P	35.56	38.10
16P	38.10	40.64
17P	40.64	43.18
18P	43.18	45.72
19P	45.72	48.26
20P	48.26	50.80
21P	50.80	53.34
22P	53.34	55.88
23P	55.88	58.42
24P	58.42	60.96
25P	60.96	63.50

Unit: mm



A2547H-XP-3

2.54mm Pitch Housing

Reference Informations:

- *Material:PBT,UL94V-0
- *Suitable CJT A2547-T(-L) A2547M-T(-L) A2547-T-C(-L) A2547-T-D series Terminal
- *Mates with CJT A2547 series single row Housing or A2547 A2541 series single row Wafer
- *Color:Black

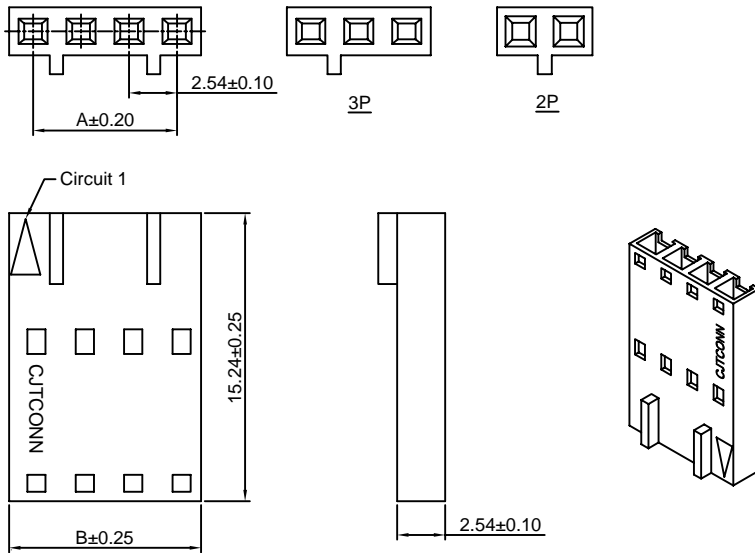
Ordering Information:

- A2547H-XP-3 - ***
 1 2
- 1.Part No.
 - 2.Material:
 (Blank):PBT,UL94V-0
 GWT:PBT,UL94V-0,GWT 750°C

Ordering Information & Dimensions:

PART NO.	Dimensions	
	A	B
2P	2.54	5.08
3P	5.08	7.62
4P	7.62	10.16
5P	10.16	12.70
6P	12.70	15.24
7P	15.24	17.78
8P	17.78	20.32
9P	20.32	22.86
10P	22.86	25.40
11P	25.40	27.94
12P	27.94	30.48
13P	30.48	33.02
14P	33.02	35.56
15P	35.56	38.10
16P	38.10	40.64
17P	40.64	43.18
18P	43.18	45.72
19P	45.72	48.26
20P	48.26	50.80
21P	50.80	53.34
22P	53.34	55.88
23P	55.88	58.42
24P	58.42	60.96
25P	60.96	63.50

Unit: mm



A2547HA-XP

2.54mm Pitch Housing With Lock

Reference Informations:

- *Material:PBT,UL94V-0
- *Suitable CJT A2547-T-B series Terminal
- *Mates with CJT A2547HM,HMA,HMB-XP series Housing or A2547WV,WR,WVA,WRA-XP,A2547WR-F,WR-S-F-XP series Wafer
- *Color:Black

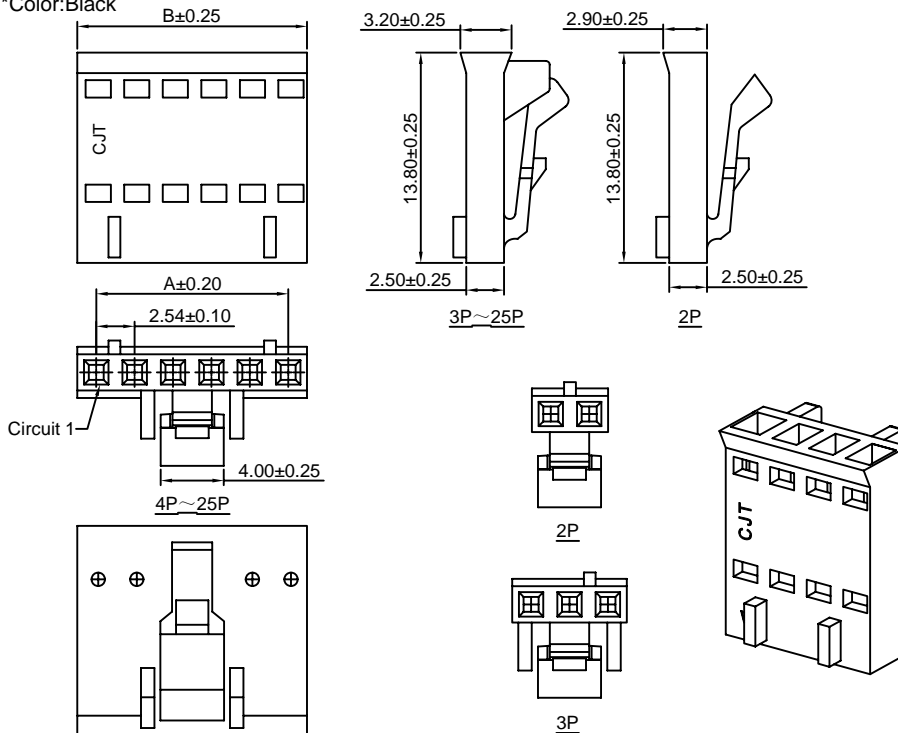
Ordering Information:

- A2547HA-XP - ***
 1 2
- 1.Part No.
 - 2.Material:
 (Blank):PBT,UL94V-0
 GWT:PBT,UL94V-0,GWT 750°C

Ordering Information & Dimensions:

PART NO.	Dimensions	
	A	B
2P	2.54	4.92
3P	5.08	7.46
4P	7.62	10.00
5P	10.16	12.54
6P	12.70	15.08
7P	15.24	17.62
8P	17.78	20.16
9P	20.32	22.70
10P	22.86	25.24
11P	25.40	27.78
12P	27.94	30.32
13P	30.48	32.86
14P	33.02	35.40
15P	35.56	37.94
16P	38.10	40.48
17P	40.64	43.02
18P	43.18	45.56
19P	45.72	48.10
20P	48.26	50.64
21P	50.80	53.18
22P	53.34	55.72
23P	55.88	58.26
24P	58.42	60.80
25P	60.96	63.34

Unit: mm

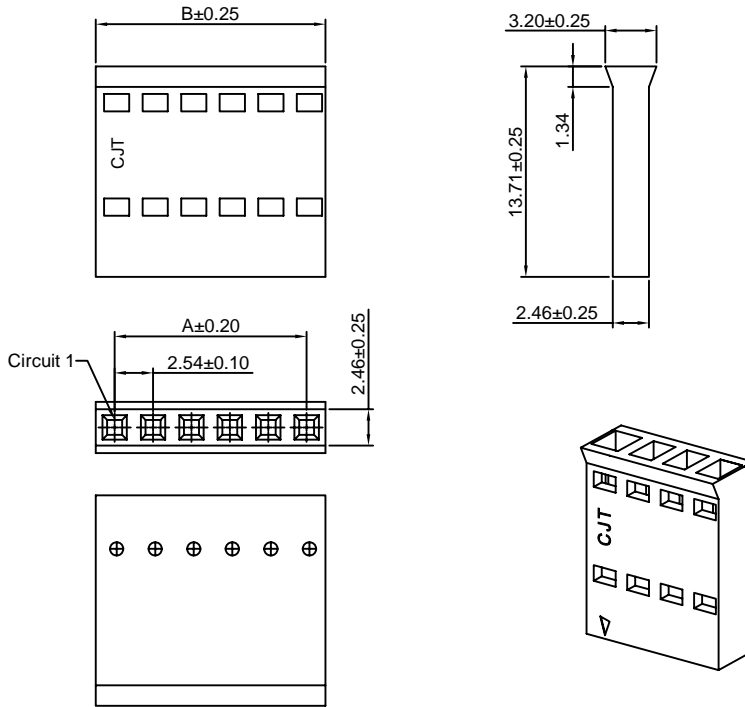


A2547HB-XP

2.54mm Pitch Housing

Reference Informations:

- *Material:PBT,UL94V-0
- *Suitable CJT A2547-T-B series Terminal
- *Mates with CJT A2547 series single row Housing or A2547 A2541 series single row Wafer
- *Color:Black



Ordering Information:

A2547HB-XP - ***
1 2

- 1.Part No.
- 2.Material:
(Blank):PBT,UL94V-0
GWT:PBT,UL94V-0,GWT 750°C

Ordering Information & Dimensions:

PART NO.	Dimensions	
	A	B
2P	2.54	4.92
3P	5.08	7.46
4P	7.62	10.00
5P	10.16	12.54
6P	12.70	15.08
7P	15.24	17.62
8P	17.78	20.16
9P	20.32	22.70
10P	22.86	25.24
11P	25.40	27.78
12P	27.94	30.32
13P	30.48	32.86
14P	33.02	35.40
15P	35.56	37.94
16P	38.10	40.48
17P	40.64	43.02
18P	43.18	45.56
19P	45.72	48.10
20P	48.26	50.64
21P	50.80	53.18
22P	53.34	55.72
23P	55.88	58.26
24P	58.42	60.80
25P	60.96	63.34

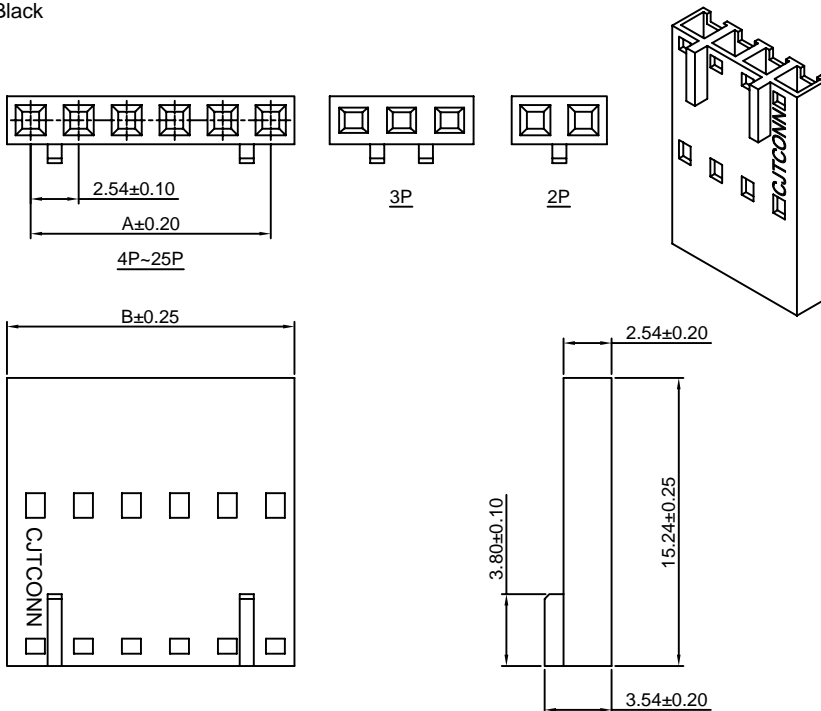
Unit: mm

A2547HE-XP

2.54mm Pitch Housing

Reference Informations:

- *Material:PBT,UL94V-0
- *Suitable CJT A2547-T(-L) A2547M-T(-L) A2547-T-C(-L) A2547-T-D series Terminal
- *Color:Black



Ordering Information:

A2547HE-XP - ***
1 2

- 1.Part No.
- 2.Material:
(Blank):PBT,UL94V-0
GWT:PBT,UL94V-0,GWT 750°C

Ordering Information & Dimensions:

PART NO.	Dimensions	
	A	B
2P	2.54	5.08
3P	5.08	7.62
4P	7.62	10.16
5P	10.16	12.70
6P	12.70	15.24
7P	15.24	17.78
8P	17.78	20.32
9P	20.32	22.86
10P	22.86	25.40
11P	25.40	27.94
12P	27.94	30.48
13P	30.48	33.02
14P	33.02	35.56
15P	35.56	38.10
16P	38.10	40.64
17P	40.64	43.18
18P	43.18	45.72
19P	45.72	48.26
20P	48.26	50.80
21P	50.80	53.34
22P	53.34	55.88
23P	55.88	58.42
24P	58.42	60.96
25P	60.96	63.50

Unit: mm

A2547HG-XP

2.54mm Pitch Housing

Reference Informations:

- *Material:PBT,UL94V-0
- *Suitable CJT A2547-T(-L) A2547-T-C(-L) A2547-T-D series Terminal
- *Color:Black

Ordering Information:

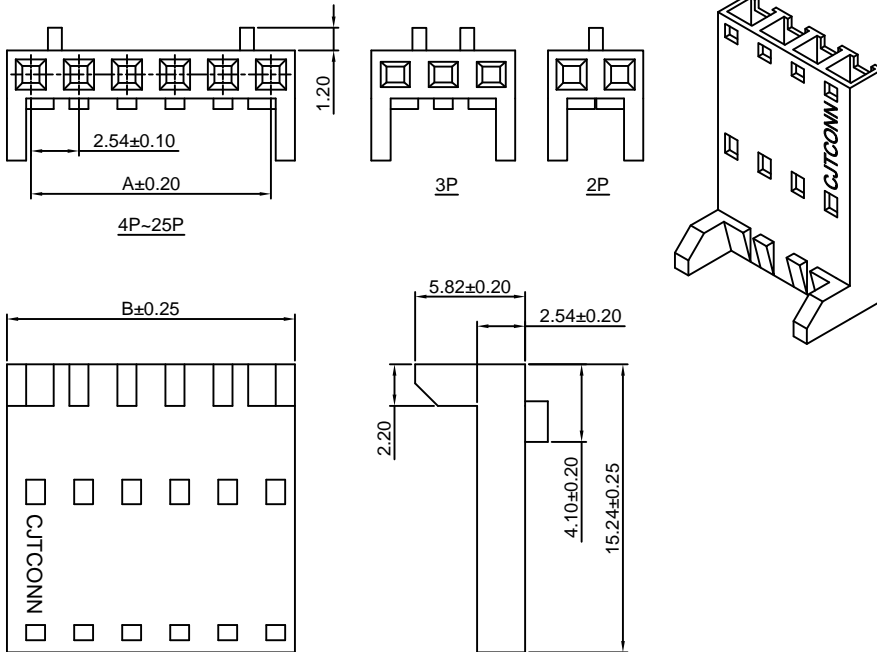
A2547HG-XP - ***

- | | |
|---|---|
| 1 | 2 |
|---|---|
- 1.Part No.
2.Material:
(Blank):PBT,UL94V-0
GWT:PBT,UL94V-0,GWT 750 °C

Ordering Information & Dimensions:

PART NO.	Dimensions	
	A	B
2P	2.54	5.08
3P	5.08	7.62
4P	7.62	10.16
5P	10.16	12.70
6P	12.70	15.24
7P	15.24	17.78
8P	17.78	20.32
9P	20.32	22.86
10P	22.86	25.40
11P	25.40	27.94
12P	27.94	30.48
13P	30.48	33.02
14P	33.02	35.56
15P	35.56	38.10
16P	38.10	40.64
17P	40.64	43.18
18P	43.18	45.72
19P	45.72	48.26
20P	48.26	50.80
21P	50.80	53.34
22P	53.34	55.88
23P	55.88	58.42
24P	58.42	60.96
25P	60.96	63.50

Unit: mm



A2547HC(HD)-2P

2.54mm Pitch Housing

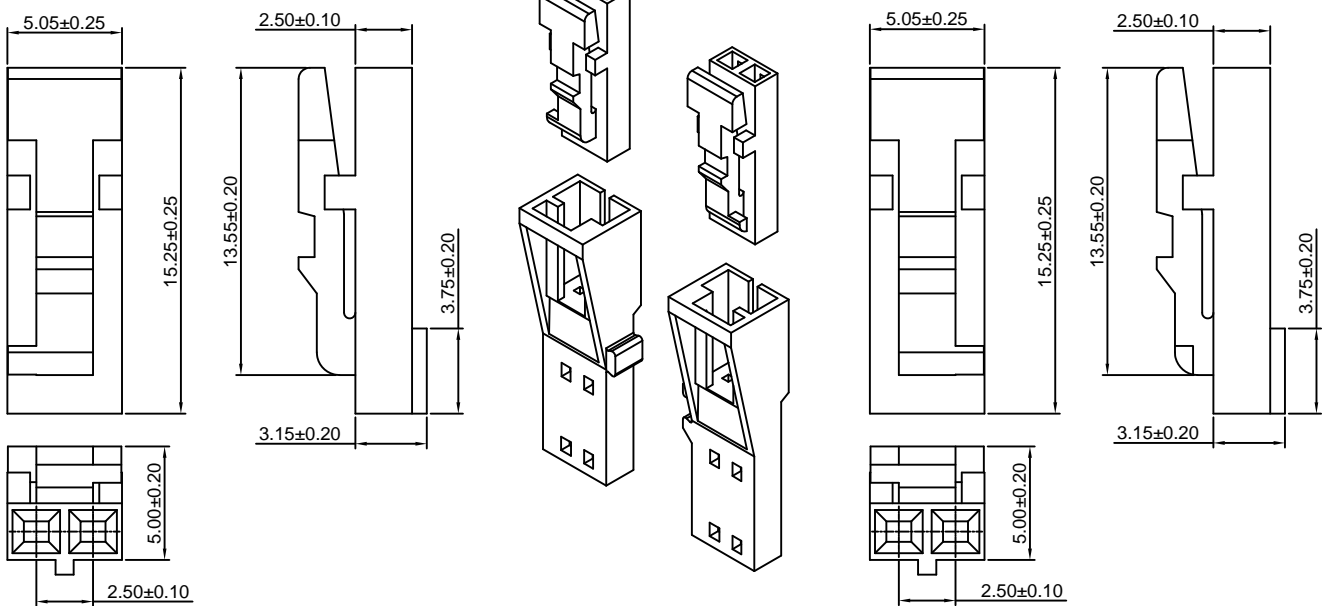
Reference Informations:

- *Material:Nylon 66,UL94V-0
- *Suitable CJT A2547-T(-L) A2547-T-C(-L) A2547-T-D series Terminal
- *Mates with CJT A2547HMC-2P A2547HMD-2P Housing and A2547WVC(WRC)-2P , A2547WVD(WRD)-2P Wafer

Ordering Information:

A2547HC(HD)-2P - ***

- | | |
|---|---|
| 1 | 2 |
|---|---|
- 1.Part No.
2.Material:
(Blank):Nylon 66,UL94V-0
GWT:Nylon 66,UL94V-0,GWT 750 °C



A2547HC-2P(White)

(Mates with CJT A2547HMC-2P Housing)
(Mates with CJT A2547WVC(WRC)-2P Wafer)

A2547HD-2P(Black)

(Mates with CJT A2547HMD-2P Housing)
(Mates with CJT A2547WVD(WRD)-2P Wafer)

Unit: mm

A2547HMC(HMD)-2P

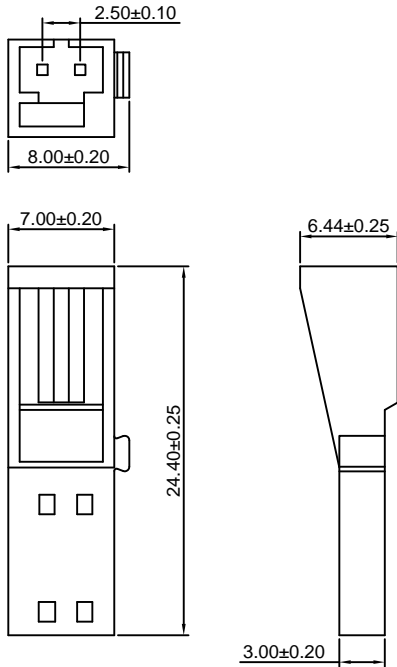
2.54mm Pitch Housing

Reference Informations:

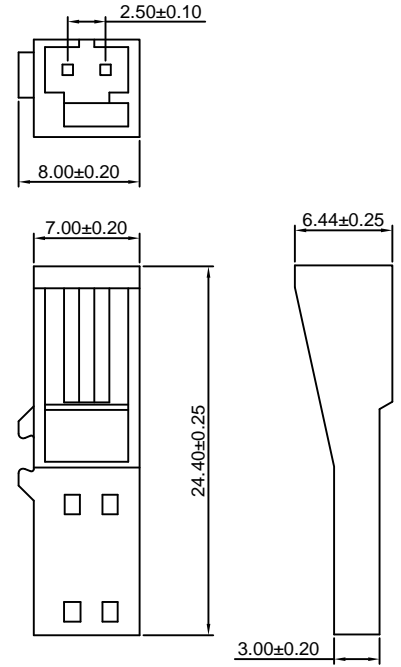
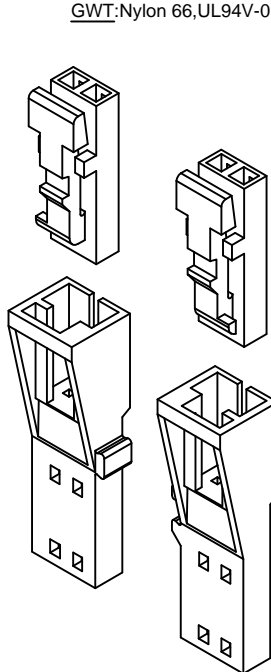
- *Material: Nylon 66, UL94V-0
- *Suitable CJT A2547M-T(-L) series Terminal
- *Mates with CJT A2547HC-2P, A2547HD-2P Housing

Ordering Information:

- A2547HMC(HMD)-2P - ***
 $\frac{1}{2}$
1. Part No.
 2. Material:
 (Blank): Nylon 66, UL94V-0
 GWT: Nylon 66, UL94V-0, GWT 750 °C



A2547HMC-2P(White)
 (Mates with CJT A2547HC-2P Housing)



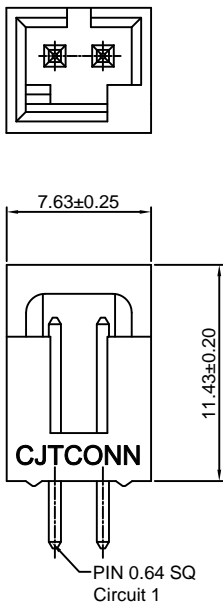
A2547HMD-2P(Black)
 (Mates with CJT A2547HD-2P Housing)

A2547WVC(WVD)-XP

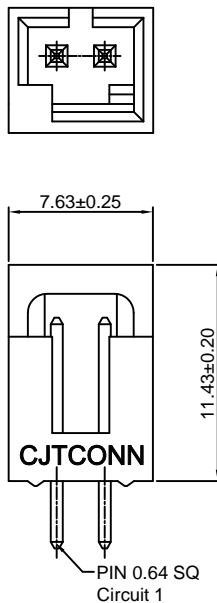
2.54mm Pitch 180° Wafer

Reference Informations:

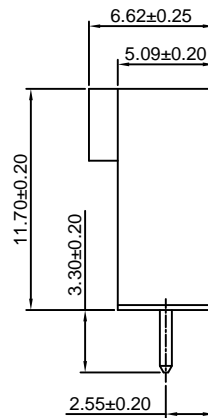
- *Material: Pin: Brass/Gold over Nickel
 Insulator: PBT, UL94V-0
- *Mates with CJT A2547HC-2P, A2547HD-2P series Housing



A2547WVC-2P(White)
 (Mates with CJT A2547HC-2P Housing)



A2547WVD-2P(Black)
 (Mates with CJT A2547HD-2P Housing)



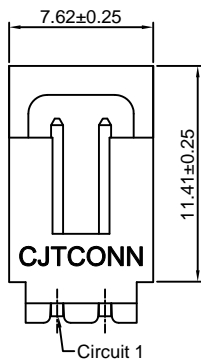
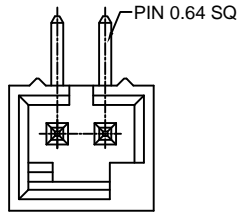
A2547WRC(WRD)-XP

2.54mm Pitch 90° Wafer

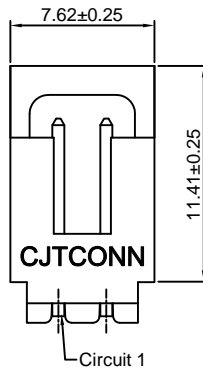
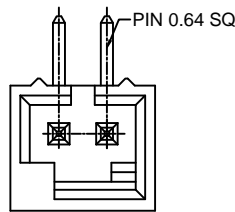
Reference Informations:

*Material:Pin:Brass/Gold over Nickel
Insulator:PBT,UL94V-0

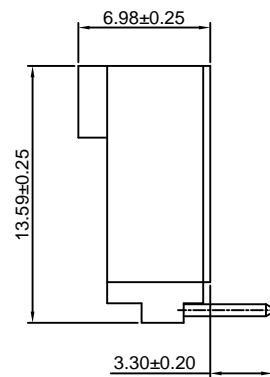
*Mates with CJT A2547HC-2P, A2547HD-2P series Housing



A2547WRC-2P(White)
(Mates with CJT A2547HC-2P Housing)



A2547WRD-2P(Black)
(Mates with CJT A2547HD-2P Housing)



Unit: mm

A2547HM-XP

2.54mm Pitch Housing With Lock

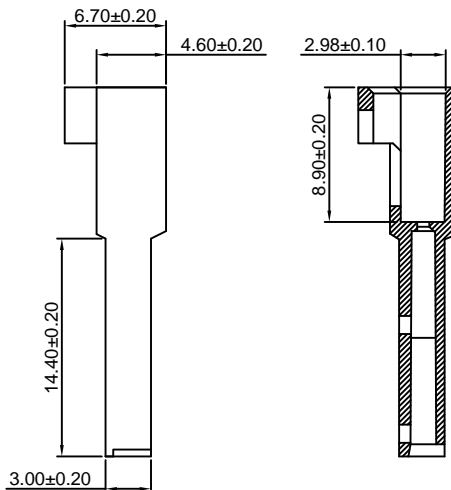
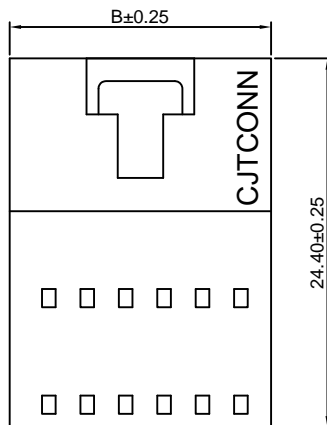
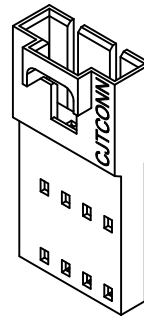
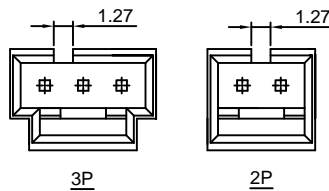
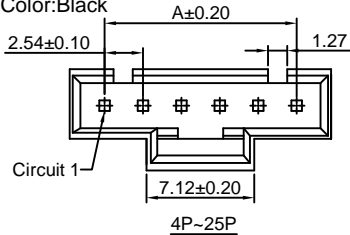
Reference Informations:

*Material:PBT,UL94V-0

*Suitable CJT A2547M-T(-L) series Terminal

*Mates with CJT A2547H,HA-XP,A2547H-XP-3,A2550H-XP-A, A2550H-XP-A1,A2550H-XP-A2,A2550H-XP-A3H,A2550H-XP-H, A2550H-XP-M,A2550H-XP-M2 series Housing

*Color:Black



Ordering Information:

A2547HM-XP - ***
1 2

1.Part No.

2.Material:

(Blank):PBT,UL94V-0

GWT:PBT,UL94V-0,GWT 750℃

Ordering Information & Dimensions:

PART NO.	Dimensions	
	A	B
2P	2.54	7.12
3P	5.08	9.66
4P	7.62	12.20
5P	10.16	14.74
6P	12.70	17.28
7P	15.24	19.82
8P	17.78	22.36
9P	20.32	24.90
10P	22.86	27.44
11P	25.40	29.98
12P	27.94	32.52
13P	30.48	35.06
14P	33.02	37.60
15P	35.56	40.14
16P	38.10	42.68
17P	40.64	45.22
18P	43.18	47.76
19P	45.72	50.30
20P	48.26	52.84
21P	50.80	55.38
22P	53.34	57.92
23P	55.88	60.46
24P	58.42	63.00
25P	60.96	65.54

Unit: mm

A2547HMA-XP

2.54mm Pitch Housing With Lock

Reference Informations:

- *Material:PBT,UL94V-0
- *Suitable CJT A2547M-T(-L) series Terminal
- *Mates with CJT A2547H,HA-XP,A2547H-XP-3,A2550H-XP-A,A2550H-XP-A1,A2550H-XP-A2,A2550H-XP-A3H,A2550H-XP-H,A2550H-XP-M,A2550H-XP-M2 series Housing
- *Color:Black

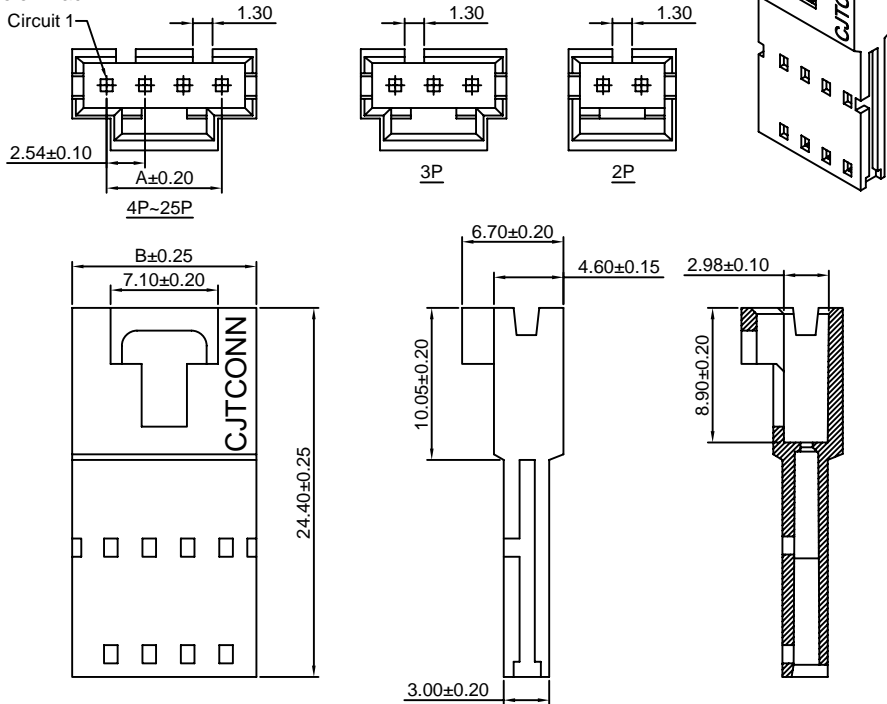
Ordering Information:
A2547HMA-XP - ***
1 2

- 1.Part No.
- 2.Material:
(Blank):PBT,UL94V-0
GWT:PBT,UL94V-0,GWT 750℃

Ordering Information & Dimensions:

PART NO.	Dimensions	
	A	B
2P	2.54	7.12
3P	5.08	9.66
4P	7.62	12.20
5P	10.16	14.74
6P	12.70	17.28
7P	15.24	19.82
8P	17.78	22.36
9P	20.32	24.90
10P	22.86	27.44
11P	25.40	29.98
12P	27.94	32.52
13P	30.48	35.06
14P	33.02	37.60
15P	35.56	40.14
16P	38.10	42.68
17P	40.64	45.22
18P	43.18	47.76
19P	45.72	50.30
20P	48.26	52.84
21P	50.80	55.38
22P	53.34	57.92
23P	55.88	60.46
24P	58.42	63.00
25P	60.96	65.54

Unit: mm



A2547HMB-XP

2.54mm Pitch Housing With Lock

Reference Informations:

- *Material:PBT,UL94V-0
- *Suitable CJT A2547M-T-B series Terminal
- *Mates with CJT A2547H,HA-XP,A2550H-XP series single row Housing
- *Color:Black

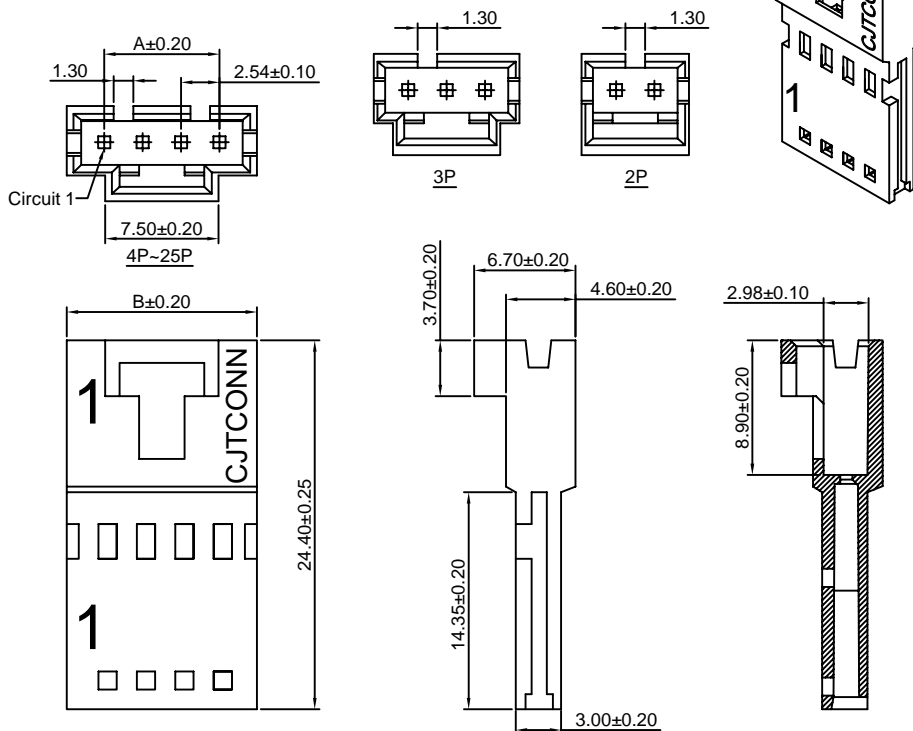
Ordering Information:
A2547HMB-XP - ***
1 2

- 1.Part No.
- 2.Material:
(Blank):PBT,UL94V-0
GWT:PBT,UL94V-0,GWT 750℃

Ordering Information & Dimensions:

PART NO.	Dimensions	
	A	B
2P	2.54	7.50
3P	5.08	10.04
4P	7.62	12.58
5P	10.16	15.12
6P	12.70	17.66
7P	15.24	20.20
8P	17.78	22.74
9P	20.32	25.28
10P	22.86	27.82
11P	25.40	30.36
12P	27.94	32.90
13P	30.48	35.44
14P	33.02	37.98
15P	35.56	40.52
16P	38.10	43.06
17P	40.64	45.60
18P	43.18	48.14
19P	45.72	50.68
20P	48.26	53.22
21P	50.80	55.76
22P	53.34	58.30
23P	55.88	60.84
24P	58.42	63.38
25P	60.96	65.92

Unit: mm



A2547HMB-4P-A

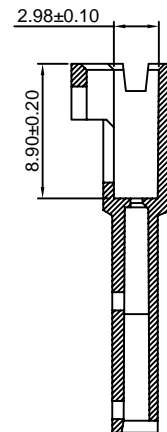
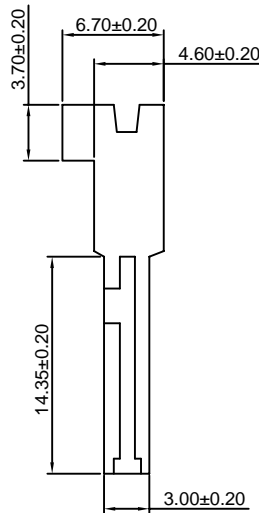
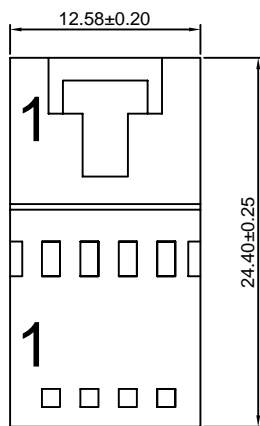
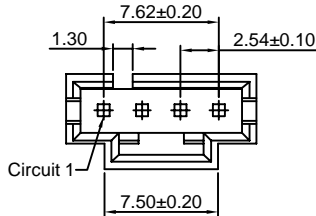
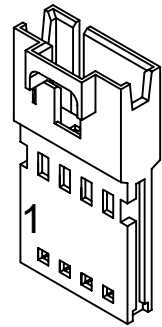
2.54mm Pitch Housing With Lock

Reference Informations:

- *Material: PBT, UL94V-0
- *Suitable CJT A2547M-T-B series Terminal
- *Mates with CJT A2550H series single row Housing
- *Color: Black

Ordering Information:
A2547HMB-4P-A - ***
1 2

1. Part No.
2. Material:
(Blank): PBT, UL94V-0
GWT: PBT, UL94V-0, GWT 750 °C



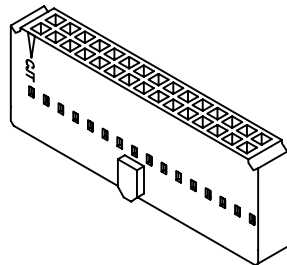
Unit: mm

A2547H-2xXP

2.54mm Pitch Dual Row Housing

Reference Informations:

- *Material: PBT, UL94V-0
- *Suitable CJT A2547-T(-L) A2547-T-C(-L) A2547-T-D series Terminal
- *Mates with CJT A2547WV, WR-2xXP, A2547HI, HIA-2xXP series Wafer
- *Color: Black

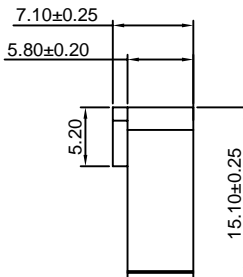
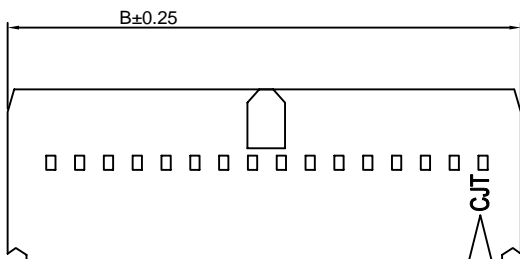
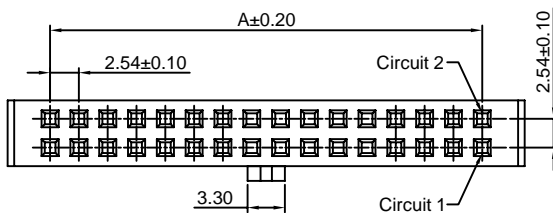


Ordering Information & Dimensions:

PART NO.	Dimensions	
	A	B
2x3P	5.08	12.22
2x4P	7.62	14.76
2x5P	10.16	17.30
2x6P	12.70	19.84
2x7P	15.24	22.38
2x8P	17.78	24.92
2x9P	20.32	27.46
2x10P	22.86	30.00
2x11P	25.40	32.54
2x12P	27.94	35.08
2x13P	30.48	37.62
2x14P	33.02	40.16
2x15P	35.56	42.70
2x16P	38.10	45.24
2x17P	40.64	47.78
2x18P	43.18	50.32
2x19P	45.72	52.86
2x20P	48.26	55.40
2x21P	50.80	57.94
2x22P	53.34	60.48
2x23P	55.88	63.02
2x24P	58.42	65.56
2x25P	60.96	68.10
2x26P	63.50	70.64
2x27P	66.04	73.18
2x28P	68.58	75.72
2x29P	71.12	78.26
2x30P	73.66	80.80
2x31P	76.20	83.34
2x32P	78.74	85.88

Ordering Information:
A2547H-2xXP - ***
1 2

1. Part No.
2. Material:
(Blank): PBT, UL94V-0
GWT: PBT, UL94V-0, GWT 750 °C



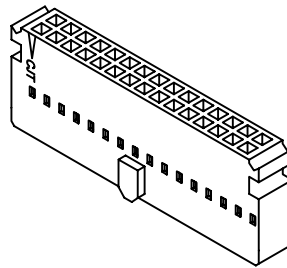
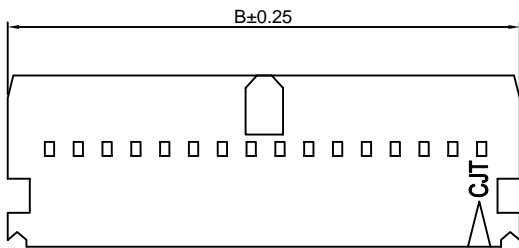
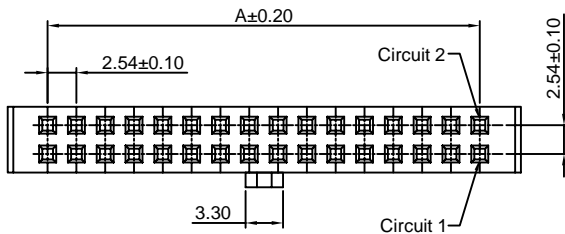
Unit: mm

A2547HA-2xXP

2.54mm Pitch Dual Row Housing

Reference Informations:

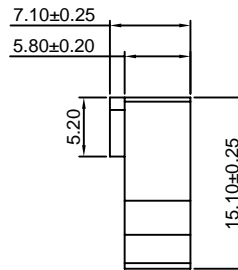
- *Material:PBT,UL94V-0
- *Suitable CJT A2547-T(-L) A2547-T-C(-L) A2547-T-D series Terminal
- *Mates with CJT A2547WV,WR,WVC,WRC-2xXP series Wafer
- *Color:Black



Ordering Information:

A2547HA-2xXP - ***

- 1.Part No.
- 2.Material:
(Blank):PBT,UL94V-0
GWT:PBT,UL94V-0,GWT 750°C



Ordering Information & Dimensions:

PART NO.	Dimensions	
	A	B
2x3P	5.08	12.22
2x4P	7.62	14.76
2x5P	10.16	17.30
2x6P	12.70	19.84
2x7P	15.24	22.38
2x8P	17.78	24.92
2x9P	20.32	27.46
2x10P	22.86	30.00
2x11P	25.40	32.54
2x12P	27.94	35.08
2x13P	30.48	37.62
2x14P	33.02	40.16
2x15P	35.56	42.70
2x16P	38.10	45.24
2x17P	40.64	47.78
2x18P	43.18	50.32
2x19P	45.72	52.86
2x20P	48.26	55.40
2x21P	50.80	57.94
2x22P	53.34	60.48
2x23P	55.88	63.02
2x24P	58.42	65.56
2x25P	60.96	68.10
2x26P	63.50	70.64
2x27P	66.04	73.18
2x28P	68.58	75.72
2x29P	71.12	78.26
2x30P	73.66	80.80
2x31P	76.20	83.34
2x32P	78.74	85.88

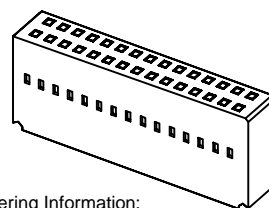
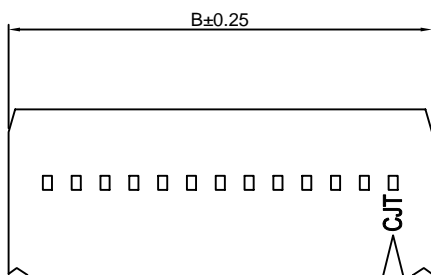
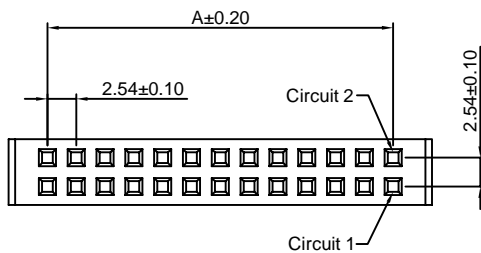
Unit: mm

A2547HB-2xXP

2.54mm Pitch Dual Row Housing

Reference Informations:

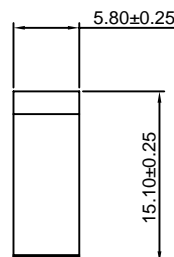
- *Material: PBT,UL94V-0
- *Suitable CJT A2547-T(-L) A2547-T-C(-L) A2547-T-D series Terminal
- *Mates with CJT A2547WV,WR-2xXP series Wafer
- *Color:Black



Ordering Information:

A2547HB-2xXP - ***

- 1.Part No.
- 2.Material:
(Blank):PBT,UL94V-0
GWT:PBT,UL94V-0,GWT 750°C



Ordering Information & Dimensions:

PART NO.	Dimensions	
	A	B
2x3P	5.08	12.22
2x4P	7.62	14.76
2x5P	10.16	17.30
2x6P	12.70	19.84
2x7P	15.24	22.38
2x8P	17.78	24.92
2x9P	20.32	27.46
2x10P	22.86	30.00
2x11P	25.40	32.54
2x12P	27.94	35.08
2x13P	30.48	37.62
2x14P	33.02	40.16
2x15P	35.56	42.70
2x16P	38.10	45.24
2x17P	40.64	47.78
2x18P	43.18	50.32
2x19P	45.72	52.86
2x20P	48.26	55.40
2x21P	50.80	57.94
2x22P	53.34	60.48
2x23P	55.88	63.02
2x24P	58.42	65.56
2x25P	60.96	68.10
2x26P	63.50	70.64
2x27P	66.04	73.18
2x28P	68.58	75.72
2x29P	71.12	78.26
2x30P	73.66	80.80
2x31P	76.20	83.34
2x32P	78.74	85.88

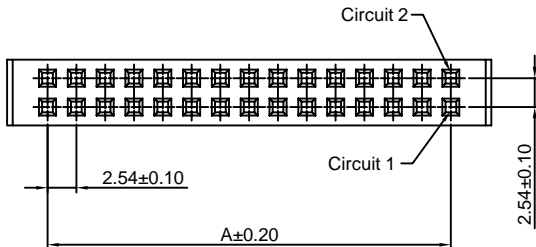
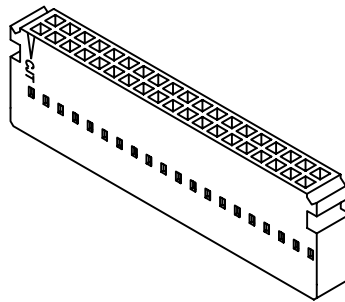
Unit: mm

A2547HC-2xXP

2.54mm Pitch Dual Row Housing

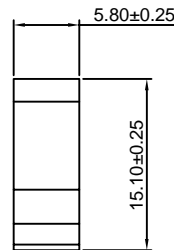
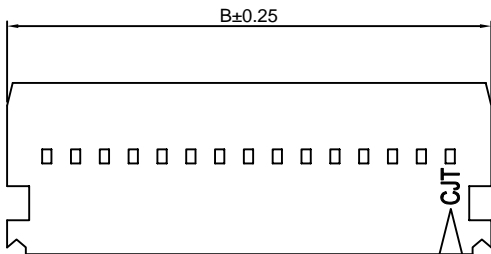
Reference Informations:

- *Material:PBT,UL94V-0
- *Suitable CJT A2547-T(-L) A2547-T-C(-L) A2547-T-D series Terminal
- *Mates with CJT A2547WV,WR-2xXP series Wafer
- *Color:Black



Ordering Information:

- A2547HC-2xXP - ***
 $\frac{1}{2}$
 1.Part No.
 2.Material:
 (Blank):PBT,UL94V-0
 GWT:PBT,UL94V-0,GWT 750°C



Ordering Information & Dimensions:

PART NO.	Dimensions	
	A	B
2x2P	2.54	9.68
2x3P	5.08	12.22
2x4P	7.62	14.76
2x5P	10.16	17.30
2x6P	12.70	19.84
2x7P	15.24	22.38
2x8P	17.78	24.92
2x9P	20.32	27.46
2x10P	22.86	30.00
2x11P	25.40	32.54
2x12P	27.94	35.08
2x13P	30.48	37.62
2x14P	33.02	40.16
2x15P	35.56	42.70
2x16P	38.10	45.24
2x17P	40.64	47.78
2x18P	43.18	50.32
2x19P	45.72	52.86
2x20P	48.26	55.40
2x21P	50.80	57.94
2x22P	53.34	60.48
2x23P	55.88	63.02
2x24P	58.42	65.56
2x25P	60.96	68.10
2x26P	63.50	70.64
2x27P	66.04	73.18
2x28P	68.58	75.72
2x29P	71.12	78.26
2x30P	73.66	80.80
2x31P	76.20	83.34
2x32P	78.74	85.88

Unit: mm

A2547HD-2xXP

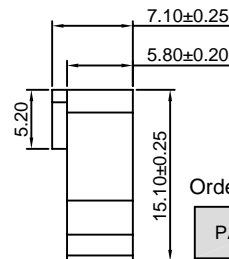
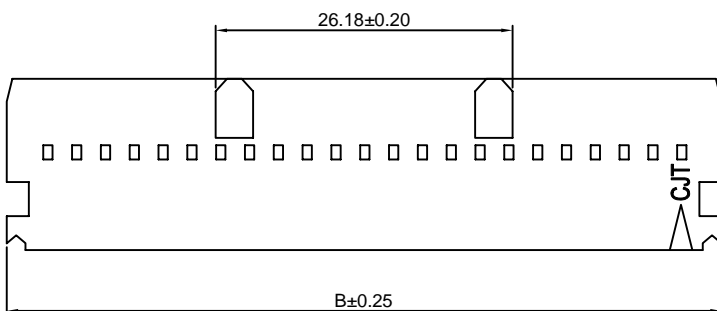
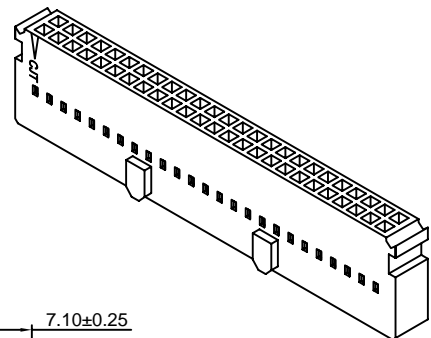
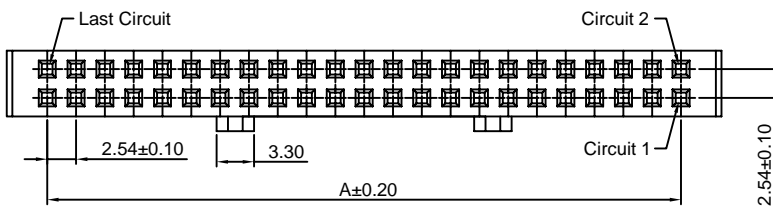
2.54mm Pitch Dual Row Housing

Reference Informations:

- *Material:PBT,UL94V-0
- *Suitable CJT A2547-T(-L) A2547-T-C(-L) A2547-T-D series Terminal
- *Mates with CJT A2547WVA,WRA-2xXP series Wafer
- *Color:Black

Ordering Information:

- A2547HD-2xXP - ***
 $\frac{1}{2}$
 1.Part No.
 2.Material:
 (Blank):PBT,UL94V-0
 GWT:PBT,UL94V-0,GWT 750°C



Ordering Information & Dimensions:

PART NO.	Dimensions	
	A	B
2x25P	60.96	68.10
2x30P	73.66	80.80
2x32P	78.74	85.88

Unit: mm

A2547HN-2xXP

2.54mm Pitch Dual Row Housing

Reference Informations:

- *Material:PBT,UL94V-0
- *Suitable CJT A2549-T-C(-H/-L) series Terminal
- *Mates with CJT A2547WV-N,WR-N-2xXP, A2547WV-N-S-2xXP series Wafer
- *Color:Black

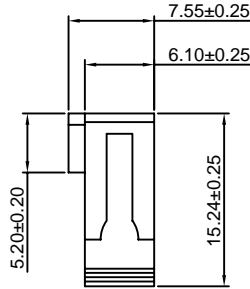
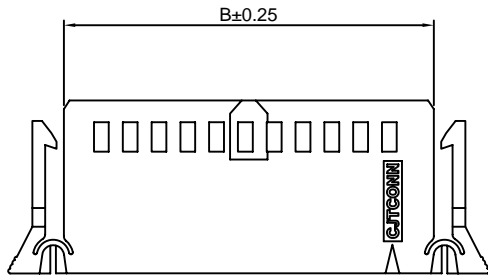
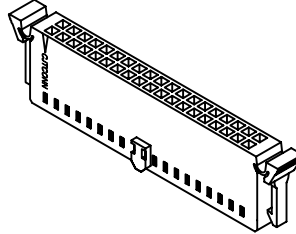
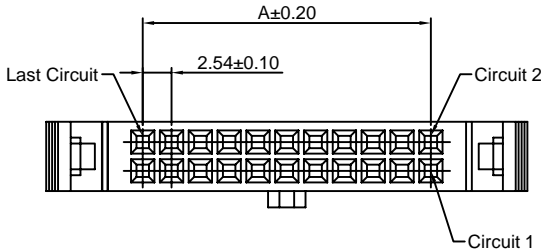
Ordering Information:

- A2547HN-2xXP - ***
- | | |
|---|---|
| 1 | 2 |
|---|---|
- 1.Part No.
 - 2.Material:
(Blank):PBT,UL94V-0
GWT:PBT,UL94V-0,GWT 750°C

Ordering Information & Dimensions:

PART NO.	Dimensions	
	A	B
2x3P	5.08	12.22
2x4P	7.62	14.76
2x5P	10.16	17.30
2x6P	12.70	19.84
2x7P	15.24	22.38
2x8P	17.78	24.92
2x9P	20.32	27.46
2x10P	22.86	30.00
2x11P	25.40	32.54
2x12P	27.94	35.08
2x13P	30.48	37.62
2x14P	33.02	40.16
2x15P	35.56	42.70
2x16P	38.10	45.24
2x17P	40.64	47.78
2x18P	43.18	50.32
2x19P	45.72	52.86
2x20P	48.26	55.40
2x21P	50.80	57.94
2x22P	53.34	60.48
2x23P	55.88	63.02
2x24P	58.42	65.56
2x25P	60.96	68.10
2x26P	63.50	70.64
2x27P	66.04	73.18
2x28P	68.58	75.72
2x29P	71.12	78.26
2x30P	73.66	80.80
2x31P	76.20	83.34
2x32P	78.74	85.88

Unit: mm

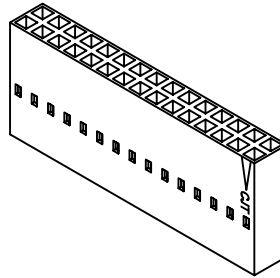


A2547HF-2xXP

2.54mm Pitch Dual Row Housing

Reference Informations:

- *Material:PBT,UL94V-0
- *Suitable CJT A2547-T(-L) A2547M-T(-L) A2547-T-C(-L) A2547-T-D series Terminal
- *Mates with CJT A2547WV,WR,WVC,WRC-2xXP series Wafer or A2541WV,WR-2xXP series Wafer
- *Color:Black



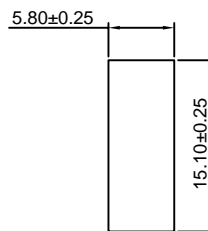
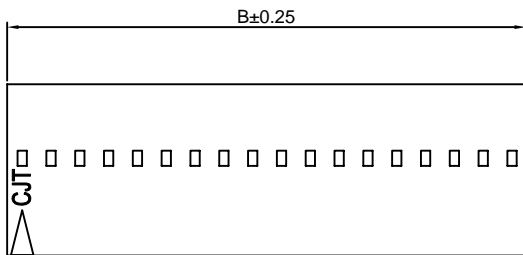
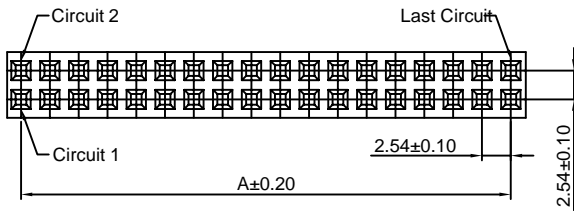
Ordering Information:

- A2547HF-2xXP - ***
- | | |
|---|---|
| 1 | 2 |
|---|---|
- 1.Part No.
 - 2.Material:
(Blank):PBT,UL94V-0
GWT:PBT,UL94V-0,GWT 750°C

Ordering Information & Dimensions:

PART NO.	Dimensions	
	A	B
2x2P	2.54	5.05
2x3P	5.08	7.59
2x4P	7.62	10.13
2x5P	10.16	12.67
2x6P	12.70	15.21
2x7P	15.24	17.75
2x8P	17.78	20.29
2x9P	20.32	22.83
2x10P	22.86	25.37
2x11P	25.40	27.91
2x12P	27.94	30.45
2x13P	30.48	32.99
2x14P	33.02	35.53
2x15P	35.56	38.07
2x16P	38.10	40.61
2x17P	40.64	43.15
2x18P	43.18	45.69
2x19P	45.72	48.23
2x20P	48.26	50.77
2x21P	50.80	53.31
2x22P	53.34	55.85
2x23P	55.88	58.39
2x24P	58.42	60.93
2x25P	60.96	63.47
2x26P	63.50	66.01
2x27P	66.04	68.55
2x28P	68.58	71.09
2x29P	71.12	73.63
2x30P	73.66	76.17
2x31P	76.20	78.71
2x32P	78.74	81.25

Unit: mm

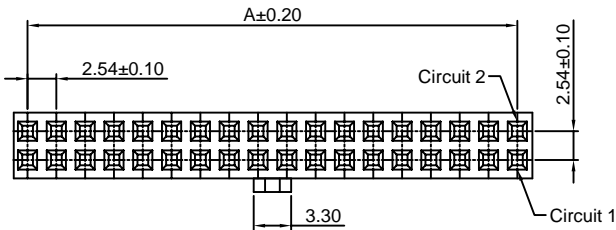
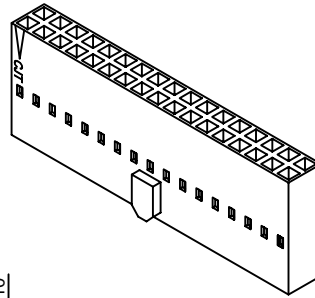


A2547HG-2xXP

2.54mm Pitch Dual Row Housing

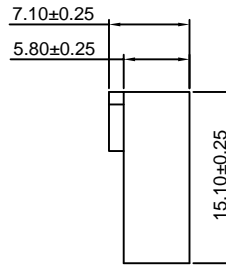
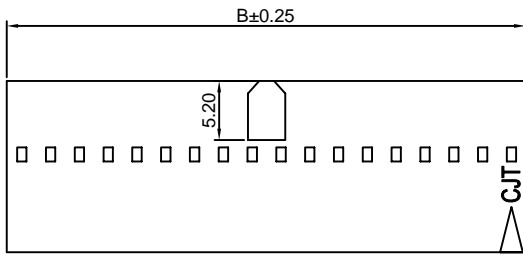
Reference Informations:

- *Material:PBT,UL94V-0
- *Suitable CJT A2547-T(-L) A2547-T-C(-L) A2547-T-D series Terminal
- *Mates with CJT A2547WV,WR-2xXP series Wafer
- *Color:Black



Ordering Information:

- A2547HG-2xXP - ***
- | | |
|---|---|
| 1 | 2 |
|---|---|
- Part No.
 - Material:
(Blank):PBT,UL94V-0
GWT :PBT,UL94V-0 GWT 750 °C



Ordering Information & Dimensions:

PART NO.	Dimensions	
	A	B
2x3P	5.08	7.59
2x4P	7.62	10.13
2x5P	10.16	12.67
2x6P	12.70	15.21
2x7P	15.24	17.75
2x8P	17.78	20.29
2x9P	20.32	22.83
2x10P	22.86	25.37
2x11P	25.40	27.91
2x12P	27.94	30.45
2x13P	30.48	32.99
2x14P	33.02	35.53
2x15P	35.56	38.07
2x16P	38.10	40.61
2x17P	40.64	43.15
2x18P	43.18	45.69
2x19P	45.72	48.23
2x20P	48.26	50.77
2x21P	50.80	53.31
2x22P	53.34	55.85
2x23P	55.88	58.39
2x24P	58.42	60.93
2x25P	60.96	63.47
2x26P	63.50	66.01
2x27P	66.04	68.55
2x28P	68.58	71.09
2x29P	71.12	73.63
2x30P	73.66	76.17
2x31P	76.20	78.71
2x32P	78.74	81.25

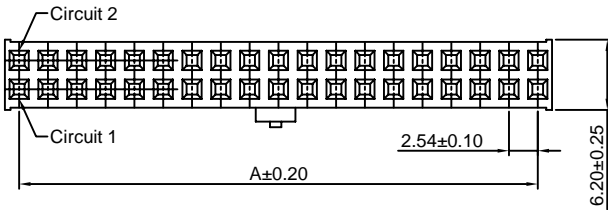
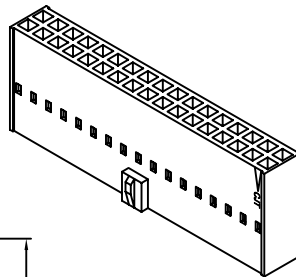
Unit: mm

A2547HJ-2xXP

2.54mm Pitch Dual Row Housing

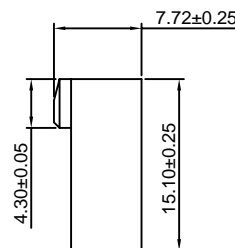
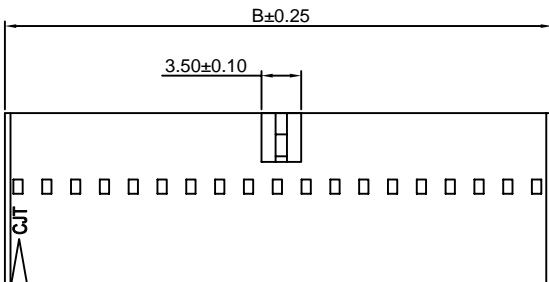
Reference Informations:

- *Material:PBT,UL94V-0
- *Suitable CJT A2547-T(-L) A2547-T-C(-L) A2547-T-D series Terminal
- *Mates with CJT A2547WVB,WRB-2xXP(-A) A2547WVB-S-2xXP(-A) series Dual row Wafer
- *Color:Black



Ordering Information:

- A2547HJ-2xXP - ***
- | | |
|---|---|
| 1 | 2 |
|---|---|
- Part No.
 - Material:
(Blank):PBT,UL94V-0
GWT:PBT,UL94V-0 GWT 750 °C



Ordering Information & Dimensions:

PART NO.	Dimensions	
	A	B
2x3P	5.08	7.59
2x4P	7.62	10.13
2x5P	10.16	12.67
2x6P	12.70	15.21
2x7P	15.24	17.75
2x8P	17.78	20.29
2x9P	20.32	22.83
2x10P	22.86	25.37
2x11P	25.40	27.91
2x12P	27.94	30.45
2x13P	30.48	32.99
2x14P	33.02	35.53
2x15P	35.56	38.07
2x16P	38.10	40.61
2x17P	40.64	43.15
2x18P	43.18	45.69
2x19P	45.72	48.23
2x20P	48.26	50.77
2x21P	50.80	53.31
2x22P	53.34	55.85
2x23P	55.88	58.39
2x24P	58.42	60.93
2x25P	60.96	63.47
2x26P	63.50	66.01
2x27P	66.04	68.55
2x28P	68.58	71.09
2x29P	71.12	73.63
2x30P	73.66	76.17
2x31P	76.20	78.71
2x32P	78.74	81.25

Unit: mm

A2547HJ-XP

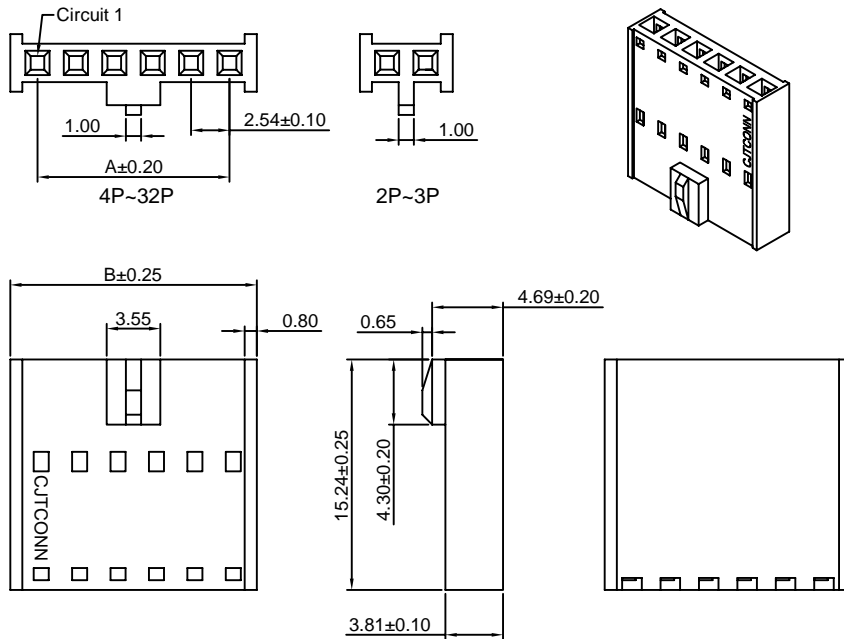
2.54mm Pitch Single Row Housing

Reference Informations:

- *Material:PBT,UL94V-0
- *Suitable CJT A2547-T(-L) A2547-T-C(-L) A2547-T-D series Terminal
- *Mates with CJT A2547WVB,WRB-XP series Single Row Wafer
- *Color:Black

Ordering Information:

- A2547HJ-XP - ***
 $\frac{1}{2}$
- Part No.
 - Material:
 (Blank):PBT,UL94V-0
 GWT:PBT,UL94V-0,GWT 750 °C



Ordering Information & Dimensions:

PART NO.	Dimensions	
	A	B
2P	2.54	6.14
3P	5.08	8.68
4P	7.62	11.22
5P	10.16	13.76
6P	12.70	16.30
7P	15.24	18.84
8P	17.78	21.38
9P	20.32	23.92
10P	22.86	26.46
11P	25.40	29.00
12P	27.94	31.54
13P	30.48	34.08
14P	33.02	36.62
15P	35.56	39.16
16P	38.10	41.70
17P	40.64	44.24
18P	43.18	46.78
19P	45.72	49.32
20P	48.26	51.86
21P	50.80	54.40
22P	53.34	56.94
23P	55.88	59.48
24P	58.42	62.02
25P	60.96	64.56
26P	63.50	67.10
27P	66.04	69.64
28P	68.58	72.18
29P	71.12	74.72
30P	73.66	77.26
31P	76.20	79.80
32P	78.74	82.34

Unit: mm

A2547HK-2xXP

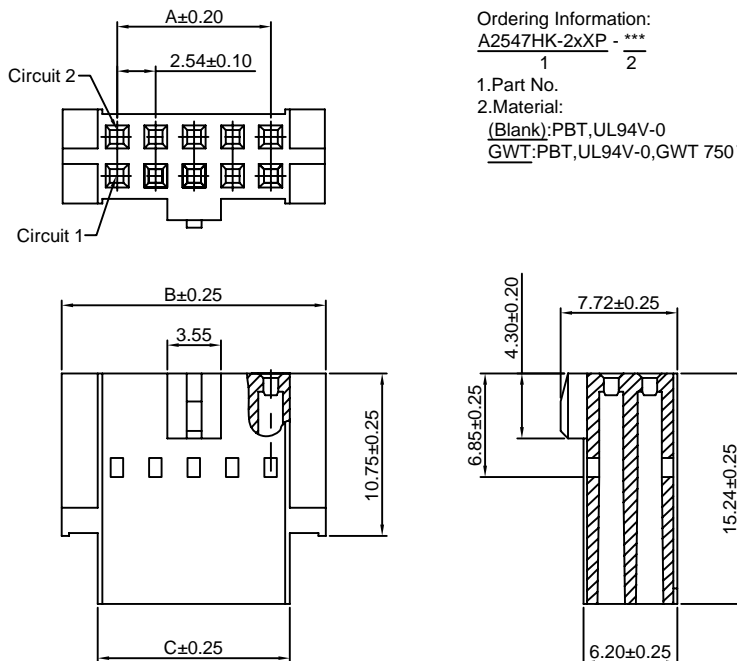
2.54mm Pitch Dual Row Housing

Reference Informations:

- *Material: PBT,UL94V-0
- *Suitable CJT A2547-T(-L) A2547-T-C(-L) A2547-T-D series Terminal
- *Mates with CJT A2547WV,WR-2xXP-L series Dual row Wafer
- *Color:Black

Ordering Information:

- A2547HK-2xXP - ***
 $\frac{1}{2}$
- Part No.
 - Material:
 (Blank):PBT,UL94V-0
 GWT:PBT,UL94V-0,GWT 750 °C



Ordering Information & Dimensions:

PART NO.	Dimensions		
	A	B	C
2x4P	7.62	14.93	10.16
2x5P	10.16	17.47	12.70
2x6P	12.70	20.01	15.24
2x7P	15.24	22.55	17.78
2x8P	17.78	25.09	20.32
2x9P	20.32	27.63	22.86
2x10P	22.86	30.17	25.40
2x11P	25.40	32.71	27.94
2x12P	27.94	35.25	30.48
2x13P	30.48	37.79	33.02
2x14P	33.02	40.33	35.56
2x15P	35.56	42.87	38.10
2x16P	38.10	45.41	40.64
2x17P	40.64	47.95	43.18
2x18P	43.18	50.49	45.72
2x19P	45.72	53.03	48.26
2x20P	48.26	55.57	50.80
2x21P	50.80	58.11	53.34
2x22P	53.34	60.65	55.88
2x23P	55.88	63.19	58.42
2x24P	58.42	65.73	60.96
2x25P	60.96	68.27	63.50
2x26P	63.50	70.81	66.04
2x27P	66.04	73.35	68.58
2x28P	68.58	75.89	71.12
2x29P	71.12	78.43	73.66
2x30P	73.66	80.97	76.20
2x31P	76.20	83.51	78.74
2x32P	78.74	86.05	81.28

Unit: mm

A2547HL-2xXP

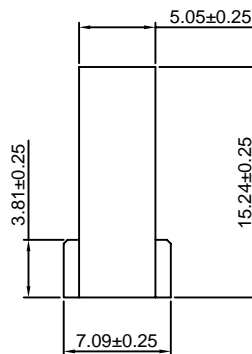
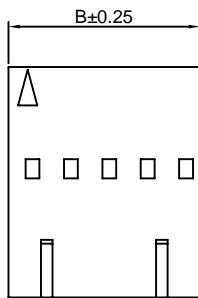
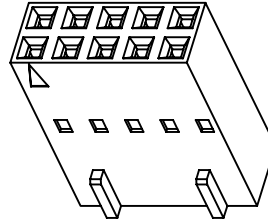
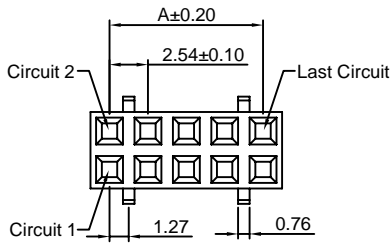
2.54mm Pitch Dual Row Housing

Reference Informations:

- *Material: PBT,UL94V-0
- *Suitable CJT A2547 series Terminal
- *Mates with CJT A2547 series Wafer
- *Color:Black

Ordering Information:

- A2547HL-2xXP - ***
 $\frac{1}{2}$
 1.Part No.
 2.Material:
 (Blank):PBT,UL94V-0
 GWT:PBT,UL94V-0 GWT 750°C



Ordering Information & Dimensions:

PART NO.	Dimensions	
	A	B
2x2P	2.54	5.05
2x3P	5.08	7.59
2x4P	7.62	10.13
2x5P	10.16	12.67
2x6P	12.70	15.21
2x7P	15.24	17.75
2x8P	17.78	20.29
2x9P	20.32	22.83
2x10P	22.86	25.37
2x11P	25.40	27.91
2x12P	27.94	30.45
2x13P	30.48	32.99
2x14P	33.02	35.53
2x15P	35.56	38.07
2x16P	38.10	40.61
2x17P	40.64	43.15
2x18P	43.18	45.69
2x19P	45.72	48.23
2x20P	48.26	50.77
2x21P	50.80	53.31
2x22P	53.34	55.85
2x23P	55.88	58.39
2x24P	58.42	60.93
2x25P	60.96	63.47
2x26P	63.50	66.01
2x27P	66.04	68.55
2x28P	68.58	71.09
2x29P	71.12	73.63
2x30P	73.66	76.17
2x31P	76.20	78.71
2x32P	78.74	81.25

Unit: mm

A2547HP-2xXP

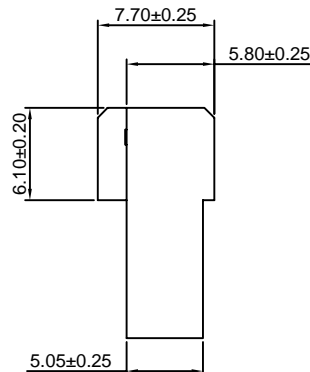
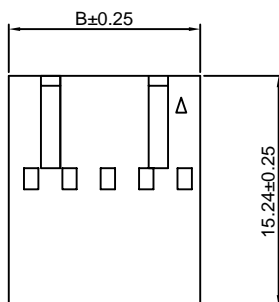
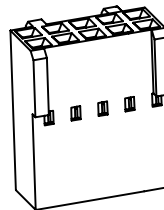
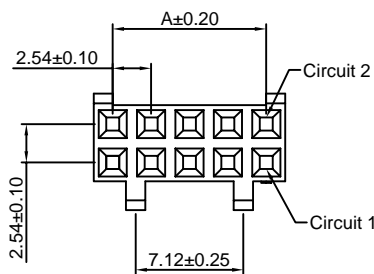
2.54mm Pitch Dual Row Housing

Reference Informations:

- *Material: PBT,UL94V-0
- *Suitable CJT A2547 series Terminal
- *Mates with CJT A2547 series Wafer
- *Color:Black

Ordering Information:

- A2547HP-2xXP - ***
 $\frac{1}{2}$
 1.Part No.
 2.Material:
 (Blank):PBT,UL94V-0
 GWT:PBT,UL94V-0 GWT 750°C



Ordering Information & Dimensions:

PART NO.	Dimensions	
	A	B
2x2P	2.54	5.05
2x3P	5.08	7.59
2x4P	7.62	10.13
2x5P	10.16	12.67
2x6P	12.70	15.21
2x7P	15.24	17.75
2x8P	17.78	20.29
2x9P	20.32	22.83
2x10P	22.86	25.37
2x11P	25.40	27.91
2x12P	27.94	30.45
2x13P	30.48	32.99
2x14P	33.02	35.53
2x15P	35.56	38.07
2x16P	38.10	40.61
2x17P	40.64	43.15
2x18P	43.18	45.69
2x19P	45.72	48.23
2x20P	48.26	50.77
2x21P	50.80	53.31
2x22P	53.34	55.85
2x23P	55.88	58.39
2x24P	58.42	60.93
2x25P	60.96	63.47
2x26P	63.50	66.01
2x27P	66.04	68.55
2x28P	68.58	71.09
2x29P	71.12	73.63
2x30P	73.66	76.17
2x31P	76.20	78.71
2x32P	78.74	81.25

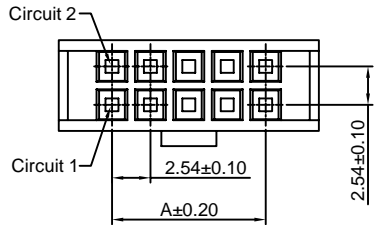
Unit: mm

A2547HS-2xXP

2.54mm Pitch Dual Row Housing

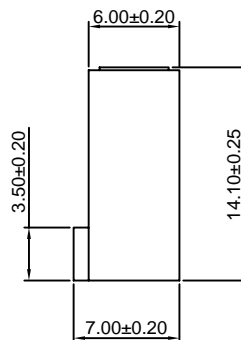
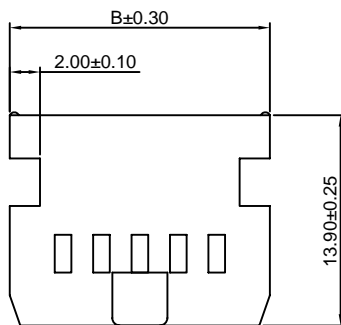
Reference Informations:

- *Material:PBT,UL94V-0
- *Suitable CJT A2547-T(-L) A2547-T-C(-L) A2547-T-D series Terminal
- *Mates with CJT A2547WV,WR,WVC,WRC-2xXP series Wafer
- *Color:Black



Ordering Information:

- A2547HS-2xXP - ***
 1 2
 1.Part No.
 2.Material:
 (Blank):PBT,UL94V-0
 GWT:PBT,UL94V-0,GWT 750°C



Ordering Information & Dimensions:

PART NO.	Dimensions	
	A	B
2x5P	10.16	17.25
2x6P	12.70	19.79
2x7P	15.24	22.33
2x8P	17.78	24.87
2x9P	20.32	27.41
2x10P	22.86	29.95
2x11P	25.40	32.49
2x12P	27.94	35.03
2x13P	30.48	37.57
2x14P	33.02	40.11
2x15P	35.56	42.65
2x16P	38.10	45.19
2x17P	40.64	47.73
2x18P	43.18	50.27
2x19P	45.72	52.81
2x20P	48.26	55.35
2x21P	50.80	57.89
2x22P	53.34	60.43
2x23P	55.88	62.97
2x24P	58.42	65.51
2x25P	60.96	68.05
2x26P	63.50	70.59
2x27P	66.04	73.13
2x28P	68.58	75.67
2x29P	71.12	78.21
2x30P	73.66	80.75
2x31P	76.20	83.29
2x32P	78.74	85.83

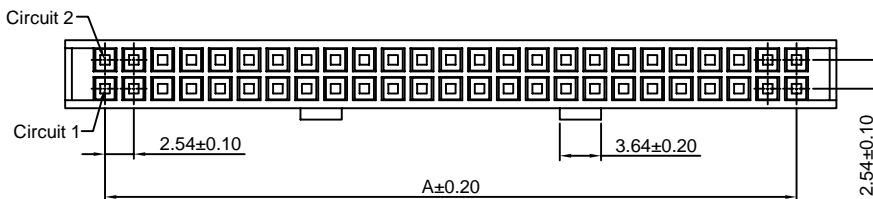
Unit: mm

A2547HSA-2xXP

2.54mm Pitch Dual Row Housing

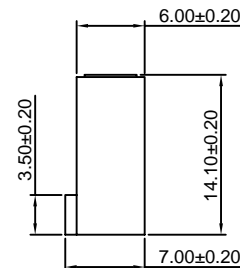
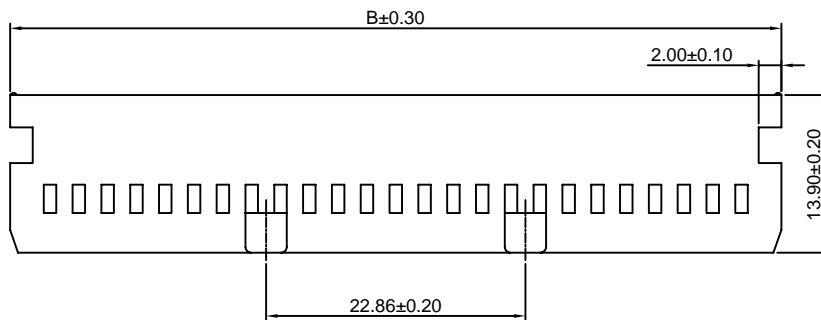
Reference Informations:

- *Material:PBT,UL94V-0
- *Suitable CJT A2547-T(-L) A2547-T-C(-L) A2547-T-D series Terminal
- *Mates with CJT A2547WVA,WRA-2xXP series Wafer
- *Color:Black



Ordering Information:

- A2547HSA-2xXP - ***
 1 2
 1.Part No.
 2.Material:
 (Blank):PBT,UL94V-0
 GWT:PBT,UL94V-0,GWT 750°C



Ordering Information & Dimensions:

PART NO.	Dimensions	
	A	B
2x25P	60.96	68.05
2x30P	73.66	80.75
2x32P	78.74	85.83

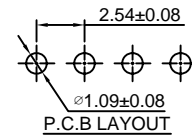
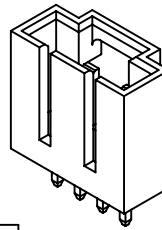
Unit: mm

A2547WV-XP

2.54mm Pitch 180° Wafer

Reference Informations:

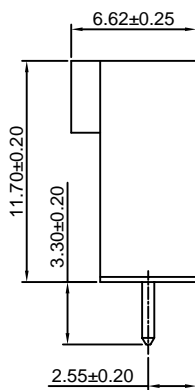
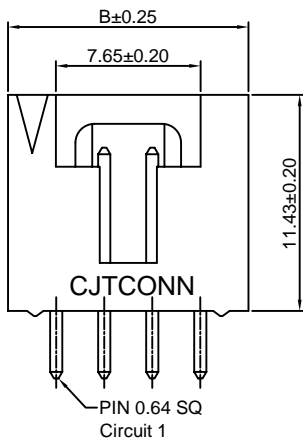
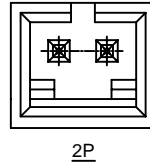
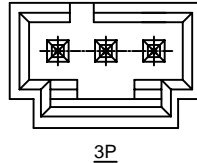
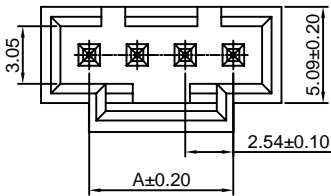
- *Material: Pin: Brass/Gold over Nickel
Insulator: PBT, UL94V-0
- *Mates with CJT A2547H-XP(-2,-3), A2547HA, HB-XP, A2550H-XP-(A, A1, A2, A3H, B, H, G, M, M1, M2), A2541H-XP series Housing
- *Color: Black



Ordering Information & Dimensions:

PART NO.	Dimensions	
	A	B
2P	2.54	7.62
3P	5.08	10.16
4P	7.62	12.70
5P	10.16	15.24
6P	12.70	17.78
7P	15.24	20.32
8P	17.78	22.86
9P	20.32	25.40
10P	22.86	27.94
11P	25.40	30.48
12P	27.94	33.02
13P	30.48	35.56
14P	33.02	38.10
15P	35.56	40.64
16P	38.10	43.18
17P	40.64	45.72
18P	43.18	48.26
19P	45.72	50.80
20P	48.26	53.34
21P	50.80	55.88
22P	53.34	58.42
23P	55.88	60.96
24P	58.42	63.50
25P	60.96	66.04

Unit: mm



Ordering Information:
A2547WV-XP - *** - ***
1 2 3

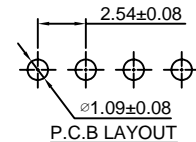
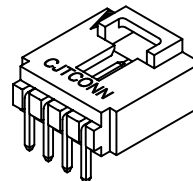
- Part No.
- Material:
(Blank): PBT, UL94V-0
6T: Nylon 6T, UL94V-0
GWT: PBT, UL94V-0, GWT 750°C
- Finish:
(blank): Gold-flash
G15: 15µin (0.38µm) MIN. Select Gold (Mating Area)
100µin (2.54µm) MIN. Select Tin
G30: 30µin (0.76µm) MIN. Select Gold (Mating Area)
100µin (2.54µm) MIN. Select Tin
T: Tin over Nickel

A2547WR-XP

2.54mm Pitch 90° Wafer

Reference Informations:

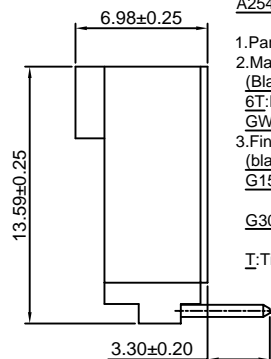
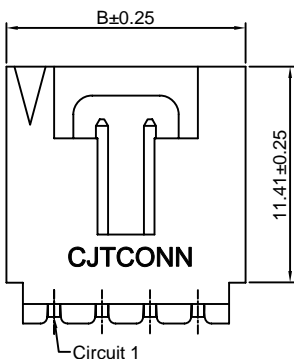
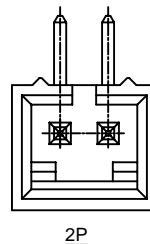
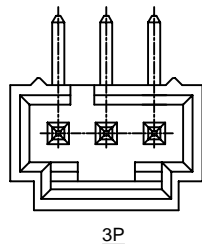
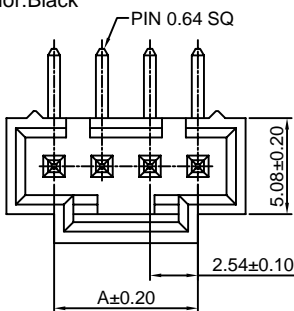
- *Material: Pin: Brass/Gold over Nickel
Insulator: PBT, UL94V-0
- *Mates with CJT A2547H-XP(-2,-3), A2547HA, HB-XP, A2550H-XP-(A, A1, A2, A3H, B, H, G, M, M1, M2), A2541H-XP series Housing
- *Color: Black



Ordering Information & Dimensions:

PART NO.	Dimensions	
	A	B
2P	2.54	7.62
3P	5.08	10.16
4P	7.62	12.70
5P	10.16	15.24
6P	12.70	17.78
7P	15.24	20.32
8P	17.78	22.86
9P	20.32	25.40
10P	22.86	27.94
11P	25.40	30.48
12P	27.94	33.02
13P	30.48	35.56
14P	33.02	38.10
15P	35.56	40.64
16P	38.10	43.18
17P	40.64	45.72
18P	43.18	48.26
19P	45.72	50.80
20P	48.26	53.34
21P	50.80	55.88
22P	53.34	58.42
23P	55.88	60.96
24P	58.42	63.50
25P	60.96	66.04

Unit: mm



Ordering Information:
A2547WR-XP - *** - ***
1 2 3

- Part No.
- Material:
(Blank): PBT, UL94V-0
6T: Nylon 6T, UL94V-0
GWT: PBT, UL94V-0, GWT 750°C
- Finish:
(blank): Gold-flash
G15: 15µin (0.38µm) MIN. Select Gold (Mating Area)
100µin (2.54µm) MIN. Select Tin
G30: 30µin (0.76µm) MIN. Select Gold (Mating Area)
100µin (2.54µm) MIN. Select Tin
T: Tin over Nickel

A2547WR-XP-2

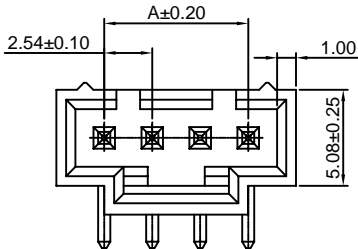
2.54mm Pitch 90° Wafer

Reference Informations:

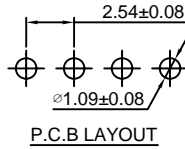
- *Material: Pin: Brass/Gold over Nickel
Insulator: PBT, UL94V-0
- *Mates with CJT A2547H-XP(-2,-3), A2547HA, HB-XP, A2550H-XP-(A, A1, A2, A3H, B, H, G, M, M1, M2), A2541H-XP series Housing
- *Color: Black

Ordering Information:
A2547WR-XP-2 - *** - ***
1 2 3

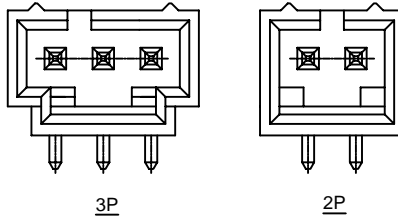
- Part No.
- Material:
(Blank): PBT, UL94V-0
6T: Nylon 6T, UL94V-0
GWT: PBT, UL94V-0, GWT 750°C
- Finish:
(blank): Gold-flash
G15: 15µin (0.38µm) MIN. Select Gold (Mating Area)
100µin (2.54µm) MIN. Select Tin
G30: 30µin (0.76µm) MIN. Select Gold (Mating Area)
100µin (2.54µm) MIN. Select Tin
T: Tin over Nickel



4P-25P

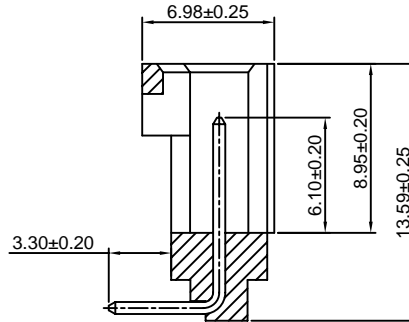
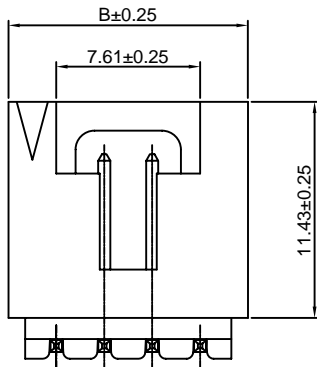


P.C.B LAYOUT



3P

2P



Ordering Information & Dimensions:

PART NO.	Dimensions	
	A	B
2P	2.54	7.62
3P	5.08	10.16
4P	7.62	12.70
5P	10.16	15.24
6P	12.70	17.78
7P	15.24	20.32
8P	17.78	22.86
9P	20.32	25.40
10P	22.86	27.94
11P	25.40	30.48
12P	27.94	33.02
13P	30.48	35.56
14P	33.02	38.10
15P	35.56	40.64

Unit: mm

A2547WV-S-XP

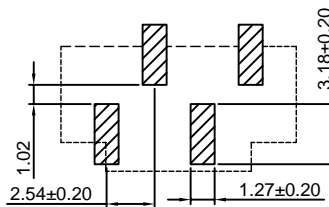
2.54mm Pitch 180° Wafer - SMT TYPE

Reference Informations:

- *Material: Pin: Brass/Gold over Nickel
Insulator: LCP, UL94V-0
- *Mates with CJT A2547H-XP(-2,-3), A2547HA, HB-XP, A2550H-XP-(A, A1, A2, A3H, B, H, G, M, M1, M2), A2541H-XP series Housing
- *Color: Black

Ordering Information:
A2547WV-S-XP - *** - ***
1 2 3

- Part No.
- Material:
(Blank): LCP, UL94V-0
6T: Nylon 6T, UL94V-0
GWT: LCP, UL94V-0, GWT 750°C
- Finish:
(blank): Gold-flash
G15: 15µin (0.38µm) MIN. Select Gold (Mating Area)
100µin (2.54µm) MIN. Select Tin
G30: 30µin (0.76µm) MIN. Select Gold (Mating Area)
100µin (2.54µm) MIN. Select Tin
T: Tin over Nickel

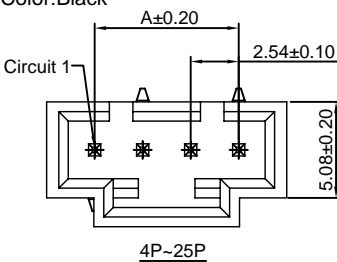


P.C.B LAYOUT

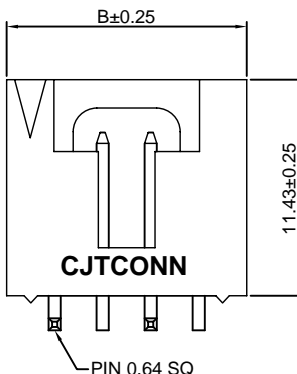
Ordering Information & Dimensions:

PART NO.	Dimensions	
	A	B
3P	5.08	10.16
4P	7.62	12.70
5P	10.16	15.24
6P	12.70	17.78
7P	15.24	20.32
8P	17.78	22.86
9P	20.32	25.40
10P	22.86	27.94
11P	25.40	30.48
12P	27.94	33.02
13P	30.48	35.56
14P	33.02	38.10
15P	35.56	40.64
16P	38.10	43.18
17P	40.64	45.72
18P	43.18	48.26
19P	45.72	50.80
20P	48.26	53.34
21P	50.80	55.88
22P	53.34	58.42
23P	55.88	60.96
24P	58.42	63.50
25P	60.96	66.04

Unit: mm

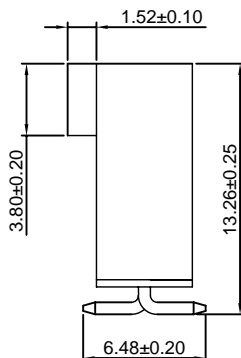


4P-25P



CJTCONN

PIN 0.64 SQ



3P

A2547WR-F-XP

2.54mm Pitch 90° Wafer With Peg

Reference Informations:

- *Material: Pin: Brass/Gold over Nickel
Insulator: PBT, UL94V-0
- *Mates with CJT A2547H-XP(-2,-3), A2547HA, HB-XP, A2550H-XP-(A, A1, A2, A3H, B, H, G, M, M1, M2), A2541H-XP series Housing
- *Color: Black

Ordering Information:

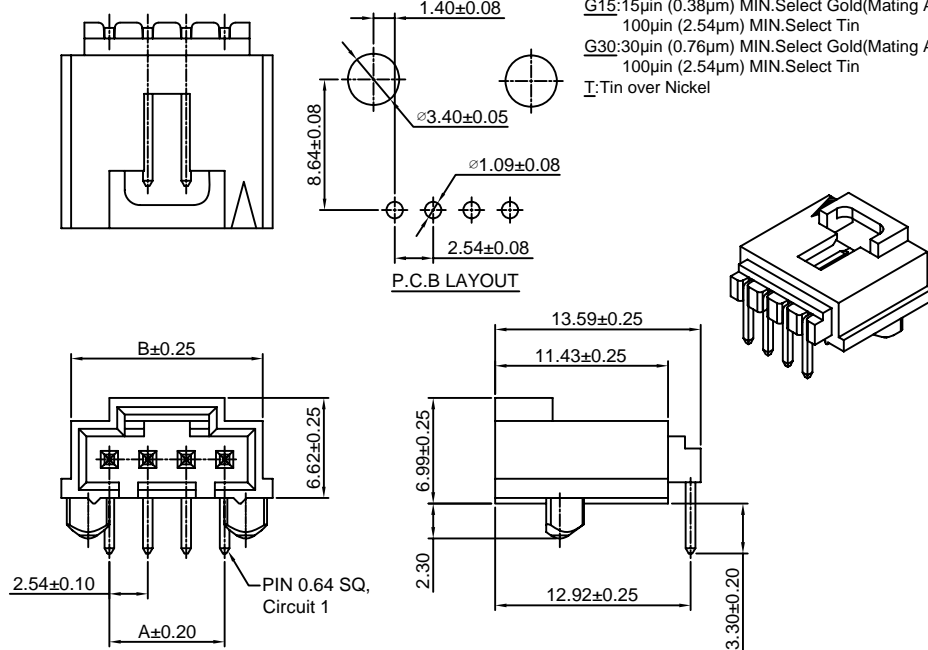
A2547WR-F-XP - *** - ***
1 2 3

- Part No.
- Material:
(Blank): PBT, UL94V-0
6T: Nylon 6T, UL94V-0
GWT: PBT, UL94V-0, GWT 750°C
- Finish:
(blank): Gold-flash
G15: 15µin (0.38µm) MIN. Select Gold (Mating Area)
100µin (2.54µm) MIN. Select Tin
G30: 30µin (0.76µm) MIN. Select Gold (Mating Area)
100µin (2.54µm) MIN. Select Tin
T: Tin over Nickel

Ordering Information & Dimensions:

PART NO.	Dimensions	
	A	B
2P	2.54	7.62
3P	5.08	10.16
4P	7.62	12.70
5P	10.16	15.24
6P	12.70	17.78
7P	15.24	20.32
8P	17.78	22.86
9P	20.32	25.40
10P	22.86	27.94
11P	25.40	30.48
12P	27.94	33.02
13P	30.48	35.56
14P	33.02	38.10
15P	35.56	40.64
16P	38.10	43.18
17P	40.64	45.72
18P	43.18	48.26
19P	45.72	50.80
20P	48.26	53.34
21P	50.80	55.88
22P	53.34	58.42
23P	55.88	60.96
24P	58.42	63.50
25P	60.96	66.04

Unit: mm



A2547WR-S-F-XP

2.54mm Pitch 90° Wafer-SMT TYPE

Reference Informations:

- *Material: Pin: Brass/Gold over Nickel
Insulator: Nylon 6T, UL94V-0
- *Mates with CJT A2547H-XP(-2,-3), A2547HA, HB-XP, A2550H-XP-(A, A1, A2, A3H, B, H, G, M, M1, M2), A2541H-XP series Housing
- *Color: Black

Ordering Information:

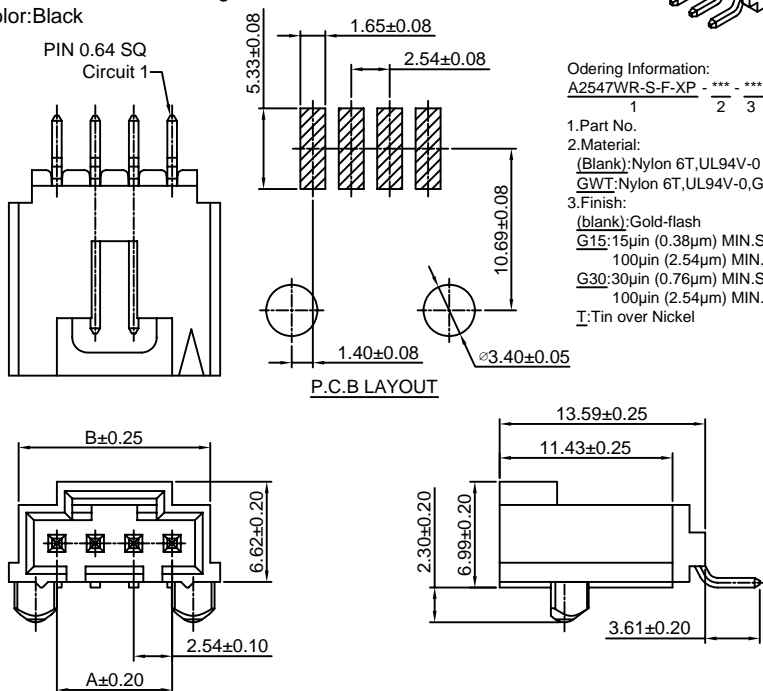
A2547WR-S-F-XP - *** - ***
1 2 3

- Part No.
- Material:
(Blank): Nylon 6T, UL94V-0
GWT: Nylon 6T, UL94V-0, GWT 750°C
- Finish:
(blank): Gold-flash
G15: 15µin (0.38µm) MIN. Select Gold (Mating Area)
100µin (2.54µm) MIN. Select Tin
G30: 30µin (0.76µm) MIN. Select Gold (Mating Area)
100µin (2.54µm) MIN. Select Tin
T: Tin over Nickel

Ordering Information & Dimensions:

PART NO.	Dimensions	
	A	B
2P	2.54	7.62
3P	5.08	10.16
4P	7.62	12.70
5P	10.16	15.24
6P	12.70	17.78
7P	15.24	20.32
8P	17.78	22.86
9P	20.32	25.40
10P	22.86	27.94
11P	25.40	30.48
12P	27.94	33.02
13P	30.48	35.56
14P	33.02	38.10
15P	35.56	40.64
16P	38.10	43.18
17P	40.64	45.72
18P	43.18	48.26
19P	45.72	50.80
20P	48.26	53.34
21P	50.80	55.88
22P	53.34	58.42
23P	55.88	60.96
24P	58.42	63.50
25P	60.96	66.04

Unit: mm



A2547WVA-XP

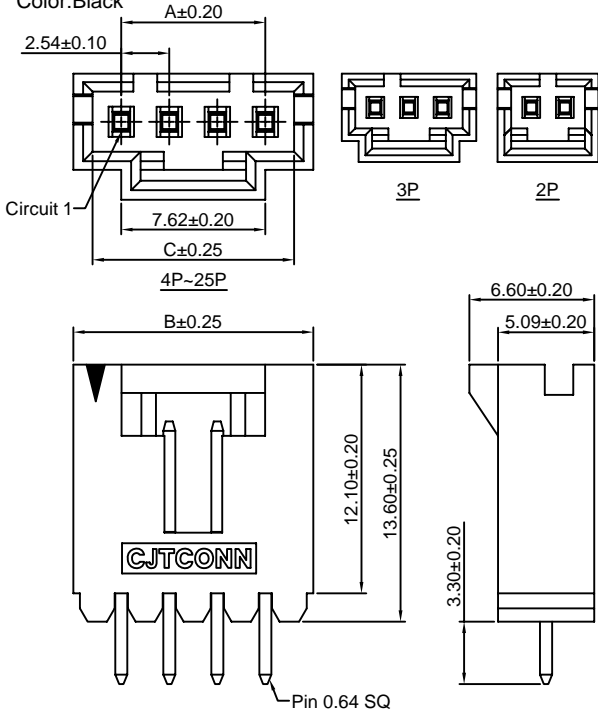
2.54mm Pitch 180° Wafer

Reference Informations:

*Material:Pin:Brass/Tin over Nickel
Insulator:PBT,UL94V-0

*Mates with CJT A2547H-XP(-2,-3),A2547HA,HB-XP, A2550H-XP-(A,A1,A2,A3H,B,H,G,M,M1,M2), A2541H-XP series Housing

*Color:Black



Ordering Information:

A2547WVA-XP - *** - ***
1 2 3

1.Part No.

2.Material:

(Blank):PBT,UL94V-0

6T:Nylon 6T,UL94V-0

GWT:PBT,UL94V-0,GWT 750 °C

3.Finish:

(Blank):Tin over Nickel

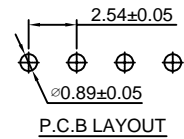
G:Gold-flash

G15:15 μ m (0.38 μ m) MIN.Select Gold(Mating Area)

100 μ m (2.54 μ m) MIN.Select Tin

G30:30 μ m (0.76 μ m) MIN.Select Gold(Mating Area)

100 μ m (2.54 μ m) MIN.Select Tin



Ordering Information & Dimensions:

PART NO.	Dimensions		
	A	B	C
2P	2.54	7.62	5.59
3P	5.08	10.16	8.13
4P	7.62	12.70	10.67
5P	10.16	15.24	13.21
6P	12.70	17.78	15.75
7P	15.24	20.32	18.29
8P	17.78	22.86	20.83
9P	20.32	25.40	23.37
10P	22.86	27.94	25.91
11P	25.40	30.48	28.45
12P	27.94	33.02	30.99
13P	30.48	35.56	33.53
14P	33.02	38.10	36.07
15P	35.56	40.64	38.61
16P	38.10	43.18	41.15
17P	40.64	45.72	43.69
18P	43.18	48.26	46.23
19P	45.72	50.80	48.77
20P	48.26	53.34	51.31
21P	50.80	55.88	53.85
22P	53.34	58.42	56.39
23P	55.88	60.96	58.93
24P	58.42	63.50	61.47
25P	60.96	66.04	64.01

Unit: mm

A2547WRA-XP

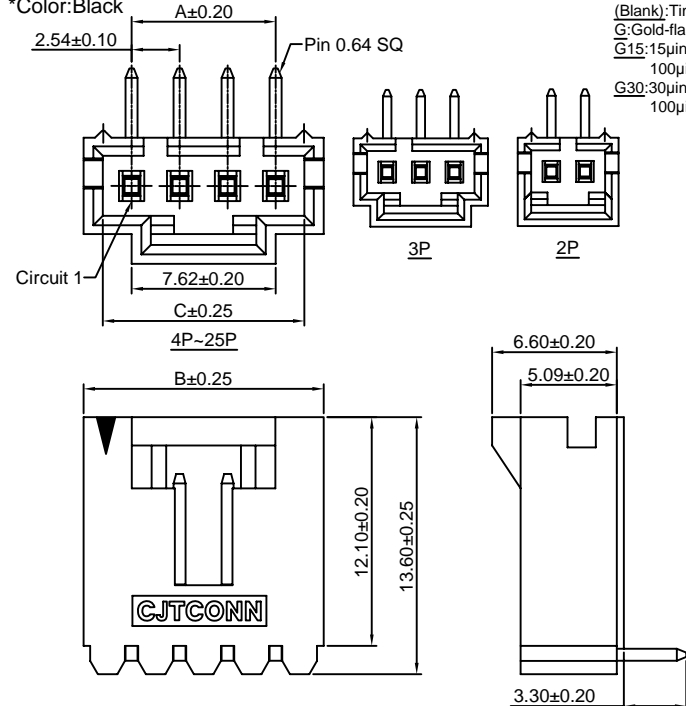
2.54mm Pitch 90° Wafer

Reference Informations:

*Material:Pin:Brass/Tin over Nickel
Insulator:PBT,UL94V-0

*Mates with CJT A2547H-XP(-2,-3),A2547HA,HB-XP, A2550H-XP-(A,A1,A2,A3H,B,H,G,M,M1,M2), A2541H-XP series Housing

*Color:Black



Ordering Information:

A2547WRA-XP - *** - ***
1 2 3

1.Part No.

2.Material:

(Blank):PBT,UL94V-0

6T:Nylon 6T,UL94V-0

GWT:PBT,UL94V-0,GWT 750 °C

3.Finish:

(Blank):Tin over Nickel

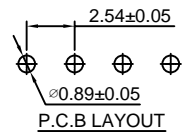
G:Gold-flash

G15:15 μ m (0.38 μ m) MIN.Select Gold(Mating Area)

100 μ m (2.54 μ m) MIN.Select Tin

G30:30 μ m (0.76 μ m) MIN.Select Gold(Mating Area)

100 μ m (2.54 μ m) MIN.Select Tin



Ordering Information & Dimensions:

PART NO.	Dimensions		
	A	B	C
2P	2.54	7.62	5.59
3P	5.08	10.16	8.13
4P	7.62	12.70	10.67
5P	10.16	15.24	13.21
6P	12.70	17.78	15.75
7P	15.24	20.32	18.29
8P	17.78	22.86	20.83
9P	20.32	25.40	23.37
10P	22.86	27.94	25.91
11P	25.40	30.48	28.45
12P	27.94	33.02	30.99
13P	30.48	35.56	33.53
14P	33.02	38.10	36.07
15P	35.56	40.64	38.61
16P	38.10	43.18	41.15
17P	40.64	45.72	43.69
18P	43.18	48.26	46.23
19P	45.72	50.80	48.77
20P	48.26	53.34	51.31
21P	50.80	55.88	53.85
22P	53.34	58.42	56.39
23P	55.88	60.96	58.93
24P	58.42	63.50	61.47
25P	60.96	66.04	64.01

Unit: mm

A2547WVA-F1-XP

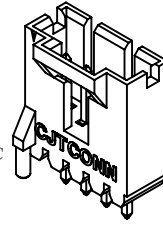
2.54mm Pitch 180° Wafer

Reference Informations:

- *Material: Pin: Brass/Tin over Nickel
Insulator: PBT, UL94V-0
- *Mates with CJT A2547H-XP(-2,-3), A2547HA, HB-XP, A2550H-XP-(A,A1,A2,A3H,B,H,G,M,M1,M2), A2541H-XP series Housing
- *Color: Black

Ordering Information:
A2547WVA-F1-XP - *** - ***
1 2 3

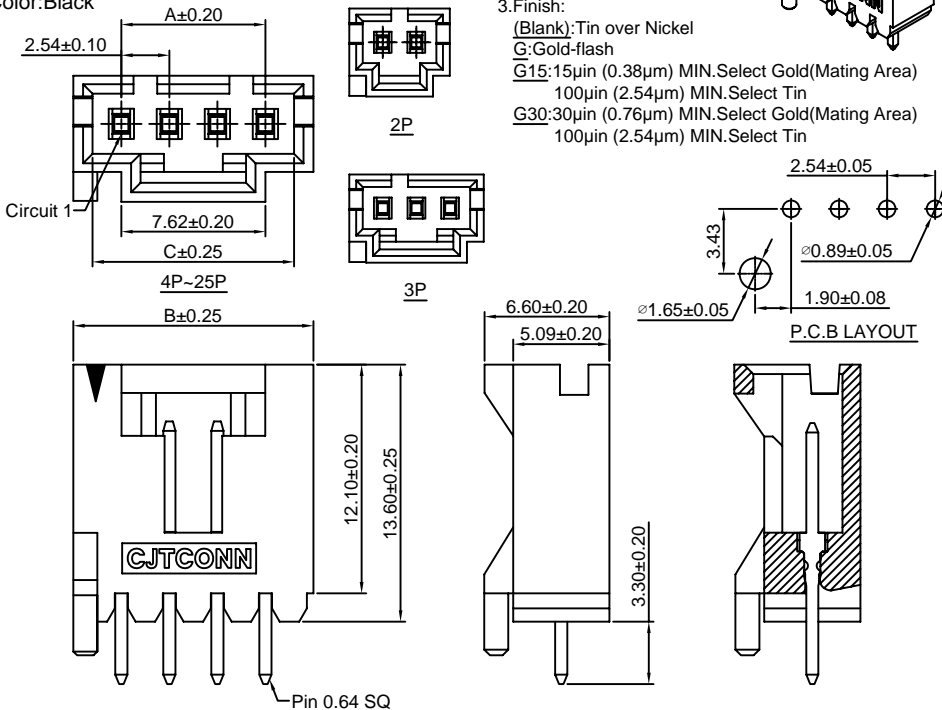
1. Part No.
2. Material:
(Blank): PBT, UL94V-0
6T: Nylon 6T, UL94V-0
GWT: PBT, UL94V-0, GWT 750°C
3. Finish:
(Blank): Tin over Nickel
G: Gold-flash
G15: 15µin (0.38µm) MIN. Select Gold (Mating Area)
100µin (2.54µm) MIN. Select Tin
G30: 30µin (0.76µm) MIN. Select Gold (Mating Area)
100µin (2.54µm) MIN. Select Tin



Ordering Information & Dimensions:

PART NO.	Dimensions		
	A	B	C
2P	2.54	7.62	5.59
3P	5.08	10.16	8.13
4P	7.62	12.70	10.67
5P	10.16	15.24	13.21
6P	12.70	17.78	15.75
7P	15.24	20.32	18.29
8P	17.78	22.86	20.83
9P	20.32	25.40	23.37
10P	22.86	27.94	25.91
11P	25.40	30.48	28.45
12P	27.94	33.02	30.99
13P	30.48	35.56	33.53
14P	33.02	38.10	36.07
15P	35.56	40.64	38.61
16P	38.10	43.18	41.15
17P	40.64	45.72	43.69
18P	43.18	48.26	46.23
19P	45.72	50.80	48.77
20P	48.26	53.34	51.31
21P	50.80	55.88	53.85
22P	53.34	58.42	56.39
23P	55.88	60.96	58.93
24P	58.42	63.50	61.47
25P	60.96	66.04	64.01

Unit: mm



A2547WRA-F1-XP

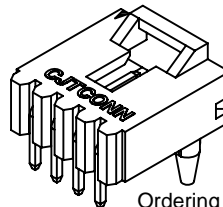
2.54mm Pitch 90° Wafer

Reference Informations:

- *Material: Pin: Brass/Tin over Nickel
Insulator: PBT, UL94V-0
- *Mates with CJT A2547H-XP(-2,-3), A2547HA, HB-XP, A2550H-XP-(A,A1,A2,A3H,B,H,G,M,M1,M2), A2541H-XP series Housing
- *Color: Black

Ordering Information:
A2547WRA-F1-XP - *** - ***
1 2 3

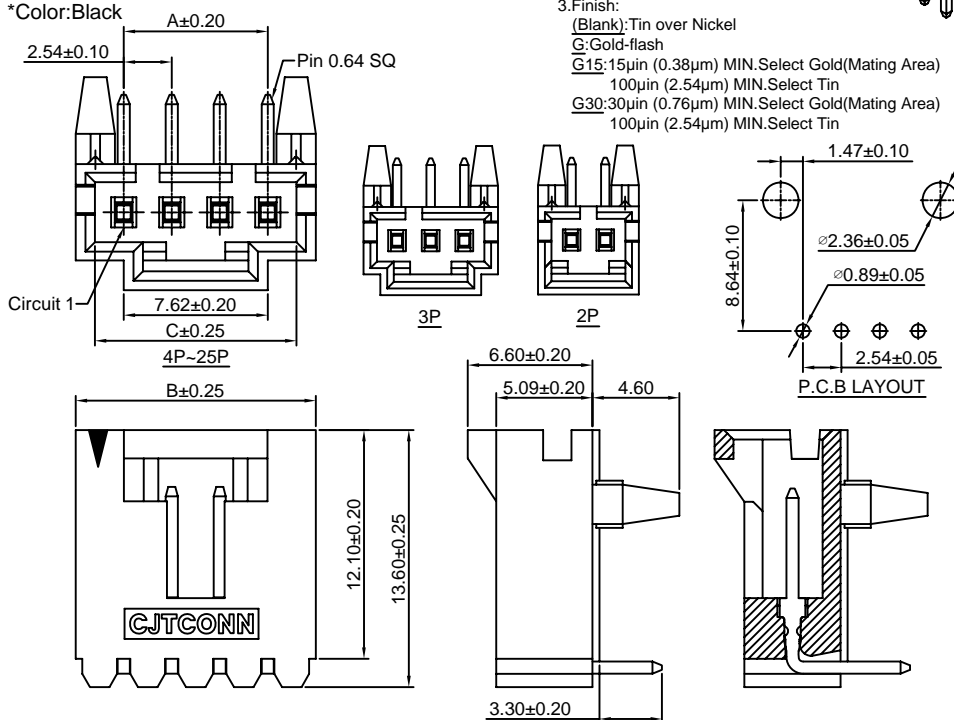
1. Part No.
2. Material:
(Blank): PBT, UL94V-0
6T: Nylon 6T, UL94V-0
GWT: PBT, UL94V-0, GWT 750°C
3. Finish:
(Blank): Tin over Nickel
G: Gold-flash
G15: 15µin (0.38µm) MIN. Select Gold (Mating Area)
100µin (2.54µm) MIN. Select Tin
G30: 30µin (0.76µm) MIN. Select Gold (Mating Area)
100µin (2.54µm) MIN. Select Tin



Ordering Information & Dimensions:

PART NO.	Dimensions		
	A	B	C
2P	2.54	7.62	5.59
3P	5.08	10.16	8.13
4P	7.62	12.70	10.67
5P	10.16	15.24	13.21
6P	12.70	17.78	15.75
7P	15.24	20.32	18.29
8P	17.78	22.86	20.83
9P	20.32	25.40	23.37
10P	22.86	27.94	25.91
11P	25.40	30.48	28.45
12P	27.94	33.02	30.99
13P	30.48	35.56	33.53
14P	33.02	38.10	36.07
15P	35.56	40.64	38.61
16P	38.10	43.18	41.15
17P	40.64	45.72	43.69
18P	43.18	48.26	46.23
19P	45.72	50.80	48.77
20P	48.26	53.34	51.31
21P	50.80	55.88	53.85
22P	53.34	58.42	56.39
23P	55.88	60.96	58.93
24P	58.42	63.50	61.47
25P	60.96	66.04	64.01

Unit: mm

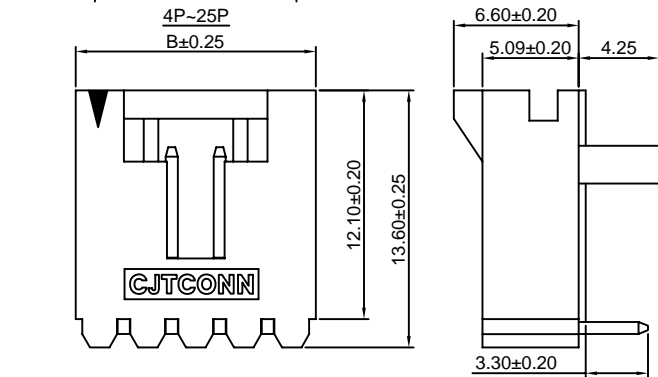
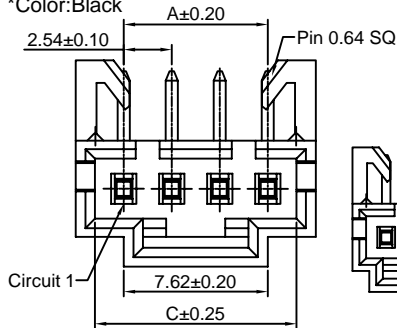


A2547WRA-FJ-XP

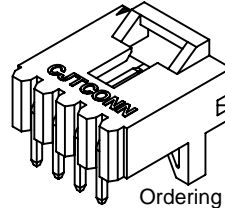
2.54mm Pitch 90° Wafer

Reference Informations:

- *Material: Pin: Brass/Tin over Nickel
Insulator: PBT, UL94V-0
- *Mates with CJT A2547H-XP(-2,-3), A2547HA, HB-XP, A2550H-XP-(A,A1,A2,A3H,B,H,G,M,M1,M2), A2541H-XP series Housing
- *Color: Black



- Odering Information:
A2547WRA-FJ-XP - *** - ***
1 2 3
- Part No.
 - Material:
(Blank): PBT, UL94V-0
6T: Nylon 6T, UL94V-0
GWT: PBT, UL94V-0, GWT 750°C
 - Finish:
(Blank): Tin over Nickel
G: Gold-flash
G15: 15µin (0.38µm) MIN. Select Gold (Mating Area)
100µin (2.54µm) MIN. Select Tin
G30: 30µin (0.76µm) MIN. Select Gold (Mating Area)
100µin (2.54µm) MIN. Select Tin



Ordering Information & Dimensions:

PART NO.	Dimensions		
	A	B	C
2P	2.54	7.62	5.59
3P	5.08	10.16	8.13
4P	7.62	12.70	10.67
5P	10.16	15.24	13.21
6P	12.70	17.78	15.75
7P	15.24	20.32	18.29
8P	17.78	22.86	20.83
9P	20.32	25.40	23.37
10P	22.86	27.94	25.91
11P	25.40	30.48	28.45
12P	27.94	33.02	30.99
13P	30.48	35.56	33.53
14P	33.02	38.10	36.07
15P	35.56	40.64	38.61
16P	38.10	43.18	41.15
17P	40.64	45.72	43.69
18P	43.18	48.26	46.23
19P	45.72	50.80	48.77
20P	48.26	53.34	51.31
21P	50.80	55.88	53.85
22P	53.34	58.42	56.39
23P	55.88	60.96	58.93
24P	58.42	63.50	61.47
25P	60.96	66.04	64.01

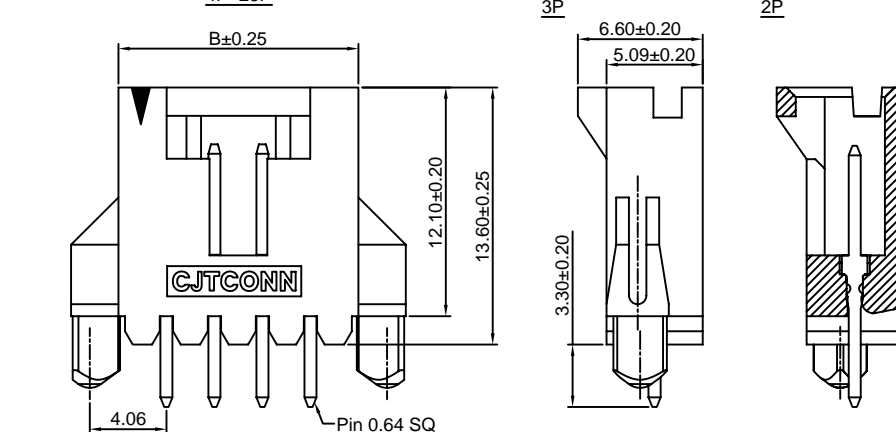
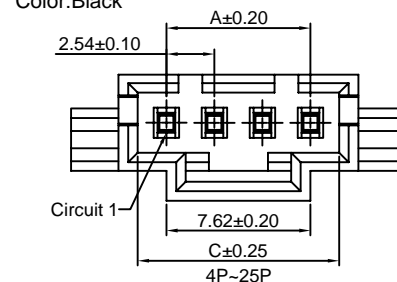
Unit: mm

A2547WVA-F-XP

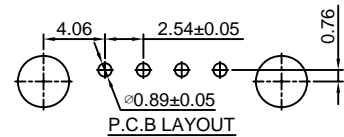
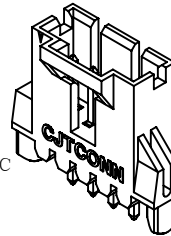
2.54mm Pitch 180° Wafer

Reference Informations:

- *Material: Pin: Brass/Tin over Nickel
Insulator: PBT, UL94V-0
- *Mates with CJT A2547H-XP(-2,-3), A2547HA, HB-XP, A2550H-XP-(A,A1,A2,A3H,B,H,G,M,M1,M2), A2541H-XP series Housing
- *Color: Black



- Odering Information:
A2547WVA-F-XP - *** - ***
1 2 3
- Part No.
 - Material:
(Blank): PBT, UL94V-0
6T: Nylon 6T, UL94V-0
GWT: PBT, UL94V-0, GWT 750°C
 - Finish:
(Blank): Tin over Nickel
G: Gold-flash
G15: 15µin (0.38µm) MIN. Select Gold (Mating Area)
100µin (2.54µm) MIN. Select Tin
G30: 30µin (0.76µm) MIN. Select Gold (Mating Area)
100µin (2.54µm) MIN. Select Tin



Ordering Information & Dimensions:

PART NO.	Dimensions		
	A	B	C
2P	2.54	7.62	5.59
3P	5.08	10.16	8.13
4P	7.62	12.70	10.67
5P	10.16	15.24	13.21
6P	12.70	17.78	15.75
7P	15.24	20.32	18.29
8P	17.78	22.86	20.83
9P	20.32	25.40	23.37
10P	22.86	27.94	25.91
11P	25.40	30.48	28.45
12P	27.94	33.02	30.99
13P	30.48	35.56	33.53
14P	33.02	38.10	36.07
15P	35.56	40.64	38.61
16P	38.10	43.18	41.15
17P	40.64	45.72	43.69
18P	43.18	48.26	46.23
19P	45.72	50.80	48.77
20P	48.26	53.34	51.31
21P	50.80	55.88	53.85
22P	53.34	58.42	56.39
23P	55.88	60.96	58.93
24P	58.42	63.50	61.47
25P	60.96	66.04	64.01

Unit: mm

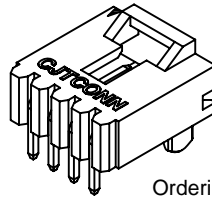
A2547WRA-F-XP

2.54mm Pitch 90° Wafer

Reference Informations:

- *Material:Pin:Brass/Tin over Nickel
Insulator:PBT,UL94V-0
- *Mates with CJT A2547H-XP(-2,-3),A2547HA,HB-XP, A2550H-XP-(A,A1,A2,A3H,B,H,G,M,M1,M2), A2541H-XP series Housing
- *Color:Black

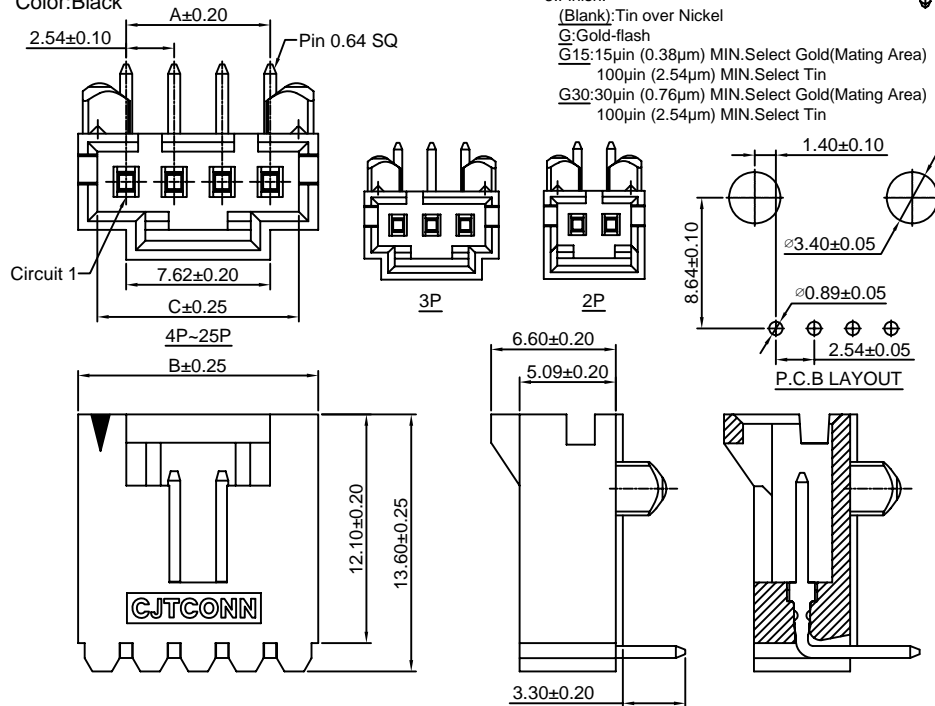
- Odering Information:
A2547WRA-F-XP - *** - ***
1 2 3
- 1.Part No.
 - 2.Material:
(Blank):PBT,UL94V-0
6T:Nylon 6T,UL94V-0
GWT:PBT,UL94V-0,GWT 750°C
 - 3.Finish:
(Blank):Tin over Nickel
G:Gold-flash
G15:15µin (0.38µm) MIN.Select Gold(Mating Area)
100µin (2.54µm) MIN.Select Tin
G30:30µin (0.76µm) MIN.Select Gold(Mating Area)
100µin (2.54µm) MIN.Select Tin



Ordering Information & Dimensions:

PART NO.	Dimensions		
	A	B	C
2P	2.54	7.62	5.59
3P	5.08	10.16	8.13
4P	7.62	12.70	10.67
5P	10.16	15.24	13.21
6P	12.70	17.78	15.75
7P	15.24	20.32	18.29
8P	17.78	22.86	20.83
9P	20.32	25.40	23.37
10P	22.86	27.94	25.91
11P	25.40	30.48	28.45
12P	27.94	33.02	30.99
13P	30.48	35.56	33.53
14P	33.02	38.10	36.07
15P	35.56	40.64	38.61
16P	38.10	43.18	41.15
17P	40.64	45.72	43.69
18P	43.18	48.26	46.23
19P	45.72	50.80	48.77
20P	48.26	53.34	51.31
21P	50.80	55.88	53.85
22P	53.34	58.42	56.39
23P	55.88	60.96	58.93
24P	58.42	63.50	61.47
25P	60.96	66.04	64.01

Unit: mm



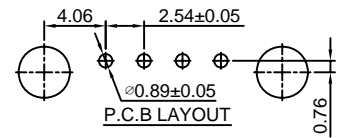
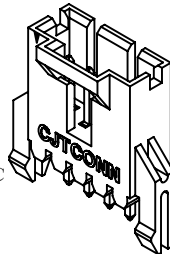
A2547WVA-F2-XP

2.54mm Pitch 180° Wafer

Reference Informations:

- *Material:Pin:Brass/Tin over Nickel
Insulator:PBT,UL94V-0
- *Mates with CJT A2547H-XP(-2,-3),A2547HA,HB-XP, A2550H-XP-(A,A1,A2,A3H,B,H,G,M,M1,M2), A2541H-XP series Housing
- *Color:Black

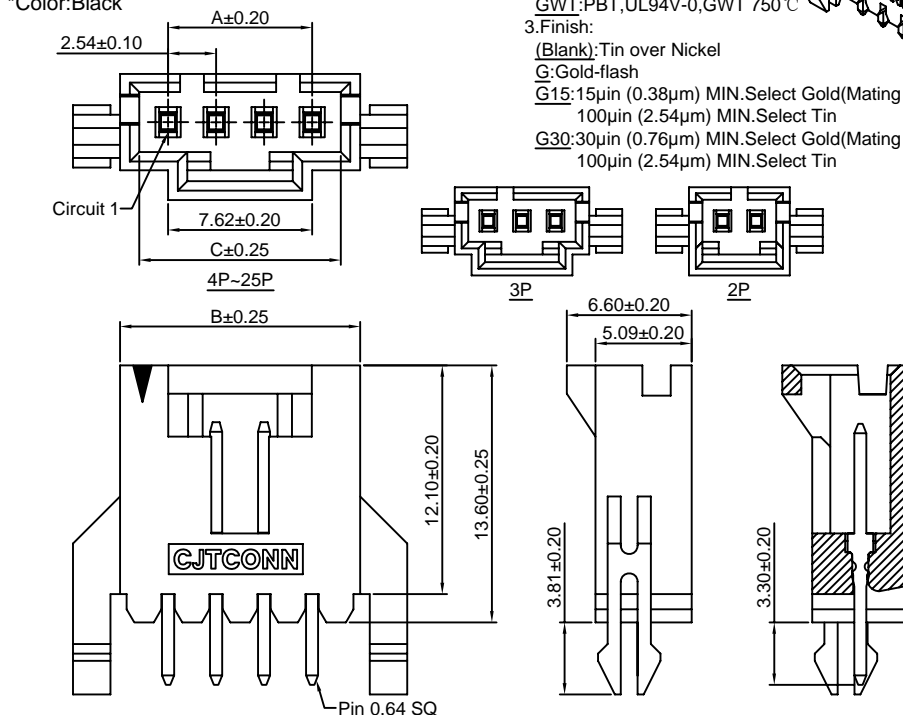
- Odering Information:
A2547WVA-F2-XP - *** - ***
1 2 3
- 1.Part No.
 - 2.Material:
(Blank):PBT,UL94V-0
6T:Nylon 6T,UL94V-0
GWT:PBT,UL94V-0,GWT 750°C
 - 3.Finish:
(Blank):Tin over Nickel
G:Gold-flash
G15:15µin (0.38µm) MIN.Select Gold(Mating Area)
100µin (2.54µm) MIN.Select Tin
G30:30µin (0.76µm) MIN.Select Gold(Mating Area)
100µin (2.54µm) MIN.Select Tin



Ordering Information & Dimensions:

PART NO.	Dimensions		
	A	B	C
2P	2.54	7.62	5.59
3P	5.08	10.16	8.13
4P	7.62	12.70	10.67
5P	10.16	15.24	13.21
6P	12.70	17.78	15.75
7P	15.24	20.32	18.29
8P	17.78	22.86	20.83
9P	20.32	25.40	23.37
10P	22.86	27.94	25.91
11P	25.40	30.48	28.45
12P	27.94	33.02	30.99
13P	30.48	35.56	33.53
14P	33.02	38.10	36.07
15P	35.56	40.64	38.61
16P	38.10	43.18	41.15
17P	40.64	45.72	43.69
18P	43.18	48.26	46.23
19P	45.72	50.80	48.77
20P	48.26	53.34	51.31
21P	50.80	55.88	53.85
22P	53.34	58.42	56.39
23P	55.88	60.96	58.93
24P	58.42	63.50	61.47
25P	60.96	66.04	64.01

Unit: mm



A2547WRA-F2-XP

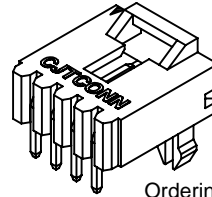
2.54mm Pitch 90° Wafer

Reference Informations:

- *Material: Pin: Brass/Tin over Nickel
Insulator: PBT, UL94V-0
- *Mates with CJT A2547H-XP(-2,-3), A2547HA, HB-XP, A2550H-XP-(A,A1,A2,A3H,B,H,G,M,M1,M2), A2541H-XP series Housing
- *Color: Black

Odering Information:
A2547WRA-F2-XP - *** - ***
1 2 3

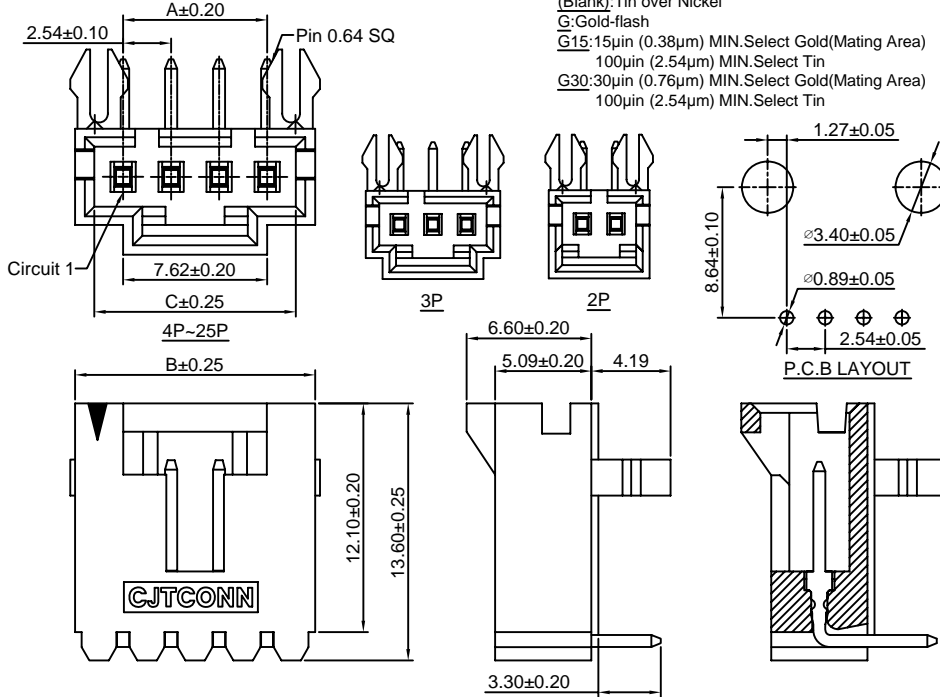
- Part No.
- Material:
(Blank): PBT, UL94V-0
6T: Nylon 6T, UL94V-0
GWT: PBT, UL94V-0, GWT 750°C
- Finish:
(Blank): Tin over Nickel
G: Gold-flash
G15: 15µin (0.38µm) MIN. Select Gold (Mating Area)
100µin (2.54µm) MIN. Select Tin
G30: 30µin (0.76µm) MIN. Select Gold (Mating Area)
100µin (2.54µm) MIN. Select Tin



Ordering Information & Dimensions:

PART NO.	Dimensions		
	A	B	C
2P	2.54	7.62	5.59
3P	5.08	10.16	8.13
4P	7.62	12.70	10.67
5P	10.16	15.24	13.21
6P	12.70	17.78	15.75
7P	15.24	20.32	18.29
8P	17.78	22.86	20.83
9P	20.32	25.40	23.37
10P	22.86	27.94	25.91
11P	25.40	30.48	28.45
12P	27.94	33.02	30.99
13P	30.48	35.56	33.53
14P	33.02	38.10	36.07
15P	35.56	40.64	38.61
16P	38.10	43.18	41.15
17P	40.64	45.72	43.69
18P	43.18	48.26	46.23
19P	45.72	50.80	48.77
20P	48.26	53.34	51.31
21P	50.80	55.88	53.85
22P	53.34	58.42	56.39
23P	55.88	60.96	58.93
24P	58.42	63.50	61.47
25P	60.96	66.04	64.01

Unit: mm



A2547WRA-S-F-XP

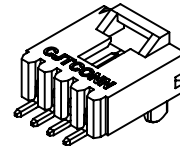
2.54mm Pitch 90° Wafer - SMT TYPE

Reference Informations:

- *Material: Pin: Brass/Tin over Nickel
Insulator: LCP, UL94V-0
- *Mates with CJT A2547H-XP(-2,-3), A2547HA, HB-XP, A2550H-XP-(A,A1,A2,A3H,B,H,G,M,M1,M2), A2541H-XP series Housing
- *Color: Black

Odering Information:
A2547WRA-S-F-XP - *** - ***
1 2 3

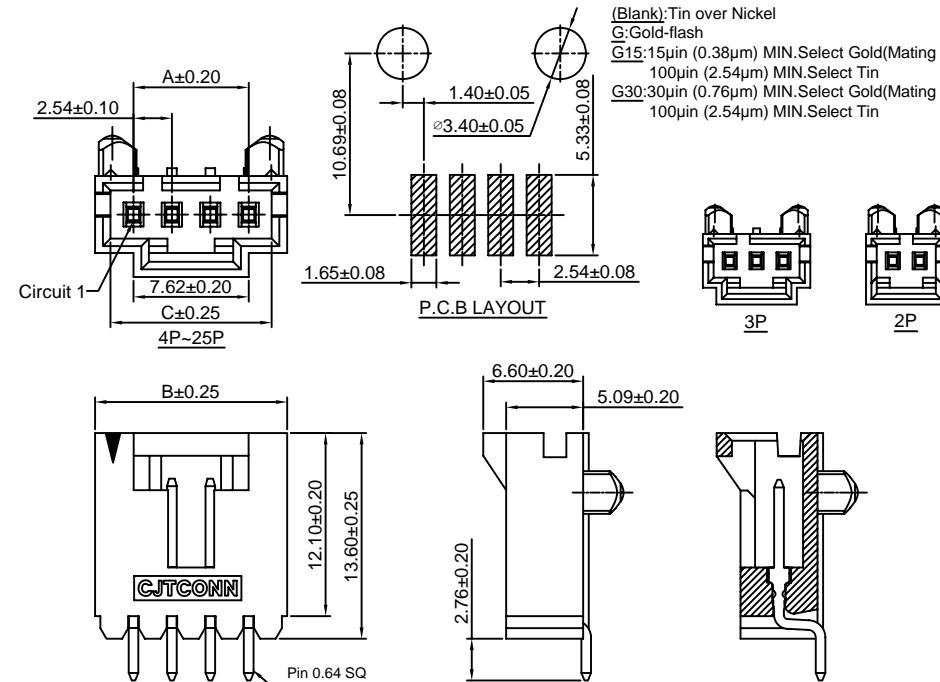
- Part No.
- Material:
(Blank): LCP, UL94V-0
6T: Nylon 6T, UL94V-0
GWT: LCP, UL94V-0, GWT 750°C
- Finish:
(Blank): Tin over Nickel
G: Gold-flash
G15: 15µin (0.38µm) MIN. Select Gold (Mating Area)
100µin (2.54µm) MIN. Select Tin
G30: 30µin (0.76µm) MIN. Select Gold (Mating Area)
100µin (2.54µm) MIN. Select Tin



Ordering Information & Dimensions:

PART NO.	Dimensions		
	A	B	C
2P	2.54	7.62	5.59
3P	5.08	10.16	8.13
4P	7.62	12.70	10.67
5P	10.16	15.24	13.21
6P	12.70	17.78	15.75
7P	15.24	20.32	18.29
8P	17.78	22.86	20.83
9P	20.32	25.40	23.37
10P	22.86	27.94	25.91
11P	25.40	30.48	28.45
12P	27.94	33.02	30.99
13P	30.48	35.56	33.53
14P	33.02	38.10	36.07
15P	35.56	40.64	38.61
16P	38.10	43.18	41.15
17P	40.64	45.72	43.69
18P	43.18	48.26	46.23
19P	45.72	50.80	48.77
20P	48.26	53.34	51.31
21P	50.80	55.88	53.85
22P	53.34	58.42	56.39
23P	55.88	60.96	58.93
24P	58.42	63.50	61.47
25P	60.96	66.04	64.01

Unit: mm



A2547WVE-XP

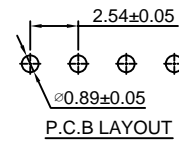
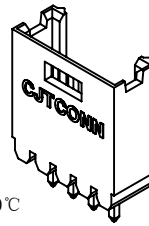
2.54mm Pitch 180° Wafer

Reference Informations:

- *Material: Pin: Brass/Tin over Nickel
Insulator: PBT, UL94V-0
- *Mates with CJT A2549H, HA-XP, A2550H-XP-C, A2550H-XP-C1, A2550H-XP-I series Housing
- *Color: Black

Ordering Information:
A2547WVE-XP - *** - ***
1 2 3

- Part No.
- Material:
(blank): PBT, UL94V-0
6T: Nylon 6T, UL94V-0
GWT: PBT, UL94V-0, GWT 750 °C
- Finish:
(Blank): Tin over Nickel
G: Gold-flash
G15: 15µin (0.38µm) MIN. Select Gold (Mating Area)
100µin (2.54µm) MIN. Select Tin
G30: 30µin (0.76µm) MIN. Select Gold (Mating Area)
100µin (2.54µm) MIN. Select Tin

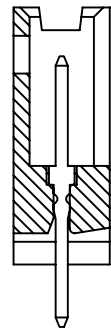
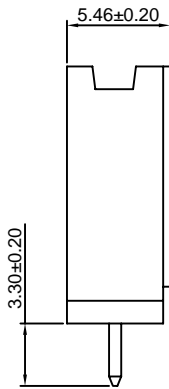
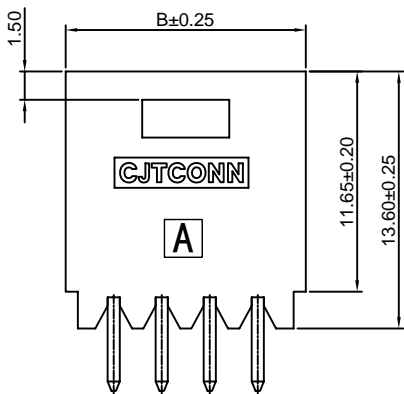
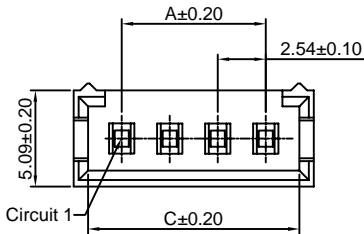


P.C.B LAYOUT

Ordering Information & Dimensions:

PART NO.	Dimensions		
	A	B	C
2P	2.54	7.62	5.59
3P	5.08	10.16	8.13
4P	7.62	12.70	10.67
5P	10.16	15.24	13.21
6P	12.70	17.78	15.75
7P	15.24	20.32	18.29
8P	17.78	22.86	20.83
9P	20.32	25.40	23.37
10P	22.86	27.94	25.91
11P	25.40	30.48	28.45
12P	27.94	33.02	30.99
13P	30.48	35.56	33.53
14P	33.02	38.10	36.07
15P	35.56	40.64	38.61
16P	38.10	43.18	41.15
17P	40.64	45.72	43.69
18P	43.18	48.26	46.23
19P	45.72	50.80	48.77
20P	48.26	53.34	51.31
21P	50.80	55.88	53.85
22P	53.34	58.42	56.39
23P	55.88	60.96	58.93
24P	58.42	63.50	61.47
25P	60.96	66.04	64.01

Unit: mm



A2547WRE-XP

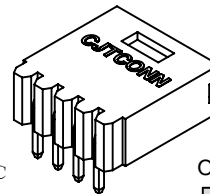
2.54mm Pitch 90° Wafer

Reference Informations:

- *Material: Pin: Brass/Tin over Nickel
Insulator: PBT, UL94V-0
- *Mates with CJT A2549H, HA-XP, A2550H-XP-C, A2550H-XP-C1, A2550H-XP-I series Housing
- *Color: Black

Ordering Information:
A2547WRE-XP - *** - ***
1 2 3

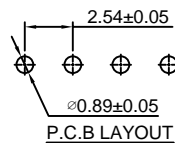
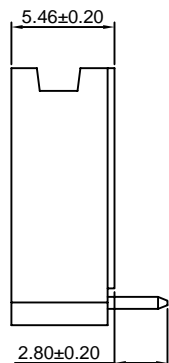
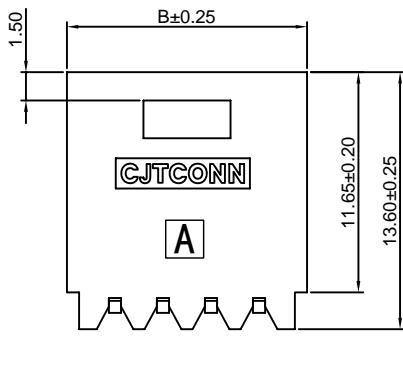
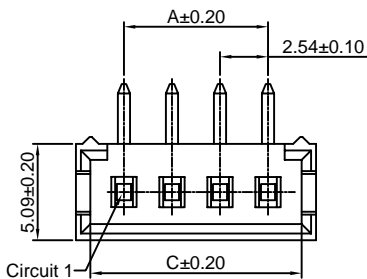
- Part No.
- Material:
(blank): PBT, UL94V-0
6T: Nylon 6T, UL94V-0
GWT: PBT, UL94V-0, GWT 750 °C
- Finish:
(Blank): Tin over Nickel
G: Gold-flash
G15: 15µin (0.38µm) MIN. Select Gold (Mating Area)
100µin (2.54µm) MIN. Select Tin
G30: 30µin (0.76µm) MIN. Select Gold (Mating Area)
100µin (2.54µm) MIN. Select Tin



Ordering Information & Dimensions:

PART NO.	Dimensions		
	A	B	C
2P	2.54	7.62	5.59
3P	5.08	10.16	8.13
4P	7.62	12.70	10.67
5P	10.16	15.24	13.21
6P	12.70	17.78	15.75
7P	15.24	20.32	18.29
8P	17.78	22.86	20.83
9P	20.32	25.40	23.37
10P	22.86	27.94	25.91
11P	25.40	30.48	28.45
12P	27.94	33.02	30.99
13P	30.48	35.56	33.53
14P	33.02	38.10	36.07
15P	35.56	40.64	38.61
16P	38.10	43.18	41.15
17P	40.64	45.72	43.69
18P	43.18	48.26	46.23
19P	45.72	50.80	48.77
20P	48.26	53.34	51.31
21P	50.80	55.88	53.85
22P	53.34	58.42	56.39
23P	55.88	60.96	58.93
24P	58.42	63.50	61.47
25P	60.96	66.04	64.01

Unit: mm



P.C.B LAYOUT

A2547WVF-XP

2.54mm Pitch 180° Wafer

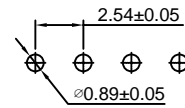
Reference Informations:

- *Material: Pin: Brass/Tin over Nickel
Insulator: PBT, UL94V-0
- *Mates with CJT A2549HD-XP series Single Row Housing
- *Color: Black

Ordering Information:

A2547WVF-XP - *** - ***
1 2 3

- Part No.
- Material:
(Blank): PBT, UL94V-0
6T: Nylon 6T, UL94V-0
GWT: PBT, UL94V-0, GWT 750°C
- Finish:
(Blank): Tin over Nickel
G: Gold-flash
G15: 15µin (0.38µm) MIN. Select Gold (Mating Area)
100µin (2.54µm) MIN. Select Tin
G30: 30µin (0.76µm) MIN. Select Gold (Mating Area)
100µin (2.54µm) MIN. Select Tin

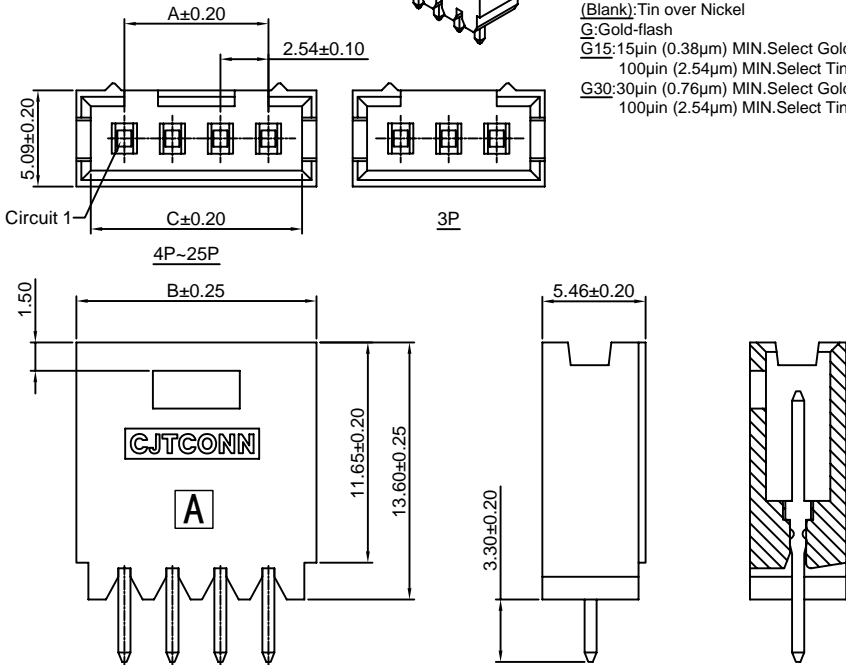


P.C.B LAYOUT

Ordering Information & Dimensions:

PART NO.	Dimensions		
	A	B	C
3P	5.08	10.16	8.13
4P	7.62	12.70	10.67
5P	10.16	15.24	13.21
6P	12.70	17.78	15.75
7P	15.24	20.32	18.29
8P	17.78	22.86	20.83
9P	20.32	25.40	23.37
10P	22.86	27.94	25.91
11P	25.40	30.48	28.45
12P	27.94	33.02	30.99
13P	30.48	35.56	33.53
14P	33.02	38.10	36.07
15P	35.56	40.64	38.61
16P	38.10	43.18	41.15
17P	40.64	45.72	43.69
18P	43.18	48.26	46.23
19P	45.72	50.80	48.77
20P	48.26	53.34	51.31
21P	50.80	55.88	53.85
22P	53.34	58.42	56.39
23P	55.88	60.96	58.93
24P	58.42	63.50	61.47
25P	60.96	66.04	64.01

Unit: mm



A2547WRF-XP

2.54mm Pitch 90° Wafer

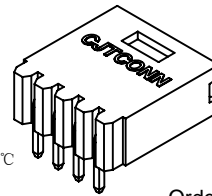
Reference Informations:

- *Material: Pin: Brass/Tin over Nickel
Insulator: PBT, UL94V-0
- *Mates with CJT A2549HD-XP series Single Row Housing
- *Color: Black

Ordering Information:

A2547WRF-XP - *** - ***
1 2 3

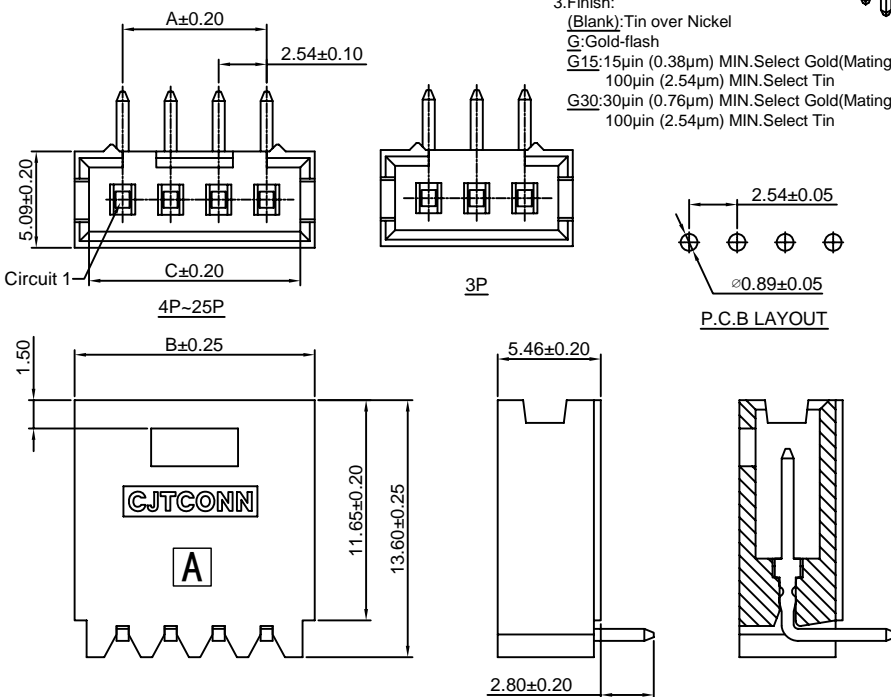
- Part No.
- Material:
(Blank): PBT, UL94V-0
6T: Nylon 6T, UL94V-0
GWT: PBT, UL94V-0, GWT 750°C
- Finish:
(Blank): Tin over Nickel
G: Gold-flash
G15: 15µin (0.38µm) MIN. Select Gold (Mating Area)
100µin (2.54µm) MIN. Select Tin
G30: 30µin (0.76µm) MIN. Select Gold (Mating Area)
100µin (2.54µm) MIN. Select Tin



Ordering Information & Dimensions:

PART NO.	Dimensions		
	A	B	C
3P	5.08	10.16	8.13
4P	7.62	12.70	10.67
5P	10.16	15.24	13.21
6P	12.70	17.78	15.75
7P	15.24	20.32	18.29
8P	17.78	22.86	20.83
9P	20.32	25.40	23.37
10P	22.86	27.94	25.91
11P	25.40	30.48	28.45
12P	27.94	33.02	30.99
13P	30.48	35.56	33.53
14P	33.02	38.10	36.07
15P	35.56	40.64	38.61
16P	38.10	43.18	41.15
17P	40.64	45.72	43.69
18P	43.18	48.26	46.23
19P	45.72	50.80	48.77
20P	48.26	53.34	51.31
21P	50.80	55.88	53.85
22P	53.34	58.42	56.39
23P	55.88	60.96	58.93
24P	58.42	63.50	61.47
25P	60.96	66.04	64.01

Unit: mm



A2547WRE-S-XP

2.54mm Pitch 90° Wafer - SMT TYPE

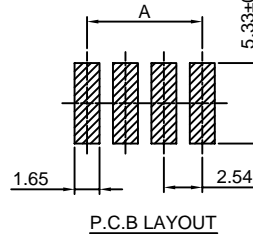
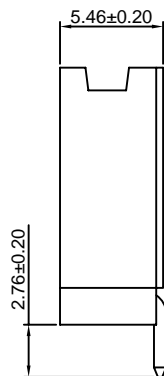
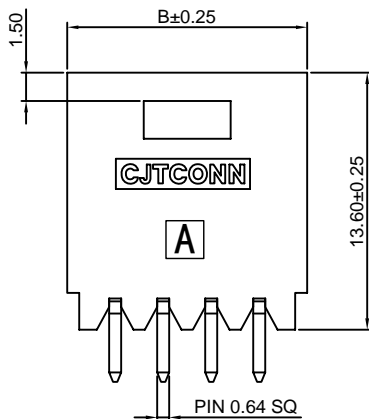
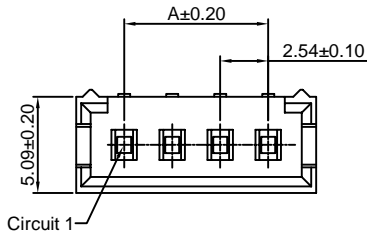
Reference Informations:

- *Material:Pin:Brass/Tin over Nickel
Insulator:LCP,UL94V-0
- *Mates with CJT A2549H,HA-XP,A2550H-XP-C,
A2550H-XP-C1 series Housing
- *Color:Black

Ordering Information:

A2547WRE-S-XP - *** - ***
1 2 3

- 1.Part No.
- 2.Material:
(Blank):LCP,UL94V-0
6T:Nylon 6T,UL94V-0
GWT:LCP,UL94V-0,GWT 750°C
- 3.Finish:
(Blank):Tin over Nickel
G:Gold-flash
G15:15µin (0.38µm) MIN.Select Gold(Mating Area)
100µin (2.54µm) MIN.Select Tin
G30:30µin (0.76µm) MIN.Select Gold(Mating Area)
100µin (2.54µm) MIN.Select Tin



Ordering Information & Dimensions:

PART NO.	Dimensions	
	A	B
2P	2.54	7.62
3P	5.08	10.16
4P	7.62	12.70
5P	10.16	15.24
6P	12.70	17.78
7P	15.24	20.32
8P	17.78	22.86
9P	20.32	25.40
10P	22.86	27.94
11P	25.40	30.48
12P	27.94	33.02
13P	30.48	35.56
14P	33.02	38.10
15P	35.56	40.64
16P	38.10	43.18
17P	40.64	45.72
18P	43.18	48.26
19P	45.72	50.80
20P	48.26	53.34
21P	50.80	55.88
22P	53.34	58.42
23P	55.88	60.96
24P	58.42	63.50
25P	60.96	66.04

Unit: mm

A2547WRF-S-XP

2.54mm Pitch 90° Wafer - SMT TYPE

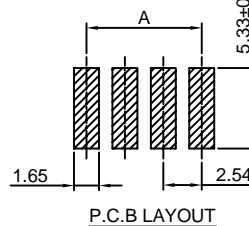
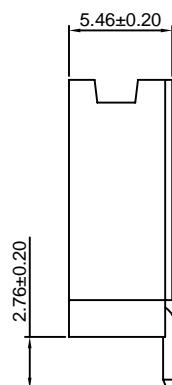
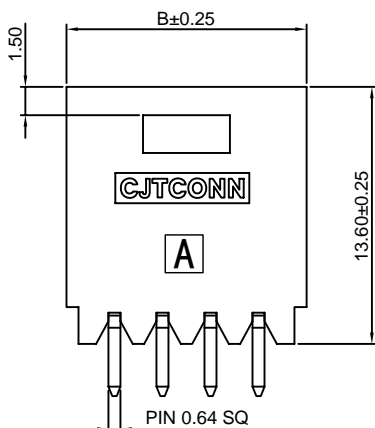
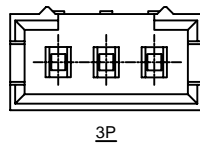
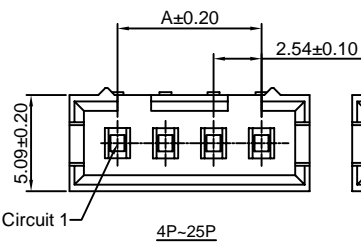
Reference Informations:

- *Material:Pin:Brass/Tin over Nickel
Insulator:LCP,UL94V-0
- *Mates with CJT A2549HD-XP series
Single Row Housing
- *Color:Black

Ordering Information:

A2547WRF-S-XP - *** - ***
1 2 3

- 1.Part No.
- 2.Material:
(Blank):LCP,UL94V-0
6T:Nylon 6T,UL94V-0
GWT:LCP,UL94V-0,GWT 750°C
- 3.Finish:
(Blank):Tin over Nickel
G:Gold-flash
G15:15µin (0.38µm) MIN.Select Gold(Mating Area)
100µin (2.54µm) MIN.Select Tin
G30:30µin (0.76µm) MIN.Select Gold(Mating Area)
100µin (2.54µm) MIN.Select Tin



Ordering Information & Dimensions:

PART NO.	Dimensions	
	A	B
2P	2.54	7.62
3P	5.08	10.16
4P	7.62	12.70
5P	10.16	15.24
6P	12.70	17.78
7P	15.24	20.32
8P	17.78	22.86
9P	20.32	25.40
10P	22.86	27.94
11P	25.40	30.48
12P	27.94	33.02
13P	30.48	35.56
14P	33.02	38.10
15P	35.56	40.64
16P	38.10	43.18
17P	40.64	45.72
18P	43.18	48.26
19P	45.72	50.80
20P	48.26	53.34
21P	50.80	55.88
22P	53.34	58.42
23P	55.88	60.96
24P	58.42	63.50
25P	60.96	66.04

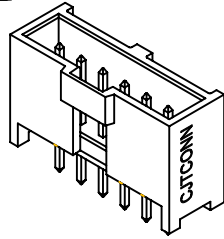
Unit: mm

A2547WVB-XP

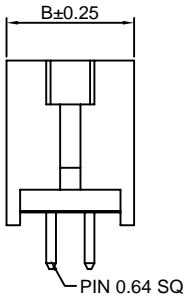
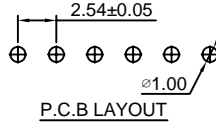
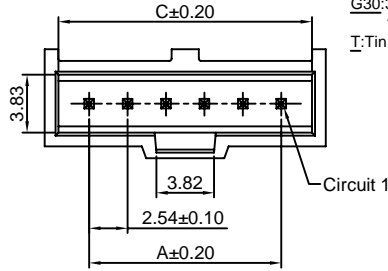
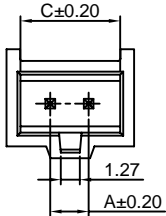
2.54mm Pitch 180° Box Header

Reference Informations:

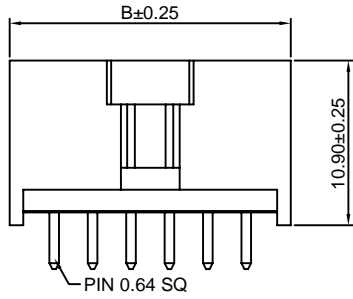
- *Material: Pin: Brass/Gold over Nickel
Insulator: PBT, UL94V-0
- *Mates with CJT A2547HJ-XP series
Single Row Housing
- *Color: Black



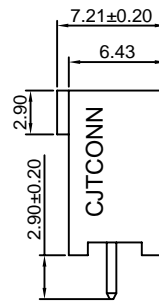
- Ordering Information:
A2547WVB-XP - *** - ***
- | | | |
|---|---|---|
| 1 | 2 | 3 |
|---|---|---|
- Part No.
 - Material:
(Blank): PBT, UL94V-0
6T: Nylon 6T, UL94V-0
GWT: PBT, UL94V-0, GWT 750 °C
 - Finish:
(Blank): Gold-flash
G15: 15µin (0.38µm) MIN. Select Gold (Mating Area)
100µin (2.54µm) MIN. Select Tin
G30: 30µin (0.76µm) MIN. Select Gold (Mating Area)
100µin (2.54µm) MIN. Select Tin
I: Tin over Nickel



2P~3P



4P~32P



Ordering Information & Dimensions:

PART NO.	Dimensions		
	A	B	C
2P	2.54	8.43	6.60
3P	5.08	10.97	9.14
4P	7.62	13.51	11.68
5P	10.16	16.05	14.22
6P	12.70	18.59	16.76
7P	15.24	21.13	19.30
8P	17.78	23.67	21.84
9P	20.32	26.21	24.38
10P	22.86	28.75	26.92
11P	25.40	31.29	29.46
12P	27.94	33.83	32.00
13P	30.48	36.37	34.54
14P	33.02	38.91	37.08
15P	35.56	41.45	39.62
16P	38.10	43.99	42.16
17P	40.64	46.53	44.70
18P	43.18	49.07	47.24
19P	45.72	51.61	49.78
20P	48.26	54.15	52.32
21P	50.80	56.69	54.86
22P	53.34	59.23	57.40
23P	55.88	61.77	59.94
24P	58.42	64.31	62.48
25P	60.96	66.85	65.02
26P	63.50	69.39	67.56
27P	66.04	71.93	70.10
28P	68.58	74.47	72.64
29P	71.12	77.01	75.18
30P	73.66	79.55	77.72
31P	76.20	82.09	80.26
32P	78.74	84.63	82.80

Unit: mm

A2547WRB-XP

2.54mm Pitch 90° Box Header

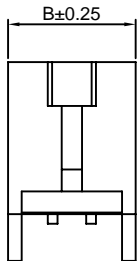
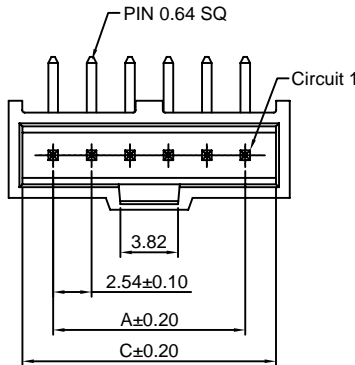
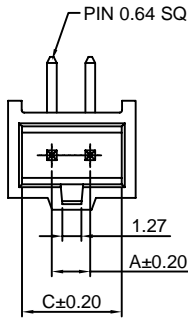
Reference Informations:

- *Material: Pin: Brass/Gold over Nickel
Insulator: PBT, UL94V-0
- *Mates with CJT A2547HJ-XP series Single Row Housing
- *Color: Black

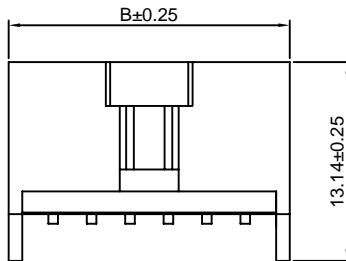
Ordering Information:

A2547WRB-XP - *** - ***
1 2 3

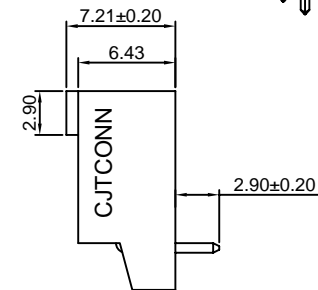
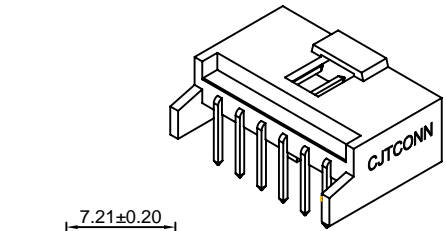
- Part No.
- Material:
(Blank): PBT, UL94V-0
6T: Nylon 6T, UL94V-0
GWT: PBT, UL94V-0, GWT 750 °C
- Finish:
(Blank): Gold-flash
G15: 15µin (0.38µm) MIN. Select Gold (Mating Area)
100µin (2.54µm) MIN. Select Tin
G30: 30µin (0.76µm) MIN. Select Gold (Mating Area)
100µin (2.54µm) MIN. Select Tin
T: Tin over Nickel



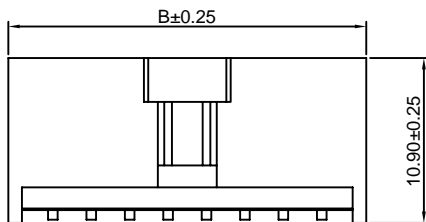
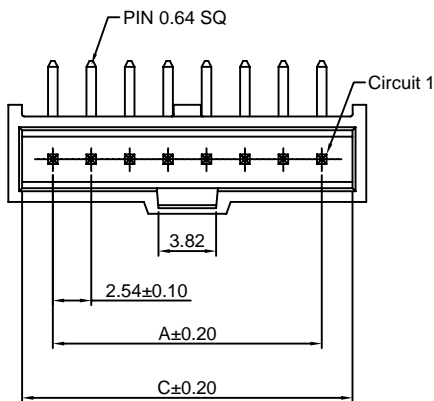
2P~3P



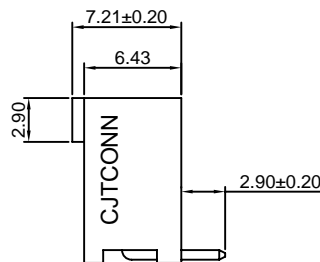
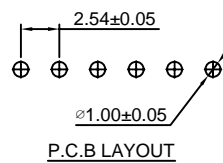
4P~6P



2P~6P



7P~32P



7P~32P

Ordering Information & Dimensions:

PART NO.	Dimensions		
	A	B	C
2P	2.54	8.43	6.60
3P	5.08	10.97	9.14
4P	7.62	13.51	11.68
5P	10.16	16.05	14.22
6P	12.70	18.59	16.76
7P	15.24	21.13	19.30
8P	17.78	23.67	21.84
9P	20.32	26.21	24.38
10P	22.86	28.75	26.92
11P	25.40	31.29	29.46
12P	27.94	33.83	32.00
13P	30.48	36.37	34.54
14P	33.02	38.91	37.08
15P	35.56	41.45	39.62
16P	38.10	43.99	42.16
17P	40.64	46.53	44.70
18P	43.18	49.07	47.24
19P	45.72	51.61	49.78
20P	48.26	54.15	52.32
21P	50.80	56.69	54.86
22P	53.34	59.23	57.40
23P	55.88	61.77	59.94
24P	58.42	64.31	62.48
25P	60.96	66.85	65.02
26P	63.50	69.39	67.56
27P	66.04	71.93	70.10
28P	68.58	74.47	72.64
29P	71.12	77.01	75.18
30P	73.66	79.55	77.72
31P	76.20	82.09	80.26
32P	78.74	84.63	82.80

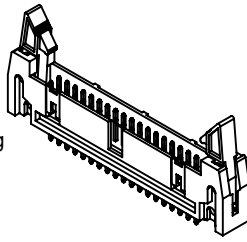
Unit: mm

A2547WV-2xXP

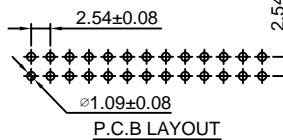
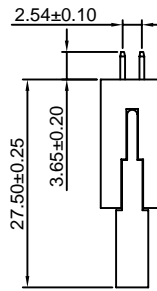
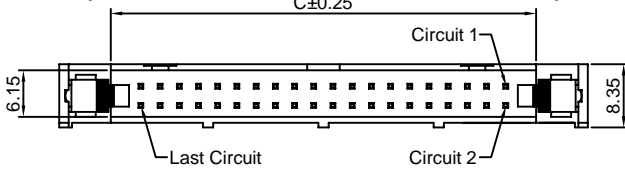
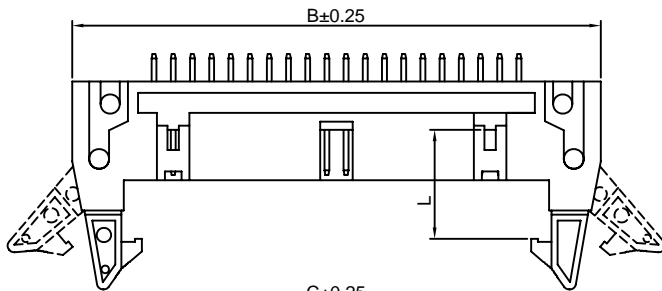
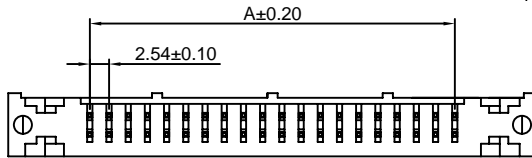
2.54mm Pitch 180° Box Header

Reference Informations:

- *Material: Pin: Brass/Gold over Nickel
Insulator: PBT, UL94V-0
- *Mates with CJT A2547H, HA, HB, HC, HF, HG, HK, HS-2xXP series Dual row Housing
- *Color: Black



- Ordering Information:
A2547WV-2xXP - ^{***} - ^{***} - ^{***} - ^{*} - ^{*}
- Part No.
 - Material:
(blank): PBT, UL94V-0
6T: Nylon 6T, UL94V-0
GWT: PBT, UL94V-0, GWT 750 °C
 - Finish:
(blank): Gold-flash
G15: 15µin (0.38µm) MIN. Select Gold (Mating Area)
100µin (2.54µm) MIN. Select Tin
G30: 30µin (0.76µm) MIN. Select Gold (Mating Area)
100µin (2.54µm) MIN. Select Tin
T: Tin over Nickel
 - Color:
(blank): Black
GY: Gray
 - Size(L):
(blank): 14.35mm
L: 10.50mm



Ordering Information & Dimensions:

PART NO.	Dimensions		
	A	B	C
2x5P	10.16	32.00	18.22
2x6P	12.70	34.54	20.76
2x7P	15.24	37.08	23.30
2x8P	17.78	39.62	25.84
2x9P	20.32	42.16	28.38
2x10P	22.86	44.70	30.92
2x11P	25.40	47.24	33.46
2x12P	27.94	49.78	36.00
2x13P	30.48	52.32	38.54
2x14P	33.02	54.86	41.08
2x15P	35.56	57.40	43.62
2x16P	38.10	59.94	46.16
2x17P	40.64	62.48	48.70
2x18P	43.18	65.02	51.24
2x19P	45.72	67.56	53.78
2x20P	48.26	70.10	56.32
2x21P	50.80	72.64	58.86
2x22P	53.34	75.18	61.40
2x23P	55.88	77.72	63.94
2x24P	58.42	80.26	66.48
2x25P	60.96	82.80	69.02
2x26P	63.50	85.34	71.56
2x27P	66.04	87.88	74.10
2x28P	68.58	90.42	76.64
2x29P	71.12	92.96	79.18
2x30P	73.66	95.50	81.72
2x31P	76.20	98.04	84.26
2x32P	78.74	100.58	86.80

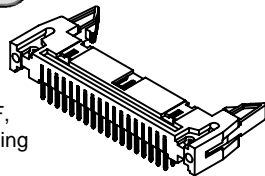
Unit: mm

A2547WR-2xXP

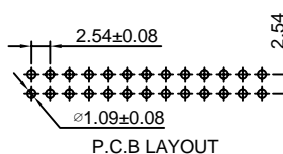
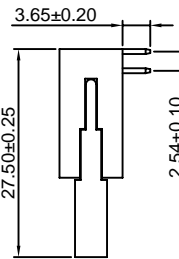
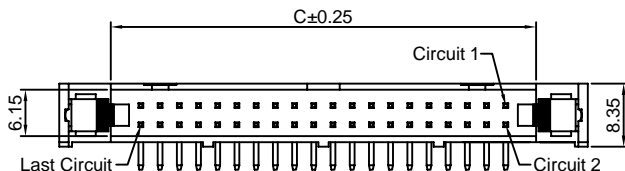
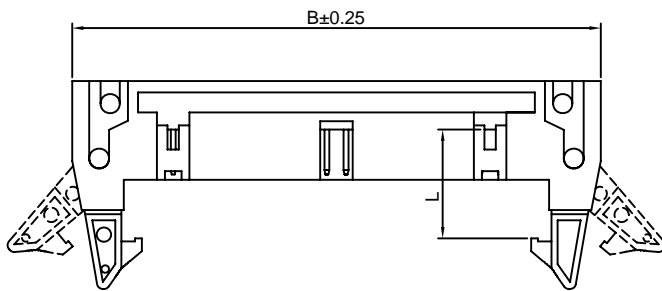
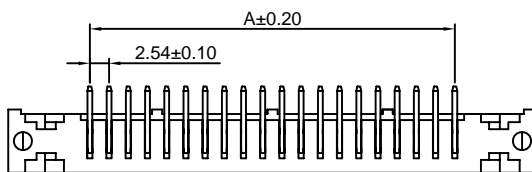
2.54mm Pitch 90° Box Header

Reference Informations:

- *Material: Pin: Brass/Gold over Nickel
Insulator: PBT, UL94V-0
- *Mates with CJT A2547H, HA, HB, HC, HF, HG, HK, HS-2xXP series Dual row Housing
- *Color: Black



- Ordering Information:
A2547WR-2xXP - ^{***} - ^{***} - ^{***} - ^{*} - ^{*}
- Part No.
 - Material:
(blank): PBT, UL94V-0
6T: Nylon 6T, UL94V-0
GWT: PBT, UL94V-0, GWT 750 °C
 - Finish:
(blank): Gold-flash
G15: 15µin (0.38µm) MIN. Select Gold (Mating Area)
100µin (2.54µm) MIN. Select Tin
G30: 30µin (0.76µm) MIN. Select Gold (Mating Area)
100µin (2.54µm) MIN. Select Tin
T: Tin over Nickel
 - Color:
(blank): Black
GY: Gray
 - Size(L):
(blank): 14.35mm
L: 10.50mm



Ordering Information & Dimensions:

PART NO.	Dimensions		
	A	B	C
2x5P	10.16	32.00	18.22
2x6P	12.70	34.54	20.76
2x7P	15.24	37.08	23.30
2x8P	17.78	39.62	25.84
2x9P	20.32	42.16	28.38
2x10P	22.86	44.70	30.92
2x11P	25.40	47.24	33.46
2x12P	27.94	49.78	36.00
2x13P	30.48	52.32	38.54
2x14P	33.02	54.86	41.08
2x15P	35.56	57.40	43.62
2x16P	38.10	59.94	46.16
2x17P	40.64	62.48	48.70
2x18P	43.18	65.02	51.24
2x19P	45.72	67.56	53.78
2x20P	48.26	70.10	56.32
2x21P	50.80	72.64	58.86
2x22P	53.34	75.18	61.40
2x23P	55.88	77.72	63.94
2x24P	58.42	80.26	66.48
2x25P	60.96	82.80	69.02
2x26P	63.50	85.34	71.56
2x27P	66.04	87.88	74.10
2x28P	68.58	90.42	76.64
2x29P	71.12	92.96	79.18
2x30P	73.66	95.50	81.72
2x31P	76.20	98.04	84.26
2x32P	78.74	100.58	86.80

Unit: mm

A2547WVA-2xXP

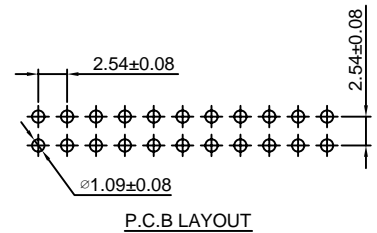
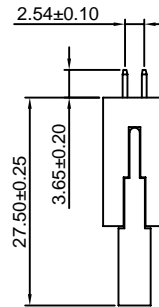
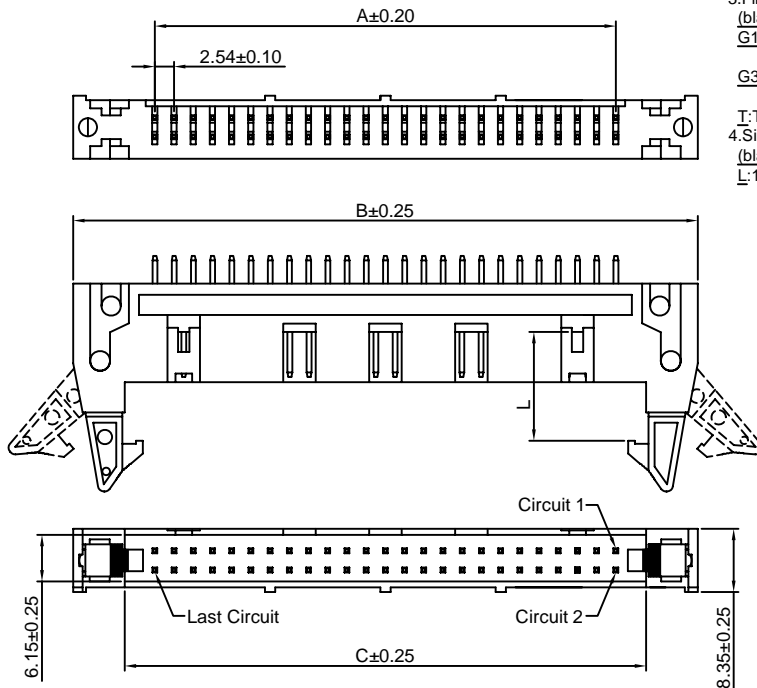
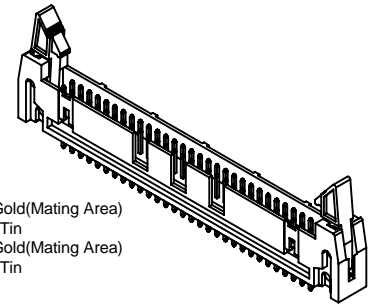
2.54mm Pitch 180° Box Header

Reference Informations:

- *Material: Pin: Brass/Gold over Nickel
Insulator: PBT, UL94V-0
- *Mates with CJT A2547HD, HSA-2xXP series Dual row Housing
- *Color: Black

Odering Information:
A2547WVA-2xXP - *** - *** - *
1 2 3 4

1. Part No.
2. Material:
(blank): PBT, UL94V-0
6T: Nylon 6T, UL94V-0
GWT: PBT, UL94V-0, GWT 750°C
3. Finish:
(blank): Gold-flash
G15: 15µm (0.38µm) MIN. Select Gold (Mating Area)
100µm (2.54µm) MIN. Select Tin
G30: 30µm (0.76µm) MIN. Select Gold (Mating Area)
100µm (2.54µm) MIN. Select Tin
T: Tin over Nickel
4. Size (L):
(blank): 14.35mm
L: 10.50mm



Ordering Information & Dimensions:

PART NO.	Dimensions		
	A	B	C
2x25P	60.96	82.80	69.02
2x30P	73.66	95.50	81.72
2x32P	78.74	100.58	86.80

Unit: mm

A2547WRA-2xXP

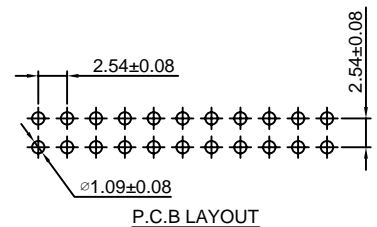
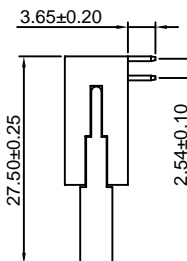
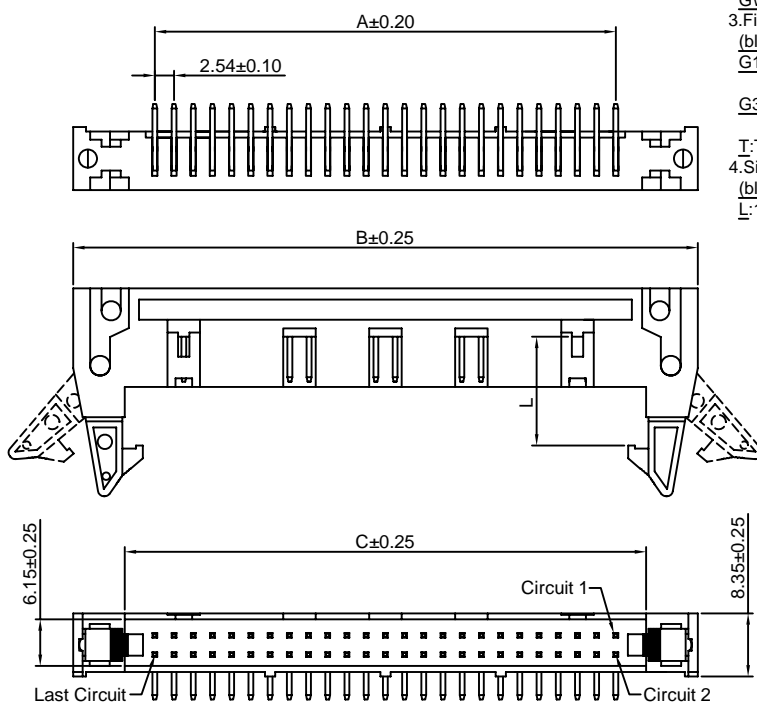
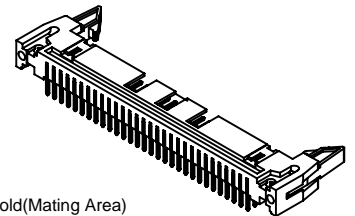
2.54mm Pitch 90° Box Header

Reference Informations:

- *Material: Pin: Brass/Gold over Nickel
Insulator: PBT, UL94V-0
- *Mates with CJT A2547HD, HSA-2xXP series Dual row Housing
- *Color: Black

Odering Information:
A2547WRA-2xXP - *** - *** - *
1 2 3 4

1. Part No.
2. Material:
(Blank): PBT, UL94V-0
6T: Nylon 6T, UL94V-0
GWT: PBT, UL94V-0, GWT 750°C
3. Finish:
(blank): Gold-flash
G15: 15µm (0.38µm) MIN. Select Gold (Mating Area)
100µm (2.54µm) MIN. Select Tin
G30: 30µm (0.76µm) MIN. Select Gold (Mating Area)
100µm (2.54µm) MIN. Select Tin
T: Tin over Nickel
4. Size (L):
(blank): 14.35mm
L: 10.50mm



Ordering Information & Dimensions:

PART NO.	Dimensions		
	A	B	C
2x25P	60.96	82.80	69.02
2x30P	73.66	95.50	81.72
2x32P	78.74	100.58	86.80

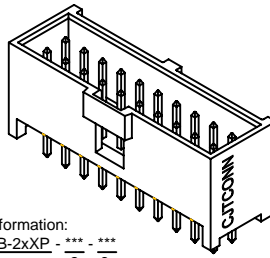
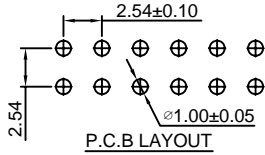
Unit: mm

A2547WVB-2xXP

2.54mm Pitch 180° Box Header

Reference Informations:

- *Material: Pin: Brass/Gold over Nickel
Insulator: PBT, UL94V-0
- *Mates with CJT A2547HJ-2xXP series Housing
- *Color: Black



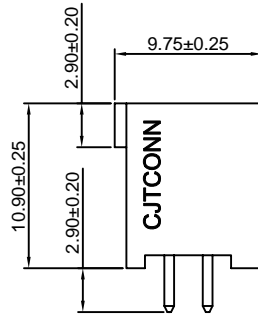
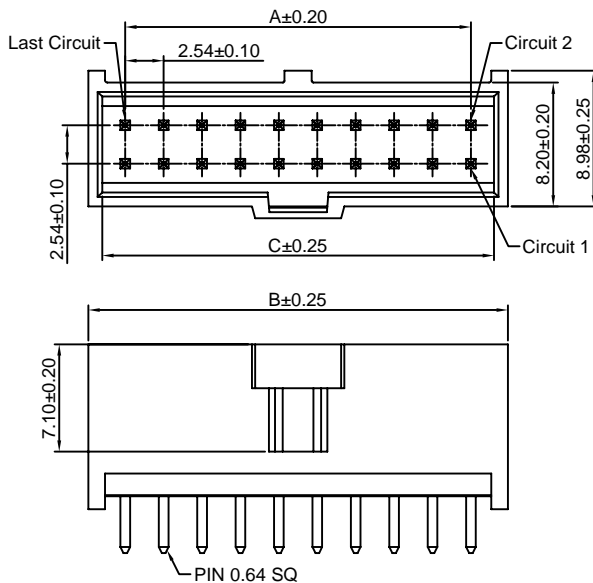
Ordering Information:
A2547WVB-2xXP - *** - ***
1 2 3

1. Part No.
2. Material:
(Blank): PBT, UL94V-0
6T: Nylon 6T, UL94V-0
GWT: PBT, UL94V-0, GWT 750 °C
3. Finish:
(Blank): Gold-flash
G15: 15µin (0.38µm) MIN. Select Gold (Mating Area)
100µin (2.54µm) MIN. Select Tin
G30: 30µin (0.76µm) MIN. Select Gold (Mating Area)
100µin (2.54µm) MIN. Select Tin
T: Tin over Nickel

Ordering Information & Dimensions:

PART NO.	Dimensions		
	A	B	C
2x3P	5.08	9.96	8.12
2x4P	7.62	12.50	10.66
2x5P	10.16	15.04	13.20
2x6P	12.70	17.58	15.74
2x7P	15.24	20.12	18.28
2x8P	17.78	22.66	20.82
2x9P	20.32	25.20	23.36
2x10P	22.86	27.74	25.90
2x11P	25.40	30.28	28.44
2x12P	27.94	32.82	30.98
2x13P	30.48	35.36	33.52
2x14P	33.02	37.90	36.06
2x15P	35.56	40.44	38.60
2x16P	38.10	42.98	41.14
2x17P	40.64	45.52	43.68
2x18P	43.18	48.06	46.22
2x19P	45.72	50.60	48.76
2x20P	48.26	53.14	51.30
2x21P	50.80	55.68	53.84
2x22P	53.34	58.22	56.38
2x23P	55.88	60.76	58.92
2x24P	58.42	63.30	61.46
2x25P	60.96	65.84	64.00
2x26P	63.50	68.38	66.54
2x27P	66.04	70.92	69.08
2x28P	68.58	73.46	71.62
2x29P	71.12	76.00	74.16
2x30P	73.66	78.54	76.70
2x31P	76.20	81.08	79.24
2x32P	78.74	83.62	81.78

Unit: mm

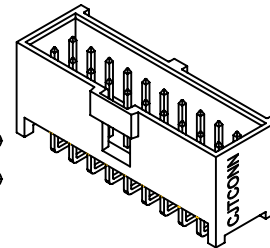
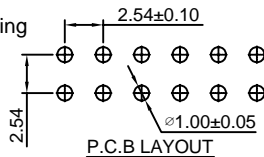


A2547WRB-2xXP

2.54mm Pitch 90° Box Header

Reference Informations:

- *Material: Pin: Brass/Gold over Nickel
Insulator: PBT, UL94V-0
- *Mates with CJT A2547HJ-2xXP series Housing
- *Color: Black



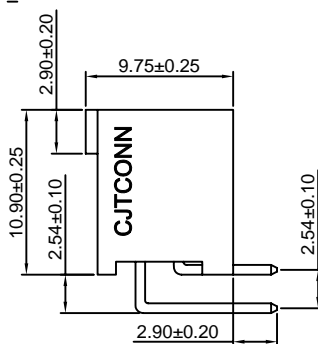
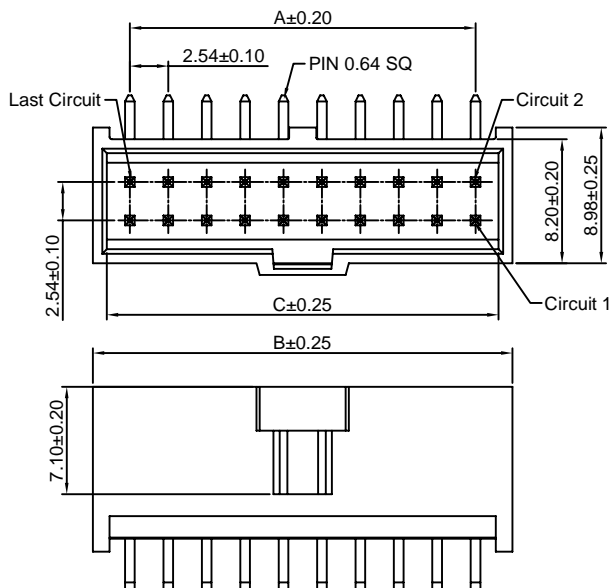
Ordering Information:
A2547WRB-2xXP - *** - ***
1 2 3

1. Part No.
2. Material:
(Blank): PBT, UL94V-0
6T: Nylon 6T, UL94V-0
GWT: PBT, UL94V-0, GWT 750 °C
3. Finish:
(Blank): Gold-flash
G15: 15µin (0.38µm) MIN. Select Gold (Mating Area)
100µin (2.54µm) MIN. Select Tin
G30: 30µin (0.76µm) MIN. Select Gold (Mating Area)
100µin (2.54µm) MIN. Select Tin
T: Tin over Nickel

Ordering Information & Dimensions:

PART NO.	Dimensions		
	A	B	C
2x3P	5.08	9.96	8.12
2x4P	7.62	12.50	10.66
2x5P	10.16	15.04	13.20
2x6P	12.70	17.58	15.74
2x7P	15.24	20.12	18.28
2x8P	17.78	22.66	20.82
2x9P	20.32	25.20	23.36
2x10P	22.86	27.74	25.90
2x11P	25.40	30.28	28.44
2x12P	27.94	32.82	30.98
2x13P	30.48	35.36	33.52
2x14P	33.02	37.90	36.06
2x15P	35.56	40.44	38.60
2x16P	38.10	42.98	41.14
2x17P	40.64	45.52	43.68
2x18P	43.18	48.06	46.22
2x19P	45.72	50.60	48.76
2x20P	48.26	53.14	51.30
2x21P	50.80	55.68	53.84
2x22P	53.34	58.22	56.38
2x23P	55.88	60.76	58.92
2x24P	58.42	63.30	61.46
2x25P	60.96	65.84	64.00
2x26P	63.50	68.38	66.54
2x27P	66.04	70.92	69.08
2x28P	68.58	73.46	71.62
2x29P	71.12	76.00	74.16
2x30P	73.66	78.54	76.70
2x31P	76.20	81.08	79.24
2x32P	78.74	83.62	81.78

Unit: mm



A2547WVB-2xXP-A

2.54mm Pitch 180° Box Header - VERSION WITH VOIDS

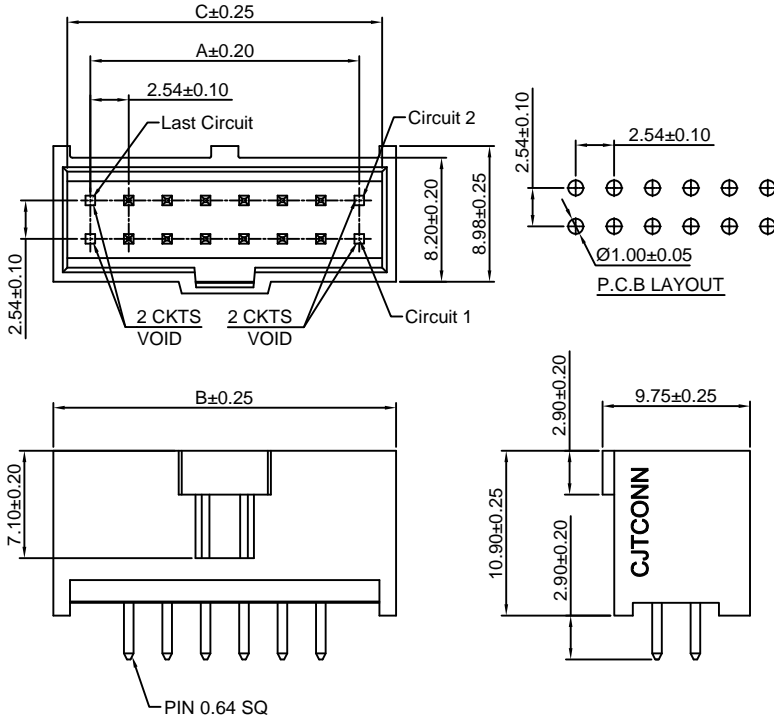
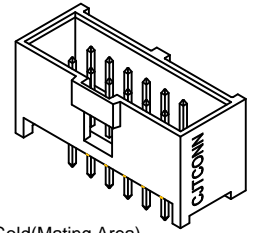
Reference Informations:

- *Material: Pin: Brass/Gold over Nickel
Insulator: PBT, UL94V-0
- *Mates with CJT A2547HJ-2xXP series Housing
- *Color: Black

Ordering Information:

A2547WVB-2xXP-A - ^{***}/₂ - ^{***}/₃

- Part No.
- Material:
(Blank): PBT, UL94V-0
6T: Nylon 6T, UL94V-0
GWT: PBT, UL94V-0 GWT 750 °C
- Finish:
(Blank): Gold-flash
G15: 15µm (0.38µm) MIN. Select Gold (Mating Area)
100µm (2.54µm) MIN. Select Tin
G30: 30µm (0.76µm) MIN. Select Gold (Mating Area)
100µm (2.54µm) MIN. Select Tin
T: Tin over Nickel



Ordering Information & Dimensions:

PART NO.	Dimensions			PART NO.	Dimensions		
	A	B	C		A	B	C
2x3P	----	9.96	8.12	2x18P	38.10	48.06	46.22
2x4P	2.54	12.50	10.66	2x19P	40.64	50.60	48.76
2x5P	5.08	15.04	13.20	2x20P	43.18	53.14	51.30
2x6P	7.62	17.58	15.74	2x21P	45.72	55.68	53.84
2x7P	10.16	20.12	18.28	2x22P	48.26	58.22	56.38
2x8P	12.70	22.66	20.82	2x23P	50.80	60.76	58.92
2x9P	15.24	25.20	23.36	2x24P	53.34	63.30	61.46
2x10P	17.78	27.74	25.90	2x25P	55.88	65.84	64.00
2x11P	20.32	30.28	28.44	2x26P	58.42	68.38	66.54
2x12P	22.86	32.82	30.98	2x27P	60.96	70.92	69.08
2x13P	25.40	35.36	33.52	2x28P	63.50	73.46	71.62
2x14P	27.94	37.90	36.06	2x29P	66.04	76.00	74.16
2x15P	30.48	40.44	38.60	2x30P	68.58	78.54	76.70
2x16P	33.02	42.98	41.14	2x31P	71.12	81.08	79.24
2x17P	35.56	45.52	43.68	2x32P	73.66	83.62	81.78

Unit: mm

A2547WRB-2xXP-A

2.54mm Pitch 90° Box Header - VERSION WITH VOIDS

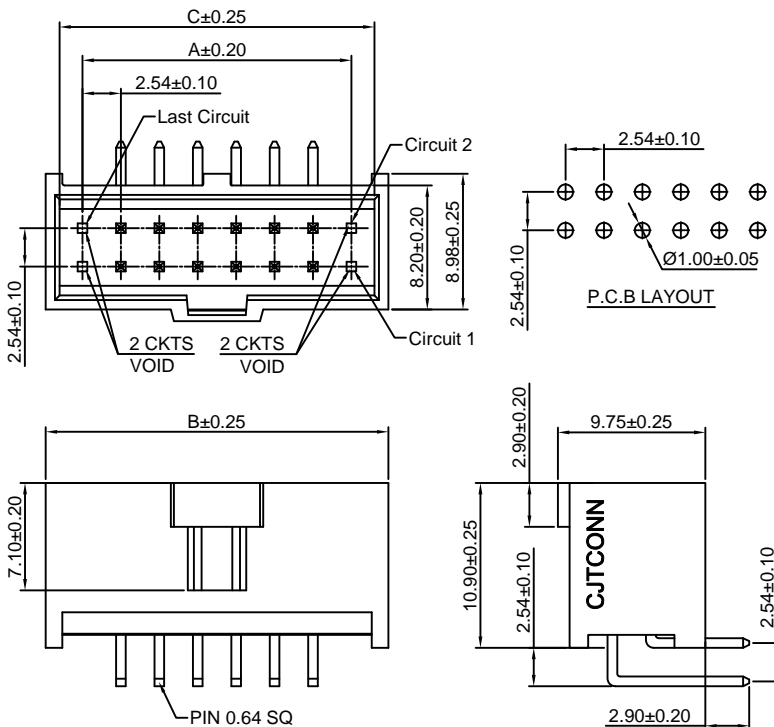
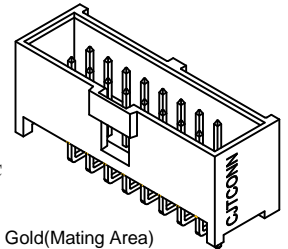
Reference Informations:

- *Material: Pin: Brass/Gold over Nickel
Insulator: PBT, UL94V-0
- *Mates with CJT A2547HJ-2xXP series Housing
- *Color: Black

Ordering Information:

A2547WRB-2xXP-A - ^{***}/₂ - ^{***}/₃

- Part No.
- Material:
(Blank): PBT, UL94V-0
6T: Nylon 6T, UL94V-0
GWT: PBT, UL94V-0, GWT 750 °C
- Finish:
(Blank): Gold-flash
G15: 15µm (0.38µm) MIN. Select Gold (Mating Area)
100µm (2.54µm) MIN. Select Tin
G30: 30µm (0.76µm) MIN. Select Gold (Mating Area)
100µm (2.54µm) MIN. Select Tin
T: Tin over Nickel



Ordering Information & Dimensions:

PART NO.	Dimensions			PART NO.	Dimensions		
	A	B	C		A	B	C
2x3P	----	9.96	8.12	2x18P	38.10	48.06	46.22
2x4P	2.54	12.50	10.66	2x19P	40.64	50.60	48.76
2x5P	5.08	15.04	13.20	2x20P	43.18	53.14	51.30
2x6P	7.62	17.58	15.74	2x21P	45.72	55.68	53.84
2x7P	10.16	20.12	18.28	2x22P	48.26	58.22	56.38
2x8P	12.70	22.66	20.82	2x23P	50.80	60.76	58.92
2x9P	15.24	25.20	23.36	2x24P	53.34	63.30	61.46
2x10P	17.78	27.74	25.90	2x25P	55.88	65.84	64.00
2x11P	20.32	30.28	28.44	2x26P	58.42	68.38	66.54
2x12P	22.86	32.82	30.98	2x27P	60.96	70.92	69.08
2x13P	25.40	35.36	33.52	2x28P	63.50	73.46	71.62
2x14P	27.94	37.90	36.06	2x29P	66.04	76.00	74.16
2x15P	30.48	40.44	38.60	2x30P	68.58	78.54	76.70
2x16P	33.02	42.98	41.14	2x31P	71.12	81.08	79.24
2x17P	35.56	45.52	43.68	2x32P	73.66	83.62	81.78

Unit: mm

A2547WVB-S-2xXP

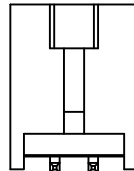
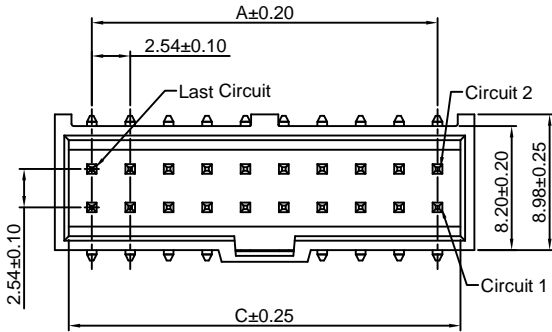
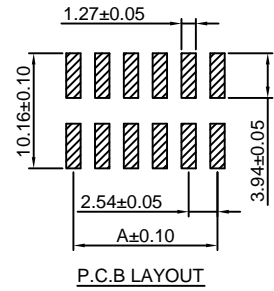
2.54mm Pitch 180° Box Header - SMT TYPE

Reference Informations:

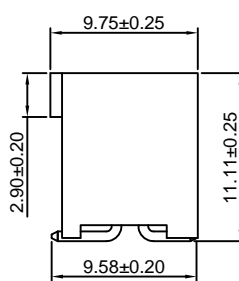
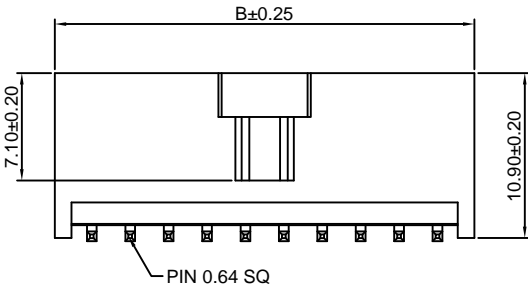
- *Material: Pin: Brass/Gold over Nickel
Insulator: Nylon 6T, UL94V-0
- *Mates with CJT A2547HJ-2xXP series Dual row Housing
- *Color: Black

Ordering Information:
A2547WVB-S-2xXP - *** - ***
1 2 3

- Part No.
- Material:
(Blank): Nylon 6T, UL94V-0
GWT: Nylon 6T, UL94V-0, GWT 750 °C
- Finish:
(Blank): Gold-flash
G15: 15µin (0.38µm) MIN. Select Gold (Mating Area)
100µin (2.54µm) MIN. Select Tin
G30: 30µin (0.76µm) MIN. Select Gold (Mating Area)
100µin (2.54µm) MIN. Select Tin
T: Tin over Nickel



2x2P



2x3P~2x34P

Ordering Information & Dimensions:

PART NO.	Dimensions			PART NO.	Dimensions		
	A	B	C		A	B	C
2x2P	2.54	7.42	5.58	2x19P	45.72	50.60	48.76
2x3P	5.08	9.96	8.12	2x20P	48.26	53.14	51.30
2x4P	7.62	12.50	10.66	2x21P	50.80	55.68	53.84
2x5P	10.16	15.04	13.20	2x22P	53.34	58.22	56.38
2x6P	12.70	17.58	15.74	2x23P	55.88	60.76	58.92
2x7P	15.24	20.12	18.28	2x24P	58.42	63.30	61.46
2x8P	17.78	22.66	20.82	2x25P	60.96	65.84	64.00
2x9P	20.32	25.20	23.36	2x26P	63.50	68.38	66.54
2x10P	22.86	27.74	25.90	2x27P	66.04	70.92	69.08
2x11P	25.40	30.28	28.44	2x28P	68.58	73.46	71.62
2x12P	27.94	32.82	30.98	2x29P	71.12	76.00	74.16
2x13P	30.48	35.36	33.52	2x30P	73.66	78.54	76.70
2x14P	33.02	37.90	36.06	2x31P	76.20	81.08	79.24
2x15P	35.56	40.44	38.60	2x32P	78.74	83.62	81.78
2x16P	38.10	42.98	41.14	2x33P	81.28	86.16	84.32
2x17P	40.64	45.52	43.68	2x34P	83.82	88.70	86.86
2x18P	43.18	48.06	46.22				

Unit: mm

A2547WVB-S-2xXP-A

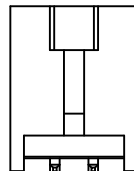
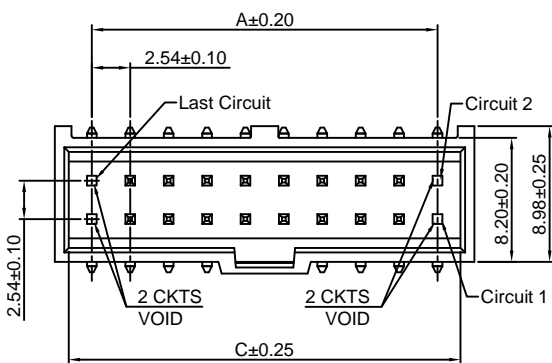
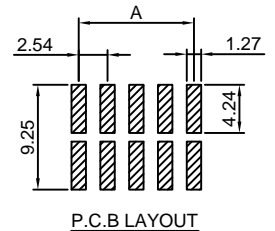
2.54mm Pitch 180° Box Header - SMT TYPE VERSION WITH VOIDS

Reference Informations:

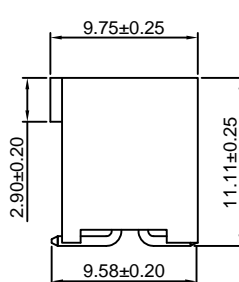
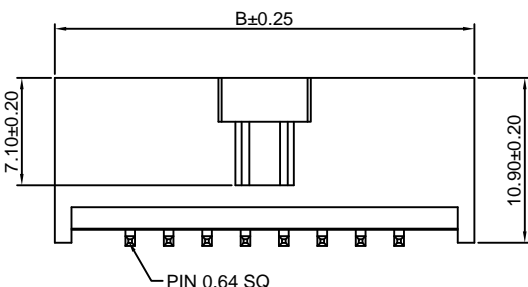
- *Material: Pin: Brass/Gold over Nickel
Insulator: Nylon 6T, UL94V-0
- *Mates with CJT A2547HJ-2xXP series Housing
- *Color: Black

Ordering Information:
A2547WVB-S-2xXP-A - *** - ***
1 2 3

- Part No.
- Material:
(Blank): Nylon 6T, UL94V-0
GWT: Nylon 6T, UL94V-0, GWT 750 °C
- Finish:
(Blank): Gold-flash
G15: 15µin (0.38µm) MIN. Select Gold (Mating Area)
100µin (2.54µm) MIN. Select Tin
G30: 30µin (0.76µm) MIN. Select Gold (Mating Area)
100µin (2.54µm) MIN. Select Tin
T: Tin over Nickel



2x2P



2x3P~2x34P

Ordering Information & Dimensions:

PART NO.	Dimensions			PART NO.	Dimensions		
	A	B	C		A	B	C
2x3P	----	9.96	8.12	2x18P	38.10	48.06	46.22
2x4P	2.54	12.50	10.66	2x19P	40.64	50.60	48.76
2x5P	5.08	15.04	13.20	2x20P	43.18	53.14	51.30
2x6P	7.62	17.58	15.74	2x21P	45.72	55.68	53.84
2x7P	10.16	20.12	18.28	2x22P	48.26	58.22	56.38
2x8P	12.70	22.66	20.82	2x23P	50.80	60.76	58.92
2x9P	15.24	25.20	23.36	2x24P	53.34	63.30	61.46
2x10P	17.78	27.74	25.90	2x25P	55.88	65.84	64.00
2x11P	20.32	30.28	28.44	2x26P	58.42	68.38	66.54
2x12P	22.86	32.82	30.98	2x27P	60.96	70.92	69.08
2x13P	25.40	35.36	33.52	2x28P	63.50	73.46	71.62
2x14P	27.94	37.90	36.06	2x29P	66.04	76.00	74.16
2x15P	30.48	40.44	38.60	2x30P	68.58	78.54	76.70
2x16P	33.02	42.98	41.14	2x31P	71.12	81.08	79.24
2x17P	35.56	45.52	43.68	2x32P	73.66	83.62	81.78

Unit: mm

A2547WVC-2xXP

2.54mm Pitch 180° Box Header

Reference Informations:

- *Material: Pin: Brass/Gold over Nickel
Insulator: PBT, UL94V-0
- *Mates with CJT A2547 series Dual row Housing
- *Color: Black

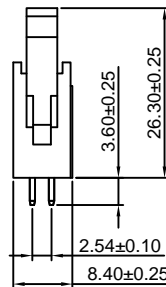
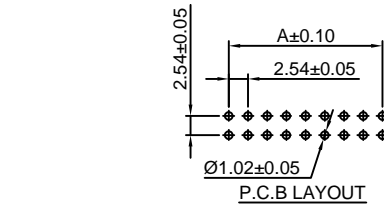
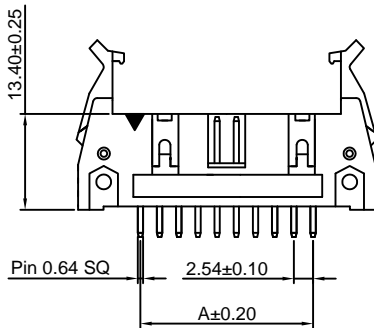
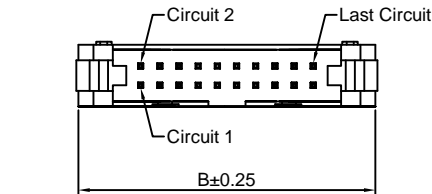
Ordering Information:
A2547WVC-2xXP - *** - ***
1 2 3

- Part No.
- Material:
(Blank): PBT, UL94V-0
6T: Nylon 6T, UL94V-0
GWT: PBT, UL94V-0, GWT 750°C
- Finish:
(Blank): Gold-flash
G15: 15µin (0.38µm) MIN. Select Gold (Mating Area)
100µin (2.54µm) MIN. Select Tin
G30: 30µin (0.76µm) MIN. Select Gold (Mating Area)
100µin (2.54µm) MIN. Select Tin
T: Tin over Nickel

Ordering Information & Dimensions:

PART NO.	Dimensions	
	A	B
2x5P	10.16	31.90
2x6P	12.70	34.44
2x7P	15.24	36.98
2x8P	17.78	39.52
2x9P	20.32	42.06
2x10P	22.86	44.60
2x11P	25.40	47.14
2x12P	27.94	49.68
2x13P	30.48	52.22
2x14P	33.02	54.76
2x15P	35.56	57.30
2x16P	38.10	59.84
2x17P	40.64	62.38
2x18P	43.18	64.92
2x19P	45.72	67.46
2x20P	48.26	70.00
2x21P	50.80	72.54
2x22P	53.34	75.08
2x23P	55.88	77.62
2x24P	58.42	80.16
2x25P	60.96	82.70
2x26P	63.50	85.24
2x27P	66.04	87.78
2x28P	68.58	90.32
2x29P	71.12	92.86
2x30P	73.66	95.40
2x31P	76.20	97.94
2x32P	78.74	100.48

Unit: mm



A2547WRC-2xXP

2.54mm Pitch 90° Box Header

Reference Informations:

- *Material: Pin: Brass/Gold over Nickel
Insulator: PBT, UL94V-0
- *Mates with CJT A2547 series Dual row Housing
- *Color: Black

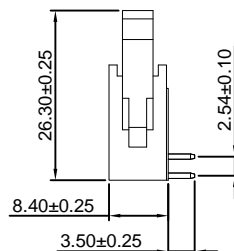
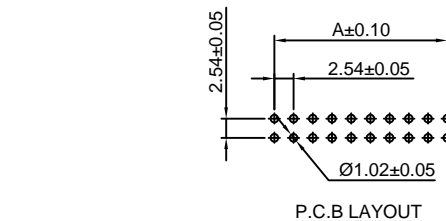
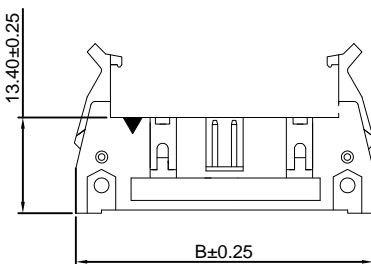
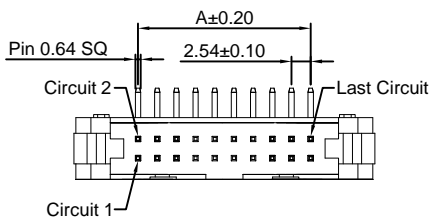
Ordering Information:
A2547WRC-2xXP - *** - ***
1 2 3

- Part No.
- Material:
(Blank): PBT, UL94V-0
6T: Nylon 6T, UL94V-0
GWT: PBT, UL94V-0, GWT 750°C
- Finish:
(Blank): Gold-flash
G15: 15µin (0.38µm) MIN. Select Gold (Mating Area)
100µin (2.54µm) MIN. Select Tin
G30: 30µin (0.76µm) MIN. Select Gold (Mating Area)
100µin (2.54µm) MIN. Select Tin
T: Tin over Nickel

Ordering Information & Dimensions:

PART NO.	Dimensions	
	A	B
2x5P	10.16	31.90
2x6P	12.70	34.44
2x7P	15.24	36.98
2x8P	17.78	39.52
2x9P	20.32	42.06
2x10P	22.86	44.60
2x11P	25.40	47.14
2x12P	27.94	49.68
2x13P	30.48	52.22
2x14P	33.02	54.76
2x15P	35.56	57.30
2x16P	38.10	59.84
2x17P	40.64	62.38
2x18P	43.18	64.92
2x19P	45.72	67.46
2x20P	48.26	70.00
2x21P	50.80	72.54
2x22P	53.34	75.08
2x23P	55.88	77.62
2x24P	58.42	80.16
2x25P	60.96	82.70
2x26P	63.50	85.24
2x27P	66.04	87.78
2x28P	68.58	90.32
2x29P	71.12	92.86
2x30P	73.66	95.40
2x31P	76.20	97.94
2x32P	78.74	100.48

Unit: mm



A2547WV-N-2xXP

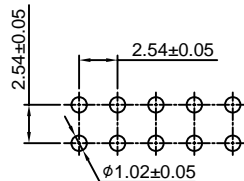
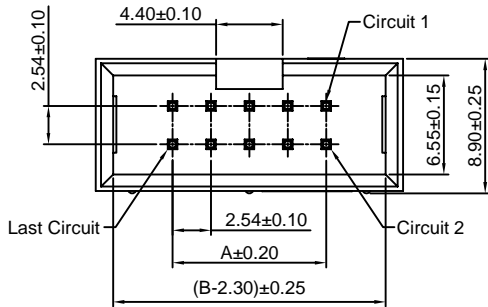
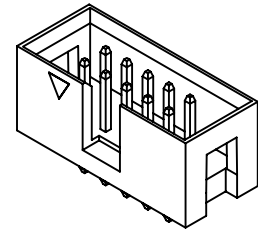
2.54mm Pitch 180° Dual Row Box Header

Reference Informations:

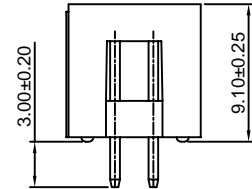
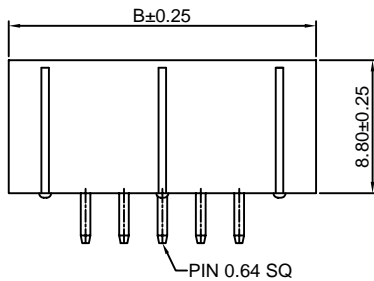
- *Material: Pin: Brass/Gold over Nickel
Insulator: PBT, UL94V-0
- *Mates with CJT A2541H-N-2xXP, A2541H-N-2xXP-2, A2547HN-2xXP series Dual row Housing
- *Color: Black

Ordering Information:
A2547WV-N-2xXP - *** - ***
1 2 3

- Part No.
- Material:
(Blank): PBT, UL94V-0
6T: Nylon 6T, UL94V-0
GWT: PBT, UL94V-0, GWT 750 °C
- Finish:
(Blank): Gold-flash
G15: 15µm (0.38µm) MIN. Select Gold (Mating Area)
100µm (2.54µm) MIN. Select Tin
G30: 30µm (0.76µm) MIN. Select Gold (Mating Area)
100µm (2.54µm) MIN. Select Tin
T: Tin over Nickel



P.C.B LAYOUT



Ordering Information & Dimensions:

PART NO.	Dimensions		PART NO.	Dimensions	
	A	B		A	B
2x2P	2.54	12.70	2x22P	53.34	63.50
2x3P	5.08	15.24	2x23P	55.88	66.04
2x4P	7.62	17.78	2x24P	58.42	68.58
2x5P	10.16	20.32	2x25P	60.96	71.12
2x6P	12.70	22.86	2x26P	63.50	73.66
2x7P	15.24	25.40	2x27P	66.04	76.20
2x8P	17.78	27.94	2x28P	68.58	78.74
2x9P	20.32	30.48	2x29P	71.12	81.28
2x10P	22.86	33.02	2x30P	73.66	83.82
2x11P	25.40	35.56	2x31P	76.20	86.36
2x12P	27.94	38.10	2x32P	78.74	88.90
2x13P	30.48	40.64	2x33P	81.28	91.44
2x14P	33.02	43.18	2x34P	83.82	93.98
2x15P	35.56	45.72	2x35P	86.36	96.52
2x16P	38.10	48.26	2x36P	88.90	99.06
2x17P	40.64	50.80	2x37P	91.44	101.60
2x18P	43.18	53.34	2x38P	93.98	104.14
2x19P	45.72	55.88	2x39P	96.52	106.68
2x20P	48.26	58.42	2x40P	99.06	109.22
2x21P	50.80	60.96			

Unit: mm

A2547WR-N-2xXP

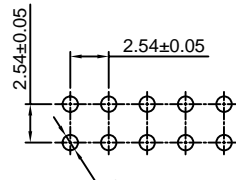
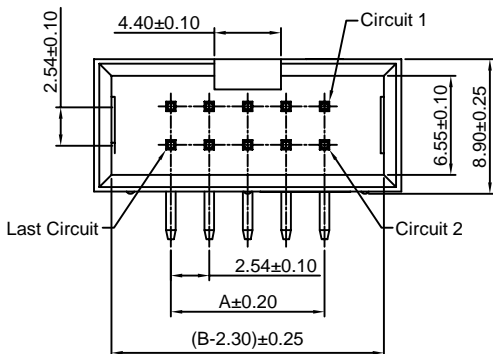
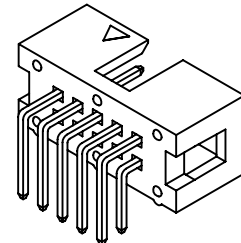
2.54mm Pitch 90° Dual Row Box Header

Reference Informations:

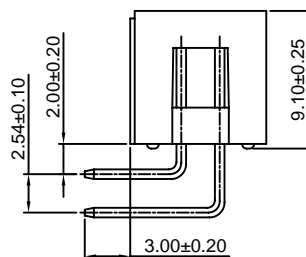
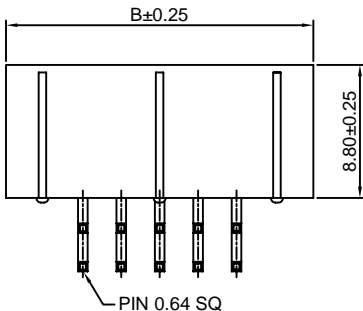
- *Material: Pin: Brass/Gold over Nickel
Insulator: PBT, UL94V-0
- *Mates with CJT A2541H-N-2xXP, A2541H-N-2xXP-2, A2547HN-2xXP series Dual row Housing
- *Color: Black

Ordering Information:
A2547WR-N-2xXP - *** - ***
1 2 3

- Part No.
- Material:
(Blank): PBT, UL94V-0
6T: Nylon 6T, UL94V-0
GWT :PBT, UL94V-0 GWT 750 °C
- Finish:
(Blank): Gold-flash
G15: 15µm (0.38µm) MIN. Select Gold (Mating Area)
100µm (2.54µm) MIN. Select Tin
G30: 30µm (0.76µm) MIN. Select Gold (Mating Area)
100µm (2.54µm) MIN. Select Tin
T: Tin over Nickel



P.C.B LAYOUT



Ordering Information & Dimensions:

PART NO.	Dimensions		PART NO.	Dimensions	
	A	B		A	B
2x2P	2.54	12.70	2x22P	53.34	63.50
2x3P	5.08	15.24	2x23P	55.88	66.04
2x4P	7.62	17.78	2x24P	58.42	68.58
2x5P	10.16	20.32	2x25P	60.96	71.12
2x6P	12.70	22.86	2x26P	63.50	73.66
2x7P	15.24	25.40	2x27P	66.04	76.20
2x8P	17.78	27.94	2x28P	68.58	78.74
2x9P	20.32	30.48	2x29P	71.12	81.28
2x10P	22.86	33.02	2x30P	73.66	83.82
2x11P	25.40	35.56	2x31P	76.20	86.36
2x12P	27.94	38.10	2x32P	78.74	88.90
2x13P	30.48	40.64	2x33P	81.28	91.44
2x14P	33.02	43.18	2x34P	83.82	93.98
2x15P	35.56	45.72	2x35P	86.36	96.52
2x16P	38.10	48.26	2x36P	88.90	99.06
2x17P	40.64	50.80	2x37P	91.44	101.60
2x18P	43.18	53.34	2x38P	93.98	104.14
2x19P	45.72	55.88	2x39P	96.52	106.68
2x20P	48.26	58.42	2x40P	99.06	109.22
2x21P	50.80	60.96			

Unit: mm

A2547WV-S-2xXP

2.54mm Pitch 180° Box Header - SMT TYPE

Reference Informations:

- *Material: Pin: Brass/Gold over Nickel
Insulator: Nylon 6T, UL94V-0
- *Mates with CJT A2547H, HA, HB, HC, HF, HG, HS-2xXP series Dual row Housing
- *Color: Black

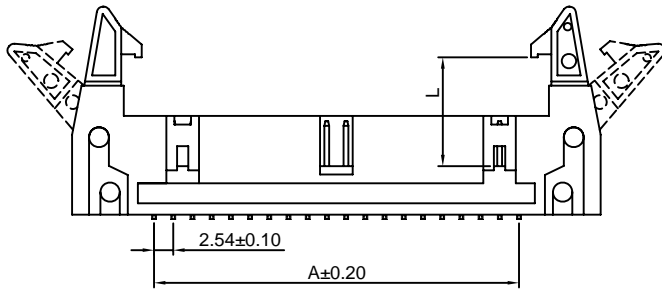
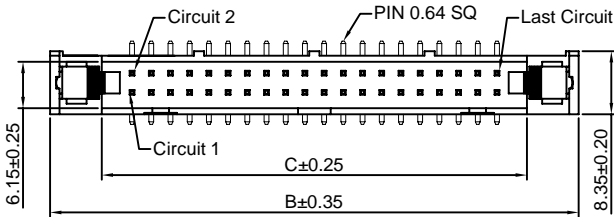
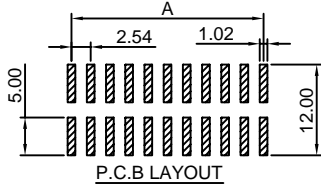
Ordering Information:
A2547WV-S-2xXP - $\frac{***}{1}$ - $\frac{***}{2}$ - $\frac{***}{3}$ - $\frac{***}{4}$

- Part No.
- Material:
(Blank): Nylon 6T, UL94V-0
GWT: Nylon 6T, UL94V-0, GWT 750 °C
- Finish:
(Blank): Gold-flash
G15: 15µm (0.38µm) MIN. Select Gold (Mating Area)
100µm (2.54µm) MIN. Select Tin
G30: 30µm (0.76µm) MIN. Select Gold (Mating Area)
100µm (2.54µm) MIN. Select Tin
T: Tin over Nickel
- Size (L):
(blank): 14.35mm
L: 10.50mm

Ordering Information & Dimensions:

PART NO.	Dimensions		
	A	B	C
2x3P	5.08	26.92	13.14
2x4P	7.62	29.46	15.68
2x5P	10.16	32.00	18.22
2x6P	12.70	34.54	20.76
2x7P	15.24	37.08	23.30
2x8P	17.78	39.62	25.84
2x9P	20.32	42.16	28.38
2x10P	22.86	44.70	30.92
2x11P	25.40	47.24	33.46
2x12P	27.94	49.78	36.00
2x13P	30.48	52.32	38.54
2x14P	33.02	54.86	41.08
2x15P	35.56	57.40	43.62
2x16P	38.10	59.94	46.16
2x17P	40.64	62.48	48.70
2x18P	43.18	65.02	51.24
2x19P	45.72	67.56	53.78
2x20P	48.26	70.10	56.32
2x21P	50.80	72.64	58.86
2x22P	53.34	75.18	61.40
2x23P	55.88	77.72	63.94
2x24P	58.42	80.26	66.48
2x25P	60.96	82.80	69.02
2x26P	63.50	85.34	71.56
2x27P	66.04	87.88	74.10
2x28P	68.58	90.42	76.64
2x29P	71.12	92.96	79.18
2x30P	73.66	95.50	81.72
2x31P	76.20	98.04	84.26
2x32P	78.74	100.58	86.80

Unit: mm



A2547WV-N-S-2xXP

2.54mm Pitch 180° Box Header - SMT TYPE

Reference Informations:

- *Material: Pin: Brass/Gold over Nickel
Insulator: Nylon 6T, UL94V-0
- *Mates with CJT A2541H-2xXP, A2541H-N-2xXP, A2547HN-2xXP series Dual row Housing
- *Color: Black

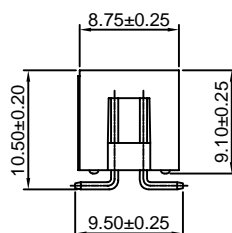
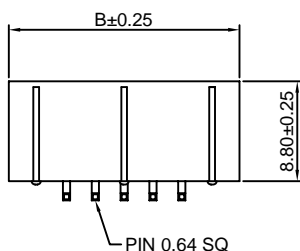
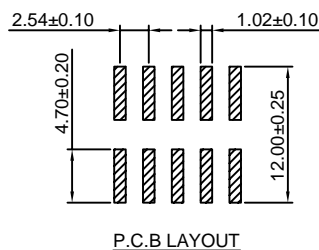
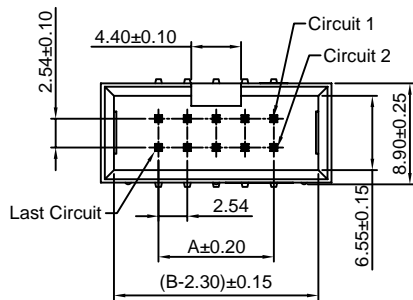
Ordering Information:
A2547WV-N-S-2xXP - $\frac{***}{1}$ - $\frac{***}{2}$ - $\frac{***}{3}$

- Part No.
- Material:
(Blank): Nylon 6T, UL94V-0
GWT: Nylon 6T, UL94V-0, GWT 750 °C
- Finish:
(Blank): Gold-flash
G15: 15µm (0.38µm) MIN. Select Gold (Mating Area)
100µm (2.54µm) MIN. Select Tin
G30: 30µm (0.76µm) MIN. Select Gold (Mating Area)
100µm (2.54µm) MIN. Select Tin
T: Tin over Nickel

Ordering Information & Dimensions:

PART NO.	Dimensions		PART NO.	Dimensions	
	A	B		A	B
2x2P	2.54	12.70	2x22P	53.34	63.50
2x3P	5.08	15.24	2x23P	55.88	66.04
2x4P	7.62	17.78	2x24P	58.42	68.58
2x5P	10.16	20.32	2x25P	60.96	71.12
2x6P	12.70	22.86	2x26P	63.50	73.66
2x7P	15.24	25.40	2x27P	66.04	76.20
2x8P	17.78	27.94	2x28P	68.58	78.74
2x9P	20.32	30.48	2x29P	71.12	81.28
2x10P	22.86	33.02	2x30P	73.66	83.82
2x11P	25.40	35.56	2x31P	76.20	86.36
2x12P	27.94	38.10	2x32P	78.74	88.90
2x13P	30.48	40.64	2x33P	81.28	91.44
2x14P	33.02	43.18	2x34P	83.82	93.98
2x15P	35.56	45.72	2x35P	86.36	96.52
2x16P	38.10	48.26	2x36P	88.90	99.06
2x17P	40.64	50.80	2x37P	91.44	101.60
2x18P	43.18	53.34	2x38P	93.98	104.14
2x19P	45.72	55.88	2x39P	96.52	106.68
2x20P	48.26	58.42	2x40P	99.06	109.22
2x21P	50.80	60.96			

Unit: mm



A2547WVA-N-2xXP

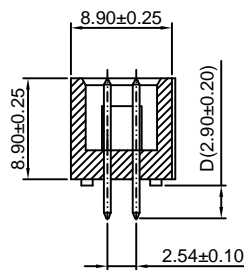
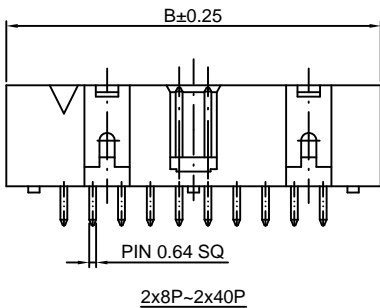
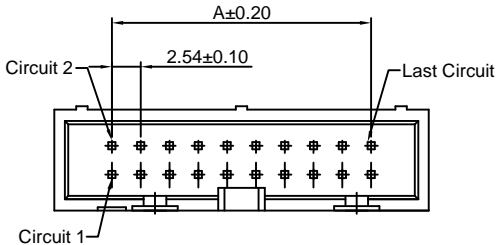
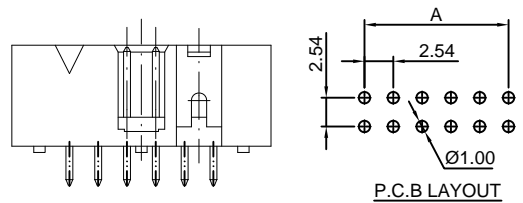
2.54mm Pitch 180° Box Header

Reference Informations:

- *Material: Pin: Brass/Gold over Nickel
Insulator: PBT, UL94V-0
- *Mates with CJT A2547 series Dual row Housing
- *Color: Black

Ordering Information:
A2547WVA-N-2xXP - ¹ - ² - ³ - ⁴ - ⁵

- Part No.
- Material:
(Blank): PBT, UL94V-0
6T: Nylon 6T, UL94V-0
GWT: PBT, UL94V-0, GWT 750°C
- Color:
(blank): Black
GY: Gray
BL: Blue
- Finish:
(Blank): Gold-flash
G15: 15µin (0.38µm) MIN. Select Gold (Mating Area)
100µin (2.54µm) MIN. Select Tin
G30: 30µin (0.76µm) MIN. Select Gold (Mating Area)
100µin (2.54µm) MIN. Select Tin
T: Tin over Nickel
- Size (D):
(blank): 2.90mm
D45: 4.50mm



Ordering Information & Dimensions:

PART NO.	Dimensions		PART NO.	Dimensions	
	A	B		A	B
2x6P	12.70	22.86	2x24P	58.42	68.58
2x7P	15.24	25.40	2x25P	60.96	71.12
2x8P	17.78	27.94	2x26P	63.50	73.66
2x9P	20.32	30.48	2x27P	66.04	76.20
2x10P	22.86	33.02	2x28P	68.58	78.74
2x11P	25.40	35.56	2x29P	71.12	81.28
2x12P	27.94	38.10	2x30P	73.66	83.82
2x13P	30.48	40.64	2x31P	76.20	86.36
2x14P	33.02	43.18	2x32P	78.74	88.90
2x15P	35.56	45.72	2x33P	81.28	91.44
2x16P	38.10	48.26	2x34P	83.82	93.98
2x17P	40.64	50.80	2x35P	86.36	96.52
2x18P	43.18	53.34	2x36P	88.90	99.06
2x19P	45.72	55.88	2x37P	91.44	101.60
2x20P	48.26	58.42	2x38P	93.98	104.14
2x21P	50.80	60.96	2x39P	96.52	106.68
2x22P	53.34	63.50	2x40P	99.06	109.22
2x23P	55.88	66.04			

Unit: mm

A2547WRA-N-2xXP

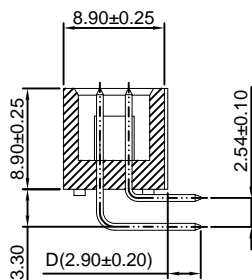
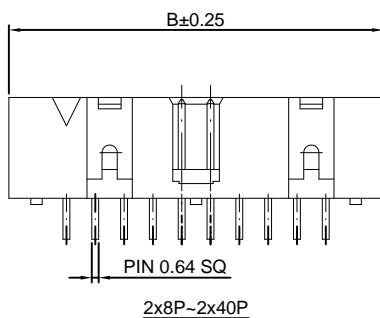
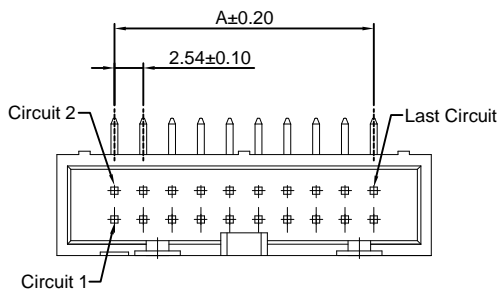
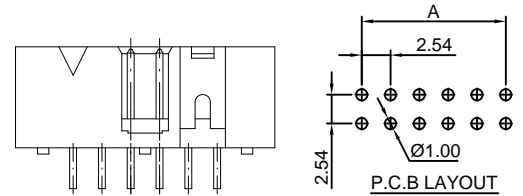
2.54mm Pitch 90° Box Header

Reference Informations:

- *Material: Pin: Brass/Gold over Nickel
Insulator: PBT, UL94V-0
- *Mates with CJT A2547 series Dual row Housing
- *Color: Black

Ordering Information:
A2547WRA-N-2xXP - ¹ - ² - ³ - ⁴ - ⁵

- Part No.
- Material:
(Blank): PBT, UL94V-0
6T: Nylon 6T, UL94V-0
GWT: PBT, UL94V-0, GWT 750°C
- Color:
(blank): Black
GY: Gray
BL: Blue
- Finish:
(Blank): Gold-flash
G15: 15µin (0.38µm) MIN. Select Gold (Mating Area)
100µin (2.54µm) MIN. Select Tin
G30: 30µin (0.76µm) MIN. Select Gold (Mating Area)
100µin (2.54µm) MIN. Select Tin
T: Tin over Nickel
- Size (D):
(blank): 4.50mm
D29: 2.90mm



Ordering Information & Dimensions:

PART NO.	Dimensions		PART NO.	Dimensions	
	A	B		A	B
2x6P	12.70	22.86	2x24P	58.42	68.58
2x7P	15.24	25.40	2x25P	60.96	71.12
2x8P	17.78	27.94	2x26P	63.50	73.66
2x9P	20.32	30.48	2x27P	66.04	76.20
2x10P	22.86	33.02	2x28P	68.58	78.74
2x11P	25.40	35.56	2x29P	71.12	81.28
2x12P	27.94	38.10	2x30P	73.66	83.82
2x13P	30.48	40.64	2x31P	76.20	86.36
2x14P	33.02	43.18	2x32P	78.74	88.90
2x15P	35.56	45.72	2x33P	81.28	91.44
2x16P	38.10	48.26	2x34P	83.82	93.98
2x17P	40.64	50.80	2x35P	86.36	96.52
2x18P	43.18	53.34	2x36P	88.90	99.06
2x19P	45.72	55.88	2x37P	91.44	101.60
2x20P	48.26	58.42	2x38P	93.98	104.14
2x21P	50.80	60.96	2x39P	96.52	106.68
2x22P	53.34	63.50	2x40P	99.06	109.22
2x23P	55.88	66.04			

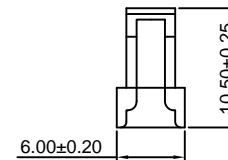
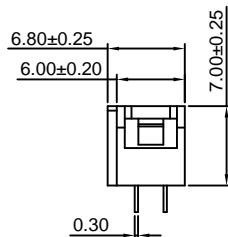

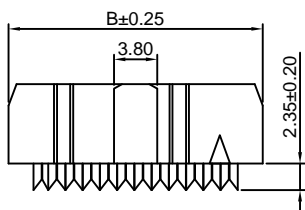
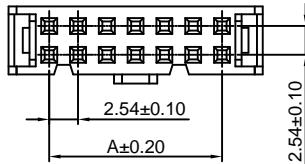
Unit: mm

A2547FC-N-2xXP-Y

2.54mm Pitch IDC Socket

Reference Informations:

- *Material:Pin:Brass/Tin over Nickel
Insulator:PBT,UL94V-0
- *Mates with CJT A2547 series Dual row Wafer
- *Color:Black



Ordering Information:

A2547FC-N-2xXP-Y - *** - ** - ***
1 2 3 4

- Part No.
- Material:
(Blank):PBT,UL94V-0
6T:Nylon 6T,UL94V-0
GWT:PBT,UL94V-0,GWT 750°C
- Color:
(blank):Black
GY:Gray
- Finish:
(Blank):Tin over Nickel
G:Gold-flash
G15:15µm (0.38µm) MIN.Select Gold(Mating Area)
100µm (2.54µm) MIN.Select Tin
G30:30µm (0.76µm) MIN.Select Gold(Mating Area)
100µm (2.54µm) MIN.Select Tin

Ordering Information & Dimensions:

PART NO.	Dimensions		PART NO.	Dimensions	
	A	B		A	B
2x3P	5.08	12.42	2x16P	38.10	45.44
2x4P	10.16	14.96	2x17P	40.64	47.98
2x5P	15.24	17.50	2x18P	43.18	50.52
2x6P	20.32	20.04	2x19P	45.72	53.06
2x7P	25.40	22.58	2x20P	48.26	55.60
2x8P	30.48	25.12	2x21P	50.80	58.14
2x9P	35.56	27.66	2x22P	53.34	60.68
2x10P	40.64	30.20	2x23P	55.88	63.22
2x11P	45.72	32.74	2x24P	58.42	65.76
2x12P	50.80	35.28	2x25P	60.96	68.30
2x13P	55.88	37.82	2x30P	73.66	81.00
2x14P	60.96	40.36	2x32P	78.74	86.08
2x15P	66.04	42.90			

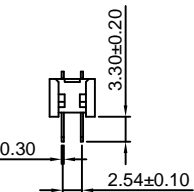
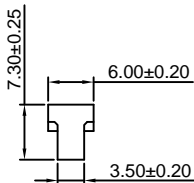
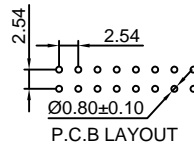
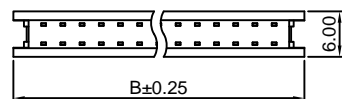
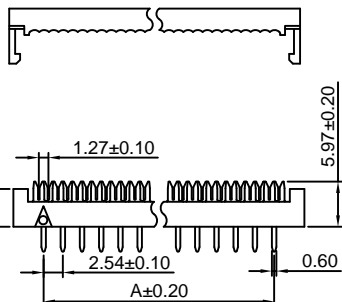
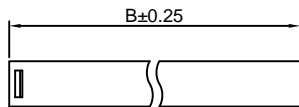
Unit: mm

A2547FCWV-2xXP

2.54mm Pitch 180° IDC Wafer

Reference Informations:

- *Material:Pin:Brass/Tin over Nickel
Insulator:PBT,UL94V-0
- *Color:Black



Ordering Information:

A2547FCWV-2xXP - *** - ** - ***
1 2 3 4

- Part No.
- Material:
(Blank):PBT,UL94V-0
6T:Nylon 6T,UL94V-0
GWT:PBT,UL94V-0,GWT 750°C
- Color:
(blank):Black
GY:Gray
- Finish:
(Blank):Tin over Nickel
G:Gold-flash
G15:15µm (0.38µm) MIN.Select Gold(Mating Area)
100µm (2.54µm) MIN.Select Tin
G30:30µm (0.76µm) MIN.Select Gold(Mating Area)
100µm (2.54µm) MIN.Select Tin

Ordering Information & Dimensions:

PART NO.	Dimensions		PART NO.	Dimensions	
	A	B		A	B
2x3P	5.08	13.08	2x16P	38.10	46.10
2x4P	10.16	15.62	2x17P	40.64	48.64
2x5P	15.24	18.16	2x18P	43.18	51.18
2x6P	20.32	20.70	2x19P	45.72	53.72
2x7P	25.40	23.24	2x20P	48.26	56.26
2x8P	30.48	25.78	2x21P	50.80	58.80
2x9P	35.56	28.32	2x22P	53.34	61.34
2x10P	40.64	30.86	2x23P	55.88	63.88
2x11P	45.72	33.40	2x24P	58.42	66.42
2x12P	50.80	35.94	2x25P	60.96	68.96
2x13P	55.88	38.48	2x30P	73.66	81.66
2x14P	60.96	41.02	2x32P	78.74	86.74
2x15P	66.04	43.56			

Unit: mm

A2547HI-2xXP

2.54mm Pitch 180° Box Header

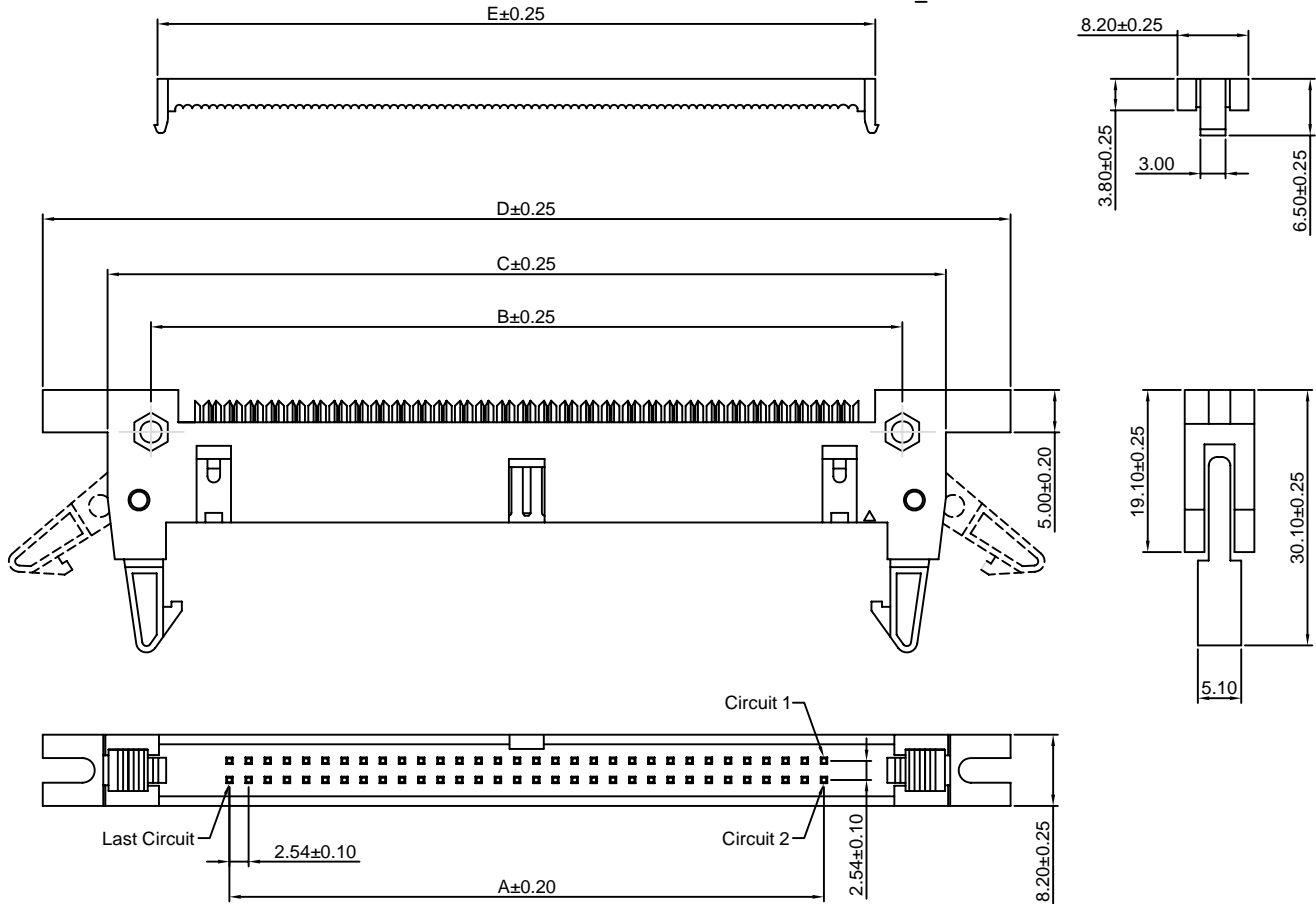
Reference Informations:

- *Material: Pin: Brass/Gold over Nickel
Insulator: PBT, UL94V-0
- *Mates with CJT A2547H-2xXP series Dual row Housing
- *Color: Gray

Ordering Information:

A2547HI-2xXP - *** - ***
1 2 3

1. Part No.
2. Material:
(Blank): PBT, UL94V-0
6T: Nylon 6T, UL94V-0
GWT: PBT, UL94V-0, GWT 750°C
3. Finish:
(Blank): Gold-flash
G15: 15µm (0.38µm) MIN. Select Gold (Mating Area)
100µm (2.54µm) MIN. Select Tin
G30: 30µm (0.76µm) MIN. Select Gold (Mating Area)
100µm (2.54µm) MIN. Select Tin
T: Tin over Nickel



Ordering Information & Dimensions:

PART NO.	Dimensions					PART NO.	Dimensions				
	A	B	C	D	E		A	B	C	D	E
2x5P	10.16	24.39	31.92	47.32	17.27	2x19P	45.72	59.95	67.18	82.88	52.83
2x6P	12.70	26.93	34.46	49.86	19.81	2x20P	48.26	62.49	69.72	85.42	55.37
2x7P	15.24	29.47	37.00	52.40	22.35	2x21P	50.80	65.03	72.26	87.96	57.91
2x8P	17.78	32.01	39.54	54.94	24.89	2x22P	53.34	67.57	74.80	90.50	60.45
2x9P	20.32	34.55	42.08	57.48	27.43	2x23P	55.88	70.11	77.34	93.04	62.99
2x10P	22.86	37.09	44.62	60.02	29.97	2x24P	58.42	72.65	79.88	95.58	65.53
2x11P	25.40	39.63	47.16	62.56	32.51	2x25P	60.96	75.19	82.42	98.12	68.07
2x12P	27.94	42.17	49.70	65.10	35.05	2x26P	63.50	77.73	84.96	100.66	70.61
2x13P	30.48	44.71	52.24	67.64	37.59	2x27P	66.04	80.27	87.50	103.20	73.15
2x14P	33.02	47.25	54.78	70.18	40.13	2x28P	68.58	82.81	90.04	105.74	75.69
2x15P	35.56	49.79	57.32	72.72	42.67	2x29P	71.12	85.35	92.58	108.28	78.23
2x16P	38.10	52.33	59.86	75.26	45.21	2x30P	73.66	87.89	95.12	110.82	80.77
2x17P	40.64	54.87	62.40	77.80	47.75	2x31P	76.20	90.43	97.66	113.36	83.31
2x18P	43.18	57.41	64.94	80.34	50.29	2x32P	78.74	92.97	100.20	115.90	85.85

Unit: mm

A2547HIA-2xXP

2.54mm Pitch 180° Box Header

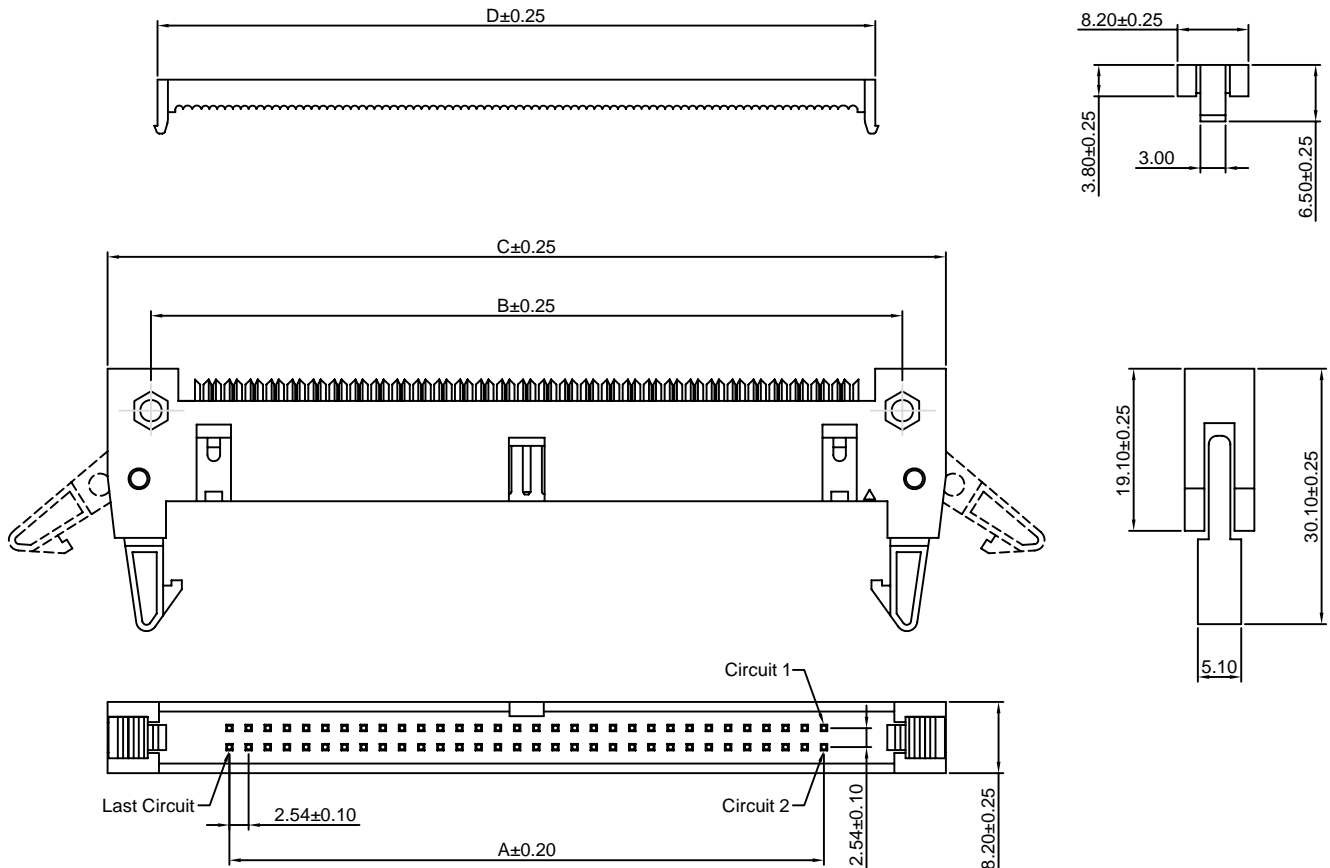
Reference Informations:

- *Material: Pin: Brass/Gold over Nickel
Insulator: PBT, UL94V-0
- *Mates with CJT A2547H-2xXP series Dual row Housing
- *Color: Gray

Ordering Information:

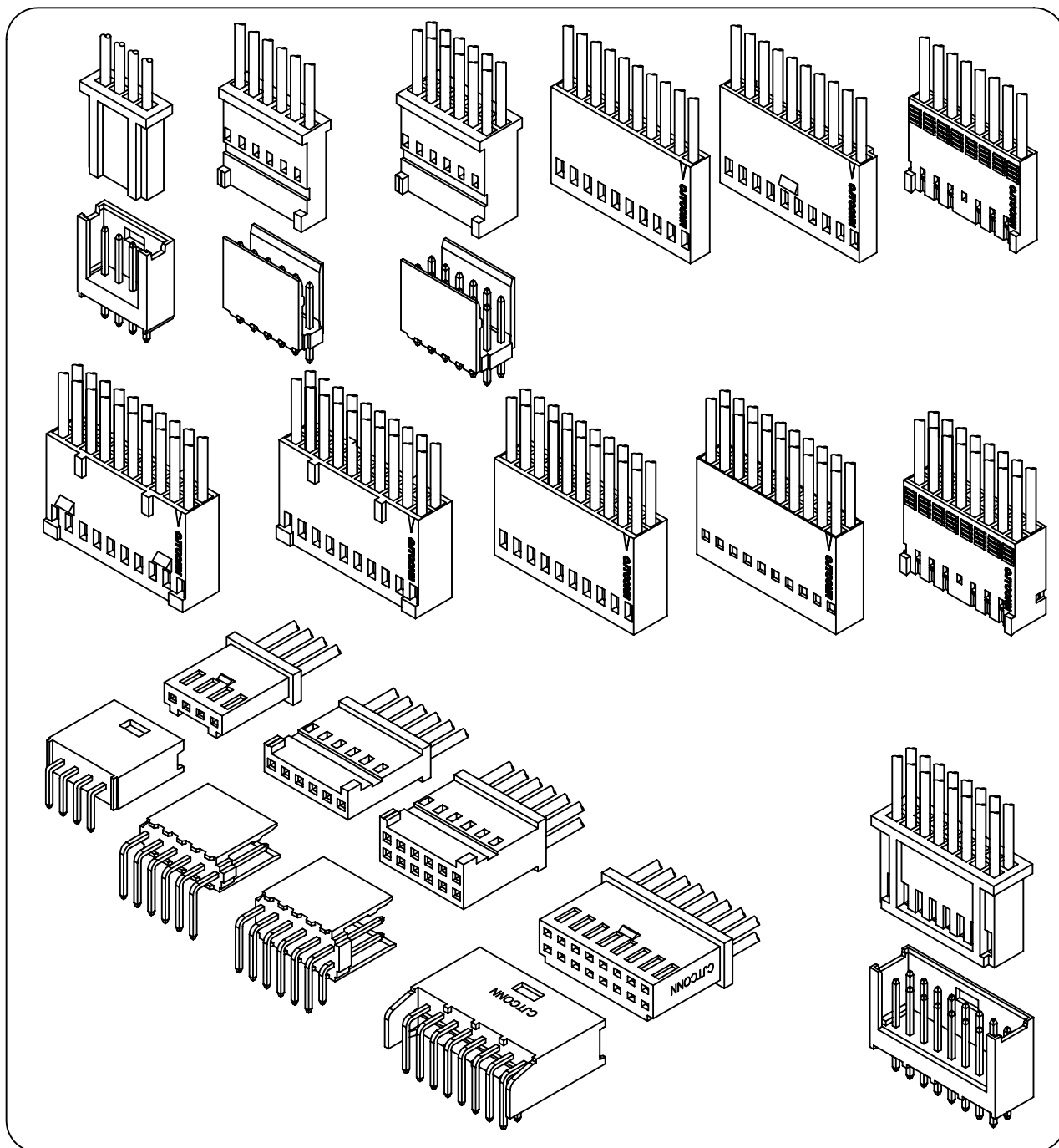
 A2547HIA-2xXP - *** - ***
 1 2 3

1. Part No.
2. Material:
(Blank): PBT, UL94V-0
6T: Nylon 6T, UL94V-0
GWT: PBT, UL94V-0, GWT 750°C
3. Finish:
(Blank): Gold-flash
G15: 15µm (0.38µm) MIN. Select Gold (Mating Area)
100µm (2.54µm) MIN. Select Tin
G30: 30µm (0.76µm) MIN. Select Gold (Mating Area)
100µm (2.54µm) MIN. Select Tin
T: Tin over Nickel


Ordering Information & Dimensions:

PART NO.	Dimensions				PART NO.	Dimensions			
	A	B	C	D		A	B	C	D
2x5P	10.16	24.39	31.92	17.27	2x19P	45.72	59.95	67.18	52.83
2x6P	12.70	26.93	34.46	19.81	2x20P	48.26	62.49	69.72	55.37
2x7P	15.24	29.47	37.00	22.35	2x21P	50.80	65.03	72.26	57.91
2x8P	17.78	32.01	39.54	24.89	2x22P	53.34	67.57	74.80	60.45
2x9P	20.32	34.55	42.08	27.43	2x23P	55.88	70.11	77.34	62.99
2x10P	22.86	37.09	44.62	29.97	2x24P	58.42	72.65	79.88	65.53
2x11P	25.40	39.63	47.16	32.51	2x25P	60.96	75.19	82.42	68.07
2x12P	27.94	42.17	49.70	35.05	2x26P	63.50	77.73	84.96	70.61
2x13P	30.48	44.71	52.24	37.59	2x27P	66.04	80.27	87.50	73.15
2x14P	33.02	47.25	54.78	40.13	2x28P	68.58	82.81	90.04	75.69
2x15P	35.56	49.79	57.32	42.67	2x29P	71.12	85.35	92.58	78.23
2x16P	38.10	52.33	59.86	45.21	2x30P	73.66	87.89	95.12	80.77
2x17P	40.64	54.87	62.40	47.75	2x31P	76.20	90.43	97.66	83.31
2x18P	43.18	57.41	64.94	50.29	2x32P	78.74	92.97	100.20	85.85

Unit: mm



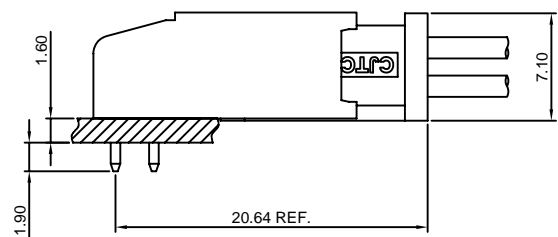
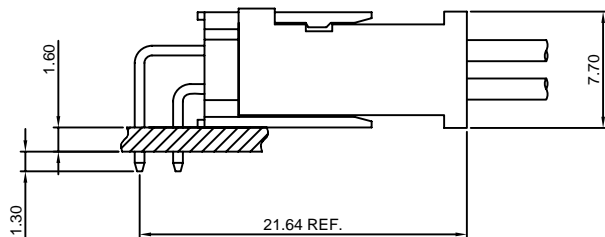
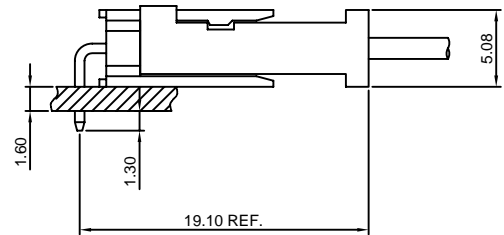
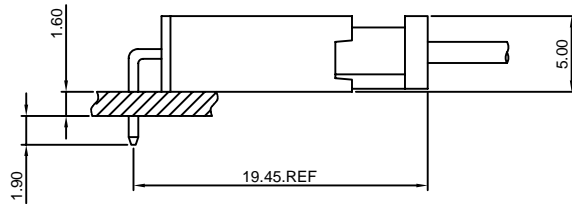
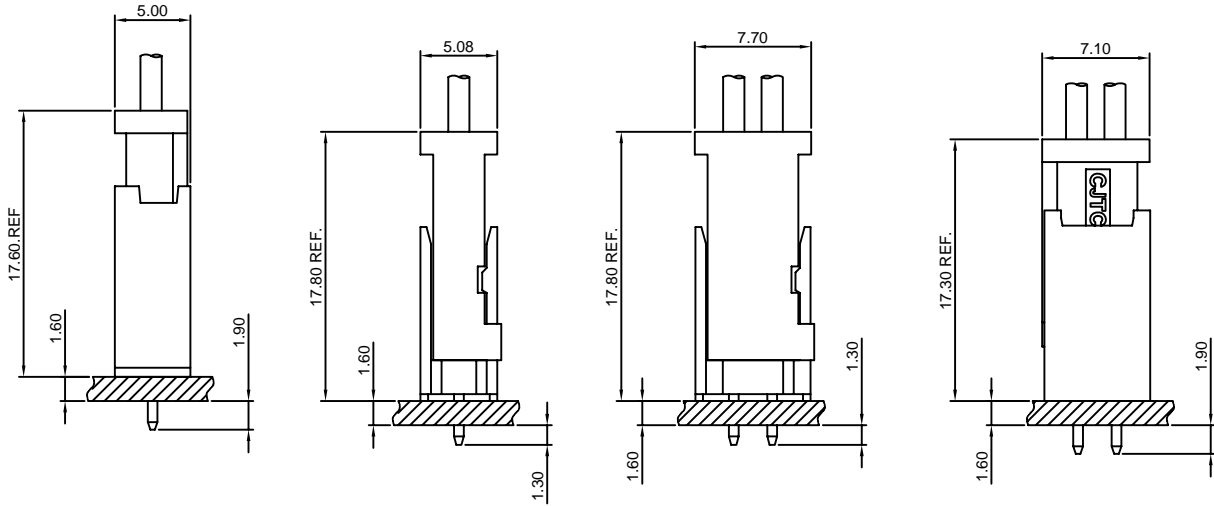
Specifications

Current rating:3A AC,DC
 Voltage rating:250V AC,DC
 Temperature range:-40°C~+105°C
 Contact resistance:20mΩMax.
 Insulation resistance:1000MΩMin.
 Withstanding voltage:1000V AC/minute
 Compliant with RoHS and REACH
 Meet the HF/Halogen Free,need to customize
 Contact CJT for details

Standards



Assembly layout

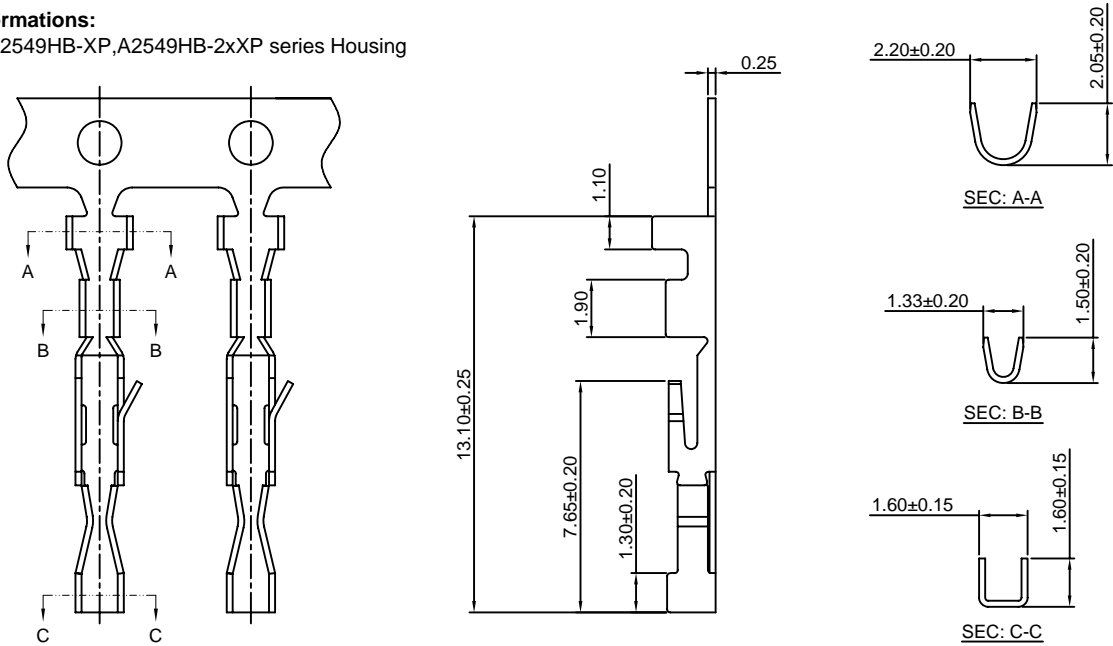


A2549-T-A

2.54mm Pitch Crimp Terminal

Reference Informations:

*Used in CJT A2549HB-XP, A2549HB-2xXP series Housing



Ordering information & Specifications:

Unit:mm

Part NO.	Wire Range	Insulation O.D.	Material	Finish	Qty/reel
A2549-TP-A	AWG#22-#28	1.55mm(max)	Phosphor Bronze	Tin over Nickel	15,000 PCS
A2549-GP-A	AWG#22-#28	1.55mm(max)	Phosphor Bronze	Gold over Nickel	15,000 PCS

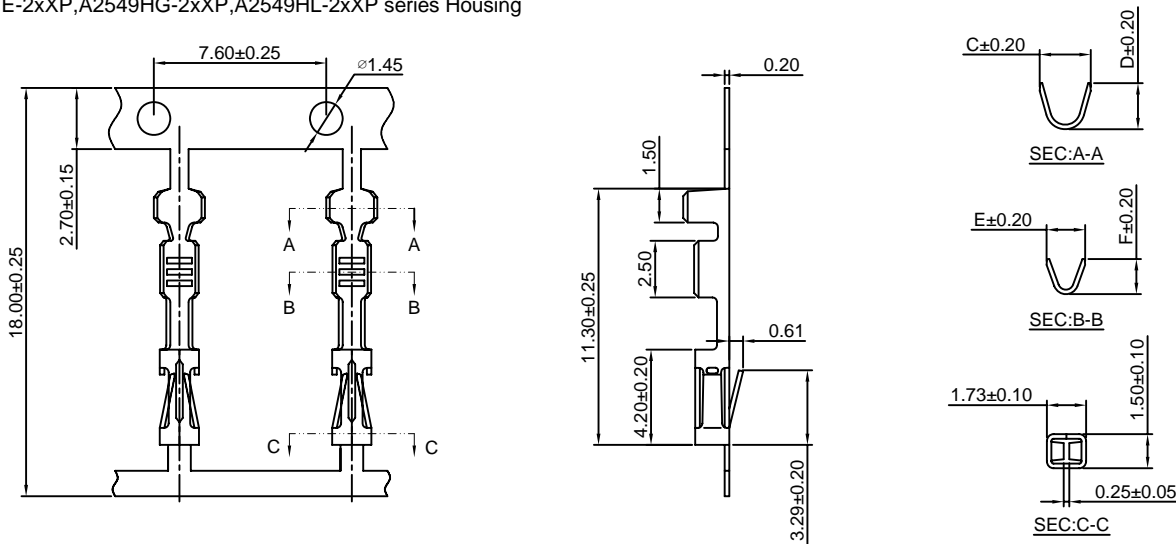
Optional Gold plating available but MOQ requested

A2549-T-C

2.54mm Pitch Crimp Terminal

Reference Informations:

*Used in CJT A2549HC-XP, A2549HC-2xXP, A2549HD-XP, A2549HD-2xXP, A2549HE-2xXP, A2549HG-2xXP, A2549HL-2xXP series Housing



Ordering information & Specifications:

Unit:mm

Part NO.	Wire Range	Insulation O.D.	Material	Finish	C	D	E	F	Qty/reel
A2549-TP-C	AWG#22-#26	1.55mm(max)	Phosphor Bronze	Tin over Nickel	2.25	2.03	1.70	1.55	8,000 PCS
A2549-GP-C	AWG#22-#26	1.55mm(max)	Phosphor Bronze	Gold over Nickel	2.25	2.03	1.70	1.55	8,000 PCS
A2549-TP-C-H	AWG#20-#24	1.90mm(max)	Phosphor Bronze	Tin over Nickel	2.61	2.03	2.03	1.80	8,000 PCS
A2549-GP-C-H	AWG#20-#24	1.90mm(max)	Phosphor Bronze	Gold over Nickel	2.61	2.03	2.03	1.80	8,000 PCS
A2549-TP-C-L	AWG#28-#32	0.90mm(max)	Phosphor Bronze	Tin over Nickel	2.01	1.54	1.35	1.23	8,000 PCS
A2549-GP-C-L	AWG#28-#32	0.90mm(max)	Phosphor Bronze	Gold over Nickel	2.01	1.54	1.35	1.23	8,000 PCS

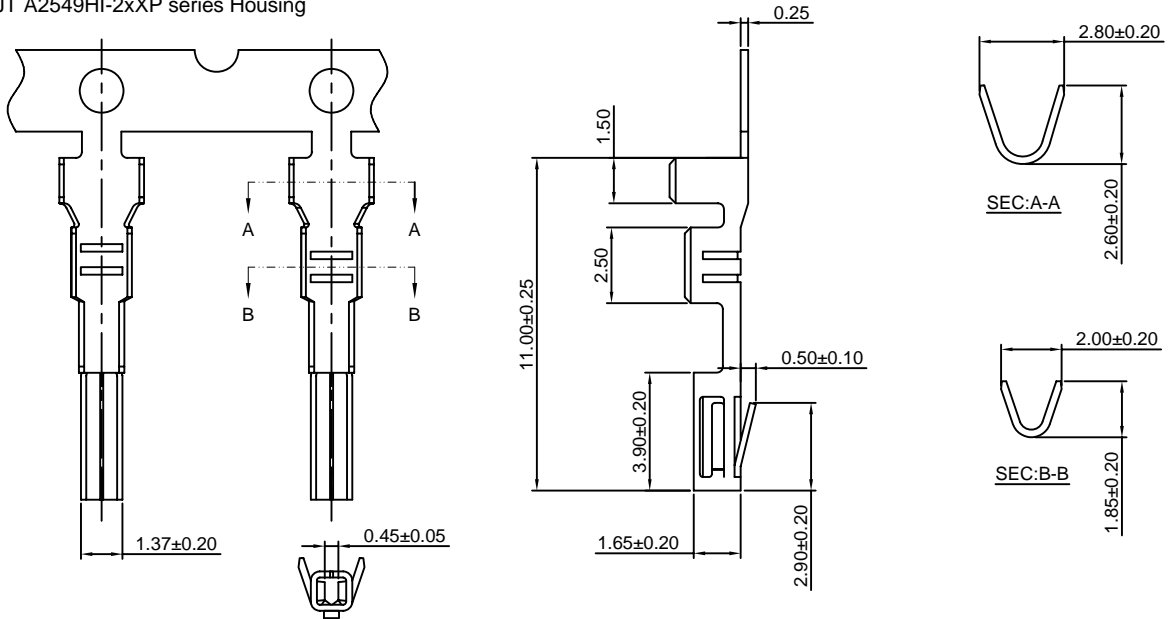
Optional Gold plating available but MOQ requested

A2549-T-I

2.54mm Pitch Crimp Terminal

Reference Informations:

*Used in CJT A2549HI-2xXP series Housing



Ordering information & Specifications:

Unit:mm

Part NO.	Wire Range	Insulation O.D.	Material	Finish	Qty/reel
A2549-TP-I	AWG#20-#24	1.55mm(max)	Phosphor Bronze	Tin over Nickel	10,000 PCS
A2549-GP-I	AWG#20-#24	1.55mm(max)	Phosphor Bronze	Gold over Nickel	10,000 PCS

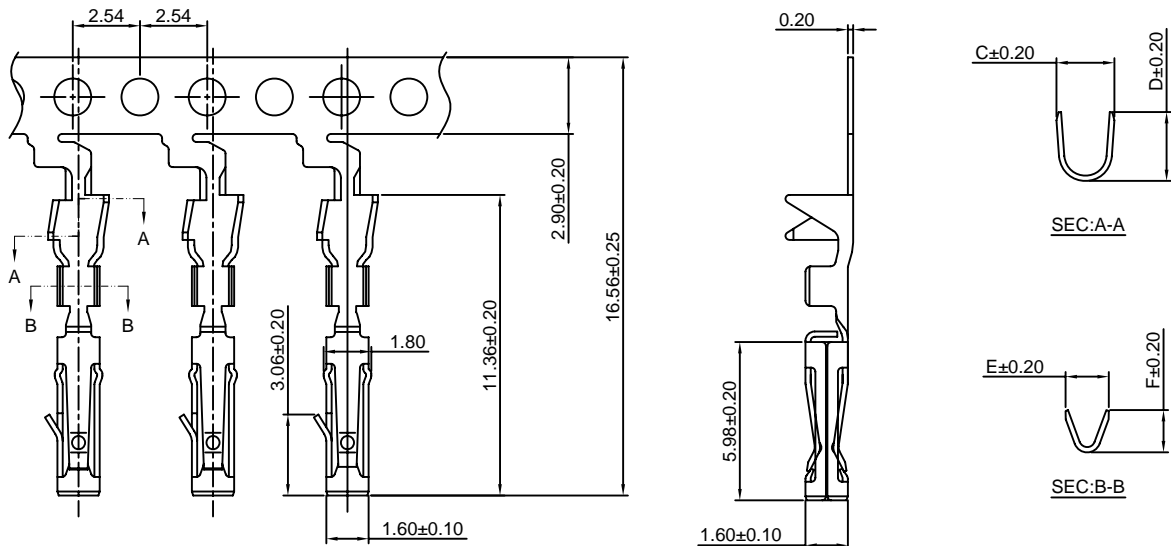
Optional Gold plating available but MOQ requested

A2549-T-K

2.54mm Pitch Crimp Terminal

Reference Informations:

*Used in CJT A2549HK-XP,A2549HK-2xXP series Housing



Ordering information & Specifications:

Unit:mm

Part NO	Wire Range	Insulation O.D.	Material	Finish	C	D	E	F	Qty/reel
A2549-TP-K	AWG#22-#30	1.50mm(max)	Phosphor Bronze	Tin over Nickel	2.19	2.60	1.64	1.60	15,000 PCS
A2549-GP-K	AWG#22-#30	1.50mm(max)	Phosphor Bronze	Gold over Nickel	2.19	2.60	1.64	1.60	15,000 PCS
A2549-TP-K-H	AWG#20-#22	1.60mm(max)	Phosphor Bronze	Tin over Nickel	2.40	2.20	2.10	2.00	15,000 PCS
A2549-GP-K-H	AWG#20-#22	1.60mm(max)	Phosphor Bronze	Gold over Nickel	2.40	2.20	2.10	2.00	15,000 PCS

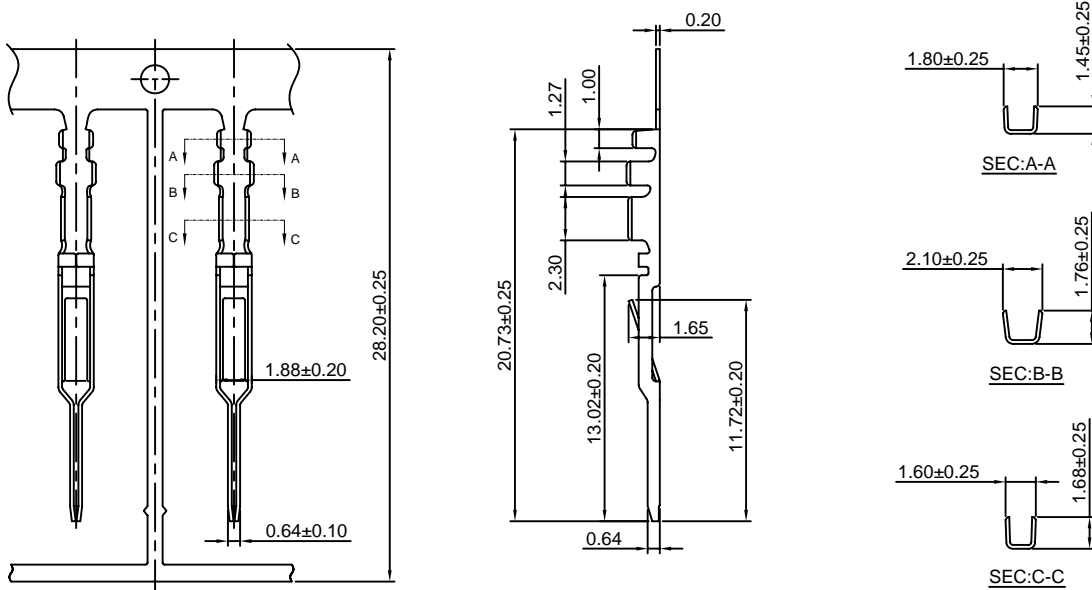
Optional Gold plating available but MOQ requested

A2549M-T

2.54mm Pitch Crimp Terminal

Reference Informations:

*Used in CJT A2549HM-XP, A2549HM-2xXP series Housing



Ordering information & Specifications:

Unit:mm

Part NO.	Wire Range	Insulation O.D.	Material	Finish	Qty/reel
A2549M-TP	AWG#22-#26	1.55mm(max)	Phosphor Bronze	Tin over Nickel	10,000 PCS
A2549M-GP	AWG#22-#26	1.55mm(max)	Phosphor Bronze	Gold over Nickel	10,000 PCS

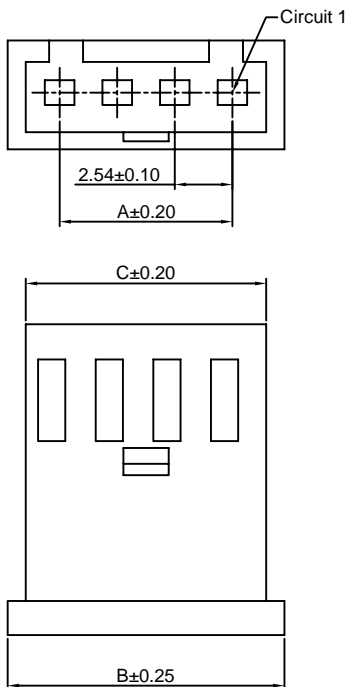
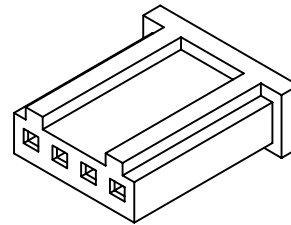
Optional Gold plating available but MOQ requested

A2549H-XP

2.54mm pitch Housing

Reference Informations:

- *Material:PBT,UL94V-0
- *Suitable CJT A2547-T-B series Terminal
- *Mates with CJT A2549HM-XP series Housing or A2549WV,WR-XP,A2547WVE,WRE-XP series Wafer
- *Color:Black



Ordering Information:

A2549H-XP - ***
1 2

- Part No.
- Material:
(Blank):PBT,UL94V-0
GWT:PBT,UL94V-0,GWT 750°C

Ordering Information & Dimensions:

PART NO.	Dimensions		
	A	B	C
2P	2.54	7.10	5.60
3P	5.08	9.64	8.14
4P	7.62	12.18	10.68
5P	10.16	14.72	13.22
6P	12.70	17.26	15.76
7P	15.24	19.80	18.30
8P	17.78	22.34	20.84
9P	20.32	24.88	23.38
10P	22.86	27.42	25.92
11P	25.40	29.96	28.46
12P	27.94	32.50	31.00
13P	30.48	35.04	33.54
14P	33.02	37.58	36.08
15P	35.56	40.12	38.62
16P	38.10	42.66	41.16
17P	40.64	45.20	43.70
18P	43.18	47.74	46.24
19P	45.72	50.28	48.78
20P	48.26	52.82	51.32
21P	50.80	55.36	53.86
22P	53.34	57.90	56.40

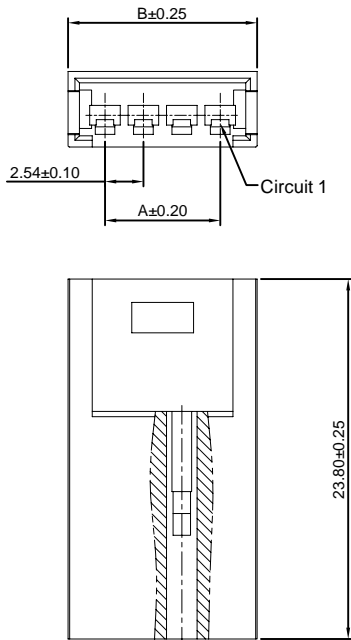
Unit: mm

A2549HM-XP

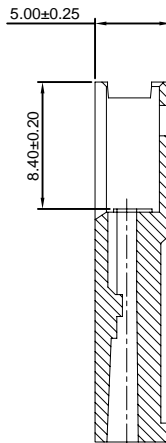
2.54mm pitch Housing

Reference Informations:

- *Material:PBT, UL94V-0
- *Suitable CJT A2549M-T series Terminal
- *Mates with CJT A2549H-XP series Housing
- *Color:Black



Ordering Information:
 A2549HM-XP - ***
 1 2
 1.Part No.
 2.Material:
 (Blank): PBT,UL94V-0
 GWT: PBT,UL94V-0 GWT 750°C



Ordering Information & Dimensions:

PART NO.	Dimensions	
	A	B
2P	2.54	7.42
3P	5.08	9.96
4P	7.62	12.50
5P	10.16	15.04
6P	12.70	17.58
7P	15.24	20.12
8P	17.78	22.66
9P	20.32	25.20
10P	22.86	27.74
11P	25.40	30.28
12P	27.94	32.82
13P	30.48	35.36
14P	33.02	37.90
15P	35.56	40.44
16P	38.10	42.98
17P	40.64	45.52
18P	43.18	48.06
19P	45.72	50.60
20P	48.26	53.14

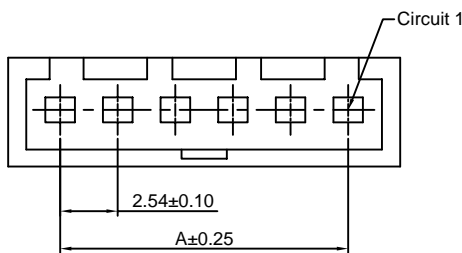
Unit: mm

A2549HA-XP

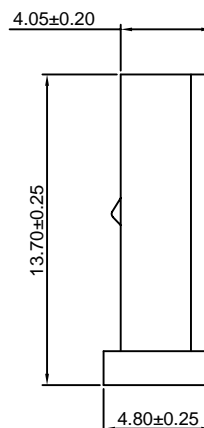
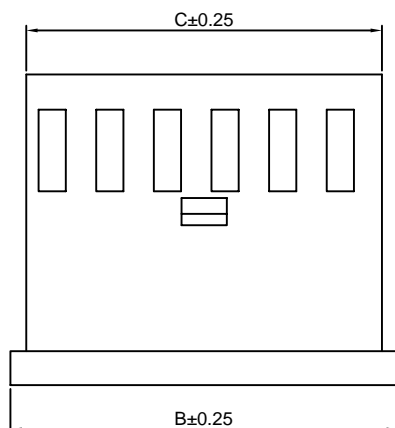
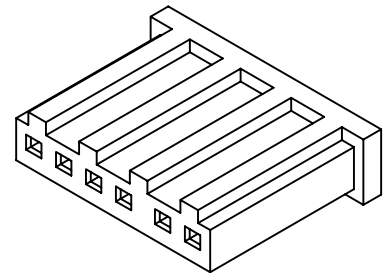
2.54mm pitch Housing

Reference Informations:

- *Material:PBT, UL94V-0
- *Suitable CJT A2547-T-B series Terminal
- *Mates with CJT A2549WV,WR-XP,A2547WVE,WRE-XP series Wafer
- *Color:Black



Ordering Information:
 A2549HA-XP - ***
 1 2
 1.Part No.
 2.Material:
 (Blank): PBT,UL94V-0
 GWT: PBT,UL94V-0 GWT 750°C



Ordering Information & Dimensions:

PART NO.	Dimensions		
	A	B	C
2P	2.54	7.10	5.60
4P	7.62	12.20	10.68
6P	12.70	17.30	15.76
8P	17.78	22.30	20.84
9P	20.32	24.84	23.38
10P	22.86	27.38	25.92
12P	27.94	32.46	31.00
15P	35.56	41.08	38.64
22P	53.34	58.86	56.40

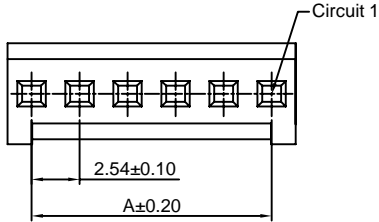
Unit: mm

A2549HB-XP

2.54mm pitch Single Row Housing

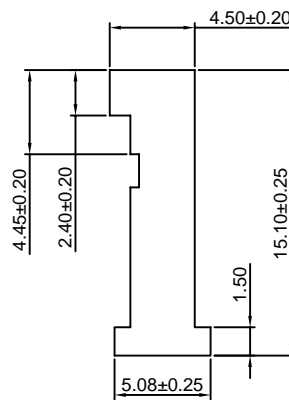
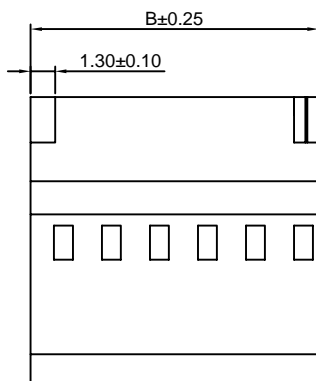
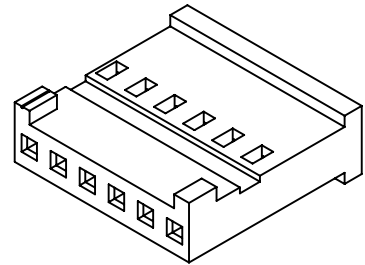
Reference Informations:

- *Material:Nylon 66+15%GF,UL94V-0
- *Suitable CJT A2549-T-A series Terminal
- *Mates with CJT A2549WVB,WRB-XP series Wafer
- *Color:Blue



Ordering Information:
A2549HB-XP - *** - **
1 2 3

- 1.Part No.
- 2.Material:
(blank): Nylon 66,UL94V-0
GWT: Nylon 66,UL94V-0 GWT 750 °C
- 3.Color:
(blank):Blue
BK:Black



Ordering Information & Dimensions:

PART NO.	Dimensions	
	A	B
2P	2.54	5.08
3P	5.08	7.62
4P	7.62	10.16
5P	10.16	12.70
6P	12.70	15.24
7P	15.24	17.78
8P	17.78	20.32
9P	20.32	22.86
10P	22.86	25.40
12P	27.94	30.48
15P	35.56	38.10
18P	43.18	45.72

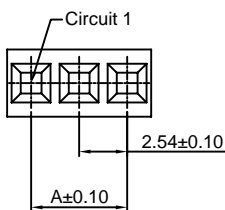
Unit: mm

A2549HC-XP

2.54mm pitch Single Row Housing

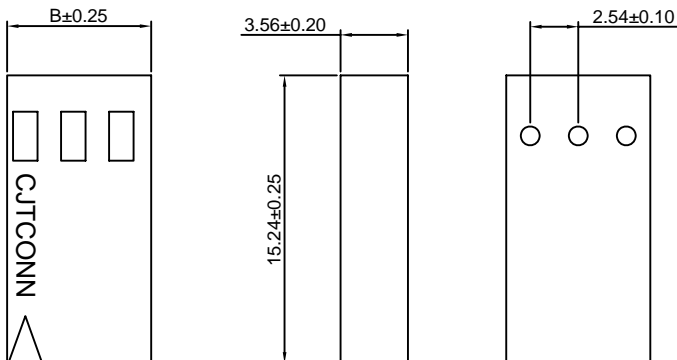
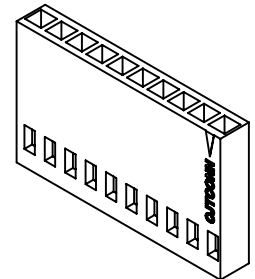
Reference Informations:

- *Material:PBT,UL94V-0
- *Suitable CJT A2549-T-C series Terminal
- *Mates with CJT A2541 series Wafer
- *Color:Black



Ordering Information:
A2549HC-XP - ***
1 2

- 1.Part No.
- 2.Material:
(Blank): PBT,UL94V-0
GWT: PBT,UL94V-0 GWT 750 °C



Ordering Information & Dimensions:

PART NO.	Dimensions		PART NO.	Dimensions	
	A	B		A	B
3P	5.08	7.62	20P	48.26	50.80
4P	7.62	10.16	21P	50.80	53.34
5P	10.16	12.70	22P	53.34	55.88
6P	12.70	15.24	23P	55.88	58.42
7P	15.24	17.78	24P	58.42	60.96
8P	17.78	20.32	25P	60.96	63.50
9P	20.32	22.86	26P	63.50	66.04
10P	22.86	25.40	27P	66.04	68.58
11P	25.40	27.94	28P	68.58	71.12
12P	27.94	30.48	29P	71.12	73.66
13P	30.48	33.02	30P	73.66	76.20
14P	33.02	35.56	31P	76.20	78.74
15P	35.56	38.10	32P	78.74	81.28
16P	38.10	40.64	33P	81.28	83.82
17P	40.64	43.18	34P	83.82	86.36
18P	43.18	45.72	35P	86.36	88.90
19P	45.72	48.26	36P	88.90	91.44

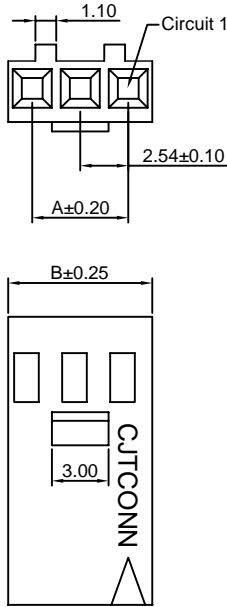
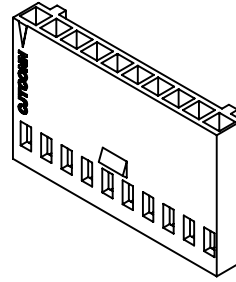
Unit: mm

A2549HD-XP

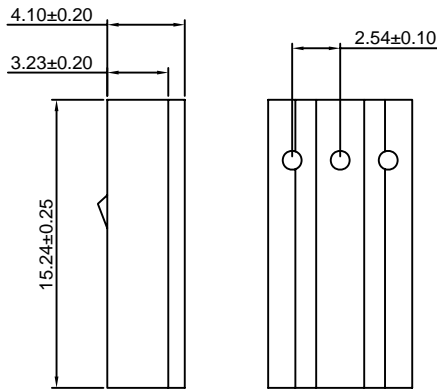
2.54mm pitch Single Row Housing

Reference Informations:

- *Material:PBT,UL94V-0
- *Suitable CJT A2549-T-C series Terminal
- *Mates with CJT A2547WVF,WRF-XP series Wafer
- *Color:Black



Ordering Information:
A2549HD-XP - ***
 1 2
 1.Part No.
 2.Material:
 (Blank): PBT,UL94V-0
 GWT: PBT,UL94V-0 GWT 750 °C



Ordering Information & Dimensions:

PART NO.	Dimensions		PART NO.	Dimensions	
	A	B		A	B
3P	5.08	7.62	20P	48.26	50.80
4P	7.62	10.16	21P	50.80	53.34
5P	10.16	12.70	22P	53.34	55.88
6P	12.70	15.24	23P	55.88	58.42
7P	15.24	17.78	24P	58.42	60.96
8P	17.78	20.32	25P	60.96	63.50
9P	20.32	22.86	26P	63.50	66.04
10P	22.86	25.40	27P	66.04	68.58
11P	25.40	27.94	28P	68.58	71.12
12P	27.94	30.48	29P	71.12	73.66
13P	30.48	33.02	30P	73.66	76.20
14P	33.02	35.56	31P	76.20	78.74
15P	35.56	38.10	32P	78.74	81.28
16P	38.10	40.64	33P	81.28	83.82
17P	40.64	43.18	34P	83.82	86.36
18P	43.18	45.72	35P	86.36	88.90
19P	45.72	48.26	36P	88.90	91.44

Unit: mm

A2549HK-XP

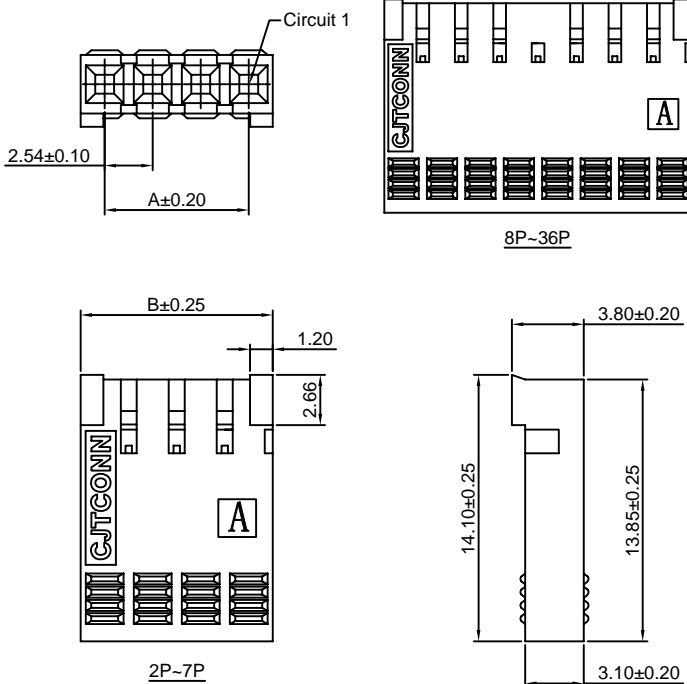
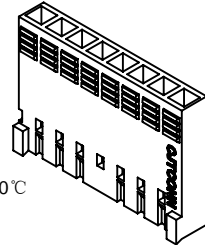
2.54mm pitch Single Row Housing

Reference Informations:

- *Material:PBT,UL94V-0
- *Suitable CJT A2549-T-K series Terminal
- *Mates with CJT A2549WVK,WRK-XP series Wafer
- *Color:Blue

Ordering Information:
A2549HK-XP - ***
 1 2

1.Part No.
 2.Material:
 (Blank): PBT,UL94V-0
 GWT: PBT,UL94V-0 GWT 750 °C



Ordering Information & Dimensions:

PART NO.	Dimensions		PART NO.	Dimensions	
	A	B		A	B
2P	2.54	5.08	20P	48.26	50.80
3P	5.08	7.62	21P	50.80	53.34
4P	7.62	10.16	22P	53.34	55.88
5P	10.16	12.70	23P	55.88	58.42
6P	12.70	15.24	24P	58.42	60.96
7P	15.24	17.78	25P	60.96	63.50
8P	17.78	20.32	26P	63.50	66.04
9P	20.32	22.86	27P	66.04	68.58
10P	22.86	25.40	28P	68.58	71.12
11P	25.40	27.94	29P	71.12	73.66
12P	27.94	30.48	30P	73.66	76.20
13P	30.48	33.02	31P	76.20	78.74
14P	33.02	35.56	32P	78.74	81.28
15P	35.56	38.10	33P	81.28	83.82
16P	38.10	40.64	34P	83.82	86.36
17P	40.64	43.18	35P	86.36	88.90
18P	43.18	45.72	36P	88.90	91.44
19P	45.72	48.26			

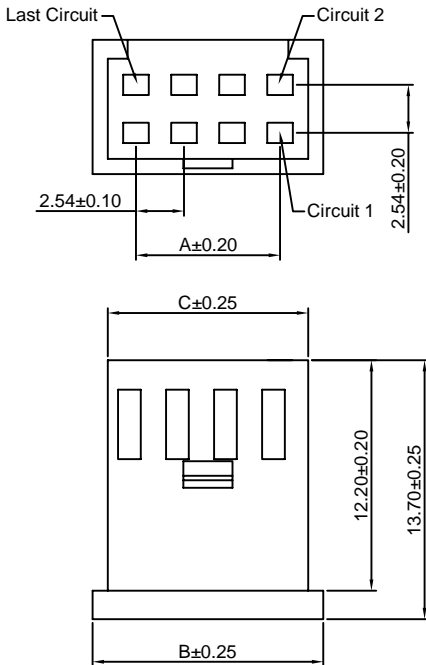
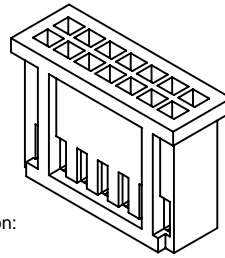
Unit: mm

A2549H-2xXP

2.54mm pitch Dual Row Housing

Reference Informations:

- *Material: PBT, UL94V-0
- *Suitable CJT A2547-T-B series Terminal
- *Mates with CJT A2549HM-2xXP series Housing or A2549WV, WR-2xXP series Wafer
- *Color: Black



Ordering Information:
A2549H-2xXP - ***

- 1. Part No.
- 2. Material:
(Blank): PBT, UL94V-0
GWT: PBT, UL94V-0 GWT 750°C

Ordering Information & Dimensions:

PART NO.	Dimensions		
	A	B	C
2x2P	2.54	7.10	5.60
2x3P	5.08	9.64	8.14
2x4P	7.62	12.18	10.68
2x5P	10.16	14.72	13.22
2x6P	12.70	17.26	15.76
2x7P	15.24	19.80	18.30
2x8P	17.78	22.34	20.84
2x9P	20.32	24.88	23.38
2x10P	22.86	27.42	25.92
2x11P	25.40	29.96	28.46
2x12P	27.94	32.50	31.00
2x13P	30.48	35.04	33.54
2x14P	33.02	37.58	36.08
2x15P	35.56	40.12	38.62
2x16P	38.10	42.66	41.16
2x17P	40.64	45.20	43.70
2x18P	43.18	47.74	46.24
2x19P	45.72	50.28	48.78
2x20P	48.26	52.82	51.32
2x21P	50.80	55.36	53.86
2x22P	53.34	57.90	56.40

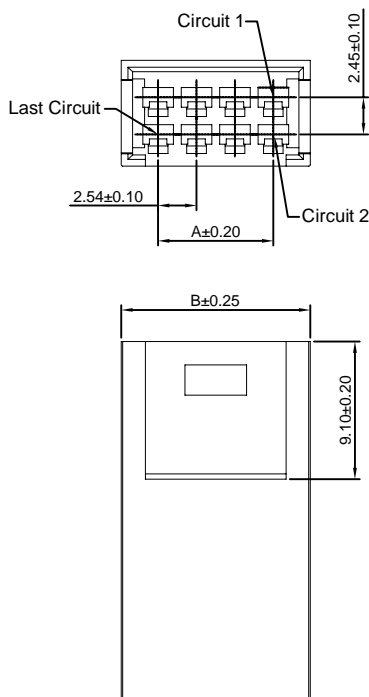
Unit: mm

A2549HM-2xXP

2.54mm pitch Dual Row Housing

Reference Informations:

- *Material: PBT, UL94V-0
- *Suitable CJT A2549M-T series Terminal
- *Mates with CJT A2549H-2xXP series Dual Row Housing
- *Color: Black



Ordering Information:
A2549HM-2xXP - ***

- 1. Part No.
- 2. Material:
(Blank): PBT, UL94V-0
GWT: PBT, UL94V-0 GWT 750°C

Ordering Information & Dimensions:

PART NO.	Dimensions	
	A	B
2x2P	2.54	7.42
2x3P	5.08	9.96
2x4P	7.62	12.50
2x5P	10.16	15.04
2x6P	12.70	17.58
2x7P	15.24	20.12
2x8P	17.78	22.66
2x9P	20.32	25.20
2x10P	22.86	27.74
2x11P	25.40	30.28
2x12P	27.94	32.82
2x13P	30.48	35.36
2x14P	33.02	37.90
2x15P	35.56	40.44
2x16P	38.10	42.98
2x17P	40.64	45.52
2x18P	43.18	48.06
2x19P	45.72	50.60
2x20P	48.26	53.14

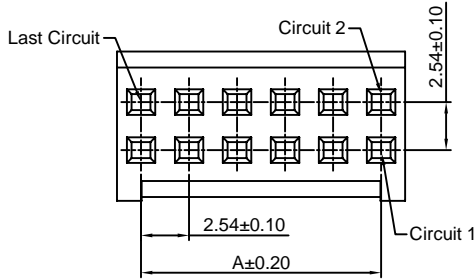
Unit: mm

A2549HB-2xXP

2.54mm pitch Dual Row Housing

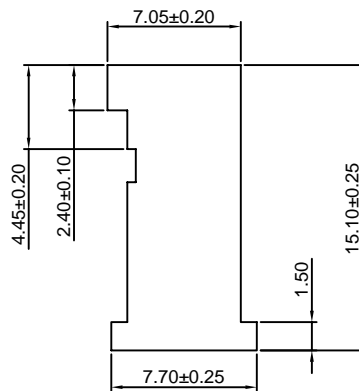
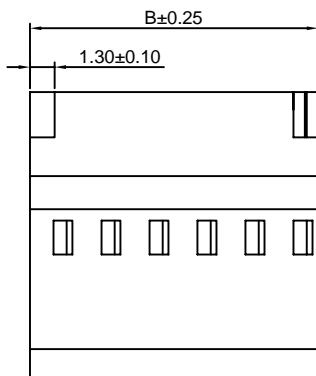
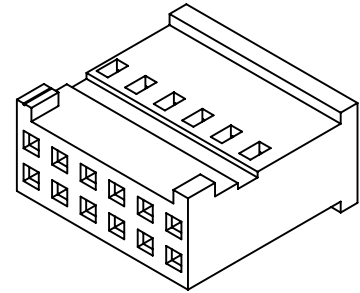
Reference Informations:

- *Material: Nylon 66 ,UL94V-0
- *Suitable CJT A2549-T-A series Terminal
- *Mates with CJT A2549WVB,WRB-2xXP series Dual Row Wafer
- *Color: Blue



Ordering Information:
A2549HB-2xXP - *** - **

1. Part No.
2. Material:
(blank): Nylon 66,UL94V-0
GWT: Nylon 66,UL94V-0,GWT 750 °C
3. Color:
(blank): Blue
BK: Black



Ordering Information & Dimensions:

PART NO.	Dimensions	
	A	B
2x3P	5.08	7.62
2x4P	7.62	10.16
2x5P	10.16	12.70
2x6P	12.70	15.24
2x7P	15.24	17.78
2x8P	17.78	20.32
2x9P	20.32	22.86
2x10P	22.86	25.40
2x12P	27.94	30.48
2x15P	35.56	38.10
2x18P	43.18	45.72

Unit: mm

A2549HC-2xXP

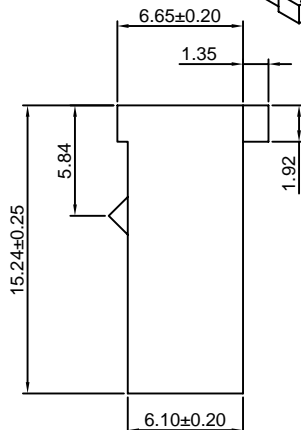
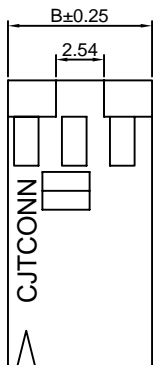
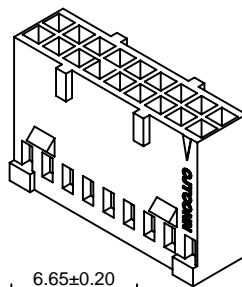
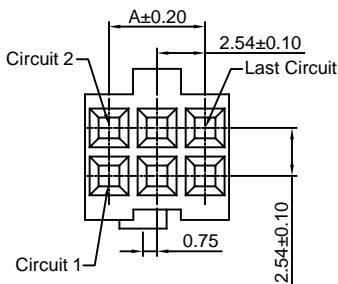
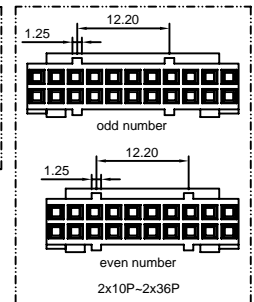
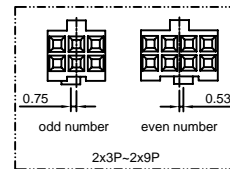
2.54mm pitch Dual Row Housing

Reference Informations:

- *Material: PBT,UL94V-0
- *Suitable CJT A2549-T-C series Terminal
- *Color: Black

Ordering Information:
A2549HC-2xXP - ***

1. Part No.
2. Material:
(Blank): PBT,UL94V-0
GWT: PBT,UL94V-0 GWT 750 °C



Ordering Information & Dimensions:

PART NO.	Dimensions		PART NO.	Dimensions	
	A	B		A	B
2x3P	5.08	7.62	2x20P	48.26	50.80
2x4P	7.62	10.16	2x21P	50.80	53.34
2x5P	10.16	12.70	2x22P	53.34	55.88
2x6P	12.70	15.24	2x23P	55.88	58.42
2x7P	15.24	17.78	2x24P	58.42	60.96
2x8P	17.78	20.32	2x25P	60.96	63.50
2x9P	20.32	22.86	2x26P	63.50	66.04
2x10P	22.86	25.40	2x27P	66.04	68.58
2x11P	25.40	27.94	2x28P	68.58	71.12
2x12P	27.94	30.48	2x29P	71.12	73.66
2x13P	30.48	33.02	2x30P	73.66	76.20
2x14P	33.02	35.56	2x31P	76.20	78.74
2x15P	35.56	38.10	2x32P	78.74	81.28
2x16P	38.10	40.64	2x33P	81.28	83.82
2x17P	40.64	43.18	2x34P	83.82	86.36
2x18P	43.18	45.72	2x35P	86.36	88.90
2x19P	45.72	48.26	2x36P	88.90	91.44

Unit: mm

A2549HD-2xXP

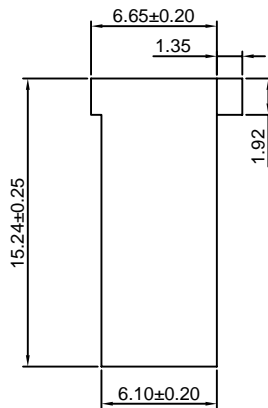
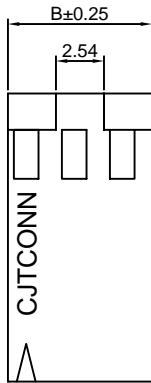
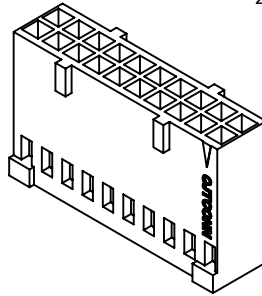
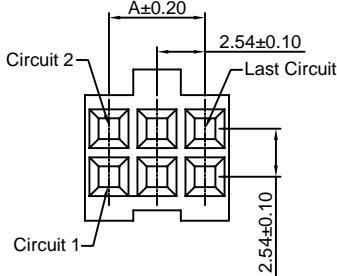
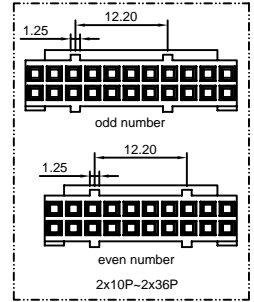
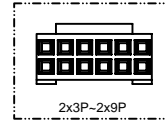
2.54mm pitch Dual Row Housing

Reference Informations:

- *Material:PBT,UL94V-0
- *Suitable CJT A2549-T-C series Terminal
- *Color:Black

Ordering Information:

- A2549HD-2xXP - ***
 1 2
 1.Part No.
 2.Material:
 (Blank): PBT,UL94V-0
 GWT: PBT,UL94V-0 GWT 750 °C



Ordering Information & Dimensions:

PART NO.	Dimensions		PART NO.	Dimensions	
	A	B		A	B
2x3P	5.08	7.62	2x20P	48.26	50.80
2x4P	7.62	10.16	2x21P	50.80	53.34
2x5P	10.16	12.70	2x22P	53.34	55.88
2x6P	12.70	15.24	2x23P	55.88	58.42
2x7P	15.24	17.78	2x24P	58.42	60.96
2x8P	17.78	20.32	2x25P	60.96	63.50
2x9P	20.32	22.86	2x26P	63.50	66.04
2x10P	22.86	25.40	2x27P	66.04	68.58
2x11P	25.40	27.94	2x28P	68.58	71.12
2x12P	27.94	30.48	2x29P	71.12	73.66
2x13P	30.48	33.02	2x30P	73.66	76.20
2x14P	33.02	35.56	2x31P	76.20	78.74
2x15P	35.56	38.10	2x32P	78.74	81.28
2x16P	38.10	40.64	2x33P	81.28	83.82
2x17P	40.64	43.18	2x34P	83.82	86.36
2x18P	43.18	45.72	2x35P	86.36	88.90
2x19P	45.72	48.26	2x36P	88.90	91.44

Unit: mm

A2549HE-2xXP

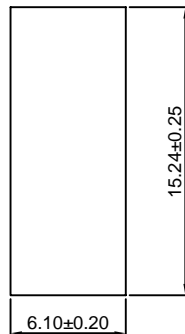
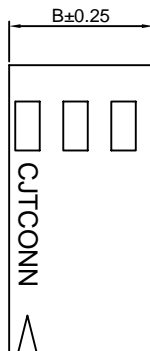
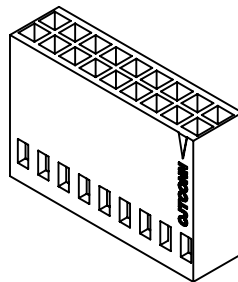
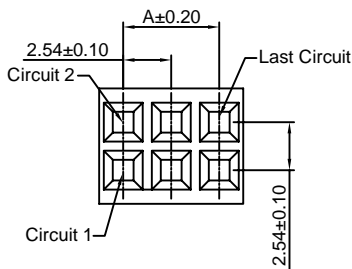
2.54mm pitch Dual Row Housing

Reference Informations:

- *Material:PBT,UL94V-0
- *Suitable CJT A2549-T-C series Terminal
- *Mates with CJT A2541 series Wafer
- *Color:Black

Ordering Information:

- A2549HE-2xXP - ***
 1 2
 1.Part No.
 2.Material:
 (Blank): PBT,UL94V-0
 GWT: PBT,UL94V-0 GWT 750 °C



Ordering Information & Dimensions:

PART NO.	Dimensions		PART NO.	Dimensions	
	A	B		A	B
2x3P	5.08	7.62	2x20P	48.26	50.80
2x4P	7.62	10.16	2x21P	50.80	53.34
2x5P	10.16	12.70	2x22P	53.34	55.88
2x6P	12.70	15.24	2x23P	55.88	58.42
2x7P	15.24	17.78	2x24P	58.42	60.96
2x8P	17.78	20.32	2x25P	60.96	63.50
2x9P	20.32	22.86	2x26P	63.50	66.04
2x10P	22.86	25.40	2x27P	66.04	68.58
2x11P	25.40	27.94	2x28P	68.58	71.12
2x12P	27.94	30.48	2x29P	71.12	73.66
2x13P	30.48	33.02	2x30P	73.66	76.20
2x14P	33.02	35.56	2x31P	76.20	78.74
2x15P	35.56	38.10	2x32P	78.74	81.28
2x16P	38.10	40.64	2x33P	81.28	83.82
2x17P	40.64	43.18	2x34P	83.82	86.36
2x18P	43.18	45.72	2x35P	86.36	88.90
2x19P	45.72	48.26	2x36P	88.90	91.44

Unit: mm

A2549HG-2xXP

2.54mm pitch Dual Row Housing

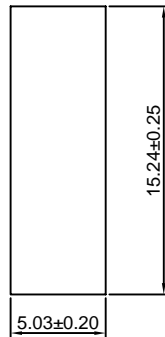
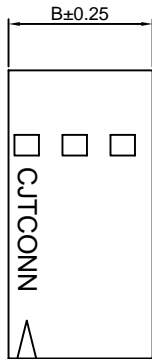
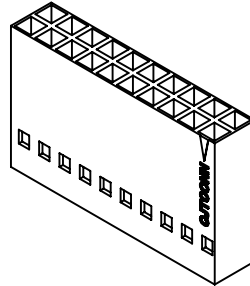
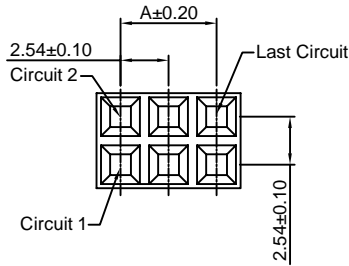
Reference Informations:

- *Material: PBT, UL94V-0
- *Suitable CJT A2549-T-C series Terminal
- *Mates with CJT A2541 series Wafer
- *Color: Black

Ordering Information:

A2549HG-2xXP - ***
1 2

- 1. Part No.
- 2. Material:
(Blank): PBT, UL94V-0
GWT: PBT, UL94V-0 GWT 750°C



Ordering Information & Dimensions:

PART NO.	Dimensions		PART NO.	Dimensions	
	A	B		A	B
2x3P	5.08	7.62	2x20P	48.26	50.80
2x4P	7.62	10.16	2x21P	50.80	53.34
2x5P	10.16	12.70	2x22P	53.34	55.88
2x6P	12.70	15.24	2x23P	55.88	58.42
2x7P	15.24	17.78	2x24P	58.42	60.96
2x8P	17.78	20.32	2x25P	60.96	63.50
2x9P	20.32	22.86	2x26P	63.50	66.04
2x10P	22.86	25.40	2x27P	66.04	68.58
2x11P	25.40	27.94	2x28P	68.58	71.12
2x12P	27.94	30.48	2x29P	71.12	73.66
2x13P	30.48	33.02	2x30P	73.66	76.20
2x14P	33.02	35.56	2x31P	76.20	78.74
2x15P	35.56	38.10	2x32P	78.74	81.28
2x16P	38.10	40.64	2x33P	81.28	83.82
2x17P	40.64	43.18	2x34P	83.82	86.36
2x18P	43.18	45.72	2x35P	86.36	88.90
2x19P	45.72	48.26	2x36P	88.90	91.44

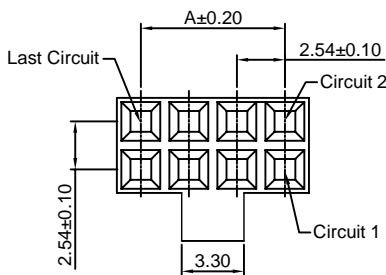
Unit: mm

A2549HG-N-2xXP

2.54mm pitch Dual Row Housing

Reference Informations:

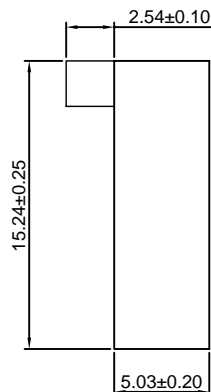
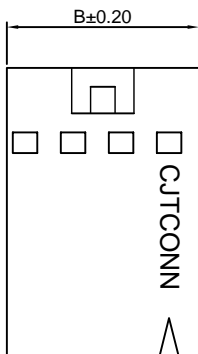
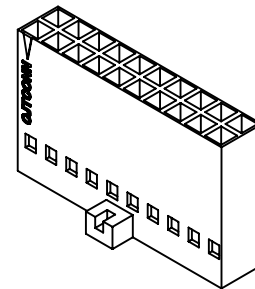
- *Material: PBT, UL94V-0
- *Suitable CJT A2549-T-C series Terminal
- *Mates with CJT A2547WV-N, WR-N-2xXP series Dual Row Wafer
- *Color: Black



Ordering Information:

A2549HG-N-2xXP - ***
1 2

- 1. Part No.
- 2. Material:
(Blank): PBT, UL94V-0
GWT: PBT, UL94V-0 GWT 750°C



Ordering Information & Dimensions:

PART NO.	Dimensions		PART NO.	Dimensions	
	A	B		A	B
2x3P	5.08	7.62	2x20P	48.26	50.80
2x4P	7.62	10.16	2x21P	50.80	53.34
2x5P	10.16	12.70	2x22P	53.34	55.88
2x6P	12.70	15.24	2x23P	55.88	58.42
2x7P	15.24	17.78	2x24P	58.42	60.96
2x8P	17.78	20.32	2x25P	60.96	63.50
2x9P	20.32	22.86	2x26P	63.50	66.04
2x10P	22.86	25.40	2x27P	66.04	68.58
2x11P	25.40	27.94	2x28P	68.58	71.12
2x12P	27.94	30.48	2x29P	71.12	73.66
2x13P	30.48	33.02	2x30P	73.66	76.20
2x14P	33.02	35.56	2x31P	76.20	78.74
2x15P	35.56	38.10	2x32P	78.74	81.28
2x16P	38.10	40.64	2x33P	81.28	83.82
2x17P	40.64	43.18	2x34P	83.82	86.36
2x18P	43.18	45.72	2x35P	86.36	88.90
2x19P	45.72	48.26	2x36P	88.90	91.44

Unit: mm

A2549HK-2xXP

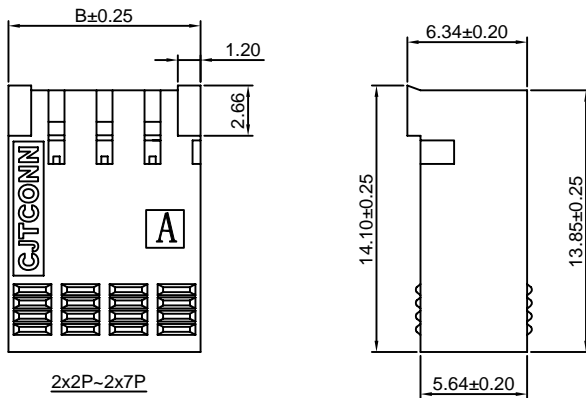
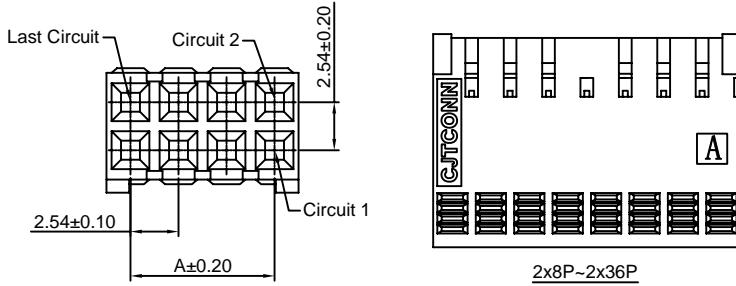
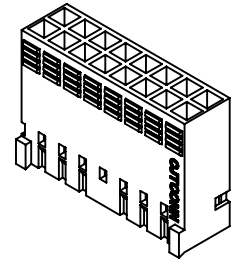
2.54mm pitch Dual Row Housing

Reference Informations:

- *Material: PBT, UL94V-0
- *Suitable CJT A2549-T-K series Terminal
- *Mates with CJT A2549WVK, WRK-2xXP series Wafer
- *Color: Blue

Ordering Information:
A2549HK-2xXP - ***
1 2

1. Part No.
2. Material:
(Blank): PBT, UL94V-0
GWT: PBT, UL94V-0 GWT 750°C



Ordering Information & Dimensions:

PART NO.	Dimensions		PART NO.	Dimensions	
	A	B		A	B
2x3P	5.08	7.62	2x20P	48.26	50.80
2x4P	7.62	10.16	2x21P	50.80	53.34
2x5P	10.16	12.70	2x22P	53.34	55.88
2x6P	12.70	15.24	2x23P	55.88	58.42
2x7P	15.24	17.78	2x24P	58.42	60.96
2x8P	17.78	20.32	2x25P	60.96	63.50
2x9P	20.32	22.86	2x26P	63.50	66.04
2x10P	22.86	25.40	2x27P	66.04	68.58
2x11P	25.40	27.94	2x28P	68.58	71.12
2x12P	27.94	30.48	2x29P	71.12	73.66
2x13P	30.48	33.02	2x30P	73.66	76.20
2x14P	33.02	35.56	2x31P	76.20	78.74
2x15P	35.56	38.10	2x32P	78.74	81.28
2x16P	38.10	40.64	2x33P	81.28	83.82
2x17P	40.64	43.18	2x34P	83.82	86.36
2x18P	43.18	45.72	2x35P	86.36	88.90
2x19P	45.72	48.26	2x36P	88.90	91.44

Unit: mm

A2549HI-2xXP

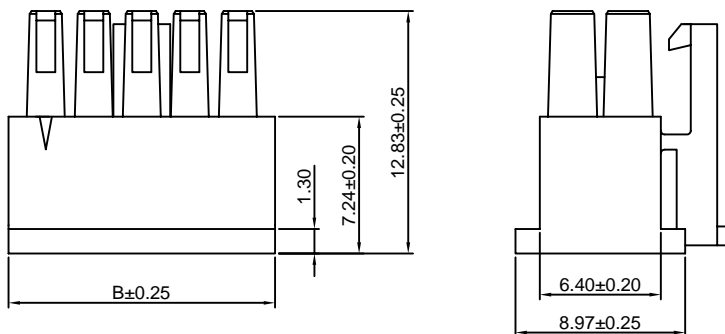
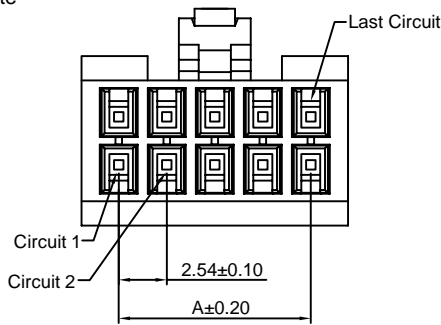
2.54mm pitch Dual Row Housing

Reference Informations:

- *Material: Nylon 66, UL94V-0
- *Suitable CJT A2549-T-I series Terminal
- *Mates with CJT A2549WVI, WRI-2xXP, A2549WVI-S-2xXP series Dual Row Wafer
- *Color: White

Ordering Information:
A2549HI-2xXP - ***
1 2

1. Part No.
2. Material:
(Blank): Nylon 66, UL94V-0
GWT: Nylon 66, UL94V-0, GWT 750°C



Ordering Information & Dimensions:

PART NO.	Dimensions	
	A	B
2x2P	2.54	6.48
2x3P	5.08	9.02
2x4P	7.62	11.56
2x5P	10.16	14.10
2x6P	12.70	16.64
2x7P	15.24	19.18
2x8P	17.78	21.72
2x9P	20.32	24.26
2x10P	22.86	26.80
2x11P	25.40	29.34
2x12P	27.94	31.88
2x13P	30.48	34.42
2x14P	33.02	36.96
2x15P	35.56	39.50
2x16P	38.10	42.04
2x17P	40.64	44.58
2x18P	43.18	47.12
2x19P	45.72	49.66
2x20P	48.26	52.20
2x21P	50.80	54.74
2x22P	53.34	57.28
2x23P	55.88	59.82
2x24P	58.42	62.36
2x25P	60.96	64.90

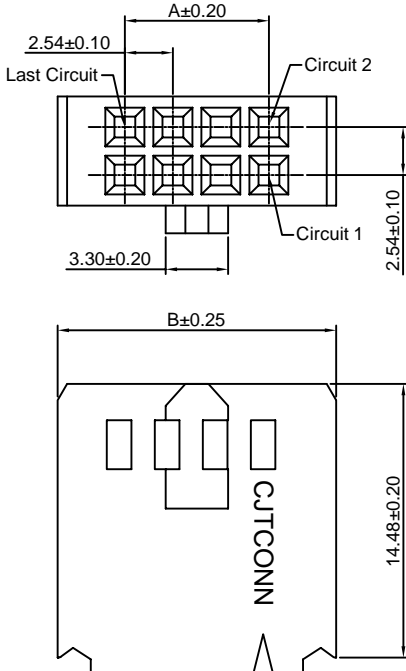
Unit: mm

A2549HL-2xXP

2.54mm pitch Dual Row Housing

Reference Informations:

- *Material: PBT, UL94V-0
- *Suitable CJT A2549-T-C series Terminal
- *Mates with CJT A2547WV, WR, WVC, WRC-2xXP series Wafer
- *Color: Black



Ordering Information:
A2549HL-2xXP - ***
1 2

1. Part No.
2. Material:
(Blank): PBT, UL94V-0
GWT: PBT, UL94V-0, GWT 750°C

Ordering Information & Dimensions:

PART NO.	Dimensions		PART NO.	Dimensions	
	A	B		A	B
2x4P	7.62	14.73	2x19P	45.72	52.83
2x5P	10.16	17.27	2x20P	48.26	55.37
2x6P	12.70	19.81	2x21P	50.80	57.91
2x7P	15.24	22.35	2x22P	53.34	60.45
2x8P	17.78	24.89	2x23P	55.88	62.99
2x9P	20.32	27.43	2x24P	58.42	65.53
2x10P	22.86	29.97	2x25P	60.96	68.07
2x11P	25.40	32.51	2x26P	63.50	70.61
2x12P	27.94	35.05	2x27P	66.04	73.15
2x13P	30.48	37.59	2x28P	68.58	75.69
2x14P	33.02	40.13	2x29P	71.12	78.23
2x15P	35.56	42.67	2x30P	73.66	80.77
2x16P	38.10	45.21	2x32P	76.20	83.31
2x17P	40.64	47.75	2x32P	78.74	85.85
2x18P	43.18	50.29			

Unit: mm

A2549WV-XP

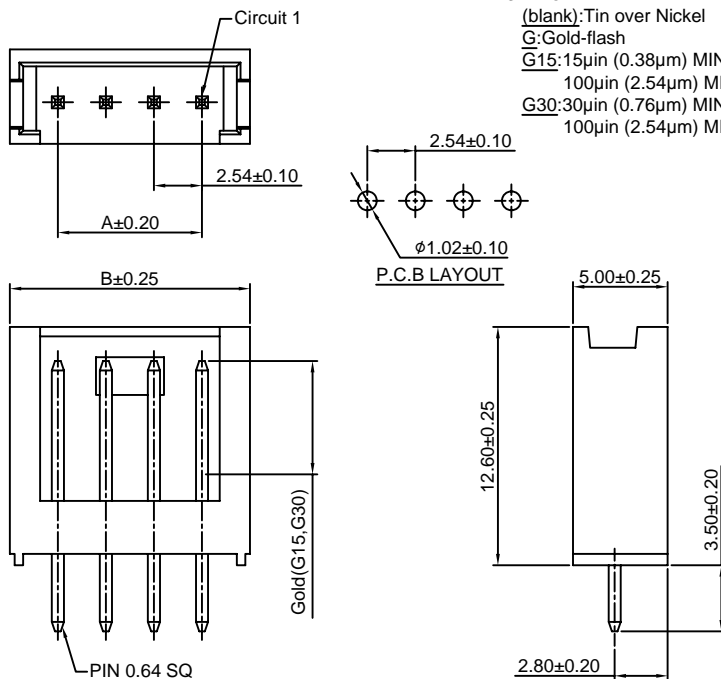
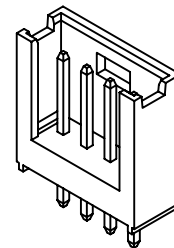
2.54mm pitch 180° Single Row Wafer

Reference Informations:

- *Material: Pin: Brass/Tin over Nickel
Insulator: PBT, UL94V-0
- *Mates with CJT A2549H-XP, A2550H-XP-C series Housing
- *Nylon 6T is available
- *Color: Black

Ordering Information:
A2549WV-XP - *** - ***
1 2 3

1. Part No.
2. Material:
(Blank): PBT, UL94V-0
GWT: PBT, UL94V-0, GWT 750°C
3. Finish:
(blank): Tin over Nickel
G: Gold-flash
G15: 15µm (0.38µm) MIN. Select Gold
100µm (2.54µm) MIN. Select Tin
G30: 30µm (0.76µm) MIN. Select Gold
100µm (2.54µm) MIN. Select Tin



Ordering Information & Dimensions:

PART NO.	Dimensions	
	A	B
2P	2.54	7.62
3P	5.08	10.16
4P	7.62	12.70
5P	10.16	15.24
6P	12.70	17.78
7P	15.24	20.32
8P	17.78	22.86
9P	20.32	25.40
10P	22.86	27.94
11P	25.40	30.48
12P	27.94	33.02
13P	30.48	35.56
14P	33.02	38.10
15P	35.56	40.64
16P	38.10	43.18
17P	40.64	45.72
18P	43.18	48.26
19P	45.72	50.80
20P	48.26	53.34
21P	50.80	55.88
22P	53.34	58.42

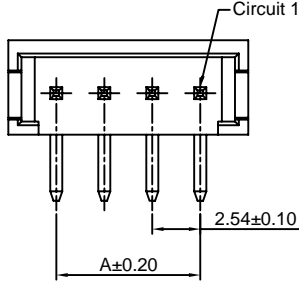
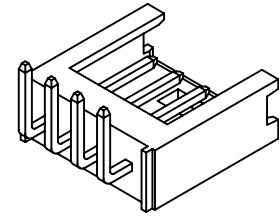
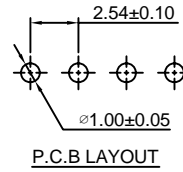
Unit: mm

A2549WR-XP

2.54mm pitch 90° Single Row Wafer

Reference Informations:

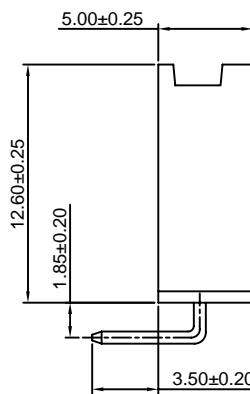
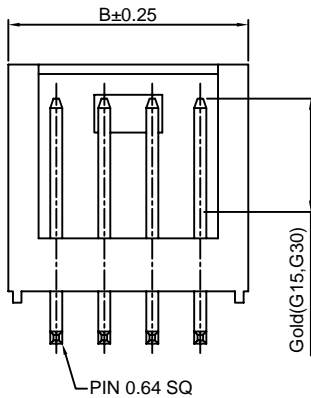
- *Material: Pin: Brass/Tin over Nickel
Insulator: PBT, UL94V-0
- *Mates with CJT A2549H-XP, A2550H-XP-C series Housing
- *Nylon 6T is available
- *Color: Black



Ordering Information:

A2549WR-XP - *** - ***
1 2 3

- Part No.
- Material:
(Blank): PBT, UL94V-0
GWT: PBT, UL94V-0, GWT 750 °C
- Finish:
(blank): Tin over Nickel
G: Gold-flash
G15: 15µin (0.38µm) MIN. Select Gold
100µin (2.54µm) MIN. Select Tin
G30: 30µin (0.76µm) MIN. Select Gold
100µin (2.54µm) MIN. Select Tin



Ordering Information & Dimensions:

PART NO.	Dimensions	
	A	B
2P	2.54	7.62
3P	5.08	10.16
4P	7.62	12.70
5P	10.16	15.24
6P	12.70	17.78
7P	15.24	20.32
8P	17.78	22.86
9P	20.32	25.40
10P	22.86	27.94
11P	25.40	30.48
12P	27.94	33.02
13P	30.48	35.56
14P	33.02	38.10
15P	35.56	40.64
16P	38.10	43.18
17P	40.64	45.72
18P	43.18	48.26
19P	45.72	50.80
20P	48.26	53.34
21P	50.80	55.88
22P	53.34	58.42

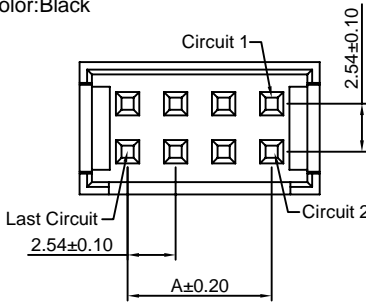
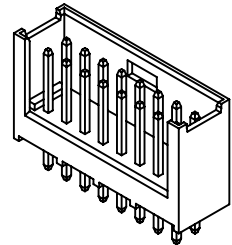
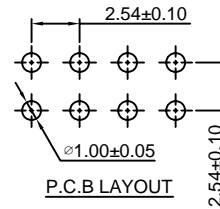
Unit: mm

A2549WV-2xXP

2.54mm pitch 180° Dual Row Wafer

Reference Informations:

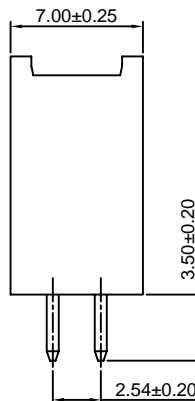
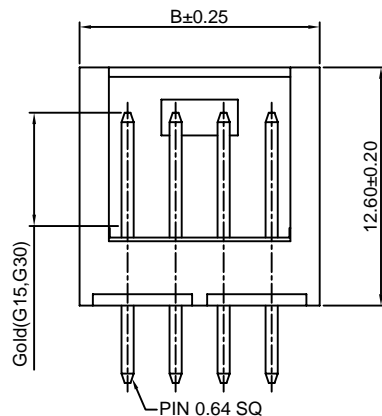
- *Material: Pin: Brass/Tin over Nickel
Insulator: PBT, UL94V-0
- *Mates with CJT A2549H-2xXP series Housing
- *Color: Black



Ordering Information:

A2549WV-2xXP - *** - ***
1 2 3

- Part No.
- Material:
(Blank): PBT, UL94V-0
GWT: PBT, UL94V-0, GWT 750 °C
- Finish:
(blank): Tin over Nickel
G: Gold-flash
G15: 15µin (0.38µm) MIN. Select Gold
100µin (2.54µm) MIN. Select Tin
G30: 30µin (0.76µm) MIN. Select Gold
100µin (2.54µm) MIN. Select Tin



Ordering Information & Dimensions:

PART NO.	Dimensions	
	A	B
2x2P	2.54	7.62
2x3P	5.08	10.16
2x4P	7.62	12.70
2x5P	10.16	15.24
2x6P	12.70	17.78
2x7P	15.24	20.32
2x8P	17.78	22.86
2x9P	20.32	25.40
2x10P	22.86	27.94
2x11P	25.40	30.48
2x12P	27.94	33.02
2x13P	30.48	35.56
2x14P	33.02	38.10
2x15P	35.56	40.64
2x16P	38.10	43.18
2x17P	40.64	45.72
2x18P	43.18	48.26
2x19P	45.72	50.80
2x20P	48.26	53.34
2x21P	50.80	55.88
2x22P	53.34	58.42

Unit: mm

A2549WR-2xXP

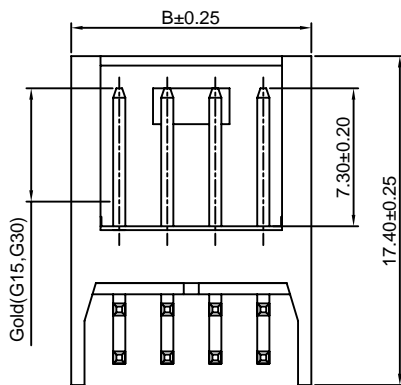
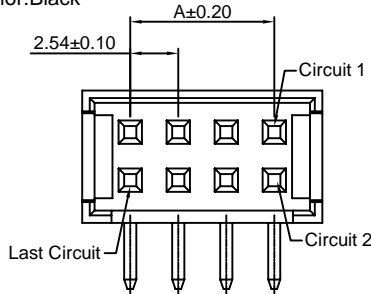
2.54mm pitch 90° Dual Row Wafer

Reference Informations:

*Material: Pin: Brass/Tin over Nickel
Insulator: PBT, UL94V-0

*Mates with CJT A2549H-2xXP series Housing

*Color: Black



Ordering Information:

A2549WR-2xXP - *** - ***
1 2 3

1. Part No.

2. Material:

(Blank): PBT, UL94V-0

GWT: PBT, UL94V-0, GWT 750°C

3. Finish:

(blank): Tin over Nickel

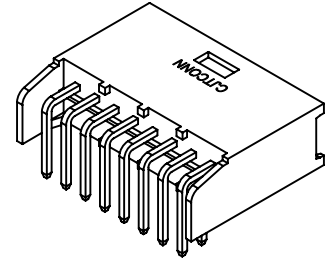
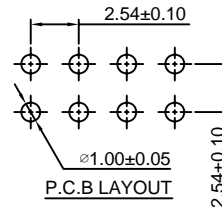
G: Gold-flash

G15: 15µin (0.38µm) MIN. Select Gold

100µin (2.54µm) MIN. Select Tin

G30: 30µin (0.76µm) MIN. Select Gold

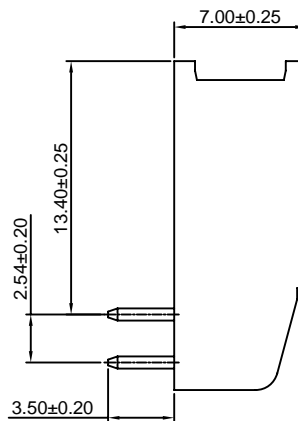
100µin (2.54µm) MIN. Select Tin



Ordering Information & Dimensions:

PART NO.	Dimensions	
	A	B
2x2P	2.54	7.62
2x3P	5.08	10.16
2x4P	7.62	12.70
2x5P	10.16	15.24
2x6P	12.70	17.78
2x7P	15.24	20.32
2x8P	17.78	22.86
2x9P	20.32	25.40
2x10P	22.86	27.94
2x11P	25.40	30.48
2x12P	27.94	33.02
2x13P	30.48	35.56
2x14P	33.02	38.10
2x15P	35.56	40.64
2x16P	38.10	43.18
2x17P	40.64	45.72
2x18P	43.18	48.26
2x19P	45.72	50.80
2x20P	48.26	53.34
2x21P	50.80	55.88
2x22P	53.34	58.42

Unit: mm



A2549WVB-XP

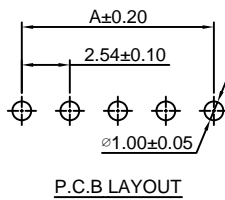
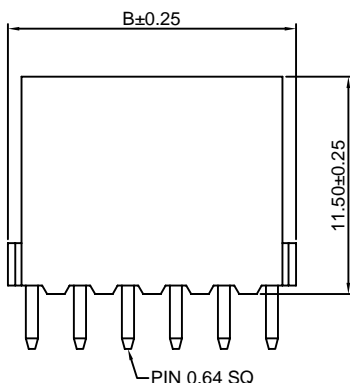
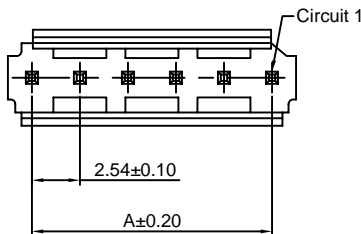
2.54mm pitch 180° Single Row Wafer

Reference Informations:

*Material: Pin: Brass/Tin over Nickel
Insulator: Nylon 66, UL94V-0

*Mates with CJT A2549HB-XP, A2550HA-XP series Housing

*Color: Blue



Ordering Information:

A2549WVB-XP - *** - ** - ***
1 2 3 4

1. Part No.

2. Material:

(Blank): Nylon 66, UL94V-0

GWT: Nylon 66, UL94V-0, GWT 750°C

3. Color:

(Blank): Blue

BK: Black

4. Finish:

(blank): Tin over Nickel

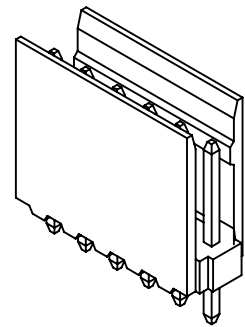
G: Gold-flash

G15: 15µin (0.38µm) MIN. Select Gold

100µin (2.54µm) MIN. Select Tin

G30: 30µin (0.76µm) MIN. Select Gold

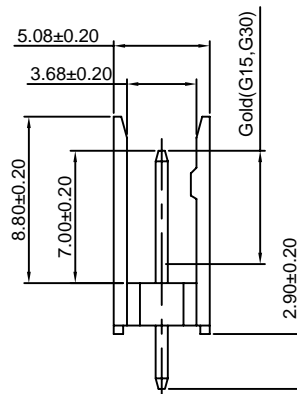
100µin (2.54µm) MIN. Select Tin



Ordering Information & Dimensions:

PART NO.	Dimensions	
	A	B
2P	2.54	5.08
3P	5.08	7.62
4P	7.62	10.16
5P	10.16	12.70
6P	12.70	15.24
7P	15.24	17.78
8P	17.78	20.32
10P	22.86	25.40
12P	27.94	30.48
15P	35.56	38.10
17P	40.64	43.18
18P	43.18	45.72

Unit: mm



A2549WRB-XP

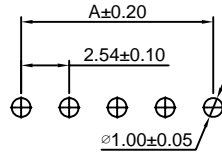
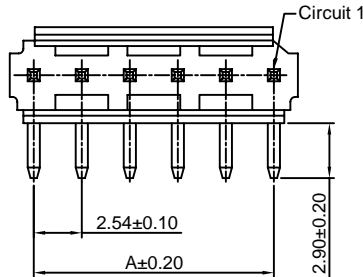
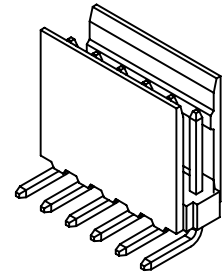
2.54mm pitch 90° Single Row Wafer

Reference Informations:

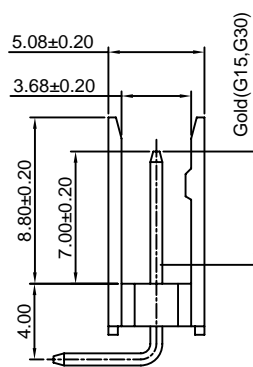
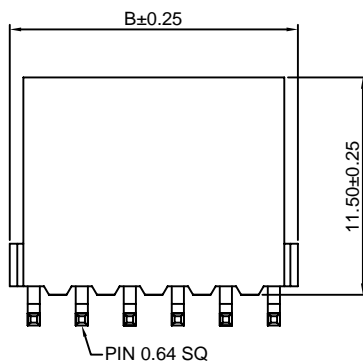
- *Material:Pin:Brass/Tin over Nickel
Insulator:Nylon 66,UL94V-0
- *Mates with CJT A2549HB-XP,A2550HA-XP series Housing
- *Color:Blue

Ordering Information:
A2549WRB-XP - *** - ** - ***
1 2 3 4

- 1.Part No.
- 2.Material:
(Blank):Nylon 66,UL94V-0
GWT:Nylon 66,UL94V-0,GWT 750 °C
- 3.Color:
(Blank):Blue
BK:Black
- 4.Finish:
(blank):Tin over Nickel
G:Gold-flash
G15:15µin (0.38µm) MIN.Select Gold
100µin (2.54µm) MIN.Select Tin
G30:30µin (0.76µm) MIN.Select Gold
100µin (2.54µm) MIN.Select Tin



P.C.B LAYOUT



Ordering Information & Dimensions:

PART NO.	Dimensions	
	A	B
2P	2.54	5.08
3P	5.08	7.62
4P	7.62	10.16
5P	10.16	12.70
6P	12.70	15.24
7P	15.24	17.78
8P	17.78	20.32
10P	22.86	25.40
12P	27.94	30.48
15P	35.56	38.10
17P	40.64	43.18
18P	43.18	45.72

Unit: mm

A2549WRB-S-XP

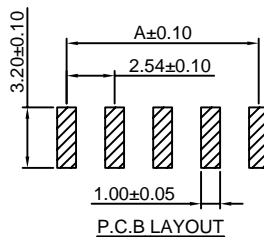
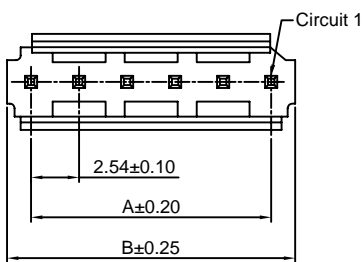
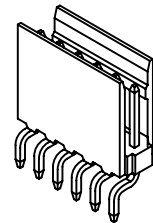
2.54mm pitch 90° Single Row Wafer-SMT TYPE

Reference Informations:

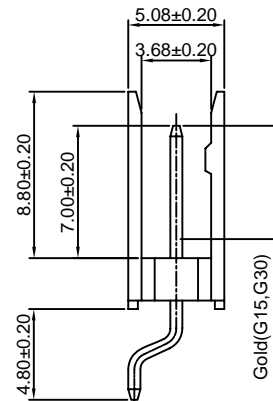
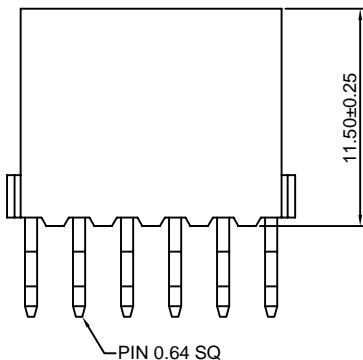
- *Material:Pin:Brass/Tin over Nickel
Insulator:Nylon 6T,UL94V-0
- *Mates with CJT A2549HB-XP,A2550HA-XP series Housing
- *Color:Blue

Ordering Information:
A2549WRB-S-XP - *** - ** - ***
1 2 3 4

- 1.Part No.
- 2.Material:
(Blank):Nylon 6T,UL94V-0
GWT:Nylon 6T,UL94V-0,GWT 750 °C
- 3.Color:
(Blank):Blue
BK:Black
- 4.Finish:
(blank):Tin over Nickel
G:Gold-flash
G15:15µin (0.38µm) MIN.Select Gold
100µin (2.54µm) MIN.Select Tin
G30:30µin (0.76µm) MIN.Select Gold
100µin (2.54µm) MIN.Select Tin



P.C.B LAYOUT



Ordering Information & Dimensions:

PART NO.	Dimensions	
	A	B
2P	2.54	5.08
3P	5.08	7.62
4P	7.62	10.16
5P	10.16	12.70
6P	12.70	15.24
7P	15.24	17.78
8P	17.78	20.32
10P	22.86	25.40
12P	27.94	30.48
15P	35.56	38.10
17P	40.64	43.18
18P	43.18	45.72

Unit: mm

A2549WVB-2xXP

2.54mm pitch 180° Dual Row Wafer

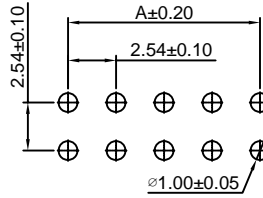
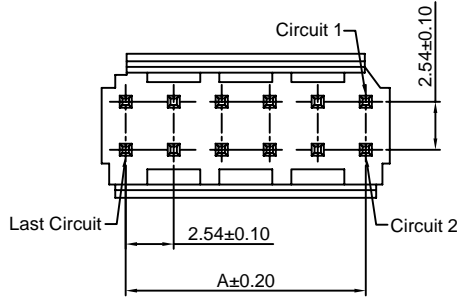
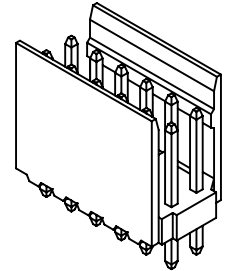
Reference Informations:

- *Material:Pin:Brass/Tin over Nickel
Insulator:Nylon 66,UL94V-0
- *Mates with CJT A2549HB-2xXP,A2550HA-2xXP series Housing
- *Color:Blue

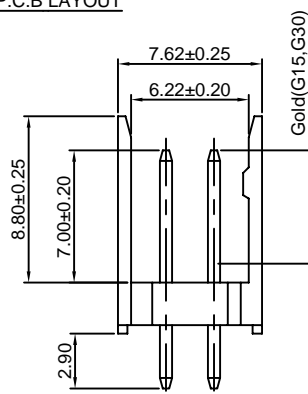
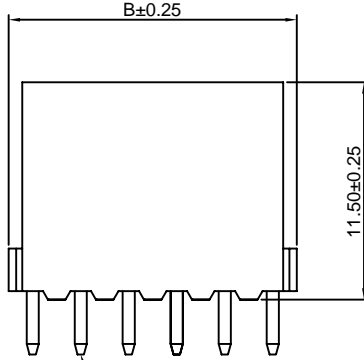
Ordering Information:

A2549WVB-2xXP -*** - ** - ***
1 2 3 4

- 1.Part No.
- 2.Material:
(Blank):Nylon 66,UL94V-0
GWT:Nylon 66,UL94V-0,GWT 750 °C
- 3.Color:
(Blank):Blue
BK:Black
- 4.Finish:
(blank):Tin over Nickel
G:Gold-flash
G15:15µin (0.38µm) MIN.Select Gold
100µin (2.54µm) MIN.Select Tin
G30:30µin (0.76µm) MIN.Select Gold
100µin (2.54µm) MIN.Select Tin



P.C.B LAYOUT



Ordering Information & Dimensions:

PART NO.	Dimensions	
	A	B
2x2P	2.54	5.08
2x3P	5.08	7.62
2x4P	7.62	10.16
2x5P	10.16	12.70
2x6P	12.70	15.24
2x7P	15.24	17.78
2x8P	17.78	20.32
2x10P	22.86	25.40
2x12P	27.94	30.48
2x15P	35.56	38.10
2x17P	40.64	43.18
2x18P	43.18	45.72

Unit: mm

A2549WRB-2xXP

2.54mm pitch 90° Dual Row Wafer

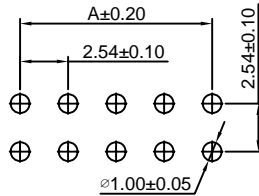
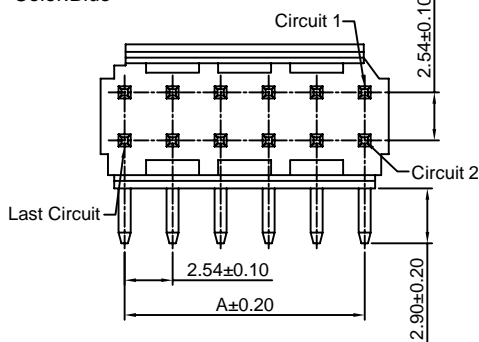
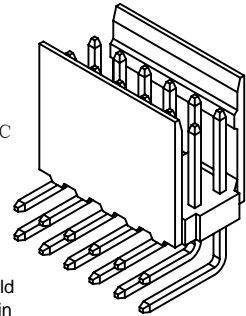
Reference Informations:

- *Material:Pin:Brass/Tin over Nickel
Insulator:Nylon 66,UL94V-0
- *Mates with CJT A2549HB-2xXP,A2550HA-2xXP series Housing
- *Color:Blue

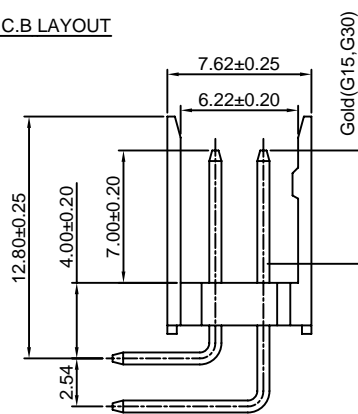
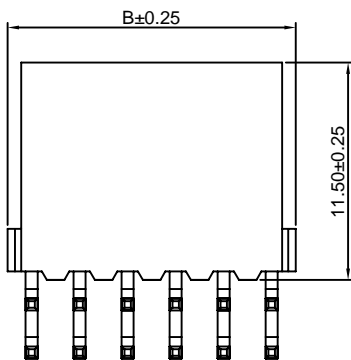
Ordering Information:

A2549WRB-2xXP -*** - ** - ***
1 2 3 4

- 1.Part No.
- 2.Material:
(Blank):Nylon 66,UL94V-0
GWT:Nylon 66,UL94V-0,GWT 750 °C
- 3.Color:
(Blank):Blue
BK:Black
- 4.Finish:
(blank):Tin over Nickel
G:Gold-flash
G15:15µin (0.38µm) MIN.Select Gold
100µin (2.54µm) MIN.Select Tin
G30:30µin (0.76µm) MIN.Select Gold
100µin (2.54µm) MIN.Select Tin



P.C.B LAYOUT



Ordering Information & Dimensions:

PART NO.	Dimensions	
	A	B
2x2P	2.54	5.08
2x3P	5.08	7.62
2x4P	7.62	10.16
2x5P	10.16	12.70
2x6P	12.70	15.24
2x7P	15.24	17.78
2x8P	17.78	20.32
2x10P	22.86	25.40
2x12P	27.94	30.48
2x15P	35.56	38.10
2x17P	40.64	43.18
2x18P	43.18	45.72

Unit: mm

A2549WVI-2xXP

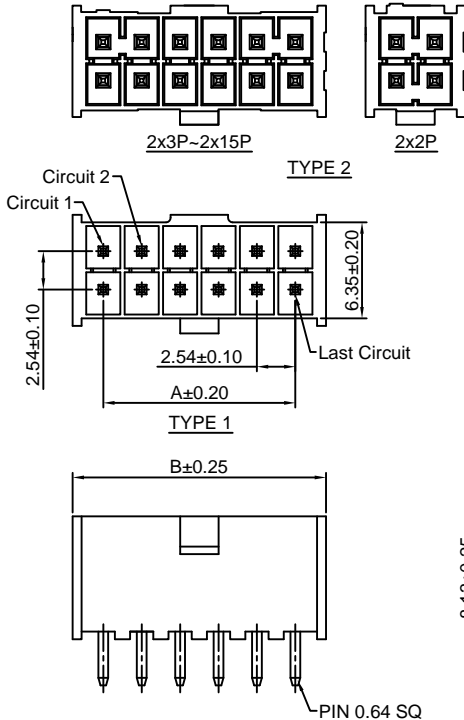
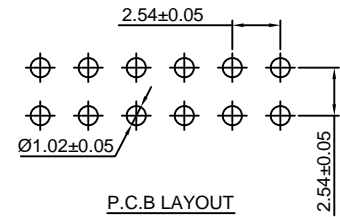
2.54mm pitch 180° Dual Row Wafer

Reference Informations:

- *Material:Pin:Brass/Tin over Nickel
Insulator:LCP,UL94V-0
- *Mates with CJT A2549HI-2xXP series Housing
- *Color:Ivory

Ordering Information:
A2549WVI-2xXP - * - *** - ** - ***
1 2 3 4 5

- 1.Part No.
- 2.Style:
(Blank):TYPE 1
K:TYPE 2
- 3.Material:
(Blank):LCP,UL94V-0
GWT:LCP,UL94V-0,GWT 750 °C
- 4.Color:
(Blank):Ivory
BK:Black
- 5.Finish:
(blank):Tin over Nickel
G:Gold-flash
G10:10µin (0.25µm) MIN.Select Gold
100µin (2.54µm) MIN.Select Tin
G15:15µin (0.38µm) MIN.Select Gold
100µin (2.54µm) MIN.Select Tin
G30:30µin (0.76µm) MIN.Select Gold
100µin (2.54µm) MIN.Select Tin



Ordering Information & Dimensions:

PART NO.	Dimensions	
	A	B
2x2P	2.54	6.60
2x3P	5.08	9.14
2x4P	7.62	11.68
2x5P	10.16	14.22
2x6P	12.70	16.76
2x7P	15.24	19.30
2x8P	17.78	21.84
2x9P	20.32	24.38
2x10P	22.86	26.92
2x11P	25.40	29.46
2x12P	27.94	32.00
2x13P	30.48	34.54
2x14P	33.02	37.08
2x15P	35.56	39.62

Unit: mm

A2549WRI-2xXP

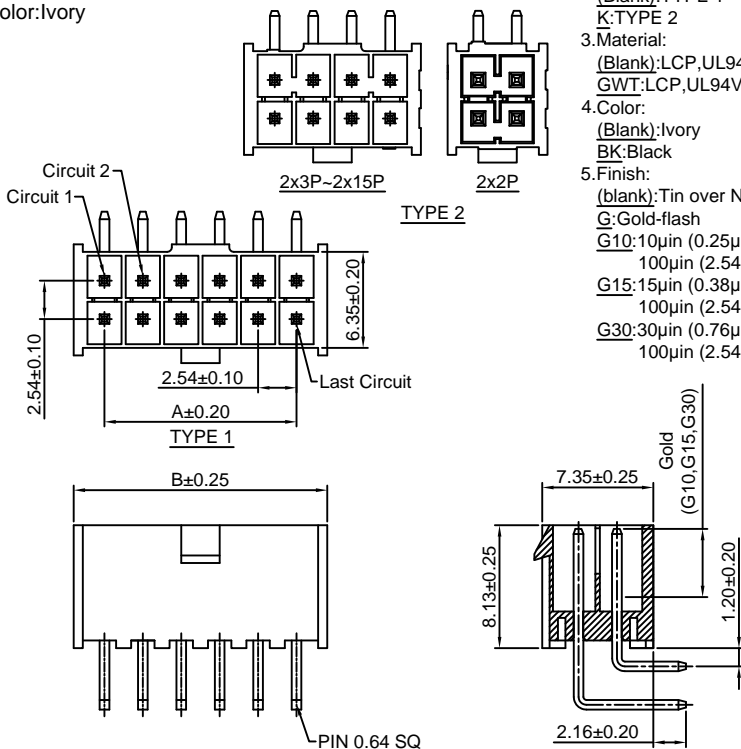
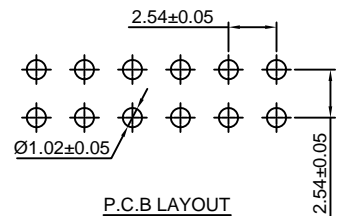
2.54mm pitch 90° Dual Row Wafer

Reference Informations:

- *Material:Pin:Brass/Tin over Nickel
Insulator:LCP,UL94V-0
- *Mates with CJT A2549HI-2xXP series Housing
- *Color:Ivory

Ordering Information:
A2549WRI-2xXP - * - *** - ** - ***
1 2 3 4 5

- 1.Part No.
- 2.Style:
(Blank):TYPE 1
K:TYPE 2
- 3.Material:
(Blank):LCP,UL94V-0
GWT:LCP,UL94V-0,GWT 750 °C
- 4.Color:
(Blank):Ivory
BK:Black
- 5.Finish:
(blank):Tin over Nickel
G:Gold-flash
G10:10µin (0.25µm) MIN.Select Gold
100µin (2.54µm) MIN.Select Tin
G15:15µin (0.38µm) MIN.Select Gold
100µin (2.54µm) MIN.Select Tin
G30:30µin (0.76µm) MIN.Select Gold
100µin (2.54µm) MIN.Select Tin



Ordering Information & Dimensions:

PART NO.	Dimensions	
	A	B
2x2P	2.54	6.60
2x3P	5.08	9.14
2x4P	7.62	11.68
2x5P	10.16	14.22
2x6P	12.70	16.76
2x7P	15.24	19.30
2x8P	17.78	21.84
2x9P	20.32	24.38
2x10P	22.86	26.92
2x11P	25.40	29.46
2x12P	27.94	32.00
2x13P	30.48	34.54
2x14P	33.02	37.08
2x15P	35.56	39.62

Unit: mm

A2549WVI-S-2xXP

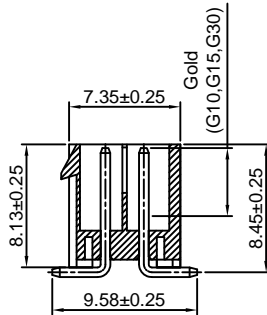
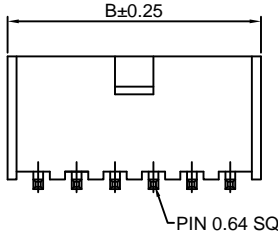
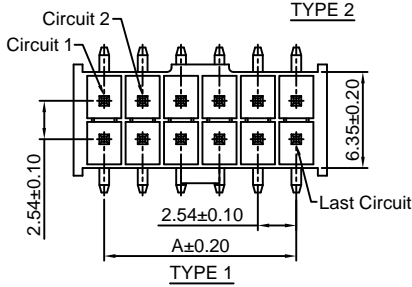
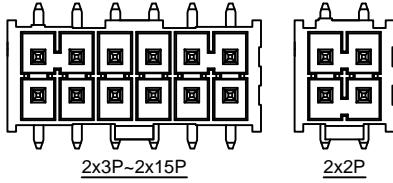
2.54mm pitch 180° Dual Row Wafer - SMT TYPE

Reference Informations:

*Material:Pin:Brass/Tin over Nickel
Insulator:LCP,UL94V-0

*Mates with CJT A2549HI-2xXP series Housing

*Color:Ivory



Ordering Information:

A2549WVI-S-2xXP - * - *** - ** - ***
1 2 3 4 5

1.Part No.

2.Style:

(Blank):TYPE 1

K:TYPE 2

3.Material:

(Blank):LCP,UL94V-0

GWT:LCP,UL94V-0,GWT 750 °C

4.Color:

(Blank):Ivory

BK:Black

5.Finish:

(blank):Tin over Nickel

G:Gold-flash

G10:10µm (0.25µm) MIN.Select Gold

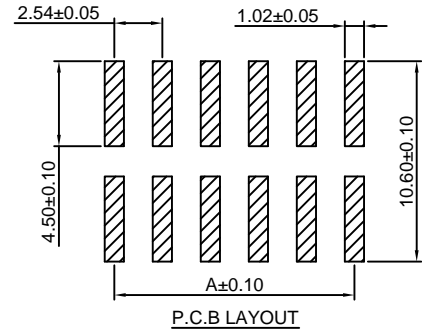
100µm (2.54µm) MIN.Select Tin

G15:15µm (0.38µm) MIN.Select Gold

100µm (2.54µm) MIN.Select Tin

G30:30µm (0.76µm) MIN.Select Gold

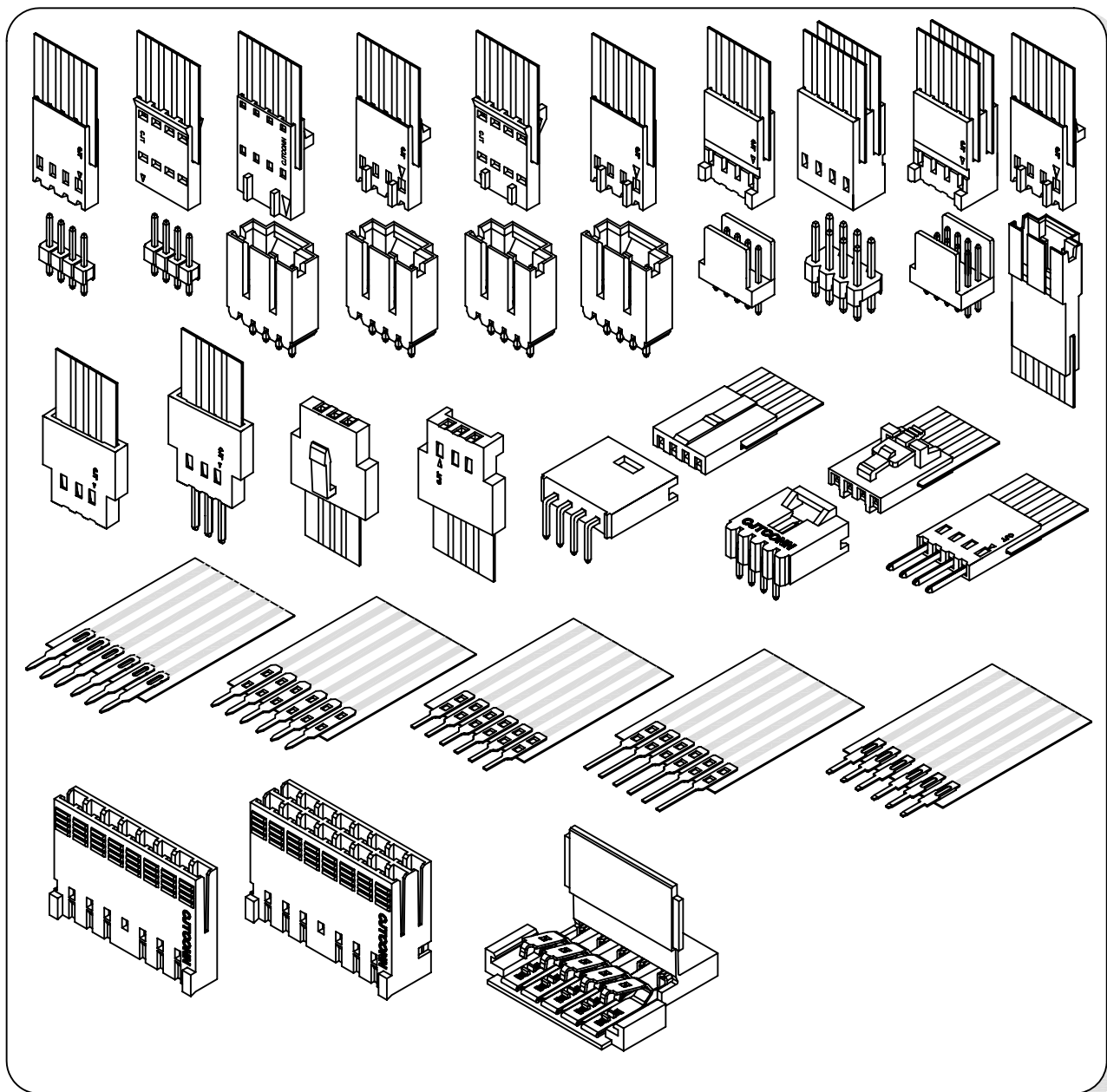
100µm (2.54µm) MIN.Select Tin



Ordering Information & Dimensions:

PART NO.	Dimensions	
	A	B
2x2P	2.54	6.60
2x3P	5.08	9.14
2x4P	7.62	11.68
2x5P	10.16	14.22
2x6P	12.70	16.76
2x7P	15.24	19.30
2x8P	17.78	21.84
2x9P	20.32	24.38
2x10P	22.86	26.92
2x11P	25.40	29.46
2x12P	27.94	32.00
2x13P	30.48	34.54
2x14P	33.02	37.08
2x15P	35.56	39.62

Unit: mm



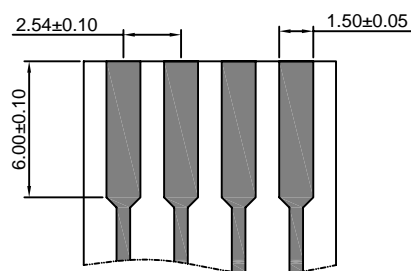
Specifications

- Current rating: 3A AC, DC
- Voltage rating: 300V AC, DC
- Temperature range: -40°C ~ +105°C
- Contact resistance: 5mΩ Max.
- Insulation resistance: 1000MΩ Min.
- Withstanding voltage: 1100V AC/minute
- *Compliant with RoHS and REACH*
- *Meet the HF/Halogen Free, need to customize*
- *Contact CJT for details*

Standards



Contact Layout



A2550-T

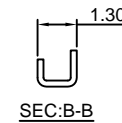
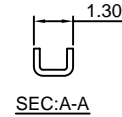
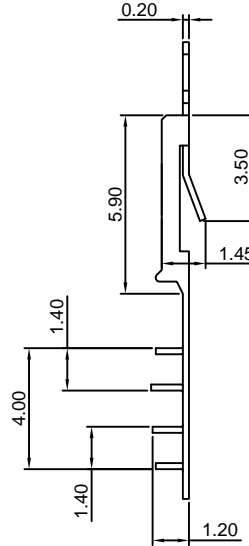
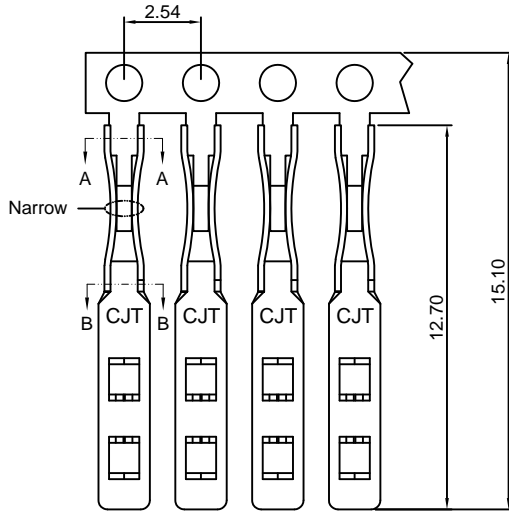
2.54mm Pitch High Insertion Force Crimp Terminal

Reference Informations:

*Used in CJT A2550 series Housing

Use With CJT A2550 series Housing:

Single Row	A2550H-XP,A2550HA-XP,A2550HB-XP,A2550H-XP-A
	A2550H-XP-B,A2550H-XP-C,A2550H-XP-C1,A2550H-XP-D
	A2550H-XP-E,A2550H-XP-F,A2550H-XP-J
Dual Row	A2550H-2xXP,A2550HA-2xXP



Ordering information & Specifications:

Unit:mm

Part NO.	Wire Range	Insulation O.D.	Material	Finish	Qty/reel
A2550-TP	FFC WIRE	-----	Phosphor Bronze	Tin over Nickel	20,000 PCS
A2550-GP	FFC WIRE	-----	Phosphor Bronze	Gold over Nickel	20,000 PCS

Optional Gold plating available but MOQ requested

A2550-T-H

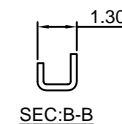
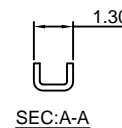
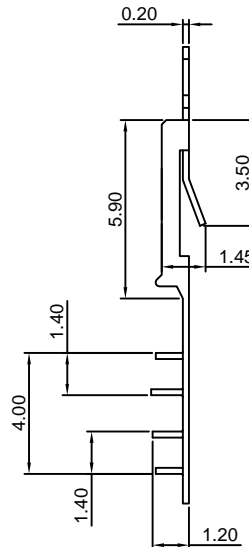
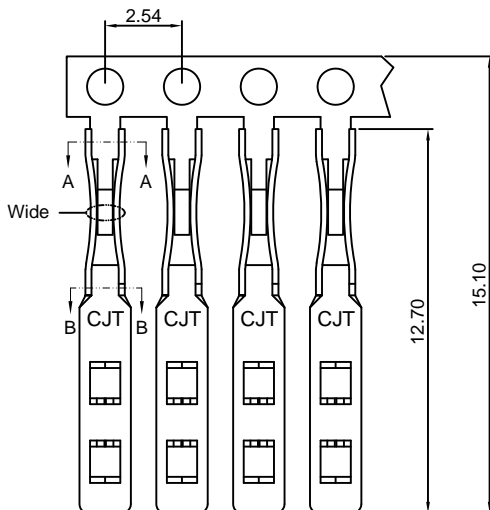
2.54mm Pitch Low insertion Force Crimp Terminal

Reference Informations:

*Used in CJT A2550 series Housing

Use With CJT A2550 series Housing:

Single Row	A2550H-XP,A2550HA-XP,A2550HB-XP,A2550H-XP-A
	A2550H-XP-B,A2550H-XP-C,A2550H-XP-C1,A2550H-XP-D
	A2550H-XP-E,A2550H-XP-F,A2550H-XP-J
Dual Row	A2550H-2xXP,A2550HA-2xXP



Ordering information & Specifications:

Unit:mm

Part NO.	Wire Range	Insulation O.D.	Material	Finish	Qty/reel
A2550-TP-H	FFC WIRE	-----	Phosphor Bronze	Tin over Nickel	20,000 PCS
A2550-GP-H	FFC WIRE	-----	Phosphor Bronze	Gold over Nickel	20,000 PCS

Optional Gold plating available but MOQ requested

A2550-T-CR

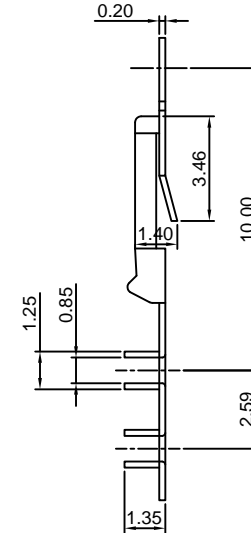
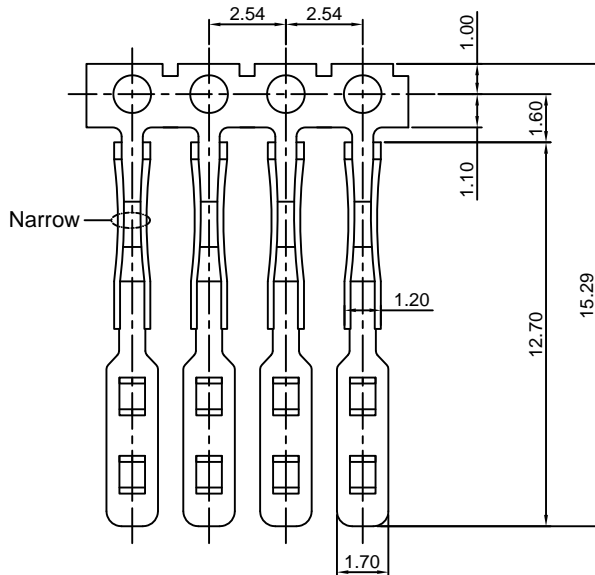
2.54mm Pitch High Insertion Force Crimp Terminal

Reference Informations:

*Used in CJT A2550 series Housing

Use With CJT A2550 series Housing:

Single Row	A2550H-XP,A2550HA-XP,A2550HB-XP,A2550H-XP-A
	A2550H-XP-B,A2550H-XP-C,A2550H-XP-C1,A2550H-XP-D
	A2550H-XP-E,A2550H-XP-F,A2550H-XP-J
Dual Row	A2550H-2xXP,A2550HA-2xXP



Ordering information & Specifications:

Unit:mm

Part NO.	Wire Range	Insulation O.D.	Material	Finish	Qty/reel
A2550-TP-CR	FFC WIRE	-----	Phosphor Bronze	Tin over Nickel	20,000 PCS
A2550-GP-CR	FFC WIRE	-----	Phosphor Bronze	Gold over Nickel	20,000 PCS

Optional Gold plating available but MOQ requested

A2550-T-H-CR

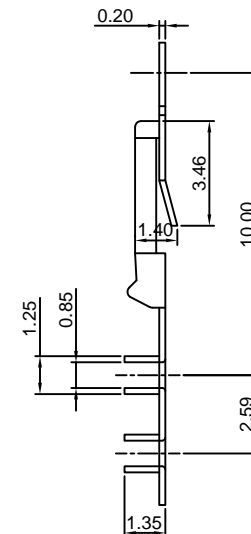
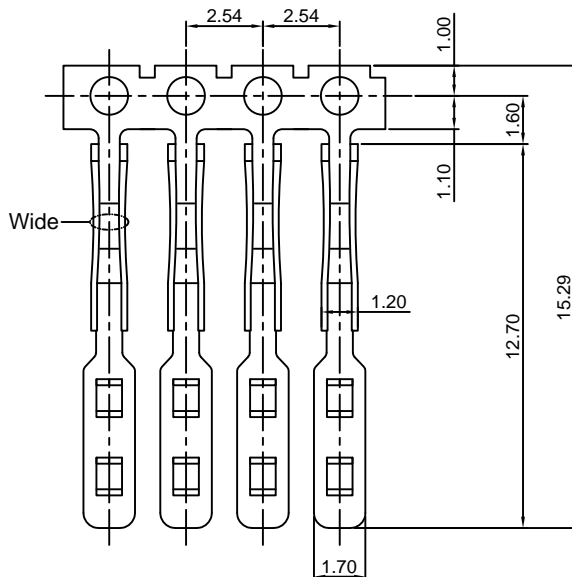
2.54mm Pitch Low insertion Force Crimp Terminal

Reference Informations:

*Used in CJT A2550 series Housing

Use With CJT A2550 series Housing:

Single Row	A2550H-XP,A2550HA-XP,A2550HB-XP,A2550H-XP-A
	A2550H-XP-B,A2550H-XP-C,A2550H-XP-C1,A2550H-XP-D
	A2550H-XP-E,A2550H-XP-F,A2550H-XP-J
Dual Row	A2550H-2xXP,A2550HA-2xXP



Ordering information & Specifications:

Unit:mm

Part NO.	Wire Range	Insulation O.D.	Material	Finish	Qty/reel
A2550-TP-H-CR	FFC WIRE	-----	Phosphor Bronze	Tin over Nickel	20,000 PCS
A2550-GP-H-CR	FFC WIRE	-----	Phosphor Bronze	Gold over Nickel	20,000 PCS

Optional Gold plating available but MOQ requested

A2550-T-A

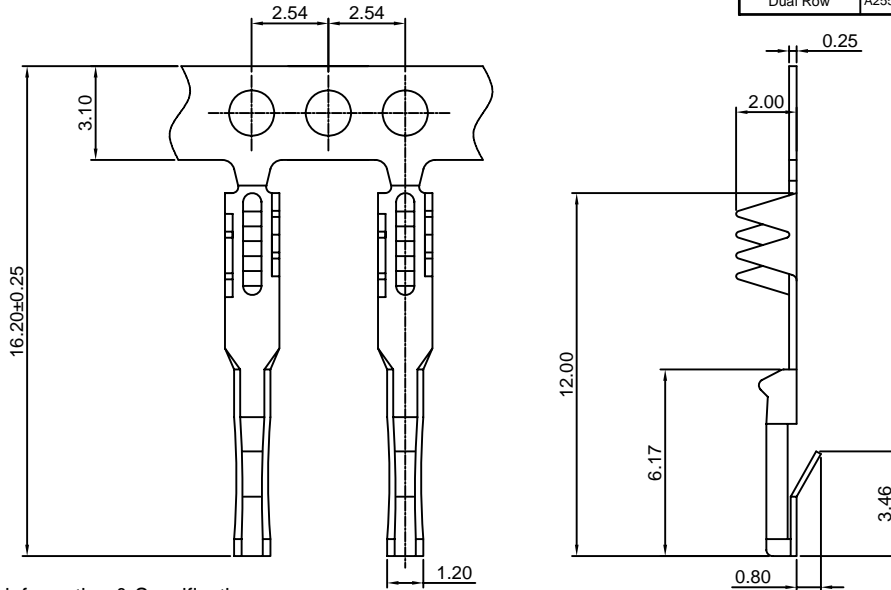
2.54mm pitch Crimp Flex Terminal

Reference Informations:

*Used in CJT A2550 series Housing

Use With CJT A2550 series Housing:

Single Row	A2550H-XP, A2550HA-XP, A2550HB-XP, A2550H-XP-A
	A2550H-XP-B, A2550H-XP-C, A2550H-XP-C1, A2550H-XP-D
	A2550H-XP-E, A2550H-XP-F, A2550H-XP-J
Dual Row	A2550H-2xXP, A2550HA-2xXP



Ordering information & Specifications:

Unit:mm

Part NO.	Wire Range	Insulation O.D.	Material	Finish	Qty/reel
A2550-TP-A	FFC WIRE	-----	Phosphor Bronze	Tin over Nickel	10,000 PCS
A2550-GP-A	FFC WIRE	-----	Phosphor Bronze	Gold over Nickel	10,000 PCS

Optional Gold plating available but MOQ requested

A2550-T-C

2.54mm Pitch Hi-Flex Crimp Terminal

Reference Informations:

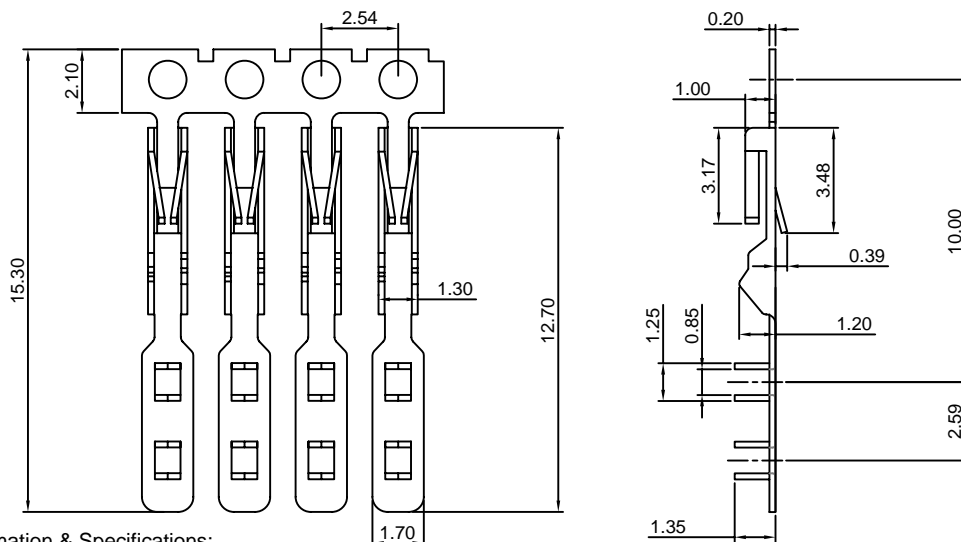
*Used in CJT A2550 series Housing

*The Hi-Flex female contact designed to offer a stable insertion force and low contact resistance over larger number of mating cycles

*More resistant to damage by bent or angled pins, primarily on test devices

Use With CJT A2550 series Housing:

Single Row	A2550H-XP, A2550HA-XP, A2550HB-XP, A2550H-XP-A
	A2550H-XP-B, A2550H-XP-C, A2550H-XP-C1, A2550H-XP-D
	A2550H-XP-E, A2550H-XP-F, A2550H-XP-J
Dual Row	A2550H-2xXP, A2550HA-2xXP



Ordering information & Specifications:

Unit:mm

Part NO.	Wire Range	Insulation O.D.	Material	Finish	Qty/reel
A2550-TP-C	FFC WIRE	-----	Phosphor Bronze	Tin over Nickel	20,000 PCS
A2550-GP-C	FFC WIRE	-----	Phosphor Bronze	Gold over Nickel	20,000 PCS

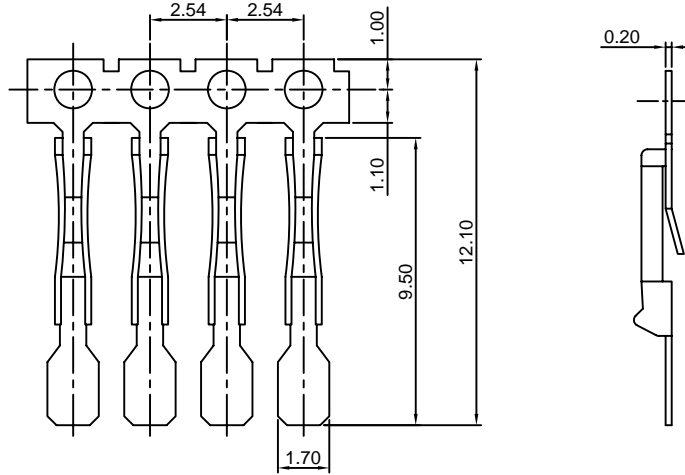
Optional Gold plating available but MOQ requested

A2550-T-D

2.54mm pitch Crimp Flex Terminal

Reference Informations:

*Designed for Soldering directly to Flexible PCB or Ultra Thin Rigged PCBs



Ordering information & Specifications:

Unit:mm

Part NO.	Wire Range	Insulation O.D.	Material	Finish	Qty/reel
A2550-TP-D	PCBs	-----	Phosphor Bronze	Tin over Nickel	20,000 PCS
A2550-GP-D	PCBs	-----	Phosphor Bronze	Gold over Nickel	20,000 PCS

Optional Gold plating available but MOQ requested

A2550-T-E

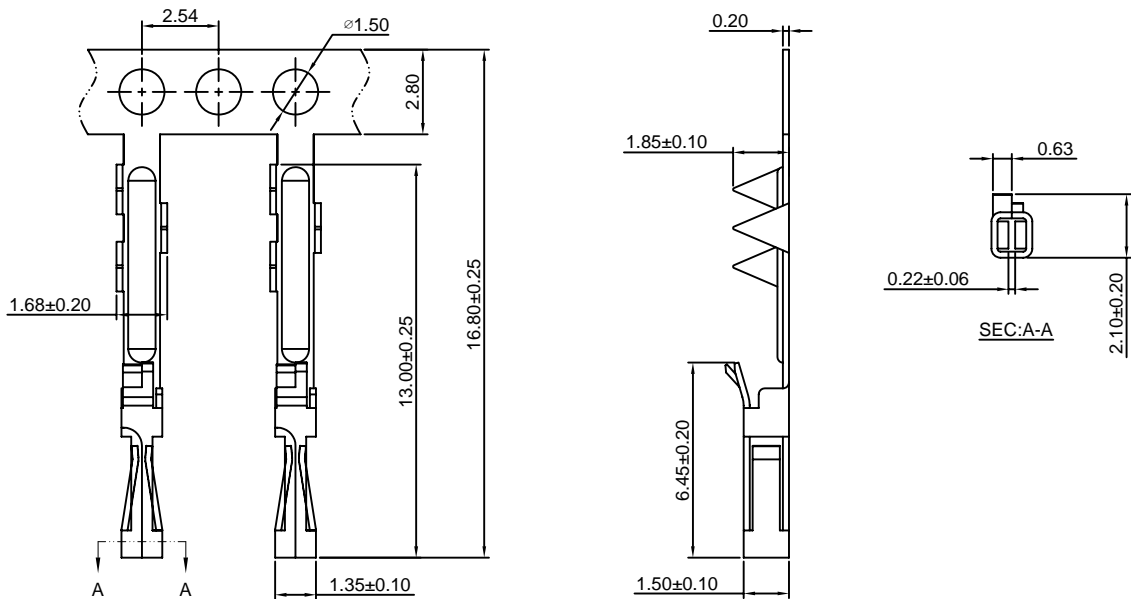
2.54mm pitch Crimp Flex Terminal

Reference Informations:

*Used in CJT A2550 series Housing

Use With CJT A2550 series Housing :

Single Row	A2550H-XP-M	A2550H-XP-M1	A2550H-XP-M2	A2550H-XP-MH
	A2550H-XP-M3			



Ordering information & Specifications:

Unit:mm

Part NO.	Wire Range	Insulation O.D.	Material	Finish	Qty/reel
A2550-TP-E	FFC WIRE	-----	Phosphor Bronze	Tin over Nickel	15,000 PCS
A2550-GP-E	FFC WIRE	-----	Phosphor Bronze	Gold over Nickel	15,000 PCS

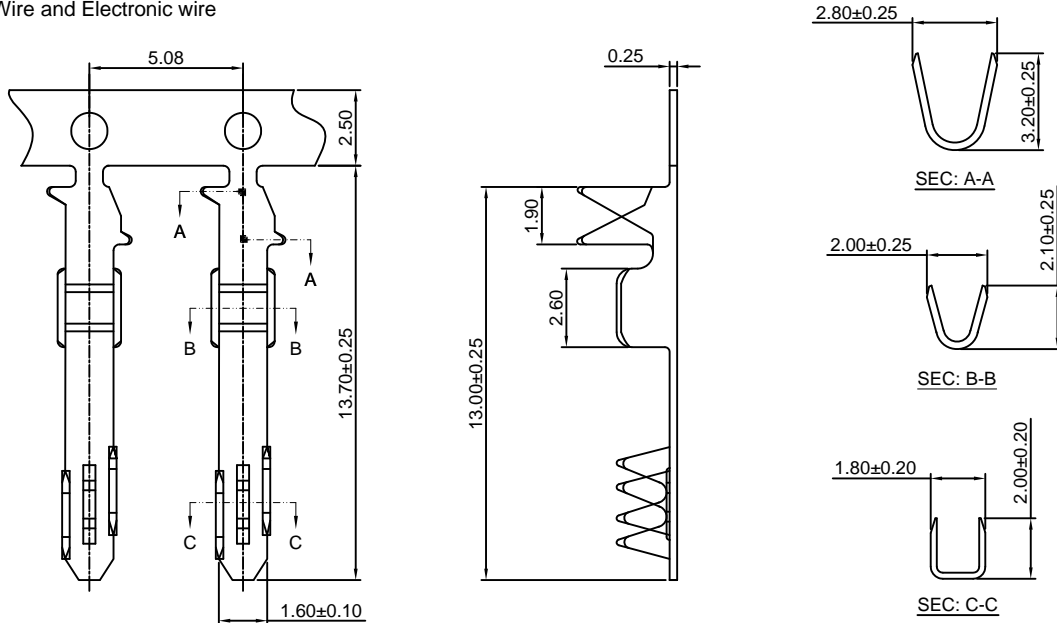
Optional Gold plating available but MOQ requested

A2550-T-F

2.54mm pitch Crimp Flex Terminal

Reference Informations:

*Used in FFC Wire and Electronic wire



Ordering information & Specifications:

Unit:mm

Part NO.	Wire Range	Insulation O.D.	Material	Finish	Qty/reel
A2550-TP-F	FFC WIRE/AWG#20-#26	1.80mm(max)	Phosphor Bronze	Tin over Nickel	15,000 PCS
A2550-GP-F	FFC WIRE/AWG#20-#26	1.80mm(max)	Phosphor Bronze	Gold over Nickel	15,000 PCS

Optional Gold plating available but MOQ requested

A2550-T-J

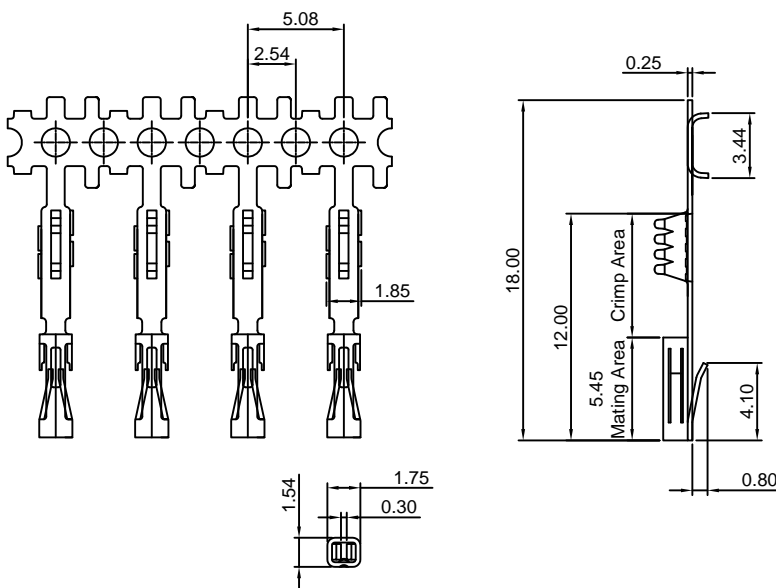
2.54mm pitch Crimp Flex Terminal

Use With CJT A2550 series Housing:

Single Row	A2550H-XP-G, A2550H-XP-H, A2550H-XP-I
------------	---------------------------------------

Reference Informations:

*Used in CJT A2550 series Housing



Ordering Information:

A2550-GP-J - ***
1 2

1. Part No.

2. Finish

TG :Mating Area : 100µin (2.54µm) MIN. Tin

Crimp Area : 1µin (0.025µm) MIN. Gold

GT15 :Mating Area : 15µin (0.38µm) MIN. Gold

Crimp Area : 100µin (2.54µm) MIN. Tin

GT30 :Mating Area : 30µin (0.76µm) MIN. Gold

Crimp Area : 100µin (2.54µm) MIN. Tin

GT50 :Mating Area : 50µin (1.27µm) MIN. Gold

Crimp Area : 100µin (2.54µm) MIN. Tin

GG15 :Mating Area : 15µin (0.38µm) MIN. Gold

Crimp Area : 1µin (0.025µm) MIN. Gold

GG30 :Mating Area : 30µin (0.76µm) MIN. Gold

Crimp Area : 1µin (0.025µm) MIN. Gold

GG50 :Mating Area : 50µin (1.27µm) MIN. Gold

Crimp Area : 1µin (0.025µm) MIN. Gold

Ordering information & Specifications:

Unit:mm

Part NO.	Wire Range	Insulation O.D.	Material	Finish	Qty/reel
A2550-TP-J	FFC WIRE	-----	Phosphor Bronze	Tin over Nickel	10,000 PCS
A2550-GP-J	FFC WIRE	-----	Phosphor Bronze	Gold over Nickel	10,000 PCS

Optional Gold plating available but MOQ requested

A2550-T-K

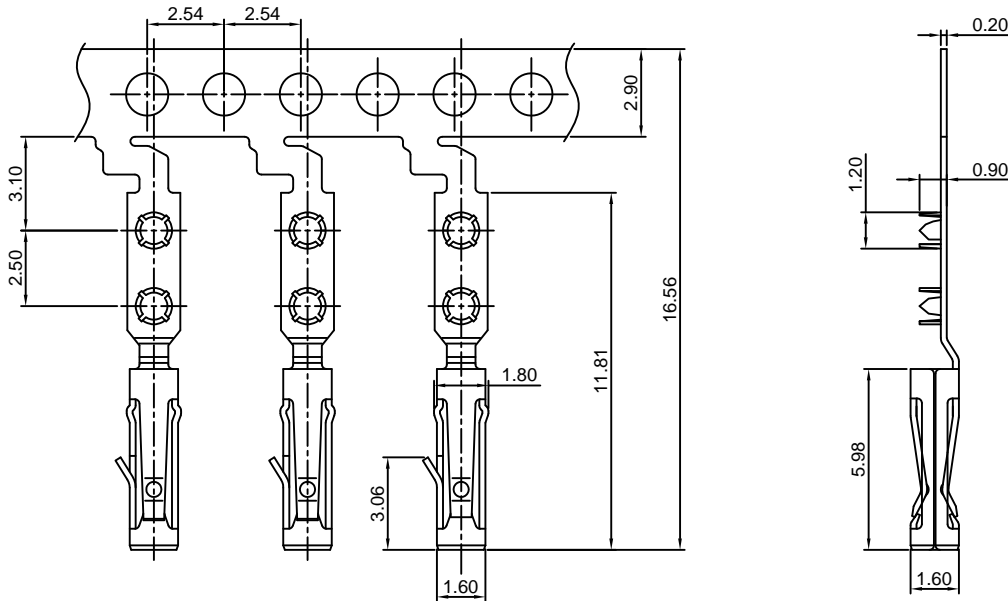
2.54mm pitch Crimp Flex Terminal

Reference Informations:

*Used in CJT A2550HK series Housing

Use With CJT A2550 series Housing:

Single Row	A2550HK-XP
Dual Row	A2550HK-2xXP



Ordering information & Specifications:

Unit:mm

Part NO.	Wire Range	Insulation O.D.	Material	Finish	Qty/reel
A2550-TP-K	FFC WIRE	-----	Phosphor Bronze	Tin over Nickel	20,000 PCS
A2550-GP-K	FFC WIRE	-----	Phosphor Bronze	Gold over Nickel	20,000 PCS

Optional Gold plating available but MOQ requested

A2550M-T

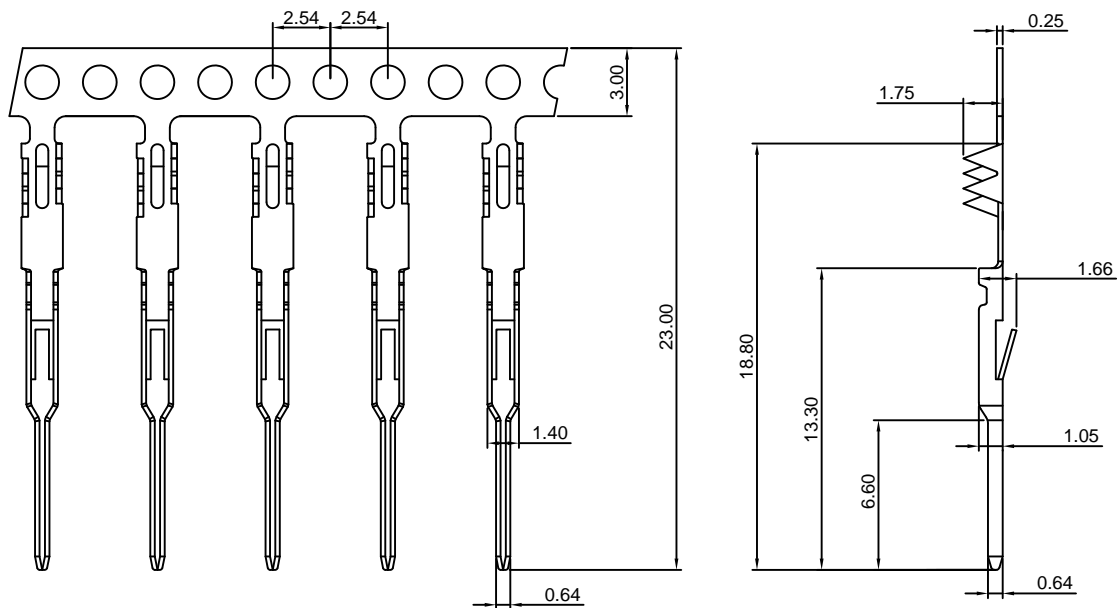
2.54mm pitch Crimp Flex Terminal

Reference Informations:

*Used in CJT A2550 series Housing

Use With CJT A2550 series Housing:

Single Row	A2550H-XP, A2550H-XP-D
Dual Row	A2550H-2xXP



Ordering information & Specifications:

Unit:mm

Part NO.	Wire Range	Insulation O.D.	Material	Finish	Qty/reel
A2550M-TP	FFC WIRE	-----	Phosphor Bronze	Tin over Nickel	10,000 PCS
A2550M-GP	FFC WIRE	-----	Phosphor Bronze	Gold over Nickel	10,000 PCS

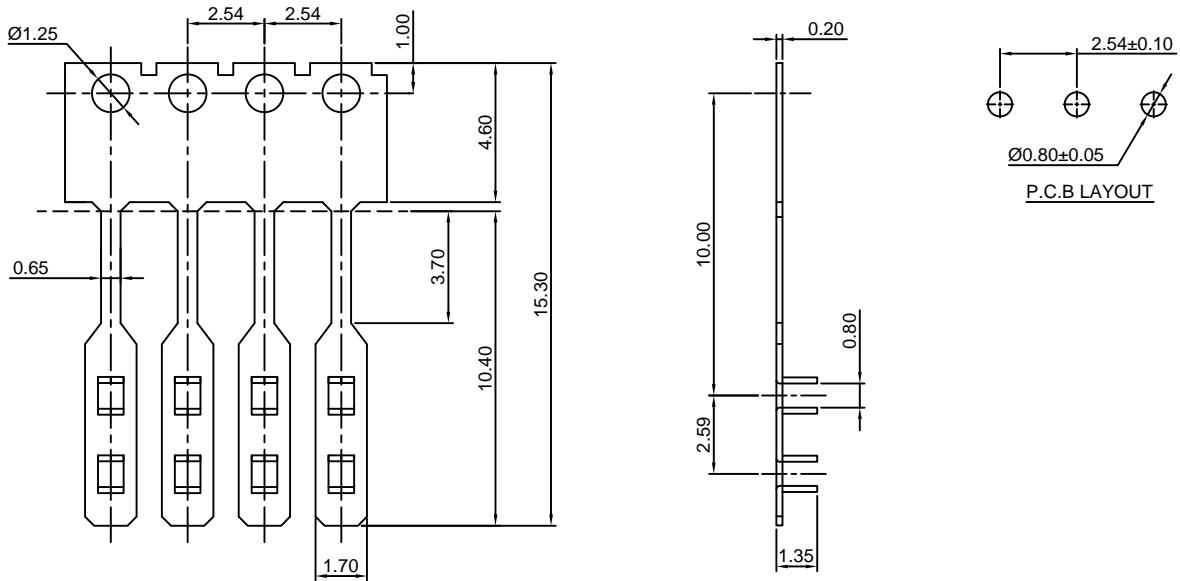
Optional Gold plating available but MOQ requested

A2550M-T-C

2.54mm pitch Crimp Flex Terminal

Reference Informations:

*Used in FFC Wire



Ordering information & Specifications:

Unit:mm

Part NO.	Wire Range	Insulation O.D.	Material	Finish	Qty/reel
A2550M-TP-C	FFC WIRE	-----	Phosphor Bronze	Tin over Nickel	20,000 PCS
A2550M-GP-C	FFC WIRE	-----	Phosphor Bronze	Gold over Nickel	20,000 PCS

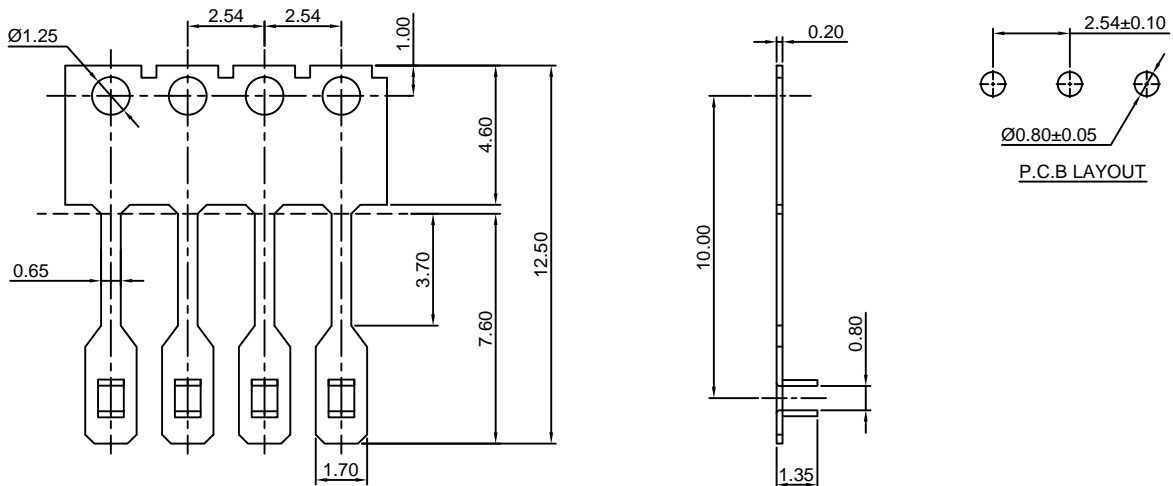
Optional Gold plating available but MOQ requested

A2550M-T-CA

2.54mm pitch Crimp Flex Terminal

Reference Informations:

*Used in FFC Wire



Ordering information & Specifications:

Unit:mm

Part NO.	Wire Range	Insulation O.D.	Material	Finish	Qty/reel
A2550M-TP-CA	FFC WIRE	-----	Phosphor Bronze	Tin over Nickel	20,000 PCS
A2550M-GP-CA	FFC WIRE	-----	Phosphor Bronze	Gold over Nickel	20,000 PCS

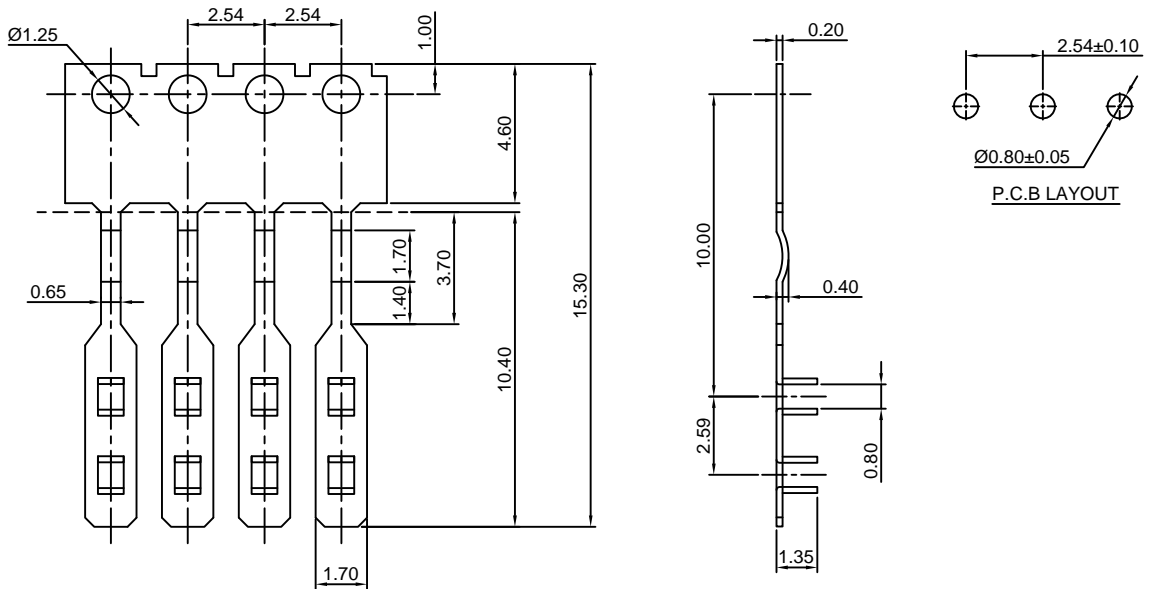
Optional Gold plating available but MOQ requested

A2550M-T-C1

2.54mm pitch Crimp Flex Terminal

Reference Informations:

*Used in FFC Wire



Ordering information & Specifications:

Unit:mm

Part NO.	Wire Range	Insulation O.D.	Material	Finish	Qty/reel
A2550M-TP-C1	FFC WIRE	-----	Phosphor Bronze	Tin over Nickel	20,000 PCS
A2550M-GP-C1	FFC WIRE	-----	Phosphor Bronze	Gold over Nickel	20,000 PCS

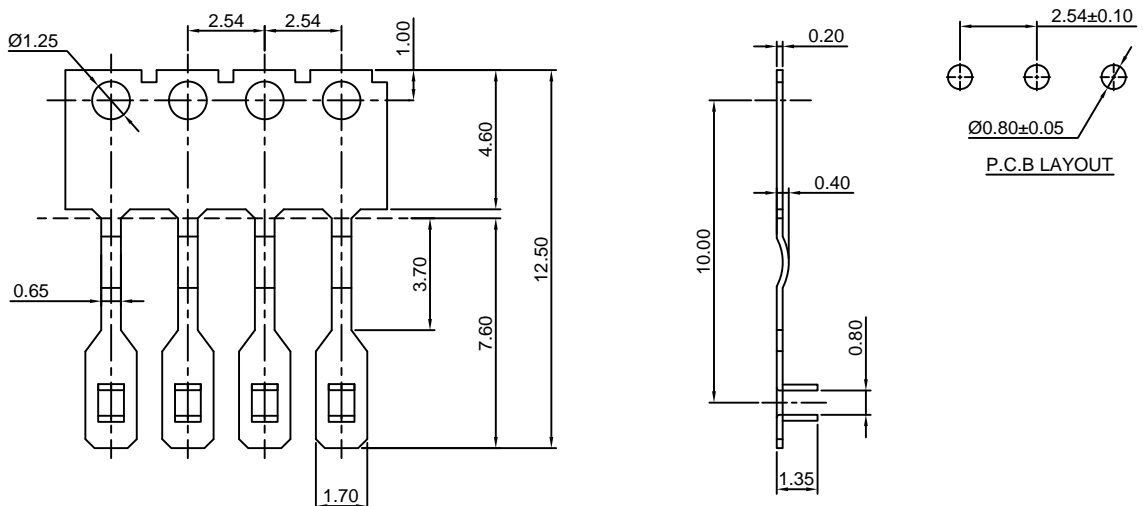
Optional Gold plating available but MOQ requested

A2550M-T-C1A

2.54mm pitch Crimp Flex Terminal

Reference Informations:

*Used in FFC Wire



Ordering information & Specifications:

Unit:mm

Part NO.	Wire Range	Insulation O.D.	Material	Finish	Qty/reel
A2550M-TP-C1A	FFC WIRE	-----	Phosphor Bronze	Tin over Nickel	20,000 PCS
A2550M-GP-C1A	FFC WIRE	-----	Phosphor Bronze	Gold over Nickel	20,000 PCS

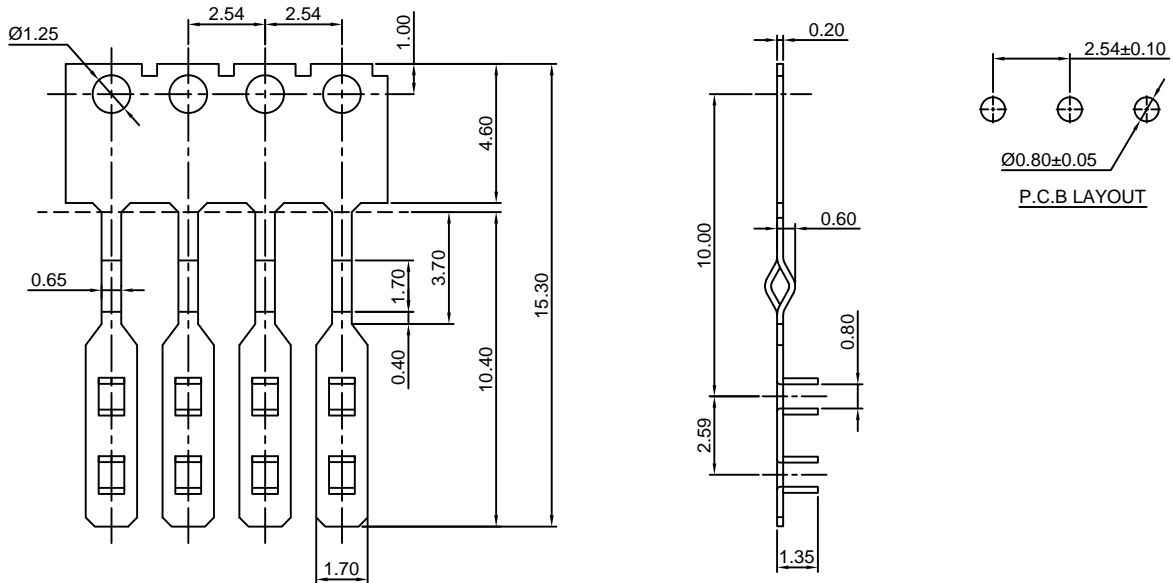
Optional Gold plating available but MOQ requested

A2550M-T-C2

2.54mm pitch Crimp Flex Terminal

Reference Informations:

*Used in FFC Wire



Ordering information & Specifications:

Unit:mm

Part NO.	Wire Range	Insulation O.D.	Material	Finish	Qty/reel
A2550M-TP-C2	FFC WIRE	-----	Phosphor Bronze	Tin over Nickel	20,000 PCS
A2550M-GP-C2	FFC WIRE	-----	Phosphor Bronze	Gold over Nickel	20,000 PCS

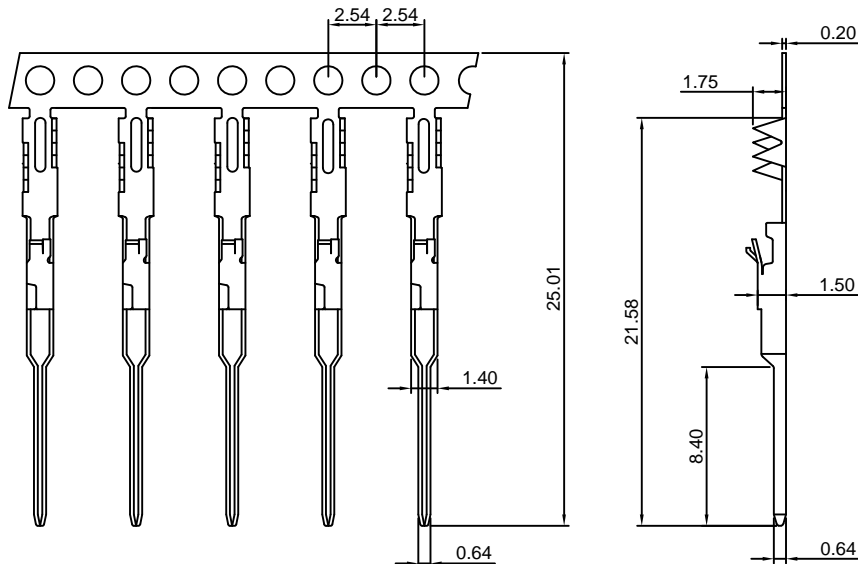
Optional Gold plating available but MOQ requested

A2550M-T-D

2.54mm pitch Crimp Flex Terminal

Reference Informations:

*Used in CJT A2550HM A2550HMA
A2550H-M1 A2550H-M3 series Housing



Ordering information & Specifications:

Unit:mm

Part NO.	Wire Range	Insulation O.D.	Material	Finish	Qty/reel
A2550M-TP-D	FFC WIRE	-----	Phosphor Bronze	Tin over Nickel	10,000 PCS
A2550M-GP-D	FFC WIRE	-----	Phosphor Bronze	Gold over Nickel	10,000 PCS

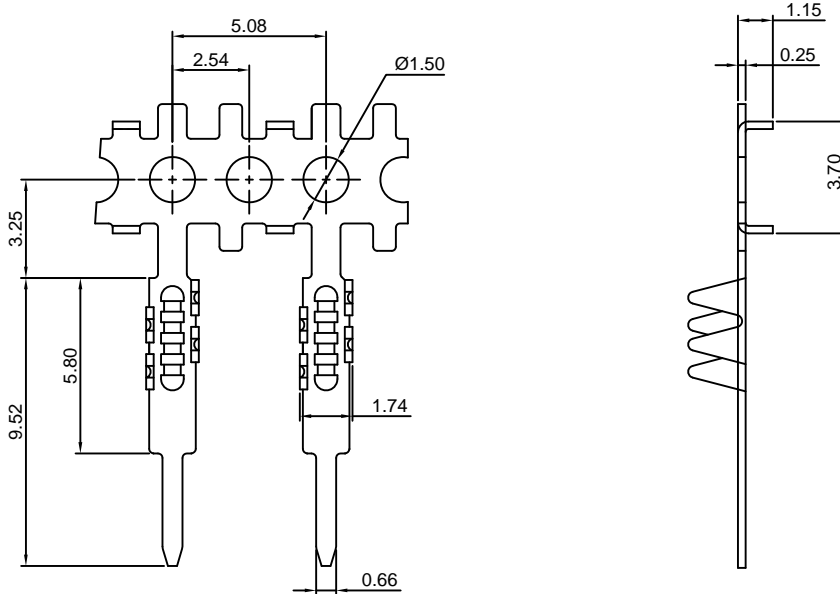
Optional Gold plating available but MOQ requested

A2550M-T-E

2.54mm pitch Crimp Flex Terminal

Reference Informations:

*Used in FFC Wire



Ordering information & Specifications:

Unit:mm

Part NO.	Wire Range	Insulation O.D.	Material	Finish	Qty/reel
A2550M-TP-E	FFC WIRE	-----	Phosphor Bronze	Tin over Nickel	10,000 PCS
A2550M-GP-E	FFC WIRE	-----	Phosphor Bronze	Gold over Nickel	10,000 PCS

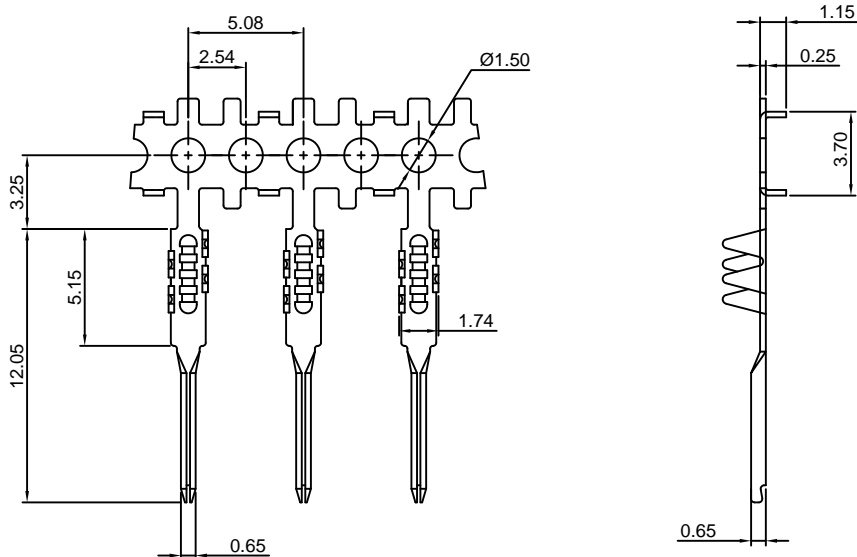
Optional Gold plating available but MOQ requested

A2550M-T-KE

2.54mm pitch Crimp Flex Terminal

Reference Informations:

*Used in FFC Wire



Ordering information & Specifications:

Unit:mm

Part NO.	Wire Range	Insulation O.D.	Material	Finish	Qty/reel
A2550M-TP-KE	FFC WIRE	-----	Phosphor Bronze	Tin over Nickel	20,000 PCS
A2550M-GP-KE	FFC WIRE	-----	Phosphor Bronze	Gold over Nickel	20,000 PCS

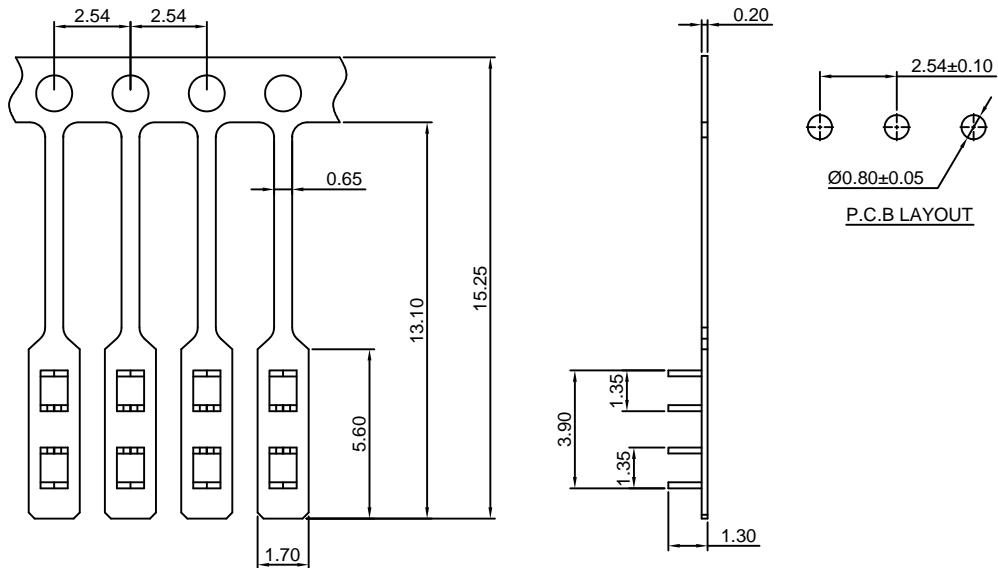
Optional Gold plating available but MOQ requested

A2550M-T-F

2.54mm pitch Crimp Flex Terminal

Reference Informations:

*Used in FFC Wire



Ordering information & Specifications:

Unit:mm

Part NO.	Wire Range	Insulation O.D.	Material	Finish	Qty/reel
A2550M-TP-F	FFC WIRE	-----	Phosphor Bronze	Tin over Nickel	20,000 PCS
A2550M-GP-F	FFC WIRE	-----	Phosphor Bronze	Gold over Nickel	20,000 PCS

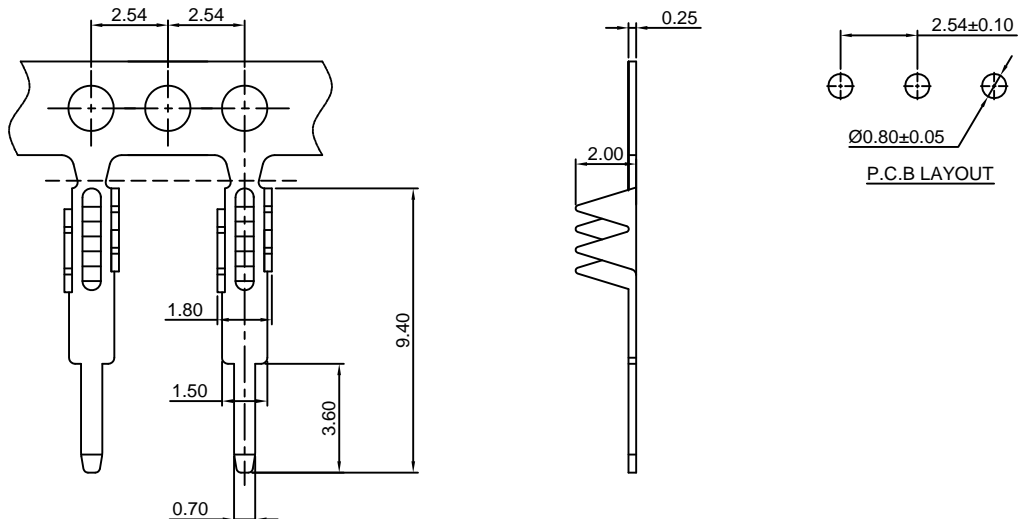
Optional Gold plating available but MOQ requested

A2550M-T-G

2.54mm pitch Crimp Flex Terminal

Reference Informations:

*Used in FFC Wire



Ordering information & Specifications:

Unit:mm

Part NO.	Wire Range	Insulation O.D.	Material	Finish	Qty/reel
A2550M-TP-G	FFC WIRE	-----	Phosphor Bronze	Tin over Nickel	20,000 PCS
A2550M-GP-G	FFC WIRE	-----	Phosphor Bronze	Gold over Nickel	20,000 PCS

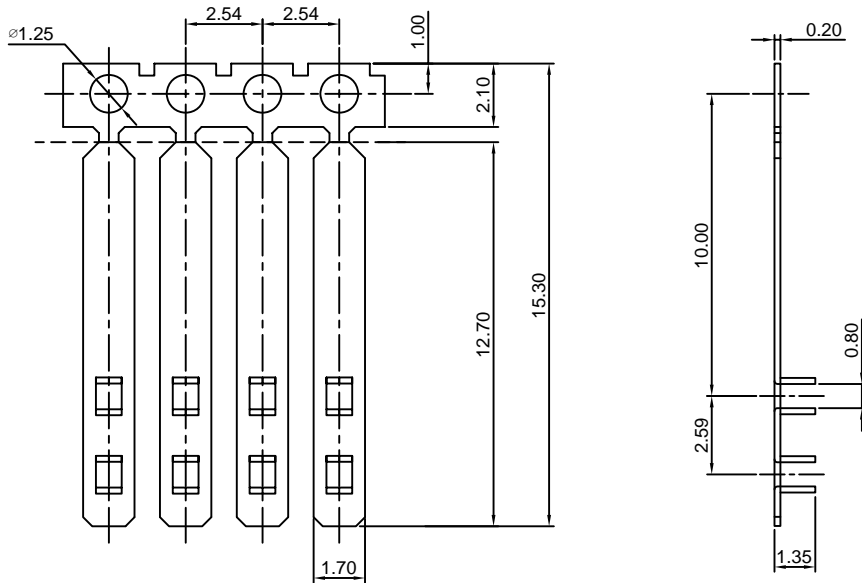
Optional Gold plating available but MOQ requested

A2550M-T-J

2.54mm pitch Crimp Flex Terminal

Reference Informations:

*Used in FFC Wire



Ordering information & Specifications:

Unit:mm

Part NO.	Wire Range	Insulation O.D.	Material	Finish	Qty/reel
A2550M-TP-J	FFC WIRE	-----	Phosphor Bronze	Tin over Nickel	20,000 PCS
A2550M-GP-J	FFC WIRE	-----	Phosphor Bronze	Gold over Nickel	20,000 PCS

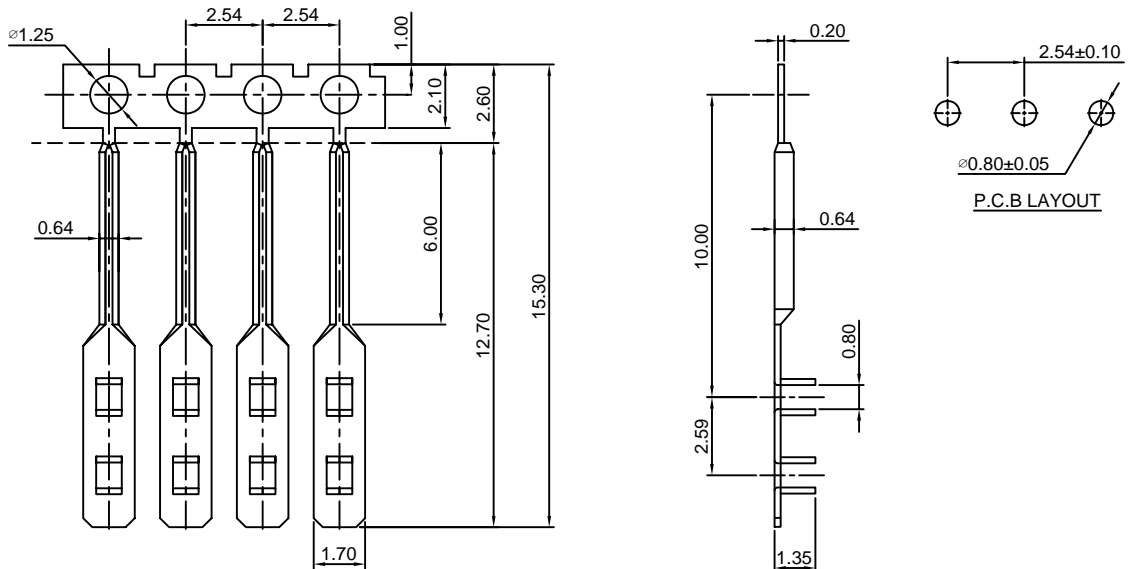
Optional Gold plating available but MOQ requested

A2550M-T-K

2.54mm pitch Crimp Flex Terminal

Reference Informations:

*Used in FFC Wire



Ordering information & Specifications:

Unit:mm

Part NO.	Wire Range	Insulation O.D.	Material	Finish	Qty/reel
A2550M-TP-K	FFC WIRE	-----	Phosphor Bronze	Tin over Nickel	20,000 PCS
A2550M-GP-K	FFC WIRE	-----	Phosphor Bronze	Gold over Nickel	20,000 PCS

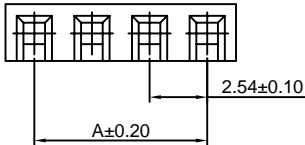
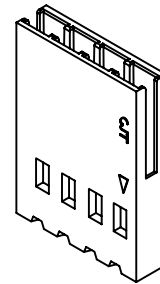
Optional Gold plating available but MOQ requested

A2550H-XP

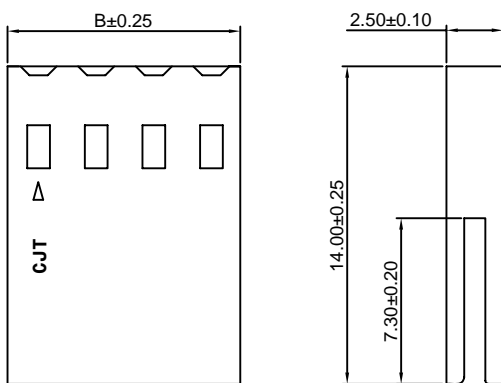
2.54mm Pitch Crimp Flex Housing

Reference Informations:

- *Material:PBT30%GF,UL94V-0
- *Suitable CJT A2550 series Terminal (A2550-T(-H), A2550-T(-H)-CR, A2550-T-A, A2550-T-C, A2550M-T)
- *Mates with CJT A2541 series Wafer
- *Color:Black



Ordering Information:
A2550H-XP - ***
 1 2
 1.Part No.
 2.Material:
 (blank):PBT30%GF,UL94V-0
 GWT:PBT,UL94V-0,GWT 750°C



Ordering Information & Dimensions:

PART NO.	Dimensions		PART NO.	Dimensions	
	A	B		A	B
2P	2.54	5.08	20P	48.26	50.80
3P	5.08	7.62	21P	50.80	53.34
4P	7.62	10.16	22P	53.34	55.88
5P	10.16	12.70	23P	55.88	58.42
6P	12.70	15.24	24P	58.42	60.96
7P	15.24	17.78	25P	60.96	63.50
8P	17.78	20.32	26P	63.50	66.04
9P	20.32	22.86	27P	66.04	68.58
10P	22.86	25.40	28P	68.58	71.12
11P	25.40	27.94	29P	71.12	73.66
12P	27.94	30.48	30P	73.66	76.20
13P	30.48	33.02	31P	76.20	78.74
14P	33.02	35.56	32P	78.74	81.28
15P	35.56	38.10	33P	81.28	83.82
16P	38.10	40.64	34P	83.82	86.36
17P	40.64	43.18	35P	86.36	88.90
18P	43.18	45.72	36P	88.90	91.44
19P	45.72	48.26			

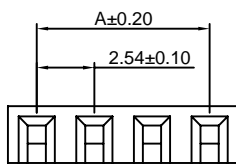
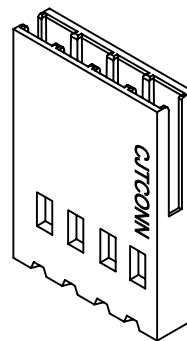
Unit: mm

A2550HH-XP

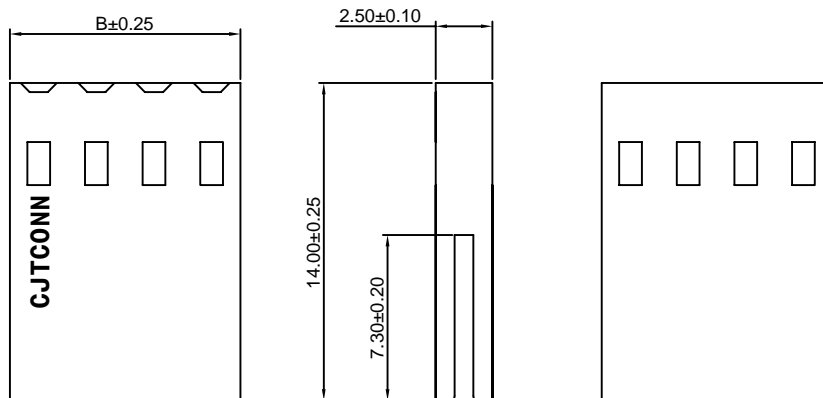
2.54mm Pitch Crimp Flex Housing

Reference Informations:

- *Material:PBT30%GF,UL94V-0
- *Suitable CJT A2550 series Terminal (A2550-T(-H), A2550-T(-H)-CR, A2550-T-A, A2550-T-C, A2550M-T)
- *Mates with CJT A2541 series Wafer
- *Color:Black



Ordering Information:
A2550HH-XP - ***
 1 2
 1.Part No.
 2.Material:
 (blank):PBT30%GF,UL94V-0
 GWT:PBT,UL94V-0,GWT 750°C



Ordering Information & Dimensions:

PART NO.	Dimensions	
	A	B
2P	2.54	5.08
3P	5.08	7.62
4P	7.62	10.16
5P	10.16	12.70
6P	12.70	15.24
7P	15.24	17.78
8P	17.78	20.32
9P	20.32	22.86
10P	22.86	25.40
11P	25.40	27.94
12P	27.94	30.48
13P	30.48	33.02
14P	33.02	35.56
15P	35.56	38.10
16P	38.10	40.64
17P	40.64	43.18
18P	43.18	45.72
19P	45.72	48.26
20P	48.26	50.80
21P	50.80	53.34
22P	53.34	55.88
23P	55.88	58.42
24P	58.42	60.96
25P	60.96	63.50

Unit: mm

A2550HA-XP

2.54mm Pitch Crimp Flex Housing

Reference Informations:

- *Material:PBT30%GF,UL94V-0
- *Suitable CJT A2550 series Terminal (A2550-T(-H), A2550-T(-H)-CR, A2550-T-A, A2550-T-C,)
- *Mates with CJT A2549WVB,WRB-XP series Wafer
- *Color:Black

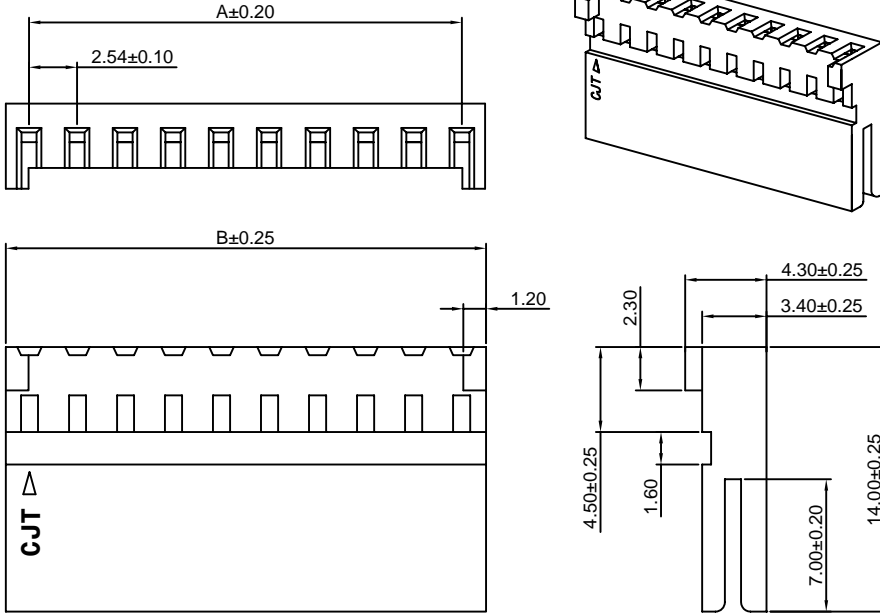
Ordering Information:

- A2550HA-XP - ***
 1 2
- 1.Part No.
 - 2.Material:
 (blank):PBT30%GF,UL94V-0
 GWT:PBT,UL94V-0,GWT 750°C

Ordering Information & Dimensions:

PART NO.	Dimensions	
	A	B
2P	2.54	5.08
3P	5.08	7.62
4P	7.62	10.16
5P	10.16	12.70
6P	12.70	15.24
7P	15.24	17.78
8P	17.78	20.32
9P	20.32	22.86
10P	22.86	25.40
11P	25.40	27.94
12P	27.94	30.48
13P	30.48	33.02
14P	33.02	35.56
15P	35.56	38.10
16P	38.10	40.64
17P	40.64	43.18
18P	43.18	45.72
19P	45.72	48.26
20P	48.26	50.80
21P	50.80	53.34
22P	53.34	55.88
23P	55.88	58.42
24P	58.42	60.96
25P	60.96	63.50

Unit: mm



A2550HB-XP

2.54mm Pitch Crimp Flex Housing

Reference Informations:

- *Material:PBT30%GF,UL94V-0
- *Suitable CJT A2550 series Terminal (A2550-T(-H), A2550-T(-H)-CR, A2550-T-A, A2550-T-C,)
- *Mates with CJT A2549WVB,WRB-XP series Wafer
- *Color:Black

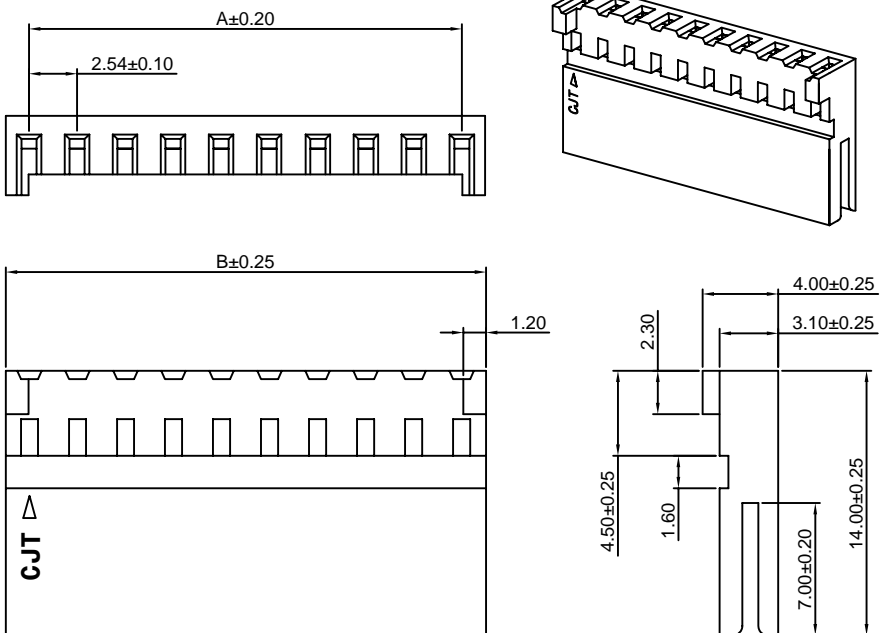
Ordering Information:

- A2550HB-XP - ***
 1 2
- 1.Part No.
 - 2.Material:
 (blank):PBT30%GF,UL94V-0
 GWT:PBT,UL94V-0,GWT 750°C

Ordering Information & Dimensions:

PART NO.	Dimensions	
	A	B
2P	2.54	5.08
3P	5.08	7.62
4P	7.62	10.16
5P	10.16	12.70
6P	12.70	15.24
7P	15.24	17.78
8P	17.78	20.32
9P	20.32	22.86
10P	22.86	25.40
11P	25.40	27.94
12P	27.94	30.48
13P	30.48	33.02
14P	33.02	35.56
15P	35.56	38.10
16P	38.10	40.64
17P	40.64	43.18
18P	43.18	45.72
19P	45.72	48.26
20P	48.26	50.80
21P	50.80	53.34
22P	53.34	55.88
23P	55.88	58.42
24P	58.42	60.96
25P	60.96	63.50

Unit: mm



A2550H-XP-A

2.54mm Pitch Crimp Flex Housing

Reference Informations:

- *Material: PBT30%GF, UL94V-0
- *Suitable CJT A2550 series Terminal (A2550-T(-H), A2550-T(-H)-CR, A2550-T-A, A2550-T-C)
- *Mates with CJT A2550HM-XP, A2547HM-XP series Housing or A2547WVA, WRA-XP series Wafer
- *Color: Black

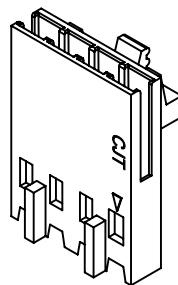
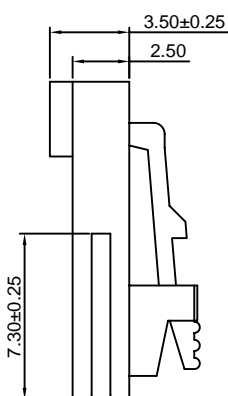
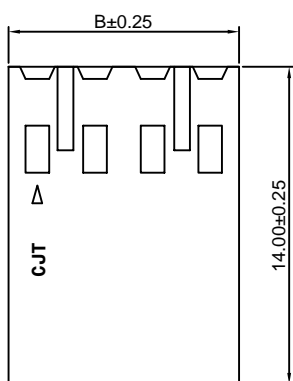
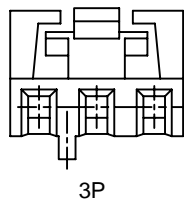
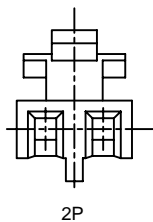
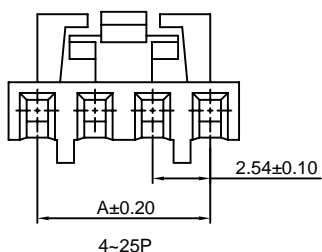
Ordering Information:

- A2550H-XP-A - ***
- | | |
|---|---|
| 1 | 2 |
|---|---|
- Part No.
 - Material:
(blank): PBT30%GF, UL94V-0
GWT: PBT, UL94V-0, GWT 750°C

Ordering Information & Dimensions:

PART NO.	Dimensions	
	A	B
2P	2.54	5.08
3P	5.08	7.62
4P	7.62	10.16
5P	10.16	12.70
6P	12.70	15.24
7P	15.24	17.78
8P	17.78	20.32
9P	20.32	22.86
10P	22.86	25.40
11P	25.40	27.94
12P	27.94	30.48
13P	30.48	33.02
14P	33.02	35.56
15P	35.56	38.10
16P	38.10	40.64
17P	40.64	43.18
18P	43.18	45.72
19P	45.72	48.26
20P	48.26	50.80
21P	50.80	53.34
22P	53.34	55.88
23P	55.88	58.42
24P	58.42	60.96
25P	60.96	63.50

Unit: mm



A2550H-XP-A1

2.54mm Pitch Crimp Flex Housing

Reference Informations:

- *Material: PBT30%GF, UL94V-0
- *Suitable CJT A2550 series Terminal (A2550-T(-H), A2550-T(-H)-CR, A2550-T-A, A2550-T-C)
- *Mates with CJT A2550HM-XP, A2547HM-XP series Housing or A2547WVA, WRA-XP series Wafer
- *Color: Black

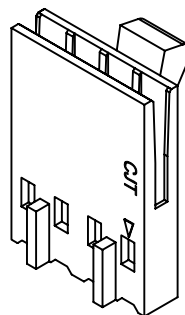
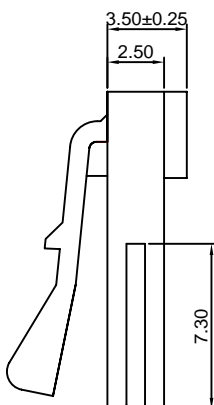
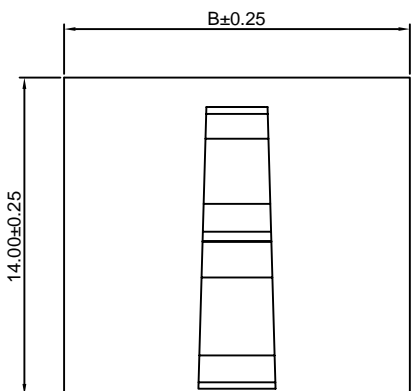
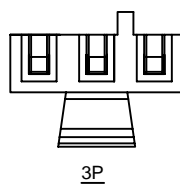
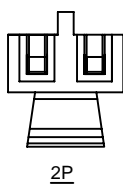
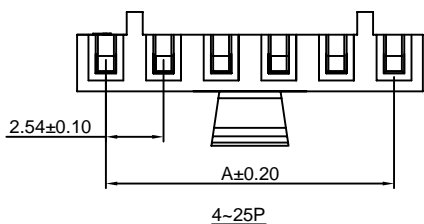
Ordering Information:

- A2550H-XP-A1 - ***
- | | |
|---|---|
| 1 | 2 |
|---|---|
- Part No.
 - Material:
(blank): PBT30%GF, UL94V-0
GWT: PBT, UL94V-0, GWT 750°C

Ordering Information & Dimensions:

PART NO.	Dimensions	
	A	B
2P	2.54	5.08
3P	5.08	7.62
4P	7.62	10.16
5P	10.16	12.70
6P	12.70	15.24
7P	15.24	17.78
8P	17.78	20.32
9P	20.32	22.86
10P	22.86	25.40
11P	25.40	27.94
12P	27.94	30.48
13P	30.48	33.02
14P	33.02	35.56
15P	35.56	38.10
16P	38.10	40.64
17P	40.64	43.18
18P	43.18	45.72
19P	45.72	48.26
20P	48.26	50.80
21P	50.80	53.34
22P	53.34	55.88
23P	55.88	58.42
24P	58.42	60.96
25P	60.96	63.50

Unit: mm



A2550H-XP-A2

2.54mm Pitch Crimp Flex Housing

Reference Informations:

- *Material: PBT30%GF, UL94V-0
- *Suitable CJT A2550 series Terminal (A2550-T(-H), A2550-T(-H)-CR, A2550-T-A, A2550-T-C)
- *Mates with CJT A2550HM-XP, A2547HM-XP series Housing or A2547WVA, WRA-XP series Wafer
- *Color: Black

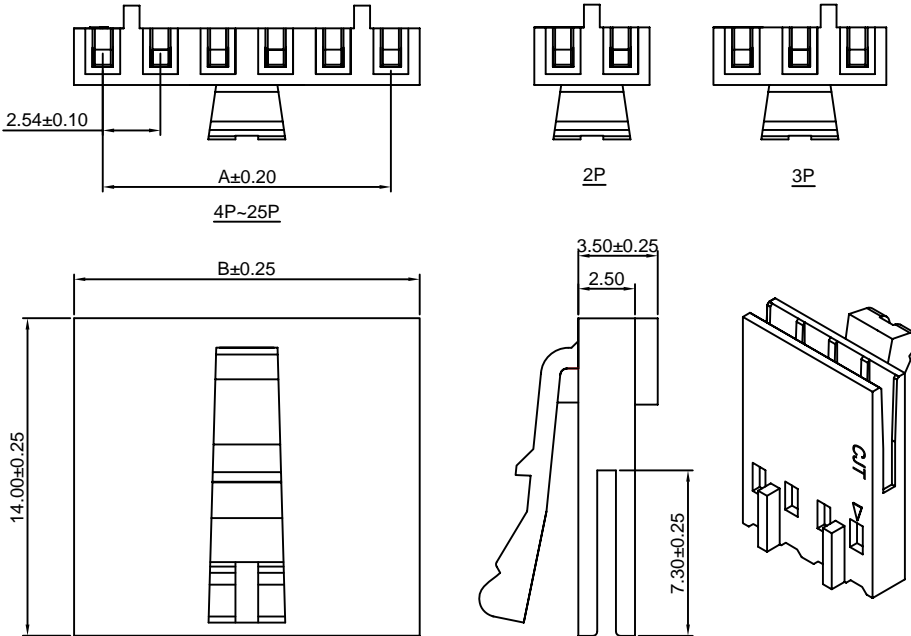
Ordering Information:

- A2550H-XP-A2 - ***
- | | |
|---|---|
| 1 | 2 |
|---|---|
1. Part No.
2. Material:
(blank): PBT30%GF, UL94V-0
GWT: PBT, UL94V-0, GWT 750°C

Ordering Information & Dimensions:

PART NO.	Dimensions	
	A	B
2P	2.54	5.08
3P	5.08	7.62
4P	7.62	10.16
5P	10.16	12.70
6P	12.70	15.24
7P	15.24	17.78
8P	17.78	20.32
9P	20.32	22.86
10P	22.86	25.40
11P	25.40	27.94
12P	27.94	30.48
13P	30.48	33.02
14P	33.02	35.56
15P	35.56	38.10
16P	38.10	40.64
17P	40.64	43.18
18P	43.18	45.72
19P	45.72	48.26
20P	48.26	50.80
21P	50.80	53.34
22P	53.34	55.88
23P	55.88	58.42
24P	58.42	60.96
25P	60.96	63.50

Unit: mm



A2550H-XP-A2H

2.54mm Pitch Crimp Flex Housing

Reference Informations:

- *Material: PBT30%GF, UL94V-0
- *Suitable CJT A2550 series Terminal (A2550-T(-H), A2550-T(-H)-CR, A2550-T-A, A2550-T-C)
- *Mates with CJT A2550HM-XP, A2547HM-XP series Housing or A2547WVA, WRA-XP series Wafer
- *Color: Black

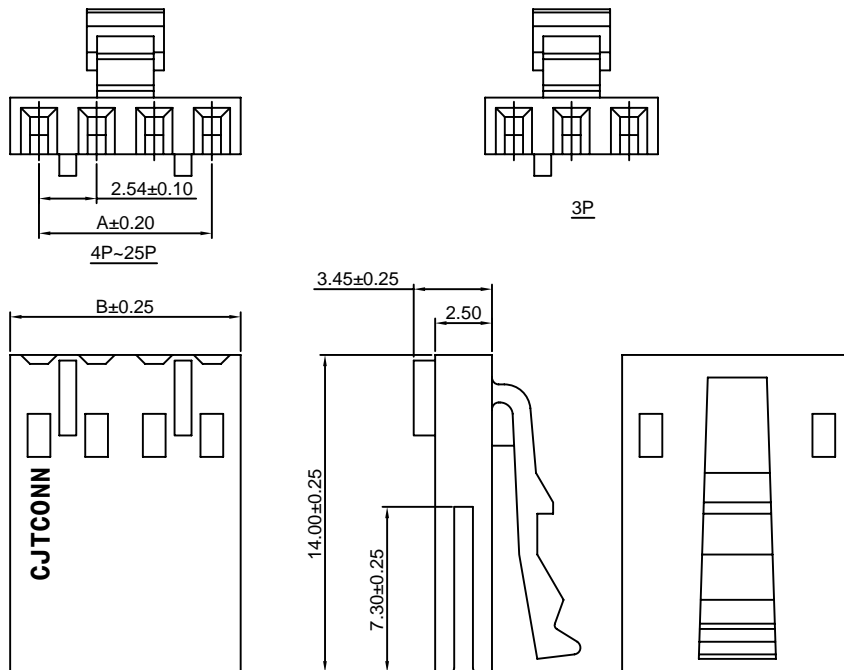
Ordering Information:

- A2550H-XP-A2H - ***
- | | |
|---|---|
| 1 | 2 |
|---|---|
1. Part No.
2. Material:
(blank): PBT30%GF, UL94V-0
GWT: PBT, UL94V-0, GWT 750°C

Ordering Information & Dimensions:

PART NO.	Dimensions	
	A	B
3P	5.08	7.62
4P	7.62	10.16
5P	10.16	12.70
6P	12.70	15.24
7P	15.24	17.78
8P	17.78	20.32
9P	20.32	22.86
10P	22.86	25.40
11P	25.40	27.94
12P	27.94	30.48
13P	30.48	33.02
14P	33.02	35.56
15P	35.56	38.10
16P	38.10	40.64
17P	40.64	43.18
18P	43.18	45.72
19P	45.72	48.26
20P	48.26	50.80
21P	50.80	53.34
22P	53.34	55.88
23P	55.88	58.42
24P	58.42	60.96
25P	60.96	63.50

Unit: mm

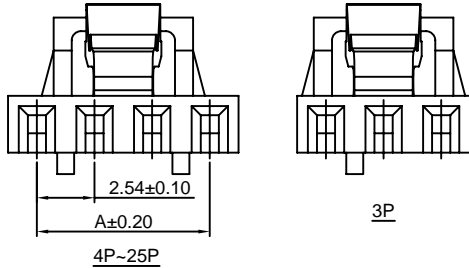


A2550H-XP-A3

2.54mm Pitch Crimp Flex Housing

Reference Informations:

- *Material: PBT30%GF,UL94V-0
- *Suitable CJT A2550 series Terminal (A2550-T(-H), A2550-T(-H)-CR, A2550-T-A, A2550-T-C)
- *Mates with CJT A2550HM-XP,A2547HM-XP series Housing or A2547WVA,WRA-XP series Wafer
- *Color:Black



Ordering Information:
A2550H-XP-A3 - ***
 $\frac{1}{2}$
 1.Part No.
 2.Material:
 (blank):PBT30%GF,UL94V-0
 GWT:PBT,UL94V-0,GWT 750°C

Ordering Information & Dimensions:

PART NO.	Dimensions	
	A	B
3P	5.08	7.62
4P	7.62	10.16
5P	10.16	12.70
6P	12.70	15.24
7P	15.24	17.78
8P	17.78	20.32
9P	20.32	22.86
10P	22.86	25.40
11P	25.40	27.94
12P	27.94	30.48
13P	30.48	33.02
14P	33.02	35.56
15P	35.56	38.10
16P	38.10	40.64
17P	40.64	43.18
18P	43.18	45.72
19P	45.72	48.26
20P	48.26	50.80
21P	50.80	53.34
22P	53.34	55.88
23P	55.88	58.42
24P	58.42	60.96
25P	60.96	63.50

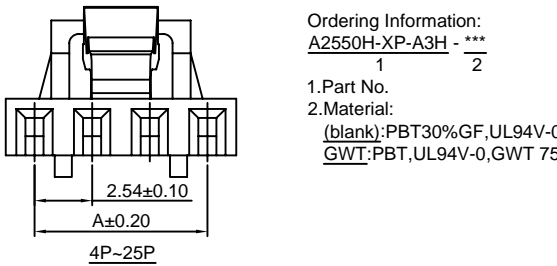
Unit: mm

A2550H-XP-A3H

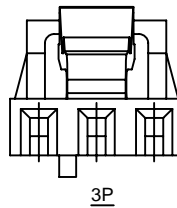
2.54mm Pitch Crimp Flex Housing

Reference Informations:

- *Material:PBT30%GF,UL94V-0
- *Suitable CJT A2550 series Terminal (A2550-T(-H), A2550-T(-H)-CR, A2550-T-A, A2550-T-C)
- *Mates with CJT A2550HM-XP, A2547HM-XP series Housing or A2547WVA,WRA-XP series Wafer
- *Color:Black



Ordering Information:
A2550H-XP-A3H - ***
 $\frac{1}{2}$
 1.Part No.
 2.Material:
 (blank):PBT30%GF,UL94V-0
 GWT:PBT,UL94V-0,GWT 750°C



Ordering Information & Dimensions:

PART NO.	Dimensions	
	A	B
3P	5.08	7.62
4P	7.62	10.16
5P	10.16	12.70
6P	12.70	15.24
7P	15.24	17.78
8P	17.78	20.32
9P	20.32	22.86
10P	22.86	25.40
11P	25.40	27.94
12P	27.94	30.48
13P	30.48	33.02
14P	33.02	35.56
15P	35.56	38.10
16P	38.10	40.64
17P	40.64	43.18
18P	43.18	45.72
19P	45.72	48.26
20P	48.26	50.80
21P	50.80	53.34
22P	53.34	55.88
23P	55.88	58.42
24P	58.42	60.96
25P	60.96	63.50

Unit: mm

A2550H-XP-B

2.54mm Pitch Crimp Flex Housing

Reference Informations:

- *Material:PBT30%GF,UL94V-0
- *Suitable CJT A2550 series Terminal (A2550-T(H), A2550-T(H)-CR, A2550-T-A, A2550-T-C)
- *Mates with CJT A2547HMA-XP series Housing or A2547 series Wafer
- *Color:Black

Ordering Information:

A2550H-XP-B - ***
1 2

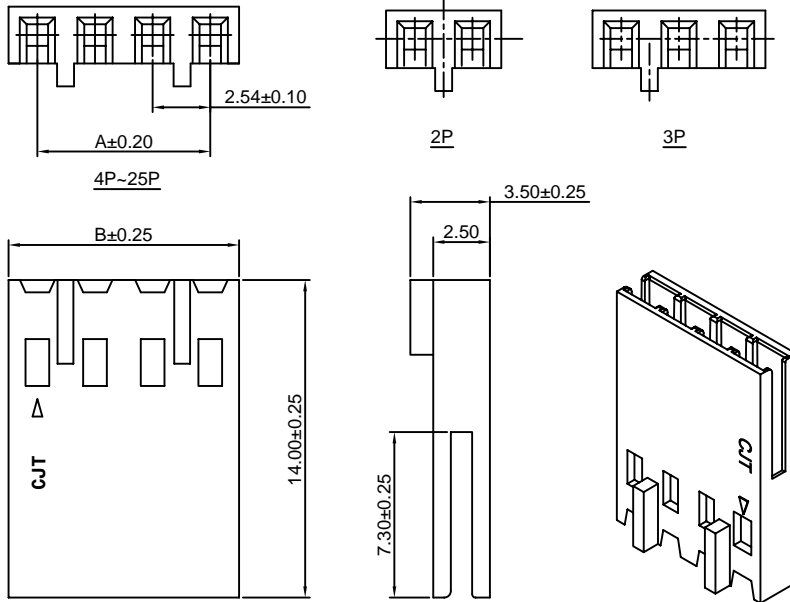
- 1.Part No.
- 2.Material:

(blank):PBT30%GF,UL94V-0
GWT:PBT,UL94V-0,GWT 750 °C

Ordering Information & Dimensions:

PART NO.	Dimensions	
	A	B
2P	2.54	5.08
3P	5.08	7.62
4P	7.62	10.16
5P	10.16	12.70
6P	12.70	15.24
7P	15.24	17.78
8P	17.78	20.32
9P	20.32	22.86
10P	22.86	25.40
11P	25.40	27.94
12P	27.94	30.48
13P	30.48	33.02
14P	33.02	35.56
15P	35.56	38.10
16P	38.10	40.64
17P	40.64	43.18
18P	43.18	45.72
19P	45.72	48.26
20P	48.26	50.80
21P	50.80	53.34
22P	53.34	55.88
23P	55.88	58.42
24P	58.42	60.96
25P	60.96	63.50

Unit: mm



A2550H-XP-BH

2.54mm Pitch Crimp Flex Housing

Reference Informations:

- *Material:PBT30%GF,UL94V-0
- *Suitable CJT A2550 series Terminal (A2550-T(H), A2550-T(H)-CR, A2550-T-A, A2550-T-C)
- *Mates with CJT A2547HMA-XP series Housing or A2547 series Wafer
- *Color:Black

Ordering Information:

A2550H-XP-BH - ***
1 2

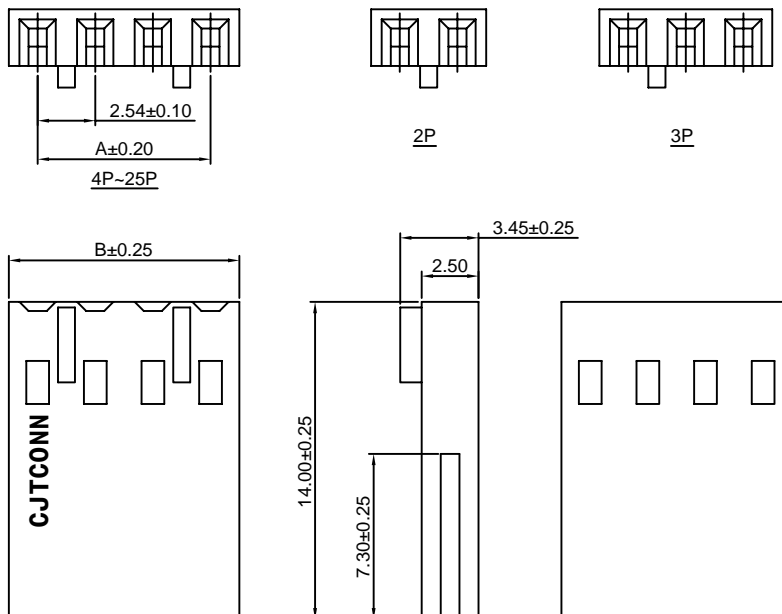
- 1.Part No.
- 2.Material:

(blank):PBT30%GF,UL94V-0
GWT:PBT,UL94V-0,GWT 750 °C

Ordering Information & Dimensions:

PART NO.	Dimensions	
	A	B
2P	2.54	5.08
3P	5.08	7.62
4P	7.62	10.16
5P	10.16	12.70
6P	12.70	15.24
7P	15.24	17.78
8P	17.78	20.32
9P	20.32	22.86
10P	22.86	25.40
11P	25.40	27.94
12P	27.94	30.48
13P	30.48	33.02
14P	33.02	35.56
15P	35.56	38.10
16P	38.10	40.64
17P	40.64	43.18
18P	43.18	45.72
19P	45.72	48.26
20P	48.26	50.80
21P	50.80	53.34
22P	53.34	55.88
23P	55.88	58.42
24P	58.42	60.96
25P	60.96	63.50

Unit: mm

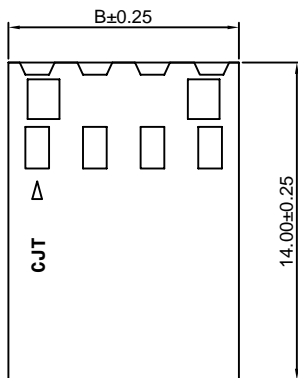
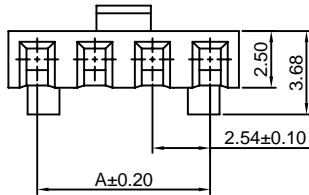


A2550H-XP-C

2.54mm Pitch Crimp Flex Housing

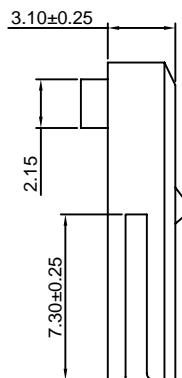
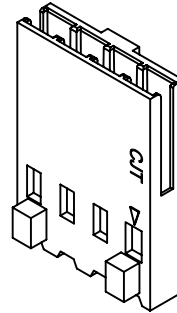
Reference Informations:

- *Material: PBT30%GF, UL94V-0
- *Suitable CJT A2550 series Terminal (A2550-T(-H), A2550-T(-H)-CR, A2550-T-A, A2550-T-C)
- *Mates with CJT A2547WVE, WRE-XP, A2549WV, WR-XP series Wafer
- *Color: Black



Ordering Information:
A2550H-XP-C - ***
 1 2

1. Part No.
 2. Material:
 (blank): PBT30%GF, UL94V-0
 GWT: PBT, UL94V-0, GWT 750°C



Ordering Information & Dimensions:

PART NO.	Dimensions	
	A	B
2P	2.54	5.08
3P	5.08	7.62
4P	7.62	10.16
5P	10.16	12.70
6P	12.70	15.24
7P	15.24	17.78
8P	17.78	20.32
9P	20.32	22.86
10P	22.86	25.40
11P	25.40	27.94
12P	27.94	30.48
13P	30.48	33.02
14P	33.02	35.56
15P	35.56	38.10
16P	38.10	40.64
17P	40.64	43.18
18P	43.18	45.72
19P	45.72	48.26
20P	48.26	50.80
21P	50.80	53.34
22P	53.34	55.88
23P	55.88	58.42
24P	58.42	60.96
25P	60.96	63.50

Unit: mm

A2550H-XP-C1

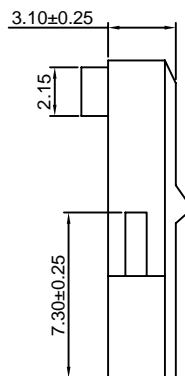
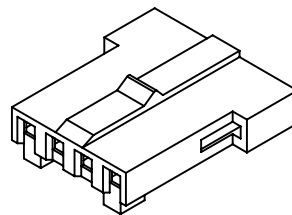
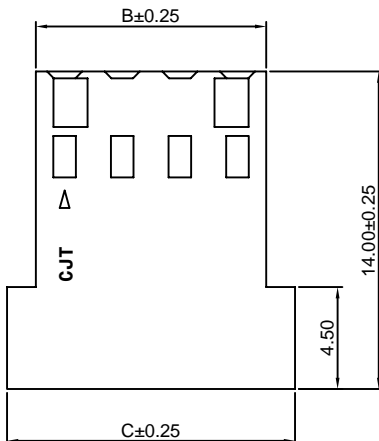
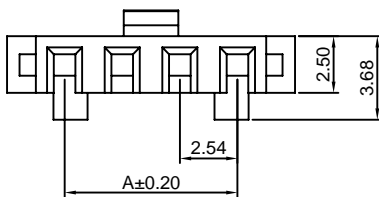
2.54mm Pitch Crimp Flex Housing

Reference Informations:

- *Material: PBT30%GF, UL94V-0
- *Suitable CJT A2550 series Terminal (A2550-T(-H), A2550-T(-H)-CR, A2550-T-A, A2550-T-C)
- *Mates with CJT A2547WVE, WRE-XP, A2549WV, WR-XP series Wafer
- *Color: Black

Ordering Information:
A2550H-XP-C1 - ***
 1 2

1. Part No.
 2. Material:
 (blank): PBT30%GF, UL94V-0
 GWT: PBT, UL94V-0, GWT 750°C



Ordering Information & Dimensions:

PART NO.	Dimensions		
	A	B	C
2P	2.54	5.08	7.62
3P	5.08	7.62	10.16
4P	7.62	10.16	12.70
5P	10.16	12.70	15.24
6P	12.70	15.24	17.78
7P	15.24	17.78	20.32
8P	17.78	20.32	22.86
9P	20.32	22.86	25.40
10P	22.86	25.40	27.94
11P	25.40	27.94	30.48
12P	27.94	30.48	33.02
13P	30.48	33.02	35.56
14P	33.02	35.56	38.10
15P	35.56	38.10	40.64
16P	38.10	40.64	43.18
17P	40.64	43.18	45.72
18P	43.18	45.72	48.26
19P	45.72	48.26	50.80
20P	48.26	50.80	53.34
21P	50.80	53.34	55.88
22P	53.34	55.88	58.42
23P	55.88	58.42	60.96
24P	58.42	60.96	63.50
25P	60.96	63.50	66.04

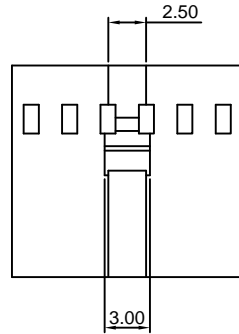
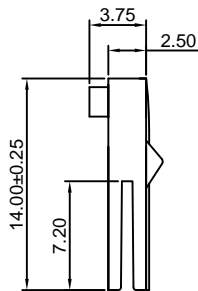
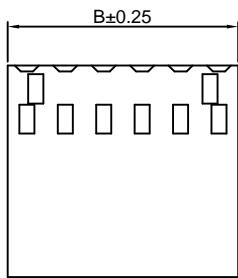
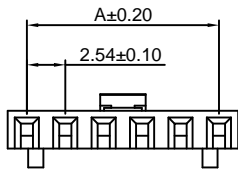
Unit: mm

A2550H-XP-CH

2.54mm Pitch Crimp Flex Housing

Reference Informations:

- *Material: PBT30%GF, UL94V-0
- *Suitable CJT A2550 series Terminal (A2550-T(-H), A2550-T(-H)-CR, A2550-T-A, A2550-T-C)
- *Mates with CJT A2547WVE, WRE-XP, A2549WV, WR-XP series Wafer
- *Color: Black



Ordering Information:
A2550H-XP-CH - ***
 1 2
 1. Part No.
 2. Material:
 (blank): PBT30%GF, UL94V-0
 GWT: PBT, UL94V-0, GWT 750°C

Ordering Information & Dimensions:

PART NO.	Dimensions	
	A	B
2P	2.54	5.08
3P	5.08	7.62
4P	7.62	10.16
5P	10.16	12.70
6P	12.70	15.24
7P	15.24	17.78
8P	17.78	20.32
9P	20.32	22.86
10P	22.86	25.40
11P	25.40	27.94
12P	27.94	30.48
13P	30.48	33.02
14P	33.02	35.56
15P	35.56	38.10
16P	38.10	40.64
17P	40.64	43.18
18P	43.18	45.72
19P	45.72	48.26
20P	48.26	50.80
21P	50.80	53.34
22P	53.34	55.88
23P	55.88	58.42
24P	58.42	60.96
25P	60.96	63.50

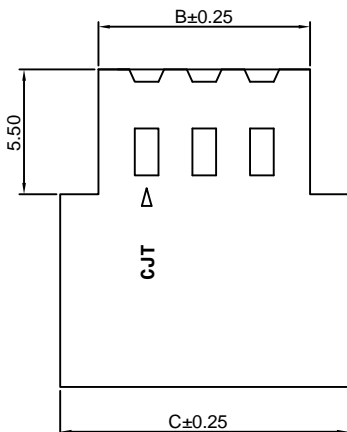
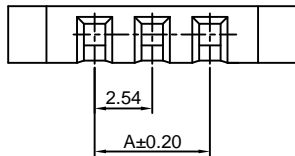
Unit: mm

A2550H-XP-D

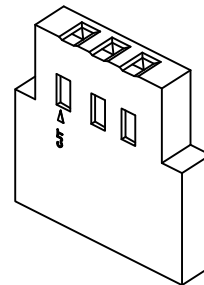
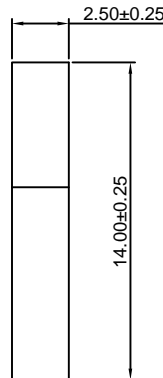
2.54mm Pitch Crimp Flex Housing

Reference Informations:

- *Material: PBT30%GF, UL94V-0
- *Suitable CJT A2550 series Terminal (A2550-T(-H), A2550-T(-H)-CR, A2550-T-A, A2550M-T, A2550-T-C)
- *Mates with CJT A2541 series Wafer
- *Color: Blue



Ordering Information:
A2550H-XP-D - ***
 1 2
 1. Part No.
 2. Material:
 (blank): PBT30%GF, UL94V-0
 GWT: PBT, UL94V-0, GWT 750°C



Ordering Information & Dimensions:

PART NO.	Dimensions			PART NO.	Dimensions		
	A	B	C		A	B	C
2P	2.54	6.81	10.16	20P	48.26	52.53	55.88
3P	5.08	9.35	12.70	21P	50.80	55.07	58.42
4P	7.62	11.89	15.24	22P	53.34	57.61	60.96
5P	10.16	14.43	17.78	23P	55.88	60.15	63.50
6P	12.70	16.97	20.32	24P	58.42	62.69	66.04
7P	15.24	19.51	22.86	25P	60.96	65.23	68.58
8P	17.78	22.05	25.40	26P	63.50	67.77	71.12
9P	20.32	24.59	27.94	27P	66.04	70.31	73.66
10P	22.86	27.13	30.48	28P	68.58	72.85	76.20
11P	25.40	29.67	33.02	29P	71.12	75.39	78.74
12P	27.94	32.21	35.56	30P	73.66	77.93	81.28
13P	30.48	34.75	38.10	31P	76.20	80.47	83.82
14P	33.02	37.29	40.64	32P	78.74	83.01	86.36
15P	35.56	39.83	43.18	33P	81.28	85.55	88.90
16P	38.10	42.37	45.72	34P	83.82	88.09	91.44
17P	40.64	44.91	48.26	35P	86.36	90.63	93.98
18P	43.18	47.45	50.80	36P	88.90	93.17	96.52
19P	45.72	49.99	53.34				

Unit: mm

A2550H-XP-G

2.54mm Pitch Crimp Flex Housing

Reference Informations:

- *Material:PBT30%GF,UL94V-0
- *Suitable CJT A2550 series Terminal (A2550-T-J)
- *Mates with CJT A2541 series Wafer
- *Color:Black

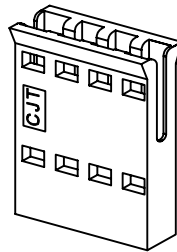
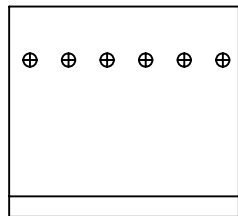
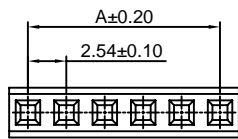
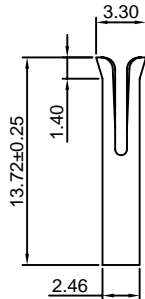
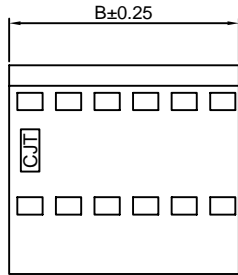
Ordering Information:

A2550H-XP-G - ***
 1 2

1.Part No.

2.Material:

(blank):PBT30%GF,UL94V-0
 GWT:PBT,UL94V-0,GWT 750°C



Ordering Information & Dimensions:

PART NO.	Dimensions		PART NO.	Dimensions	
	A	B		A	B
2P	2.54	4.92	19P	45.72	48.10
3P	5.08	7.46	20P	48.26	50.64
4P	7.62	10.00	21P	50.80	53.18
5P	10.16	12.54	22P	53.34	55.72
6P	12.70	15.08	23P	55.88	58.26
7P	15.24	17.62	24P	58.42	60.80
8P	17.78	20.16	25P	60.96	63.34
9P	20.32	22.70	26P	63.50	65.88
10P	22.86	25.24	27P	66.04	68.42
11P	25.40	27.78	28P	68.58	70.96
12P	27.94	30.32	29P	71.12	73.50
13P	30.48	32.86	30P	73.66	76.04
14P	33.02	35.40	31P	76.20	78.58
15P	35.56	37.94	32P	78.74	81.12
16P	38.10	40.48	33P	81.28	83.66
17P	40.64	43.02	34P	83.82	86.20
18P	43.18	45.56			

Unit: mm

A2550H-XP-G1

2.54mm Pitch Crimp Flex Housing

Reference Informations:

- *Material:PBT30%GF,UL94V-0
- *Suitable CJT A2550 series Terminal (A2550-T-J)
- *Mates with CJT A2541 series Wafer
- *Color:Black


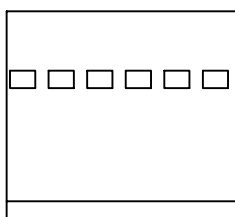
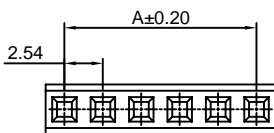
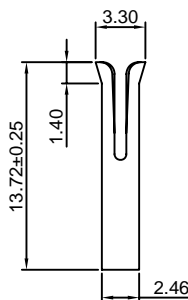
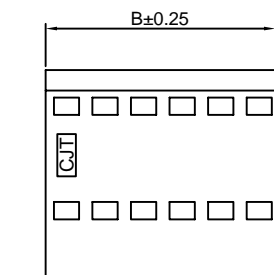
Ordering Information:

A2550H-XP-G1 - ***
 1 2

1.Part No.

2.Material:

(blank):PBT30%GF,UL94V-0
 GWT:PBT,UL94V-0,GWT 750°C



Ordering Information & Dimensions:

PART NO.	Dimensions		PART NO.	Dimensions	
	A	B		A	B
2P	2.54	4.92	19P	45.72	48.10
3P	5.08	7.46	20P	48.26	50.64
4P	7.62	10.00	21P	50.80	53.18
5P	10.16	12.54	22P	53.34	55.72
6P	12.70	15.08	23P	55.88	58.26
7P	15.24	17.62	24P	58.42	60.80
8P	17.78	20.16	25P	60.96	63.34
9P	20.32	22.70	26P	63.50	65.88
10P	22.86	25.24	27P	66.04	68.42
11P	25.40	27.78	28P	68.58	70.96
12P	27.94	30.32	29P	71.12	73.50
13P	30.48	32.86	30P	73.66	76.04
14P	33.02	35.40	31P	76.20	78.58
15P	35.56	37.94	32P	78.74	81.12
16P	38.10	40.48	33P	81.28	83.66
17P	40.64	43.02	34P	83.82	86.20
18P	43.18	45.56			

Unit: mm

A2550H-XP-H

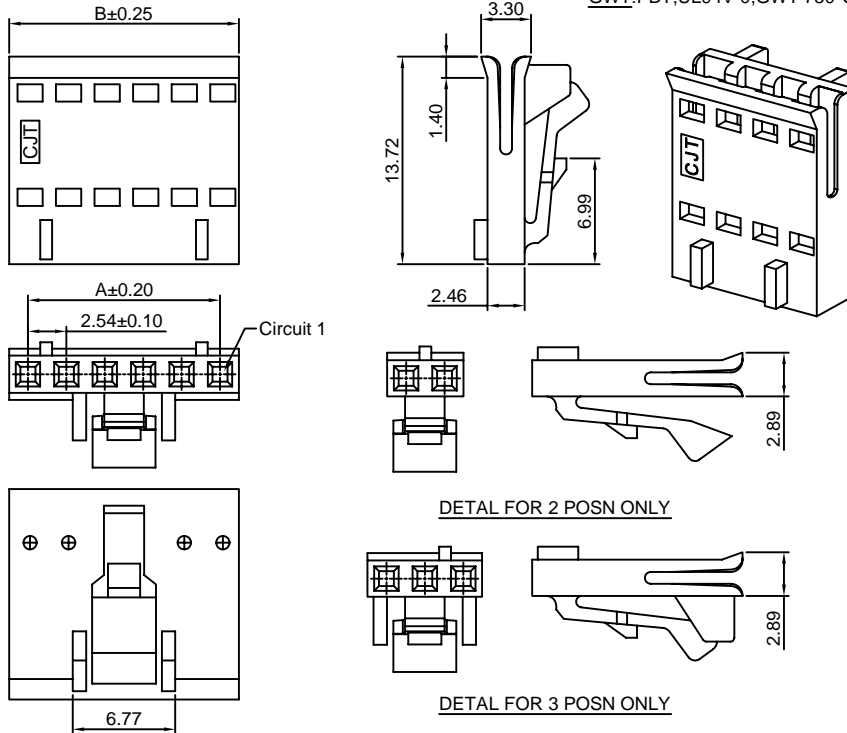
2.54mm Pitch Crimp Flex Housing

Reference Informations:

- *Material:PBT30%GF,UL94V-0
- *Suitable CJT A2550 series Terminal (A2550-T-J)
- *Mates with CJT A2547 series Wafer
- *Color:Black

Ordering Information:

- A2550H-XP-H - ***
 $\frac{1}{2}$
- 1.Part No.
 - 2.Material:
 (blank):PBT30%GF,UL94V-0
 GWT:PBT,UL94V-0,GWT 750°C



Ordering Information & Dimensions:

PART NO.	Dimensions	
	A	B
2P	2.54	4.92
3P	5.08	7.46
4P	7.62	10.00
5P	10.16	12.54
6P	12.70	15.08
7P	15.24	17.62
8P	17.78	20.16
9P	20.32	22.70
10P	22.86	25.24
11P	25.40	27.78
12P	27.94	30.32
13P	30.48	32.86
14P	33.02	35.40
15P	35.56	37.94
16P	38.10	40.48
17P	40.64	43.02
18P	43.18	45.56
19P	45.72	48.10
20P	48.26	50.64
21P	50.80	53.18
22P	53.34	55.72
23P	55.88	58.26
24P	58.42	60.80
25P	60.96	63.34

Unit: mm

A2550H-XP-H1

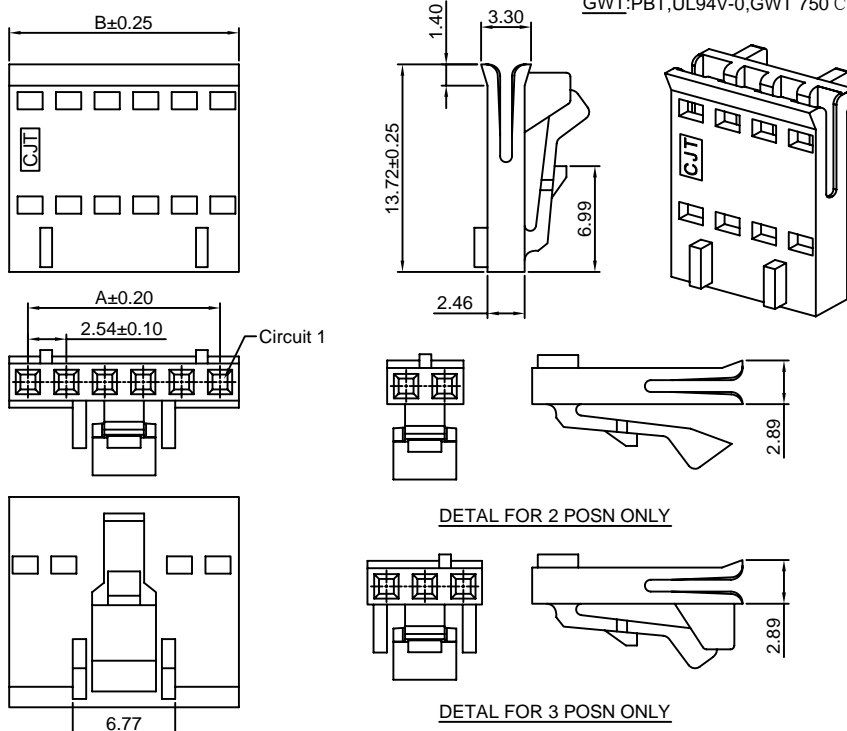
2.54mm Pitch Crimp Flex Housing

Reference Informations:

- *Material:PBT30%GF,UL94V-0
- *Suitable CJT A2550 series Terminal (A2550-T-J)
- *Mates with CJT A2547 series Wafer
- *Color:Black

Ordering Information:

- A2550H-XP-H1 - ***
 $\frac{1}{2}$
- 1.Part No.
 - 2.Material:
 (blank):PBT30%GF,UL94V-0
 GWT:PBT,UL94V-0,GWT 750°C



Ordering Information & Dimensions:

PART NO.	Dimensions	
	A	B
2P	2.54	4.92
3P	5.08	7.46
4P	7.62	10.00
5P	10.16	12.54
6P	12.70	15.08
7P	15.24	17.62
8P	17.78	20.16
9P	20.32	22.70
10P	22.86	25.24
11P	25.40	27.78
12P	27.94	30.32
13P	30.48	32.86
14P	33.02	35.40
15P	35.56	37.94
16P	38.10	40.48
17P	40.64	43.02
18P	43.18	45.56
19P	45.72	48.10
20P	48.26	50.64
21P	50.80	53.18
22P	53.34	55.72
23P	55.88	58.26
24P	58.42	60.80
25P	60.96	63.34

Unit: mm

A2550H-XP-H2

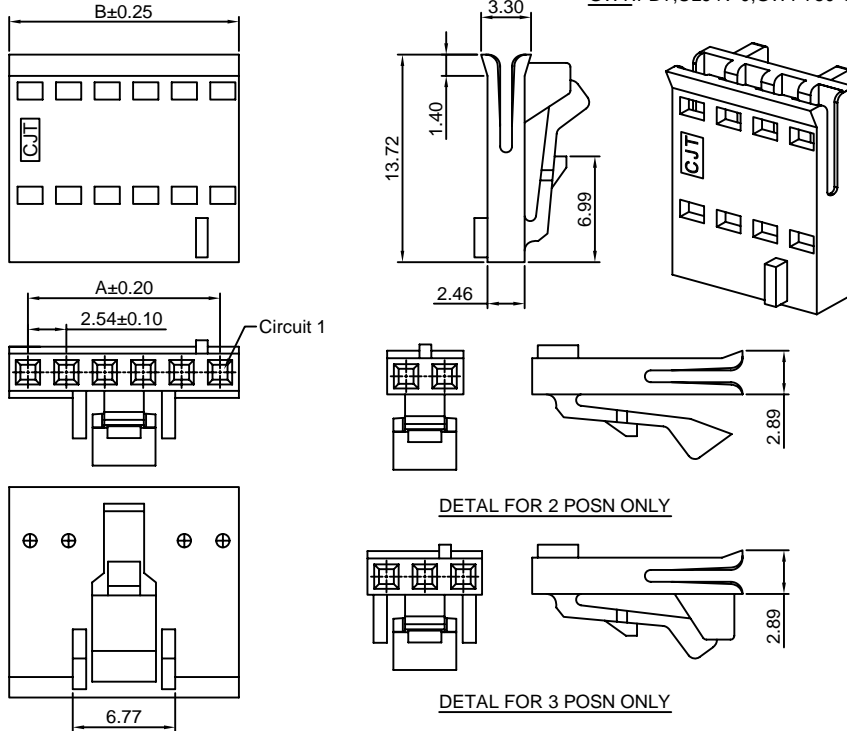
2.54mm Pitch Crimp Flex Housing

Reference Informations:

- *Material:PBT30%GF,UL94V-0
- *Suitable CJT A2550 series Terminal (A2550-T-J)
- *Mates with CJT A2547 series Wafer
- *Color:Black

Ordering Information:

A2550H-XP-H2 - ***
 $\frac{1}{2}$
 1.Part No.
 2.Material:
 (blank):PBT30%GF,UL94V-0
 GWT:PBT,UL94V-0,GWT 750°C



Ordering Information & Dimensions:

PART NO.	Dimensions	
	A	B
2P	2.54	4.92
3P	5.08	7.46
4P	7.62	10.00
5P	10.16	12.54
6P	12.70	15.08
7P	15.24	17.62
8P	17.78	20.16
9P	20.32	22.70
10P	22.86	25.24
11P	25.40	27.78
12P	27.94	30.32
13P	30.48	32.86
14P	33.02	35.40
15P	35.56	37.94
16P	38.10	40.48
17P	40.64	43.02
18P	43.18	45.56
19P	45.72	48.10
20P	48.26	50.64
21P	50.80	53.18
22P	53.34	55.72
23P	55.88	58.26
24P	58.42	60.80
25P	60.96	63.34

Unit: mm

A2550H-XP-I

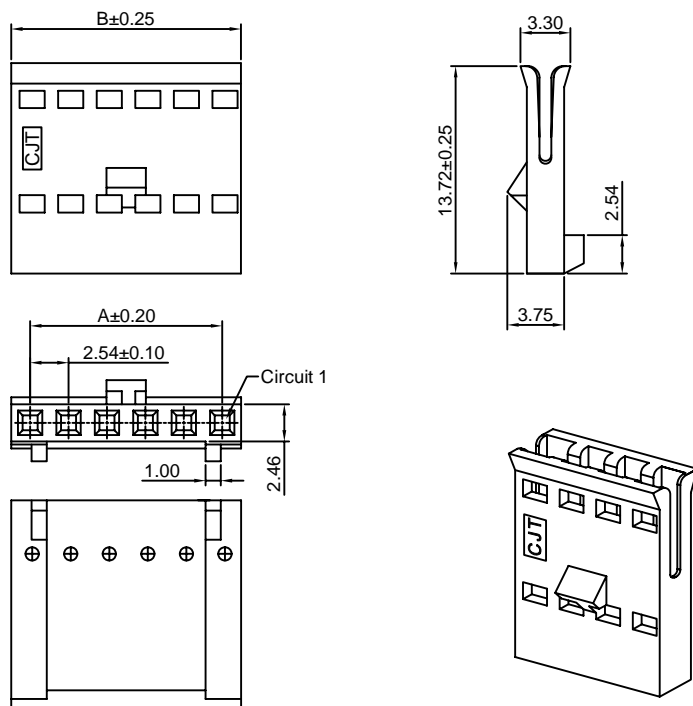
2.54mm Pitch Crimp Flex Housing

Reference Informations:

- *Material:PBT30%GF,UL94V-0
- *Suitable CJT A2550 series Terminal (A2550-T-J)
- *Mates with CJT A2549 series Wafer or A2547WVE,WRE-XP series Wafer
- *Color:Black

Ordering Information:

A2550H-XP-I - ***
 $\frac{1}{2}$
 1.Part No.
 2.Material:
 (blank):PBT30%GF,UL94V-0
 GWT:PBT,UL94V-0,GWT 750°C



Ordering Information & Dimensions:

PART NO.	Dimensions	
	A	B
2P	2.54	4.92
3P	5.08	7.46
4P	7.62	10.00
5P	10.16	12.54
6P	12.70	15.08
7P	15.24	17.62
8P	17.78	20.16
9P	20.32	22.70
10P	22.86	25.24
11P	25.40	27.78
12P	27.94	30.32
13P	30.48	32.86
14P	33.02	35.40
15P	35.56	37.94
16P	38.10	40.48
17P	40.64	43.02
18P	43.18	45.56
19P	45.72	48.10
20P	48.26	50.64
21P	50.80	53.18
22P	53.34	55.72
23P	55.88	58.26
24P	58.42	60.80
25P	60.96	63.34

Unit: mm

A2550H-XP-I1

2.54mm Pitch Crimp Flex Housing

Reference Informations:

- *Material: PBT30%GF, UL94V-0
- *Suitable CJT A2550 series Terminal (A2550-T-J)
- *Mates with CJT A2549 series Wafer or A2547WVE, WRE-XP series Wafer
- *Color: Black

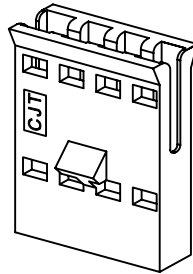
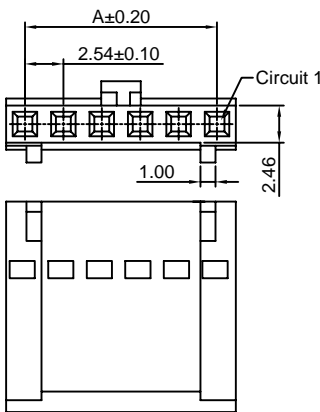
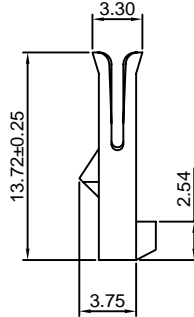
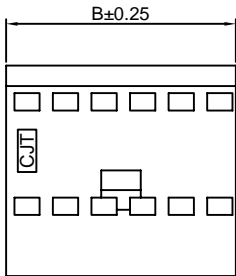
Ordering Information:

- A2550H-XP-I1 - ***
- 1 2
1. Part No.
2. Material:
(blank): PBT30%GF, UL94V-0
GWT: PBT, UL94V-0, GWT 750 °C

Ordering Information & Dimensions:

PART NO.	Dimensions	
	A	B
2P	2.54	4.92
3P	5.08	7.46
4P	7.62	10.00
5P	10.16	12.54
6P	12.70	15.08
7P	15.24	17.62
8P	17.78	20.16
9P	20.32	22.70
10P	22.86	25.24
11P	25.40	27.78
12P	27.94	30.32
13P	30.48	32.86
14P	33.02	35.40
15P	35.56	37.94
16P	38.10	40.48
17P	40.64	43.02
18P	43.18	45.56
19P	45.72	48.10
20P	48.26	50.64
21P	50.80	53.18
22P	53.34	55.72
23P	55.88	58.26
24P	58.42	60.80
25P	60.96	63.34

Unit: mm



A2550H-XP-J

2.54mm Pitch Crimp Flex Housing

Reference Informations:

- *Material: PBT30%GF, UL94V-0
- *Suitable CJT A2550 series Terminal (A2550-T(-H), A2550-T(-H)-CR, A2550-T-A, A2550-T-C, A2550M-T)
- *Mates with CJT A2541 series Wafer
- *Color: Black

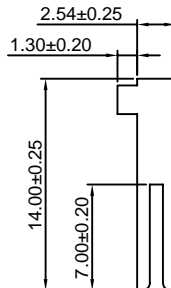
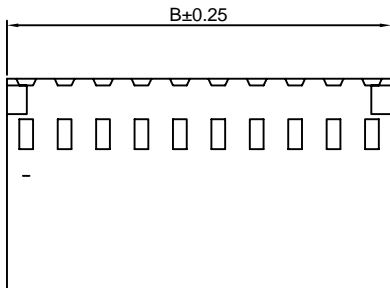
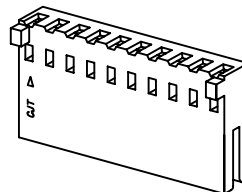
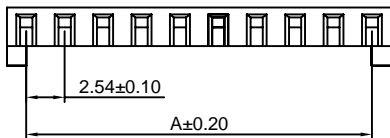
Ordering Information:

- A2550H-XP-J - ***
- 1 2
1. Part No.
2. Material:
(blank): PBT30%GF, UL94V-0
GWT: PBT, UL94V-0, GWT 750 °C

Ordering Information & Dimensions:

PART NO.	Dimensions	
	A	B
2P	2.54	5.08
3P	5.08	7.62
4P	7.62	10.16
5P	10.16	12.70
6P	12.70	15.24
7P	15.24	17.78
8P	17.78	20.32
9P	20.32	22.86
10P	22.86	25.40
11P	25.40	27.94
12P	27.94	30.48
13P	30.48	33.02
14P	33.02	35.56
15P	35.56	38.10
16P	38.10	40.64
17P	40.64	43.18
18P	43.18	45.72
19P	45.72	48.26
20P	48.26	50.80
21P	50.80	53.34
22P	53.34	55.88
23P	55.88	58.42
24P	58.42	60.96
25P	60.96	63.50

Unit: mm



A2550HD-XP

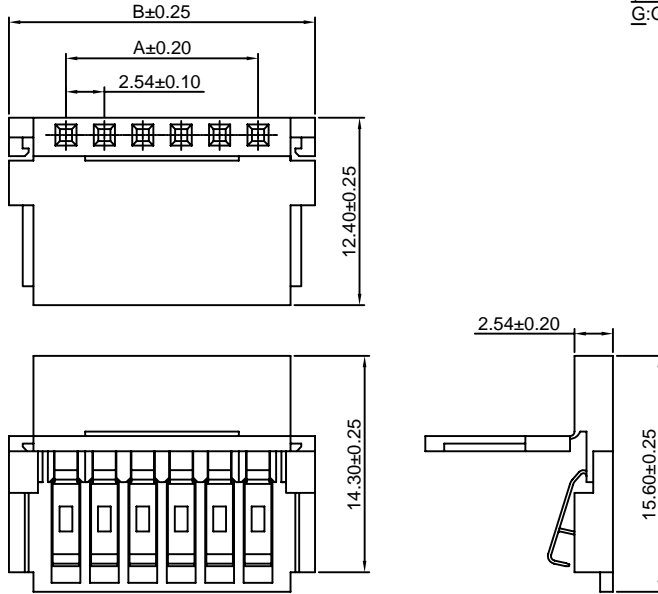
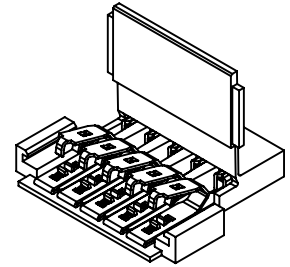
2.54mm Pitch Crimp Flex Housing

Reference Informations:

- *Material:Nylon 66,UL94V-0
- *Terminal Material:Phosphor Bronze/Tin over Nickel
- *Mates with CJT A2541 series Wafer
- *Used in FFC Wire
- *Color:Blue

Ordering Information:

- A2550HD-XP - *** - *
 1 2 3
- 1.Part No.
 - 2.Material:
 (blank):Nylon 66,UL94V-0
 GWT:Nylon 66,UL94V-0,GWT 750°C
 - 3.Finish:
 (blank):Tin over Nickel
 G:Gold over Nickel



Ordering Information & Dimensions:

PART NO.	Dimensions		PART NO.	Dimensions	
	A	B		A	B
2P	2.54	10.08	20P	48.26	55.80
3P	5.08	12.62	21P	50.80	58.34
4P	7.62	15.16	22P	53.34	60.88
5P	10.16	17.70	23P	55.88	63.42
6P	12.70	20.24	24P	58.42	65.96
7P	15.24	22.78	25P	60.96	68.50
8P	17.78	25.32	26P	63.50	71.04
9P	20.32	27.86	27P	66.04	73.58
10P	22.86	30.40	28P	68.58	76.12
11P	25.40	32.94	29P	71.12	78.66
12P	27.94	35.48	30P	73.66	81.20
13P	30.48	38.02	31P	76.20	83.74
14P	33.02	40.56	32P	78.74	86.28
15P	35.56	43.10	33P	81.28	88.82
16P	38.10	45.64	34P	83.82	91.36
17P	40.64	48.18	35P	86.36	93.90
18P	43.18	50.72	36P	88.90	96.44
19P	45.72	53.26			

Unit: mm

A2550HDM-XP

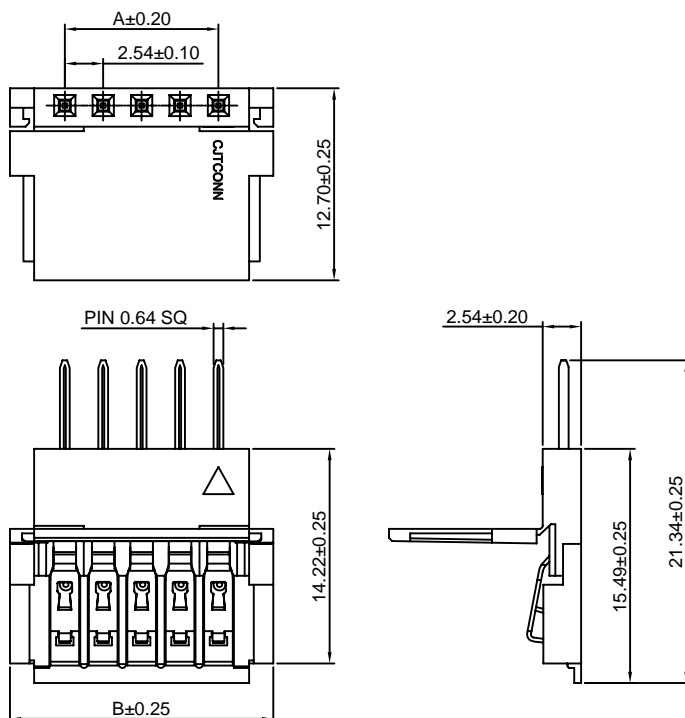
2.54mm Pitch Crimp Flex Housing

Reference Informations:

- *Material:Nylon 66,UL94V-0
- *Terminal Material:Phosphor Bronze/Tin over Nickel
- *Used in FFC Wire
- *Color:Blue

Ordering Information:

- A2550HDM-XP - *** - *
 1 2 3
- 1.Part No.
 - 2.Material:
 (blank):Nylon 66,UL94V-0
 GWT:Nylon 66,UL94V-0,GWT 750°C
 - 3.Finish:
 (blank):Tin over Nickel
 G:Gold over Nickel



Ordering Information & Dimensions:

PART NO.	Dimensions		PART NO.	Dimensions	
	A	B		A	B
2P	2.54	9.91	20P	48.26	55.63
3P	5.08	12.45	21P	50.80	58.17
4P	7.62	14.99	22P	53.34	60.71
5P	10.16	17.53	23P	55.88	63.25
6P	12.70	20.07	24P	58.42	65.79
7P	15.24	22.61	25P	60.96	68.33
8P	17.78	25.15	26P	63.50	70.87
9P	20.32	27.69	27P	66.04	73.41
10P	22.86	30.23	28P	68.58	75.95
11P	25.40	32.77	29P	71.12	78.49
12P	27.94	35.31	30P	73.66	81.03
13P	30.48	37.85	31P	76.20	83.57
14P	33.02	40.39	32P	78.74	86.11
15P	35.56	42.93	33P	81.28	88.65
16P	38.10	45.47	34P	83.82	91.19
17P	40.64	48.01	35P	86.36	93.73
18P	43.18	50.55	36P	88.90	96.27
19P	45.72	53.09			

Unit: mm

A2550HE-XP

2.54mm Pitch Crimp Flex Housing

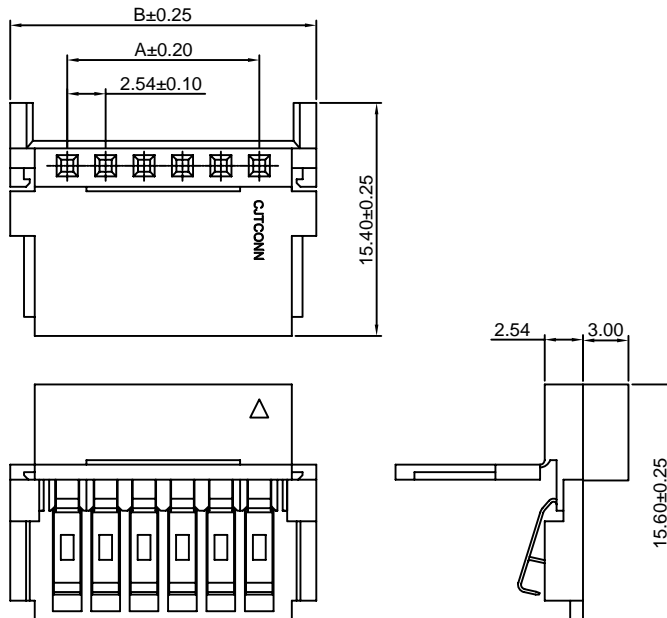
Reference Informations:

- *Material: Nylon 66, UL94V-0
- *Terminal Material: Phosphor Bronze/Tin over Nickel
- *Mates with CJT A2541WV, WR-XP, A2549WVB, WRB-XP series Wafer
- *Used in FFC Wire
- *Color: Blue

Ordering Information:

A2550HE-XP - *** - *
1 2 3

1. Part No.
2. Material:
(blank): Nylon 66, UL94V-0
GWT: Nylon 66, UL94V-0, GWT 750°C
3. Finish:
(blank): Tin over Nickel
G: Gold over Nickel



Ordering Information & Dimensions:

PART NO.	Dimensions		PART NO.	Dimensions	
	A	B		A	B
2P	2.54	10.08	19P	45.72	53.26
3P	5.08	12.62	20P	48.26	55.80
4P	7.62	15.16	21P	50.80	58.34
5P	10.16	17.70	22P	53.34	60.88
6P	12.70	20.24	23P	55.88	63.42
7P	15.24	22.78	24P	58.42	65.96
8P	17.78	25.32	25P	60.96	68.50
9P	20.32	27.86	26P	63.50	71.04
10P	22.86	30.40	27P	66.04	73.58
11P	25.40	32.94	28P	68.58	76.12
12P	27.94	35.48	29P	71.12	78.66
13P	30.48	38.02	30P	73.66	81.20
14P	33.02	40.56	31P	76.20	83.74
15P	35.56	43.10	32P	78.74	86.28
16P	38.10	45.64	33P	81.28	88.82
17P	40.64	48.18	34P	83.82	91.36
18P	43.18	50.72			

Unit: mm

A2550HF-XP

2.54mm Pitch Crimp Flex Housing

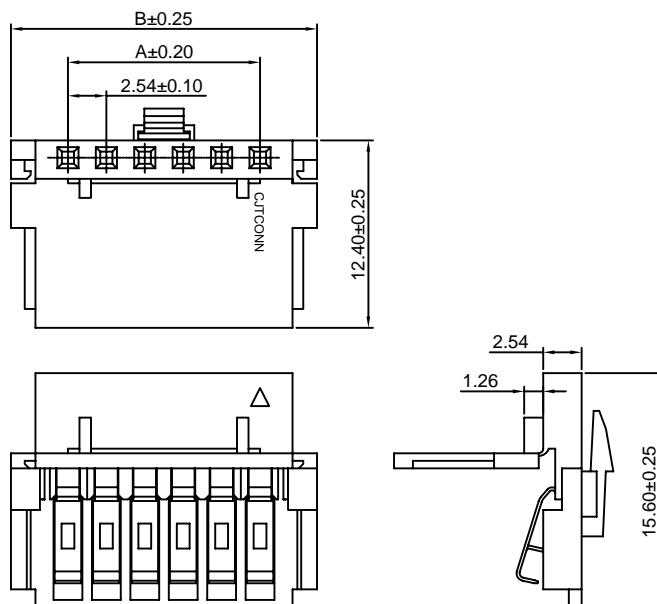
Reference Informations:

- *Material: Nylon 66, UL94V-0
- *Terminal Material: Phosphor Bronze/Tin over Nickel
- *Mates with CJT A2547HM-XP, A2550HM-XP series Housing or A2547WVA, WRA-XP series Wafer
- *Used in FFC Wire
- *Color: Blue

Ordering Information:

A2550HF-XP - *** - *
1 2 3

1. Part No.
2. Material:
(blank): Nylon 66, UL94V-0
GWT: Nylon 66, UL94V-0, GWT 750°C
3. Finish:
(blank): Tin over Nickel
G: Gold over Nickel



Ordering Information & Dimensions:

PART NO.	Dimensions		PART NO.	Dimensions	
	A	B		A	B
6P	12.70	20.24	21P	50.80	58.34
7P	15.24	22.78	22P	53.34	60.88
8P	17.78	25.32	23P	55.88	63.42
9P	20.32	27.86	24P	58.42	65.96
10P	22.86	30.40	25P	60.96	68.50
11P	25.40	32.94	26P	63.50	71.04
12P	27.94	35.48	27P	66.04	73.58
13P	30.48	38.02	28P	68.58	76.12
14P	33.02	40.56	29P	71.12	78.66
15P	35.56	43.10	30P	73.66	81.20
16P	38.10	45.64	31P	76.20	83.74
17P	40.64	48.18	32P	78.74	86.28
18P	43.18	50.72	33P	81.28	88.82
19P	45.72	53.26	34P	83.82	91.36
20P	48.26	55.80			

Unit: mm

A2550HG-XP

2.54mm Pitch Crimp Flex Housing

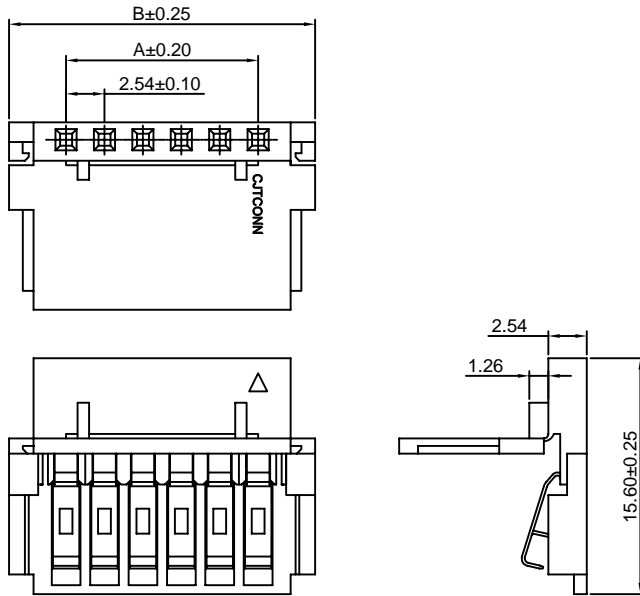
Reference Informations:

- *Material: Nylon 66, UL94V-0
- *Terminal Material: Phosphor Bronze/Tin over Nickel
- *Mates with CJT A2547HM-XP, A2550HM, HMA-XP series Housing or A2547WVA, WRA-XP series Wafer
- *Used in FFC Wire
- *Color: Blue

Ordering Information:

A2550HG-XP - *** - *
 1 2 3

1. Part No.
2. Material:
 (blank): Nylon 66, UL94V-0
 GWT: Nylon 66, UL94V-0, GWT 750 °C
3. Finish:
 (blank): Tin over Nickel
 G: Gold over Nickel



Ordering Information & Dimensions:

PART NO.	Dimensions		PART NO.	Dimensions	
	A	B		A	B
6P	12.70	20.24	21P	50.80	58.34
7P	15.24	22.78	22P	53.34	60.88
8P	17.78	25.32	23P	55.88	63.42
9P	20.32	27.86	24P	58.42	65.96
10P	22.86	30.40	25P	60.96	68.50
11P	25.40	32.94	26P	63.50	71.04
12P	27.94	35.48	27P	66.04	73.58
13P	30.48	38.02	28P	68.58	76.12
14P	33.02	40.56	29P	71.12	78.66
15P	35.56	43.10	30P	73.66	81.20
16P	38.10	45.64	31P	76.20	83.74
17P	40.64	48.18	32P	78.74	86.28
18P	43.18	50.72	33P	81.28	88.82
19P	45.72	53.26	34P	83.82	91.36
20P	48.26	55.80			

Unit: mm

A2550HK-XP

2.54mm Pitch Crimp Flex Housing

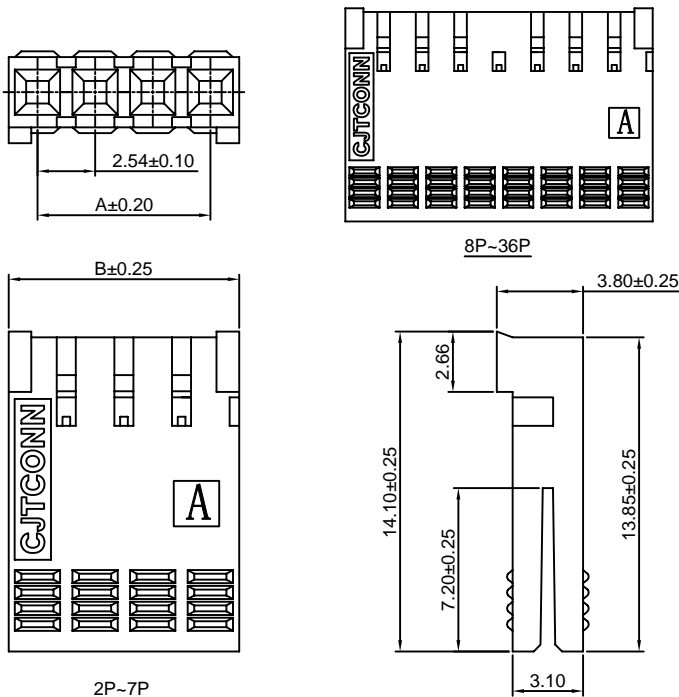
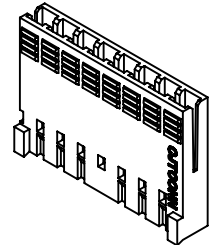
Reference Informations:

- *Material: PBT30%GF, UL94V-0
- *Suitable CJT A2550 series Terminal (A2550-T-K)
- *Color: Blue

Ordering Information:

A2550HK-XP - ***
 1 2

1. Part No.
2. Material:
 (blank): PBT30%GF, UL94V-0
 GWT: PBT, UL94V-0, GWT 750 °C



Ordering Information & Dimensions:

PART NO.	Dimensions		PART NO.	Dimensions	
	A	B		A	B
2P	2.54	5.08	20P	48.26	50.80
3P	5.08	7.62	21P	50.80	53.34
4P	7.62	10.16	22P	53.34	55.88
5P	10.16	12.70	23P	55.88	58.42
6P	12.70	15.24	24P	58.42	60.96
7P	15.24	17.78	25P	60.96	63.50
8P	17.78	20.32	26P	63.50	66.04
9P	20.32	22.86	27P	66.04	68.58
10P	22.86	25.40	28P	68.58	71.12
11P	25.40	27.94	29P	71.12	73.66
12P	27.94	30.48	30P	73.66	76.20
13P	30.48	33.02	31P	76.20	78.74
14P	33.02	35.56	32P	78.74	81.28
15P	35.56	38.10	33P	81.28	83.82
16P	38.10	40.64	34P	83.82	86.36
17P	40.64	43.18	35P	86.36	88.90
18P	43.18	45.72	36P	88.90	91.44
19P	45.72	48.26			

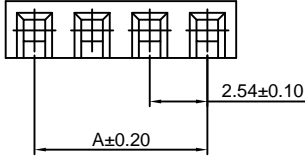
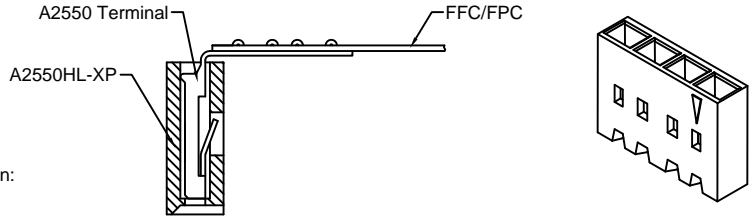
Unit: mm

A2550HL-XP

2.54mm Pitch Crimp Flex Housing

Reference Informations:

- *Material:PBT30%GF,UL94V-0
- *Suitable CJT A2550 series Terminal (A2550-T(-H), A2550-T(-H)-CR, A2550-T-A, A2550-T-C, A2550M-T)
- *Mates with CJT A2541 series Wafer
- *Color:Black

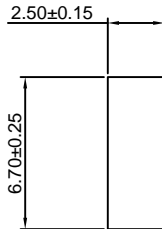
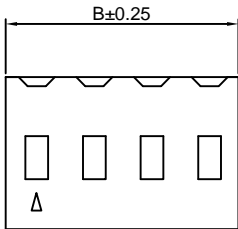


Ordering Information:
A2550HL-XP - ***
 1 2
 1.Part No.
 2.Material:
 (blank):PBT30%GF,UL94V-0
 GWT:PBT,UL94V-0,GWT 750°C

Ordering Information & Dimensions:

PART NO.	Dimensions		PART NO.	Dimensions	
	A	B		A	B
2P	2.54	5.08	20P	48.26	50.80
3P	5.08	7.62	21P	50.80	53.34
4P	7.62	10.16	22P	53.34	55.88
5P	10.16	12.70	23P	55.88	58.42
6P	12.70	15.24	24P	58.42	60.96
7P	15.24	17.78	25P	60.96	63.50
8P	17.78	20.32	26P	63.50	66.04
9P	20.32	22.86	27P	66.04	68.58
10P	22.86	25.40	28P	68.58	71.12
11P	25.40	27.94	29P	71.12	73.66
12P	27.94	30.48	30P	73.66	76.20
13P	30.48	33.02	31P	76.20	78.74
14P	33.02	35.56	32P	78.74	81.28
15P	35.56	38.10	33P	81.28	83.82
16P	38.10	40.64	34P	83.82	86.36
17P	40.64	43.18	35P	86.36	88.90
18P	43.18	45.72	36P	88.90	91.44
19P	45.72	48.26			

Unit: mm



A2550H-XP-M

2.54mm Pitch Housing With Lock

Reference Informations:

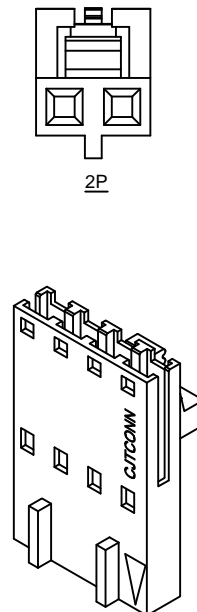
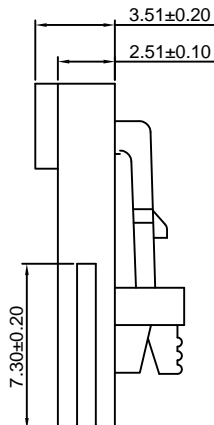
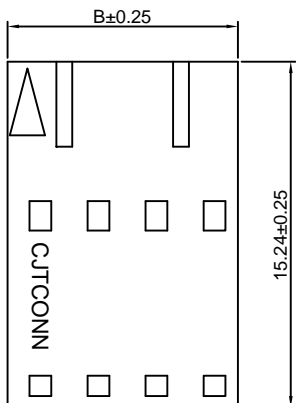
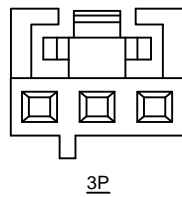
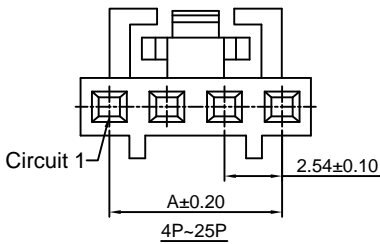
- *Material:PBT30%GF, UL94V-0
- *Suitable CJT A2550-T-E series Terminal
- *Mates with CJT A2547HM-XP A2550HM-XP series Housing or A2547 series single row Wafer
- *Color:Black

Ordering Information:
A2550H-XP-M - ***
 1 2
 1.Part No.
 2.Material:
 (blank):PBT30%GF,UL94V-0
 GWT:PBT,UL94V-0,GWT 750°C

Ordering Information & Dimensions:

PART NO.	Dimensions	
	A	B
2P	2.54	5.08
3P	5.08	7.62
4P	7.62	10.16
5P	10.16	12.70
6P	12.70	15.24
7P	15.24	17.78
8P	17.78	20.32
9P	20.32	22.86
10P	22.86	25.40
11P	25.40	27.94
12P	27.94	30.48
13P	30.48	33.02
14P	33.02	35.56
15P	35.56	38.10
16P	38.10	40.64
17P	40.64	43.18
18P	43.18	45.72
19P	45.72	48.26
20P	48.26	50.80
21P	50.80	53.34
22P	53.34	55.88
23P	55.88	58.42
24P	58.42	60.96
25P	60.96	63.50

Unit: mm

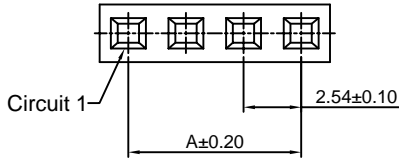


A2550H-XP-M1

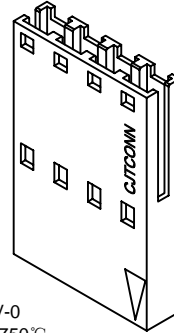
2.54mm Pitch Housing

Reference Informations:

- *Material: PBT30%GF, UL94V-0
- *Suitable CJT A2550-T-E, A2550M-T-D series Terminal
- *Mates with CJT A2547WV, WR-XP, A2547WVA, WRA-XP series single row Wafer
- *Color: Black

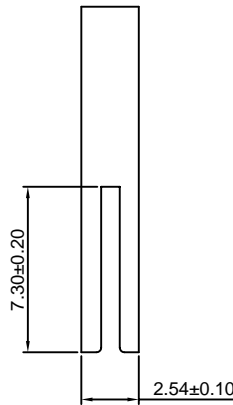
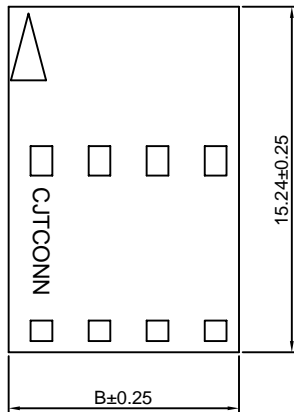


Ordering Information:
A2550H-XP-M1 - ***
 1 2
 1. Part No.
 2. Material:
 (blank): PBT30%GF, UL94V-0
 GWT: PBT, UL94V-0, GWT 750°C



Ordering Information & Dimensions:

PART NO.	Dimensions	
	A	B
2P	2.54	5.08
3P	5.08	7.62
4P	7.62	10.16
5P	10.16	12.70
6P	12.70	15.24
7P	15.24	17.78
8P	17.78	20.32
9P	20.32	22.86
10P	22.86	25.40
11P	25.40	27.94
12P	27.94	30.48
13P	30.48	33.02
14P	33.02	35.56
15P	35.56	38.10
16P	38.10	40.64
17P	40.64	43.18
18P	43.18	45.72
19P	45.72	48.26
20P	48.26	50.80
21P	50.80	53.34
22P	53.34	55.88
23P	55.88	58.42
24P	58.42	60.96
25P	60.96	63.50



Unit: mm

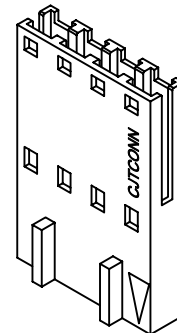
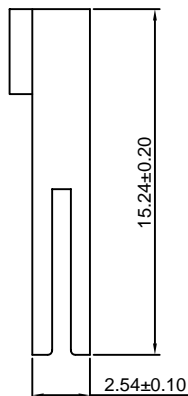
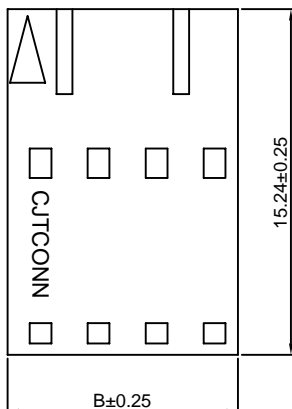
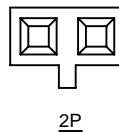
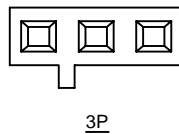
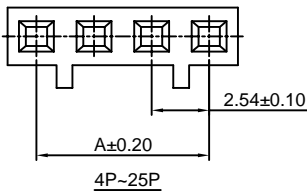
A2550H-XP-M2

2.54mm Pitch Housing

Reference Informations:

- *Material: PBT30%GF, UL94V-0
- *Suitable CJT A2550-T-E series Terminal
- *Mates with CJT A2547WV, WR-XP, A2547WVA, WRA-XP series single row Wafer
- *Color: Black

Ordering Information:
A2550H-XP-M2 - ***
 1 2
 1. Part No.
 2. Material:
 (blank): PBT30%GF, UL94V-0
 GWT: PBT, UL94V-0, GWT 750°C



Ordering Information & Dimensions:

PART NO.	Dimensions	
	A	B
2P	2.54	5.08
3P	5.08	7.62
4P	7.62	10.16
5P	10.16	12.70
6P	12.70	15.24
7P	15.24	17.78
8P	17.78	20.32
9P	20.32	22.86
10P	22.86	25.40
11P	25.40	27.94
12P	27.94	30.48
13P	30.48	33.02
14P	33.02	35.56
15P	35.56	38.10
16P	38.10	40.64
17P	40.64	43.18
18P	43.18	45.72
19P	45.72	48.26
20P	48.26	50.80
21P	50.80	53.34
22P	53.34	55.88
23P	55.88	58.42
24P	58.42	60.96
25P	60.96	63.50

Unit: mm

A2550H-XP-M3

2.54mm Pitch Housing

Reference Informations:

- *Material:PBT30%GF , UL94V-0
- *Suitable CJT A2550-T-E,A2550M-T-D series Terminal
- *Color:Black

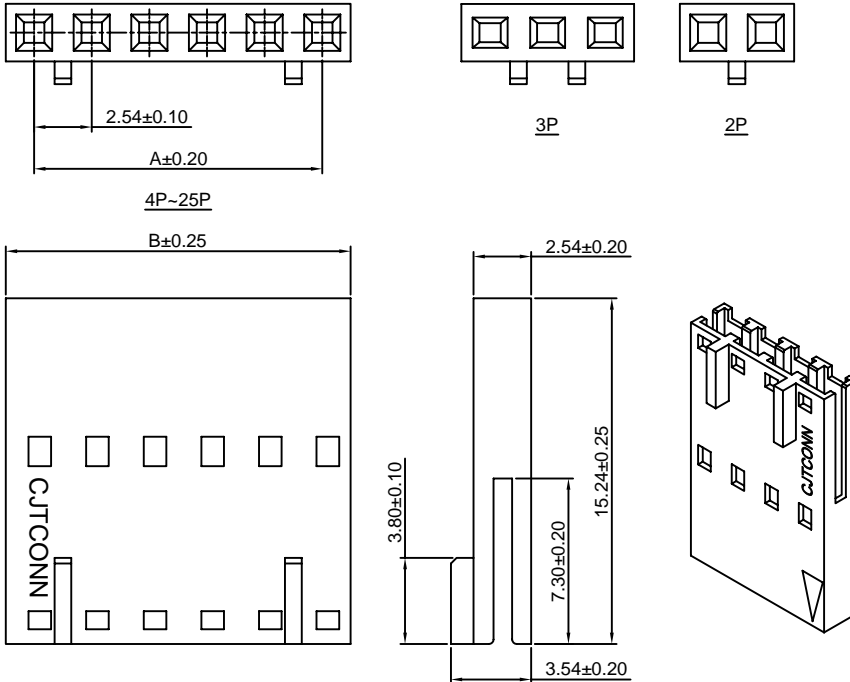
Ordering Information:

- A2550H-XP-M3 - ***
 $\frac{1}{2}$
- 1.Part No.
 2.Material:
 (blank):PBT30%GF,UL94V-0
GWT:PBT,UL94V-0,GWT 750°C

Ordering Information & Dimensions:

PART NO.	Dimensions	
	A	B
2P	2.54	5.08
3P	5.08	7.62
4P	7.62	10.16
5P	10.16	12.70
6P	12.70	15.24
7P	15.24	17.78
8P	17.78	20.32
9P	20.32	22.86
10P	22.86	25.40
11P	25.40	27.94
12P	27.94	30.48
13P	30.48	33.02
14P	33.02	35.56
15P	35.56	38.10
16P	38.10	40.64
17P	40.64	43.18
18P	43.18	45.72
19P	45.72	48.26
20P	48.26	50.80
21P	50.80	53.34
22P	53.34	55.88
23P	55.88	58.42
24P	58.42	60.96
25P	60.96	63.50

Unit: mm



A2550H-XP-MH

2.54mm Pitch Housing With Lock

Reference Informations:

- *Material:PBT30%GF , UL94V-0
- *Suitable CJT A2550-T-E series Terminal
- *Mates with CJT A2547HM-XP A2550HM-XP series Housing or A2547 series single row Wafer
- *Color:Black

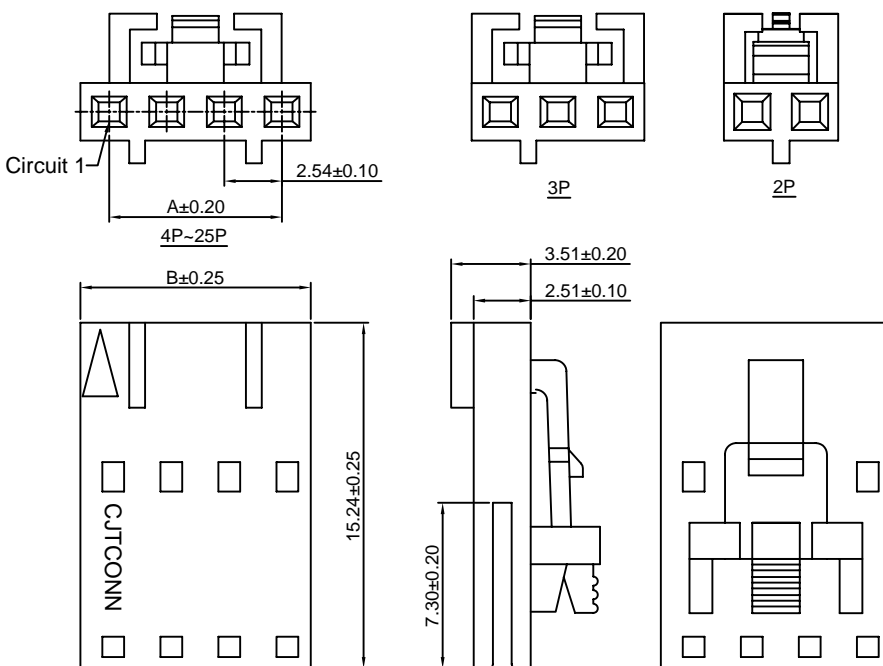
Ordering Information:

- A2550H-XP-MH - ***
 $\frac{1}{2}$
- 1.Part No.
 2.Material:
 (blank):PBT30%GF,UL94V-0
GWT:PBT,UL94V-0,GWT 750°C

Ordering Information & Dimensions:

PART NO.	Dimensions	
	A	B
2P	2.54	5.08
3P	5.08	7.62
4P	7.62	10.16
5P	10.16	12.70
6P	12.70	15.24
7P	15.24	17.78
8P	17.78	20.32
9P	20.32	22.86
10P	22.86	25.40
11P	25.40	27.94
12P	27.94	30.48
13P	30.48	33.02
14P	33.02	35.56
15P	35.56	38.10
16P	38.10	40.64
17P	40.64	43.18
18P	43.18	45.72
19P	45.72	48.26
20P	48.26	50.80
21P	50.80	53.34
22P	53.34	55.88
23P	55.88	58.42
24P	58.42	60.96
25P	60.96	63.50

Unit: mm

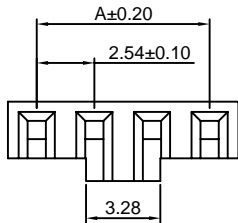


A2550HH-N-XP

2.54mm Pitch Crimp Flex Housing


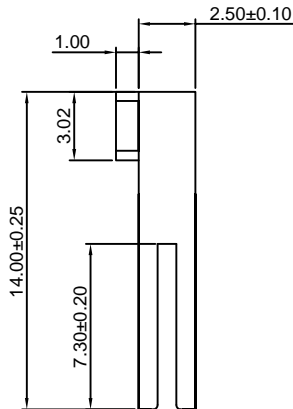
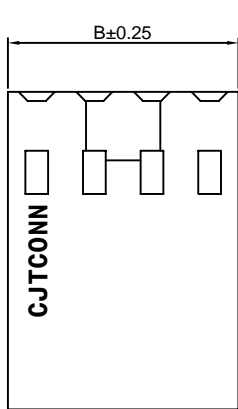
Reference Informations:

- *Material:PBT30%GF,UL94V-0
- *Suitable CJT A2550 series Terminal (A2550-T(-H), A2550-T(-H)-CR, A2550-T-A, A2550-T-C, A2550M-T)
- *Mates with CJT A2541 series Wafer
- *Color:Black



Ordering Information:
A2550HH-N-XP - ***
1 2

- 1.Part No.
- 2.Material:
(blank):PBT30%GF,UL94V-0
GWT:PBT,UL94V-0,GWT 750°C



Ordering Information & Dimensions:

PART NO.	Dimensions	
	A	B
2P	2.54	5.08
3P	5.08	7.62
4P	7.62	10.16
5P	10.16	12.70
6P	12.70	15.24
7P	15.24	17.78
8P	17.78	20.32
9P	20.32	22.86
10P	22.86	25.40
11P	25.40	27.94
12P	27.94	30.48
13P	30.48	33.02
14P	33.02	35.56
15P	35.56	38.10
16P	38.10	40.64
17P	40.64	43.18
18P	43.18	45.72
19P	45.72	48.26
20P	48.26	50.80
21P	50.80	53.34
22P	53.34	55.88
23P	55.88	58.42
24P	58.42	60.96
25P	60.96	63.50

Unit: mm

A2550HM-XP

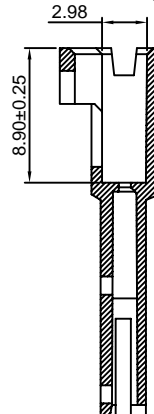
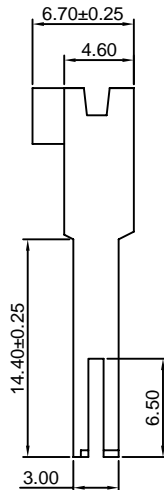
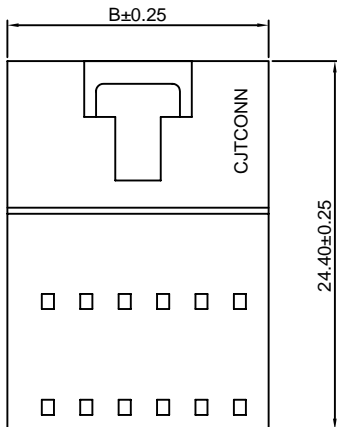
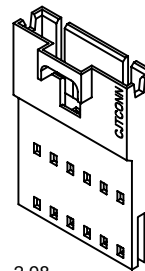
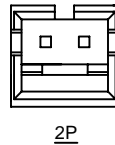
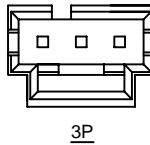
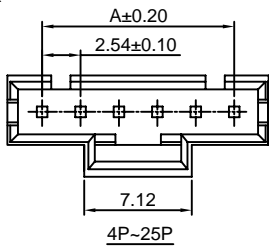
2.54mm Pitch Crimp Flex Housing

Reference Informations:

- *Material:PBT30%GF,UL94V-0
- *Suitable CJT A2550M-T-D series Terminal
- *Mates with CJT A2550 series Housing (A2550H-XP-A, A2550H-XP-A1,A2550H-XP-A2,A2550H-XP-H,A2547H,HA-XP)
- *Color:Black

Ordering Information:
A2550HM-XP - ***
1 2

- 1.Part No.
- 2.Material:
(blank):PBT30%GF,UL94V-0
GWT:PBT,UL94V-0,GWT 750°C



Ordering Information & Dimensions:

PART NO.	Dimensions	
	A	B
2P	2.54	7.12
3P	5.08	9.66
4P	7.62	12.20
5P	10.16	14.74
6P	12.70	17.28
7P	15.24	19.82
8P	17.78	22.36
9P	20.32	24.90
10P	22.86	27.44
11P	25.40	29.98
12P	27.94	32.52
13P	30.48	35.06
14P	33.02	37.60
15P	35.56	40.14
16P	38.10	42.68
17P	40.64	45.22
18P	43.18	47.76
19P	45.72	50.30
20P	48.26	52.84
21P	50.80	55.38
22P	53.34	57.92
23P	55.88	60.46
24P	58.42	63.00
25P	60.96	65.54

Unit: mm

A2550HMA-XP

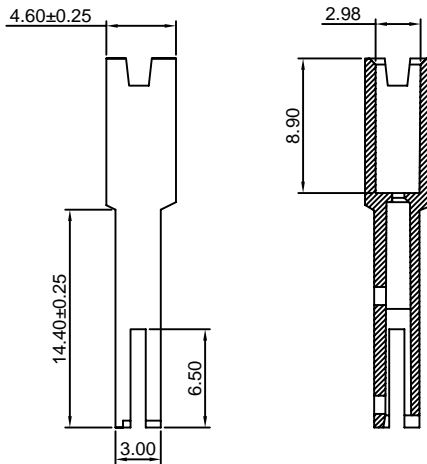
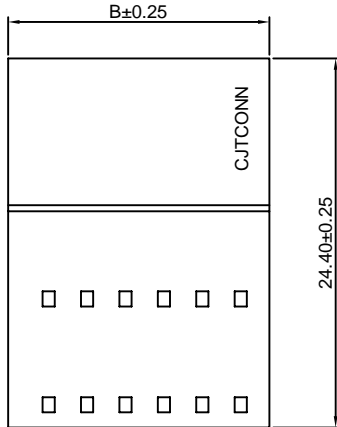
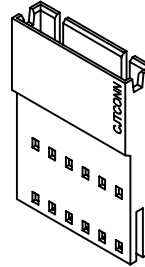
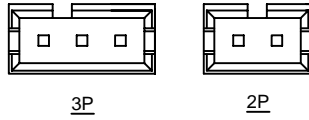
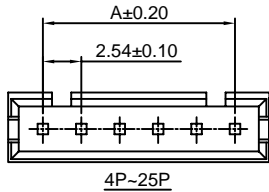
2.54mm Pitch Crimp Flex Housing

Reference Informations:

- *Material: PBT30%GF, UL94V-0
- *Suitable CJT A2550M-T-D series Terminal
- *Mates with CJT A2550H-XP-B, A2547H-XP-3 series Housing
- *Color: Black

Ordering Information:

- A2550HMA-XP - ***
1. Part No.
2. Material:
(blank): PBT30%GF, UL94V-0
GWT: PBT, UL94V-0, GWT 750°C



Ordering Information & Dimensions:

PART NO.	Dimensions	
	A	B
2P	2.54	7.12
3P	5.08	9.66
4P	7.62	12.20
5P	10.16	14.74
6P	12.70	17.28
7P	15.24	19.82
8P	17.78	22.36
9P	20.32	24.90
10P	22.86	27.44
11P	25.40	29.98
12P	27.94	32.52
13P	30.48	35.06
14P	33.02	37.60
15P	35.56	40.14
16P	38.10	42.68
17P	40.64	45.22
18P	43.18	47.76
19P	45.72	50.30
20P	48.26	52.84
21P	50.80	55.38
22P	53.34	57.92
23P	55.88	60.46
24P	58.42	63.00
25P	60.96	65.54

Unit: mm

A2550H-2xXP

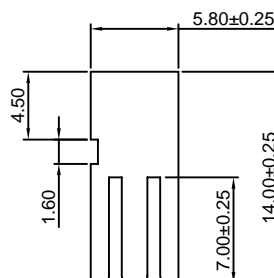
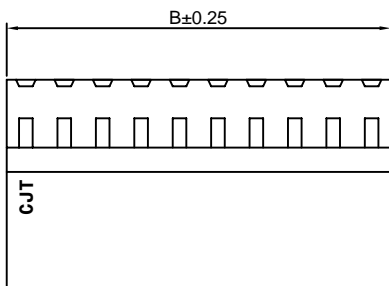
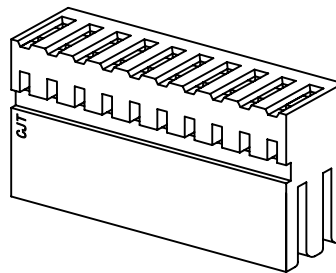
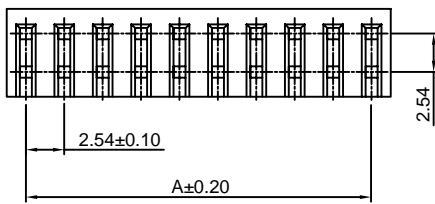
2.54mm Pitch Crimp Flex Housing

Reference Informations:

- *Material: PBT30%GF, UL94V-0
- *Suitable CJT A2550 series Terminal (A2550-T(-H), A2550-T(-H)-CR, A2550-T-A, A2550-T-C, A2550M-T)
- *Mates with CJT A2541 series Wafer
- *Color: Black

Ordering Information:

- A2550H-2xXP - ***
1. Part No.
2. Material:
(blank): PBT30%GF, UL94V-0
GWT: PBT, UL94V-0, GWT 750°C



Ordering Information & Dimensions:

PART NO.	Dimensions	
	A	B
2x2P	2.54	5.08
2x3P	5.08	7.62
2x4P	7.62	10.16
2x5P	10.16	12.70
2x6P	12.70	15.24
2x7P	15.24	17.78
2x8P	17.78	20.32
2x9P	20.32	22.86
2x10P	22.86	25.40
2x11P	25.40	27.94
2x12P	27.94	30.48
2x13P	30.48	33.02
2x14P	33.02	35.56
2x15P	35.56	38.10
2x16P	38.10	40.64
2x17P	40.64	43.18
2x18P	43.18	45.72
2x19P	45.72	48.26
2x20P	48.26	50.80
2x21P	50.80	53.34
2x22P	53.34	55.88
2x23P	55.88	58.42
2x24P	58.42	60.96
2x25P	60.96	63.50

Unit: mm

A2550HA-2xXP

2.54mm Pitch Crimp Flex Housing

Reference Informations:

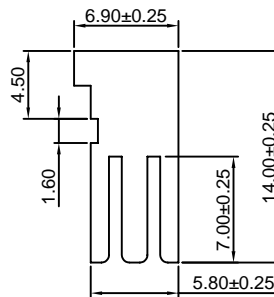
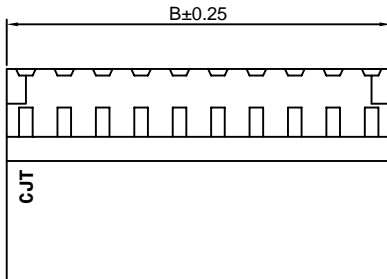
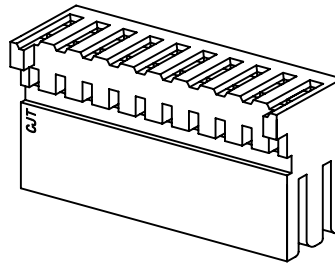
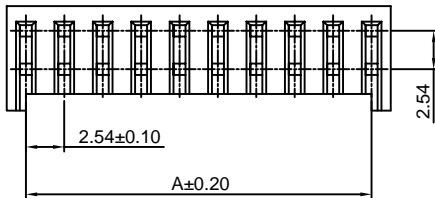
- *Material: PBT30%GF, UL94V-0
- *Suitable CJT A2550 series Terminal (A2550-T(-H), A2550-T(-H)-CR, A2550-T-A, A2550-T-C)
- *Mates with CJT A2549WVB, WRB-2xXP series Dual Row Wafer
- *Color: Black

Ordering Information:

- A2550HA-2xXP - ***
 1 2
 1. Part No.
 2. Material:
 (blank): PBT30%GF, UL94V-0
 GWT: PBT, UL94V-0, GWT 750 °C

Ordering Information & Dimensions:

PART NO.	Dimensions	
	A	B
2x2P	2.54	5.08
2x3P	5.08	7.62
2x4P	7.62	10.16
2x5P	10.16	12.70
2x6P	12.70	15.24
2x7P	15.24	17.78
2x8P	17.78	20.32
2x9P	20.32	22.86
2x10P	22.86	25.40
2x11P	25.40	27.94
2x12P	27.94	30.48
2x13P	30.48	33.02
2x14P	33.02	35.56
2x15P	35.56	38.10
2x16P	38.10	40.64
2x17P	40.64	43.18
2x18P	43.18	45.72
2x19P	45.72	48.26
2x20P	48.26	50.80
2x21P	50.80	53.34
2x22P	53.34	55.88
2x23P	55.88	58.42
2x24P	58.42	60.96
2x25P	60.96	63.50



Unit: mm

A2550H-N-2xXP

2.54mm Pitch Crimp Flex Housing

Reference Informations:

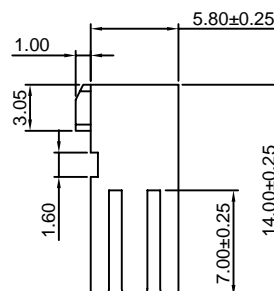
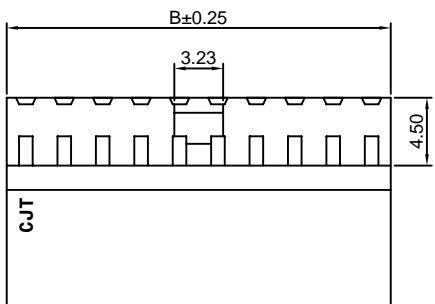
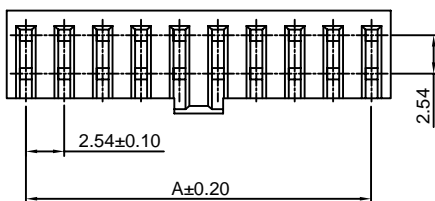
- *Material: PBT30%GF, UL94V-0
- *Suitable CJT A2550 series Terminal (A2550-T(-H), A2550-T(-H)-CR, A2550-T-A, A2550-T-C, A2550M-T)
- *Mates with CJT A2541 series Wafer or A2547WV, WR-2xXP series Wafer
- *Color: Black

Ordering Information:

- A2550H-N-2xXP - ***
 1 2
 1. Part No.
 2. Material:
 (blank): PBT30%GF, UL94V-0
 GWT: PBT, UL94V-0, GWT 750 °C

Ordering Information & Dimensions:

PART NO.	Dimensions	
	A	B
2x2P	2.54	5.08
2x3P	5.08	7.62
2x4P	7.62	10.16
2x5P	10.16	12.70
2x6P	12.70	15.24
2x7P	15.24	17.78
2x8P	17.78	20.32
2x9P	20.32	22.86
2x10P	22.86	25.40
2x11P	25.40	27.94
2x12P	27.94	30.48
2x13P	30.48	33.02
2x14P	33.02	35.56
2x15P	35.56	38.10
2x16P	38.10	40.64
2x17P	40.64	43.18
2x18P	43.18	45.72
2x19P	45.72	48.26
2x20P	48.26	50.80
2x21P	50.80	53.34
2x22P	53.34	55.88
2x23P	55.88	58.42
2x24P	58.42	60.96
2x25P	60.96	63.50



Unit: mm

A2550HK-2xXP

2.54mm Pitch Crimp Flex Housing

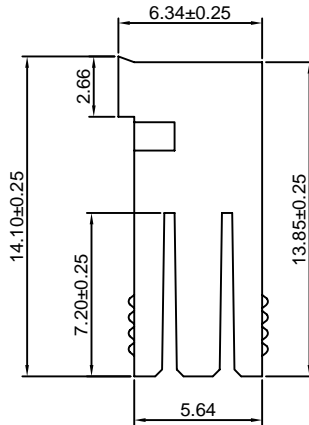
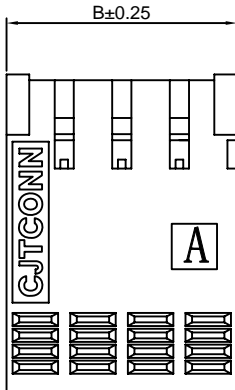
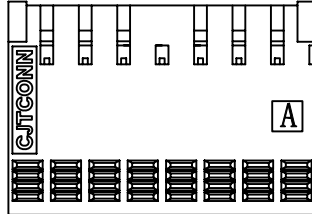
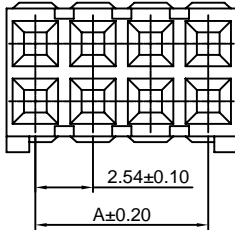
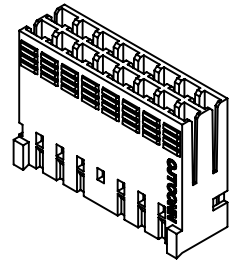
Reference Informations:

- *Material: PBT30%GF, UL94V-0
- *Suitable CJT A2550 series Terminal (A2550-T-K)
- *Color: Blue

Ordering Information:

A2550HK-2xXP - ***
1 2

1. Part No.
2. Material:
(blank): PBT30%GF, UL94V-0
GWT: PBT, UL94V-0, GWT 750°C



Ordering Information & Dimensions:

PART NO.	Dimensions		PART NO.	Dimensions	
	A	B		A	B
2x2P	2.54	5.08	2x20P	48.26	50.80
2x3P	5.08	7.62	2x21P	50.80	53.34
2x4P	7.62	10.16	2x22P	53.34	55.88
2x5P	10.16	12.70	2x23P	55.88	58.42
2x6P	12.70	15.24	2x24P	58.42	60.96
2x7P	15.24	17.78	2x25P	60.96	63.50
2x8P	17.78	20.32	2x26P	63.50	66.04
2x9P	20.32	22.86	2x27P	66.04	68.58
2x10P	22.86	25.40	2x28P	68.58	71.12
2x11P	25.40	27.94	2x29P	71.12	73.66
2x12P	27.94	30.48	2x30P	73.66	76.20
2x13P	30.48	33.02	2x31P	76.20	78.74
2x14P	33.02	35.56	2x32P	78.74	81.28
2x15P	35.56	38.10	2x33P	81.28	83.82
2x16P	38.10	40.64	2x34P	83.82	86.36
2x17P	40.64	43.18	2x35P	86.36	88.90
2x18P	43.18	45.72	2x36P	88.90	91.44
2x19P	45.72	48.26			

Unit: mm

A2550WVF-XP

2.54mm Pitch Crimp Flex Wafer

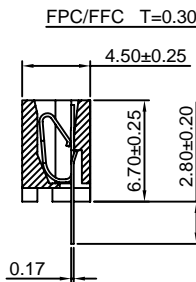
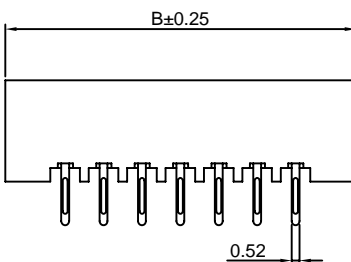
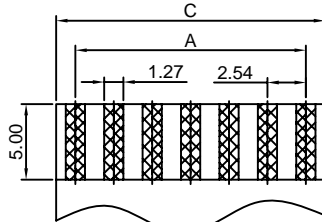
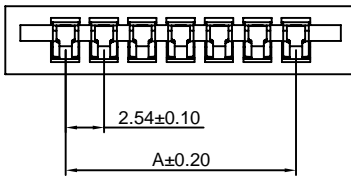
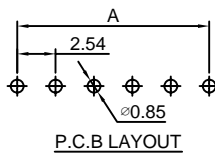
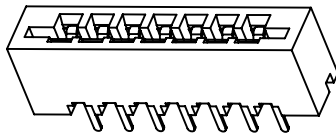
Reference Informations:

- *Material: PBT, UL94V-0
- *Terminal Material: Phosphor Bronze/Tin over Nickel
- *Color: Black

Ordering Information:

A2550WVF-XP - ***
1 2

1. Part No.
2. Material:
(blank): PBT, UL94V-0
GWT: PBT, UL94V-0, GWT 750°C



Ordering Information & Dimensions:

PART NO.	Dimensions		
	A	B	C
3P	5.08	13.04	10.16
4P	7.62	15.58	12.70
5P	10.16	18.12	15.24
6P	12.70	20.66	17.78
7P	15.24	23.20	20.32
8P	17.78	25.74	22.86
9P	20.32	28.28	25.40
10P	22.86	30.82	27.94
11P	25.40	33.36	30.48
12P	27.94	35.90	33.02
13P	30.48	38.44	35.56
14P	33.02	40.98	38.10
15P	35.56	43.52	40.64
16P	38.10	46.06	43.18
17P	40.64	48.60	45.72
18P	43.18	51.14	48.26
19P	45.72	53.68	50.80
20P	48.26	56.22	53.34
21P	50.80	58.76	55.88
22P	53.34	61.30	58.42
23P	55.88	63.84	60.96
24P	58.42	66.38	63.50
25P	60.96	68.92	66.04

Unit: mm

A2550WRF-XP

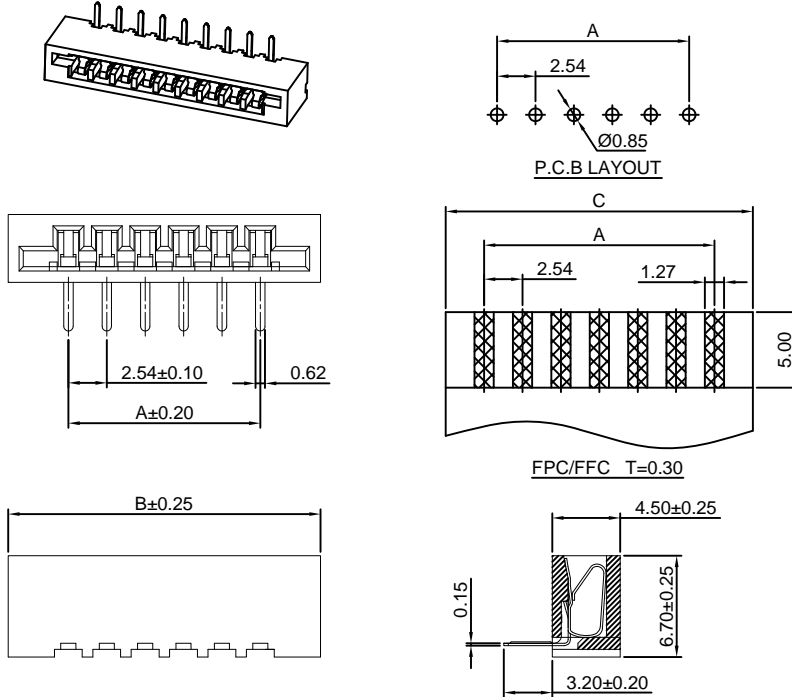
2.54mm Pitch Crimp Flex Wafer

Reference Informations:

- *Material: PBT, UL94V-0
- *Terminal Material: Phosphor Bronze/Tin over Nickel
- *Color: Black

Ordering Information:

- A2550WRF-XP - ***
- | | |
|---|---|
| 1 | 2 |
|---|---|
- 1. Part No.
 - 2. Material:
(blank): PBT, UL94V-0
GWT: PBT, UL94V-0, GWT 750°C



Ordering Information & Dimensions:

PART NO.	Dimensions		
	A	B	C
3P	5.08	13.04	10.16
4P	7.62	15.58	12.70
5P	10.16	18.12	15.24
6P	12.70	20.66	17.78
7P	15.24	23.20	20.32
8P	17.78	25.74	22.86
9P	20.32	28.28	25.40
10P	22.86	30.82	27.94
11P	25.40	33.36	30.48
12P	27.94	35.90	33.02
13P	30.48	38.44	35.56
14P	33.02	40.98	38.10
15P	35.56	43.52	40.64
16P	38.10	46.06	43.18
17P	40.64	48.60	45.72
18P	43.18	51.14	48.26
19P	45.72	53.68	50.80
20P	48.26	56.22	53.34
21P	50.80	58.76	55.88
22P	53.34	61.30	58.42
23P	55.88	63.84	60.96
24P	58.42	66.38	63.50
25P	60.96	68.92	66.04

Unit: mm

A2550WVFD-F-XP

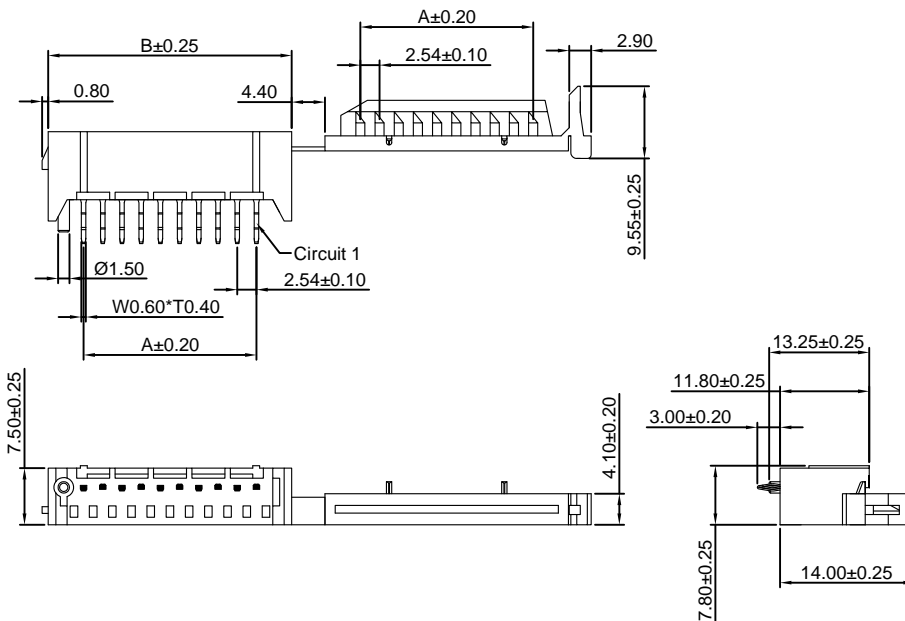
2.54mm Pitch Crimp Flex Wafer

Reference Informations:

- *Material: Nylon 66, UL94V-0
- *Terminal Material: Phosphor Bronze/Tin over Nickel
- *Color: White

Ordering Information:

- A2550WVFD-F-XP - ***
- | | |
|---|---|
| 1 | 2 |
|---|---|
- 1. Part No.
 - 2. Material:
(blank): Nylon 66, UL94V-0
GWT: Nylon 66, UL94V-0, GWT 750°C



Ordering Information & Dimensions:

PART NO.	Dimensions	
	A	B
1P	---	9.34
2P	2.54	11.88
3P	5.08	14.42
4P	7.62	16.96
5P	10.16	19.50
6P	12.70	22.04
7P	15.24	24.58
8P	17.78	27.12
9P	20.32	29.66
10P	22.86	32.20
11P	25.40	34.74
12P	27.94	37.28
13P	30.48	39.82
14P	33.02	42.36
15P	35.56	44.90
16P	38.10	47.44
17P	40.64	49.98
18P	43.18	52.52
19P	45.72	55.06
20P	48.26	57.60
21P	50.80	60.14
22P	53.34	62.68
23P	55.88	65.22
24P	58.42	67.76
25P	60.96	70.30

Unit: mm

A2550WRFD-XP

2.54mm Pitch Crimp Flex Wafer

Reference Informations:

- *Material:Nylon 66,UL94V-0
- *Terminal Material:Phosphor Bronze/Tin over Nickel
- *Color:White

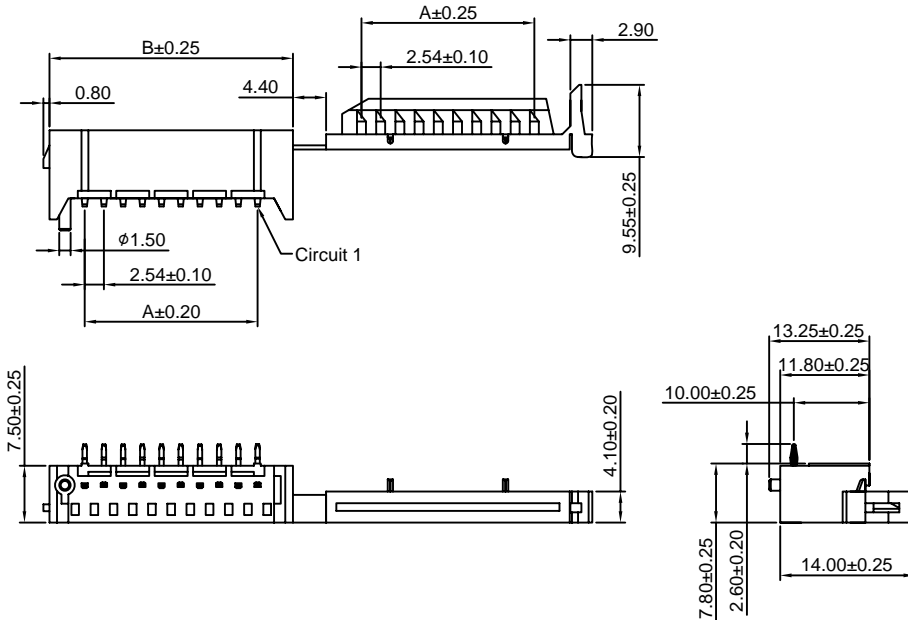
Ordering Information:

A2550WRFD-XP - ***
 1 2
 1.Part No.
 2.Material:
 (blank):Nylon 66,UL94V-0
 GWT:Nylon 66,UL94V-0,GWT 750°C

Ordering Information & Dimensions:

PART NO.	Dimensions	
	A	B
1P	----	9.34
2P	2.54	11.88
3P	5.08	14.42
4P	7.62	16.96
5P	10.16	19.50
6P	12.70	22.04
7P	15.24	24.58
8P	17.78	27.12
9P	20.32	29.66
10P	22.86	32.20
11P	25.40	34.74
12P	27.94	37.28
13P	30.48	39.82
14P	33.02	42.36
15P	35.56	44.90
16P	38.10	47.44
17P	40.64	49.98
18P	43.18	52.52
19P	45.72	55.06
20P	48.26	57.60
21P	50.80	60.14
22P	53.34	62.68
23P	55.88	65.22
24P	58.42	67.76
25P	60.96	70.30

Unit: mm



A2550WVFC-F-XP

2.54mm Pitch Crimp Flex Wafer

Reference Informations:

- *Material:PBT,UL94V-0
- *Terminal Material:Phosphor Bronze/Tin over Nickel
- *Color:Blue

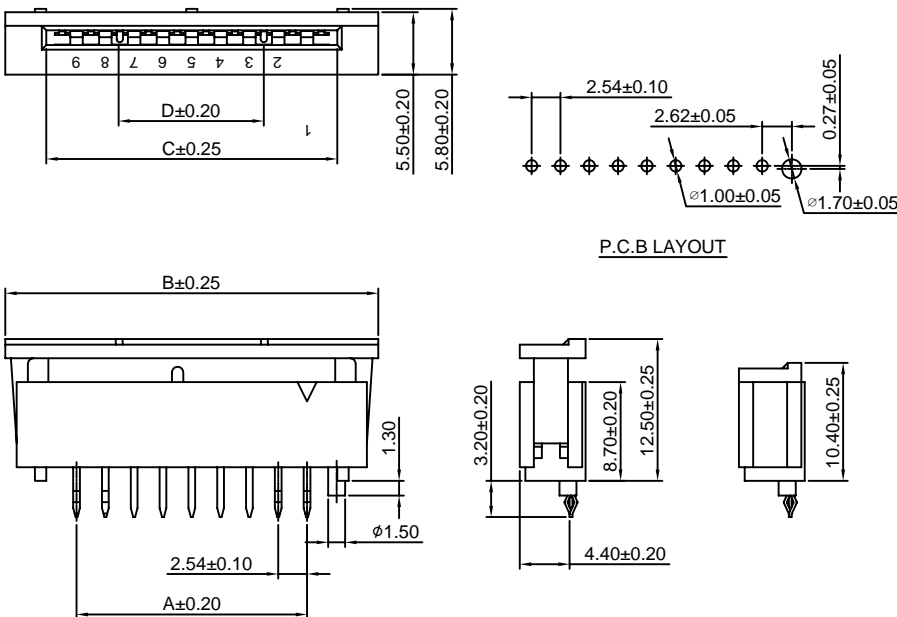
Ordering Information:

A2550WVFC-F-XP - ***
 1 2
 1.Part No.
 2.Material:
 (blank):PBT,UL94V-0
 GWT:PBT,UL94V-0,GWT 750°C

Ordering Information & Dimensions:

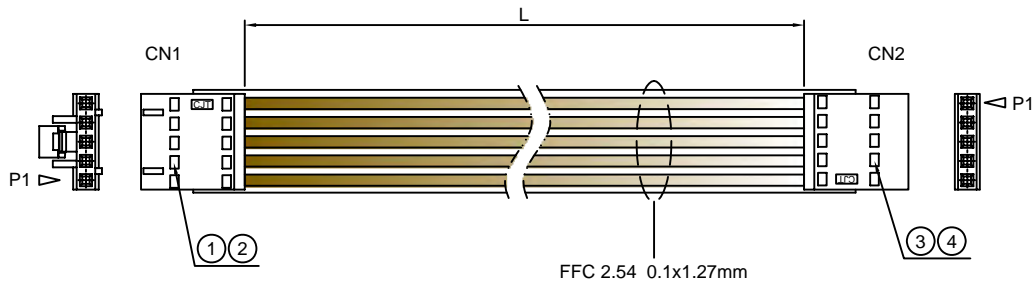
PART NO.	Dimensions			
	A	B	C	D
8P	17.78	30.34	23.12	10.16
9P	20.32	32.88	25.66	12.70
10P	22.86	35.42	28.20	15.24
11P	25.40	37.96	30.74	17.78
12P	27.94	40.50	33.28	20.32
13P	30.48	43.04	35.82	22.86

Unit: mm



A2550HXXP-L-01

2.54mm Pitch FFC Cable

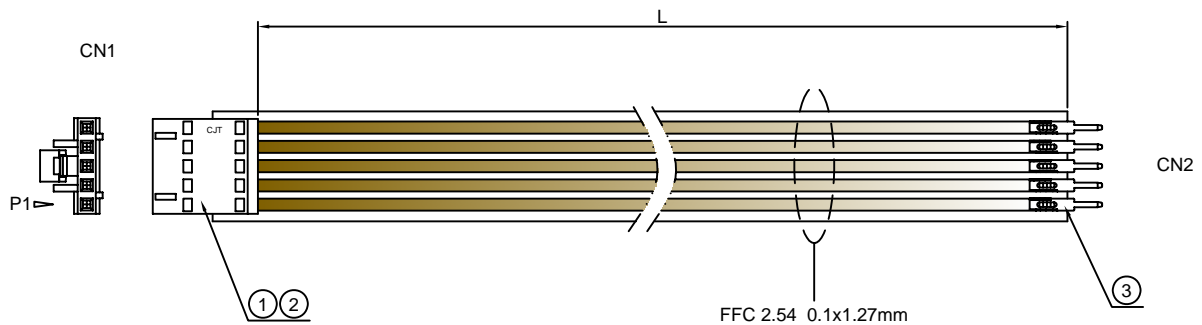


CN1 CN2	
① Terminal	② Housing
	A2550H,HA,HB-XP
A2550-T	A2550H-XP-A,A2550H-XP-A1
A2550-T-H	A2550H-XP-A2,A2550H-XP-A2H
A2550-T-CR	A2550H-XP-A3H,A2550H-XP-B
A2550-T-H-CR	A2550H-XP-BH
A2550-T-A	A2550H-XP-C,A2550H-XP-C1
A2550-T-C	A2550H-XP-D,A2550H-XP-E
	A2550H-XP-F,A2550H-XP-J
	A2550H,HA-2xXP
A2550-T-E	A2550H-XP-M,A2550H-XP-M1
	A2550H-XP-M2,A2550H-XP-M3
A2550-T-J	A2550H-XP-G,A2550H-XP-G1
	A2550H-XP-H,A2550H-XP-H1
	A2550H-XP-I,A2550H-XP-I1
A2550-T-K	A2550HK-XP,A2550HK-2xXP
A2550M-T	A2550H-XP,A2550H-XP-D
	A2550H-XP-J,A2550H-2xXP

Unit: mm

A2550HXXPA2550MXX-L-01

2.54mm Pitch FFC Cable



① Terminal	CN1		CN2
	② Housing	③ Terminal	
	A2550H,HA,HB-XP		
A2550-T	A2550H-XP-A,A2550H-XP-A1		
A2550-T-H	A2550H-XP-A2,A2550H-XP-A2H		
A2550-T-CR	A2550H-XP-A3H,A2550H-XP-B		
A2550-T-H-CR	A2550H-XP-BH		
A2550-T-A	A2550H-XP-C,A2550H-XP-C1	A2550M-T-C, A2550M-T-CA	
A2550-T-C	A2550H-XP-D,A2550H-XP-E	A2550M-T-C1, A2550M-T-C1A	
	A2550H-XP-F,A2550H-XP-J	A2550M-T-C2, A2550M-T-E	
	A2550H,HA-2xXP	A2550M-T-KE, A2550M-T-F	
A2550-T-E	A2550H-XP-M,A2550H-XP-M1	A2550M-T-G, A2550MA-T-G	
	A2550H-XP-M2,A2550H-XP-M3	A2550M-T-J, A2550M-T-K	
A2550-T-J	A2550H-XP-G,A2550H-XP-G1		
	A2550H-XP-H,A2550H-XP-H1		
	A2550H-XP-I,A2550H-XP-I1		
A2550-T-K	A2550HK-XP,A2550HK-2xXP		
A2550M-T	A2550H-XP,A2550H-XP-D		
	A2550H-XP-J,A2550H-2xXP		

Unit: mm

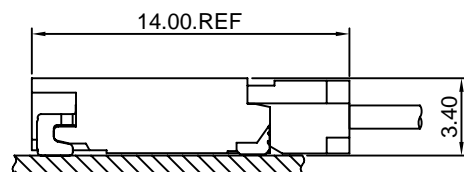
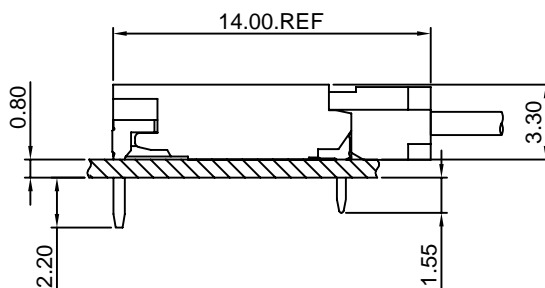
Specifications

- Current rating:1A AC,DC
- Voltage rating:1400V AC,DC
- Temperature range:-40°C~+105°C
- Contact resistance:10mΩMax.
- Insulation resistance:1000MΩMin.
- Withstanding voltage:3800V AC/minute
- *Compliant with RoHS and REACH*
- *Meet the HF/Halogen Free,GWT/Glow wire Test (IEC60335-1) request,need to customize*
- *Contact CJT for details*

Standards



Assembly layout

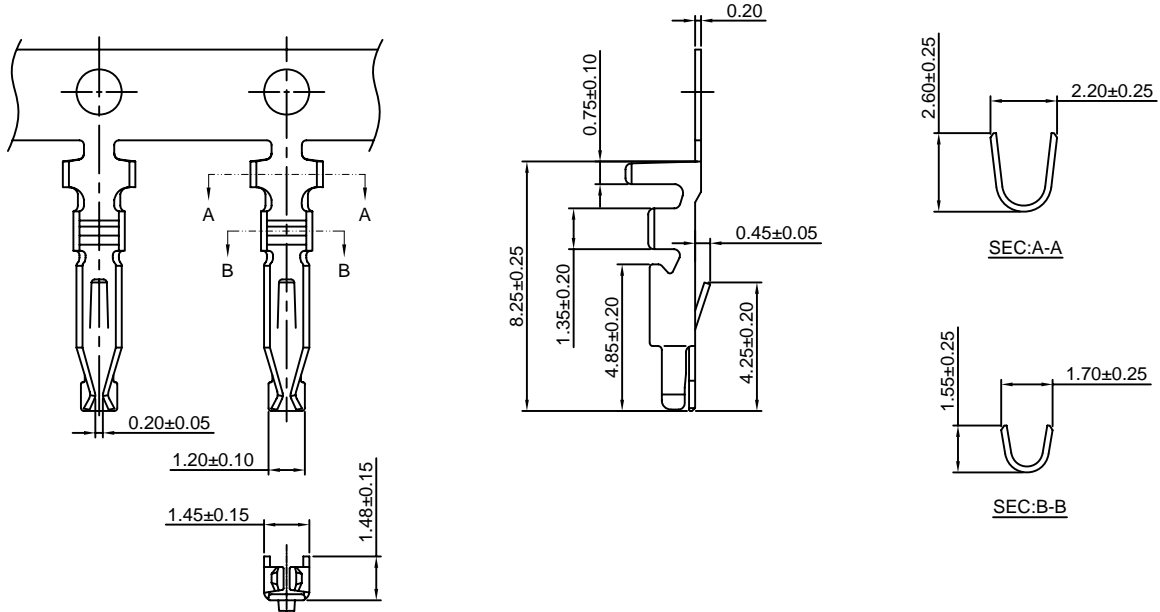


A3501-T

3.50mm Pitch Crimp Terminal

Reference Informations:

*Used in CJT A3501H,HA-XP series Housing



Ordering information & Specifications:

Unit:mm

Part NO.	Wire Range	Insulation O.D.	Material	Finish	Qty/reel
A3501-TP	AWG#24-#28	1.60mm(max)	Phosphor Bronze	Tin over Nickel	10,000 PCS
A3501-GP	AWG#24-#28	1.60mm(max)	Phosphor Bronze	Gold over Nickel	10,000 PCS

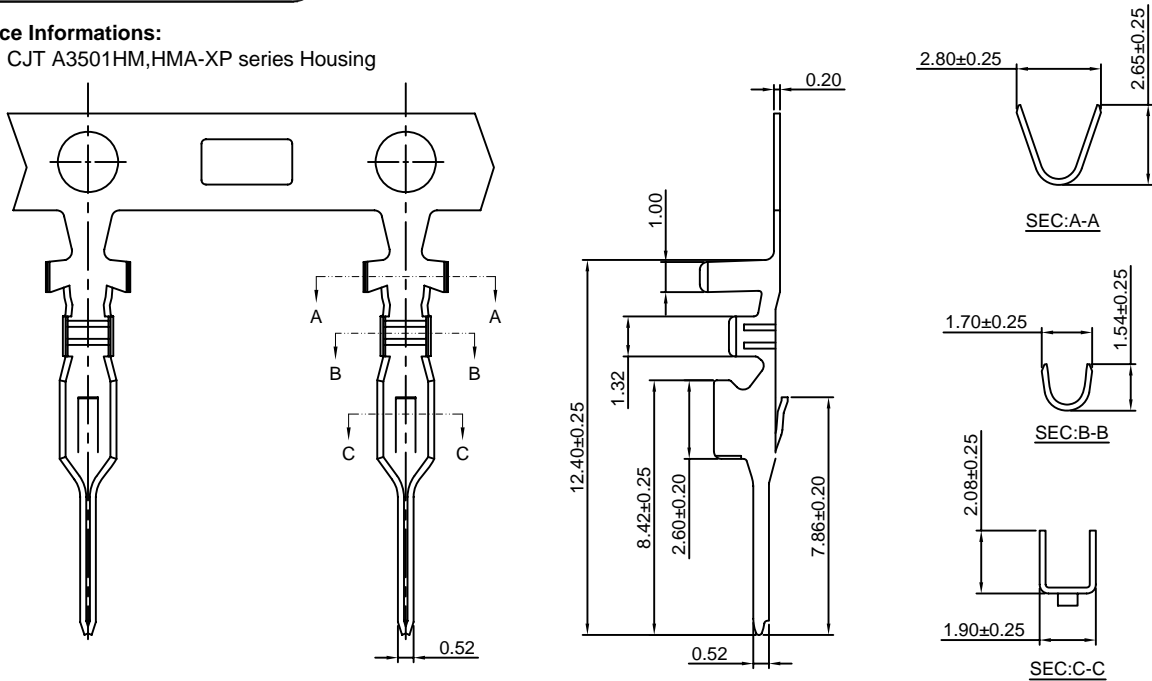
Optional Gold plating available but MOQ requested

A3501M-T

3.50mm Pitch Crimp Terminal

Reference Informations:

*Used in CJT A3501HM,HMA-XP series Housing



Ordering information & Specifications:

Unit:mm

Part NO.	Wire Range	Insulation O.D.	Material	Finish	Qty/reel
A3501M-TP	AWG#24-#28	1.80mm(max)	Phosphor Bronze	Tin over Nickel	5,000 PCS
A3501M-GP	AWG#24-#28	1.80mm(max)	Phosphor Bronze	Gold over Nickel	5,000 PCS

Optional Gold plating available but MOQ requested

A3501H-2P

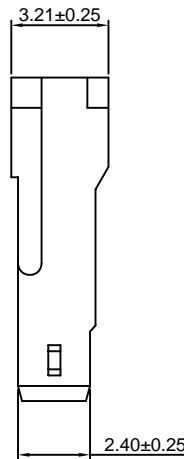
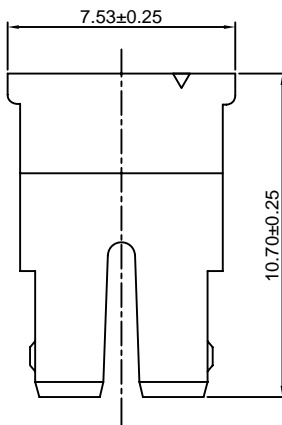
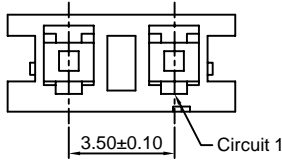
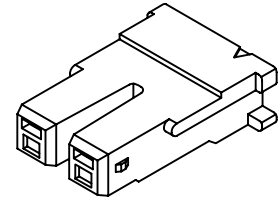
3.50mm Pitch Housing

Reference Informations:

- *Material:Nylon 66 , UL94V-0
- *Suitable CJT A3501-T series Terminal
- *Mates with CJT A3501HM-XP series Housing or A3501WR-XP,A3501WR-S-XP series Wafer
- *Color:White

Ordering Information:

- A3501H-2P - *** - **
 1 2 3
- 1.Part No.
 - 2.Material:
 (blank):Nylon 66,UL94V-0
GWT:Nylon 66,UL94V-0,GWT 750°C
 - 3.Color:
 (blank):White
GY:Gray



Unit: mm

A3501HA-2P

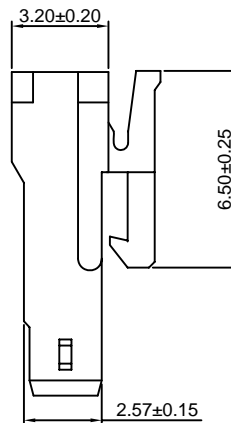
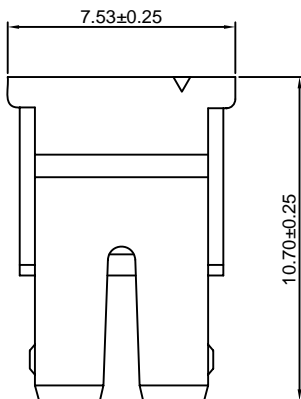
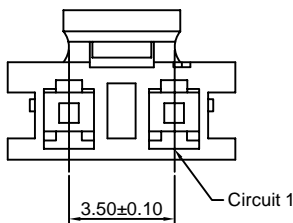
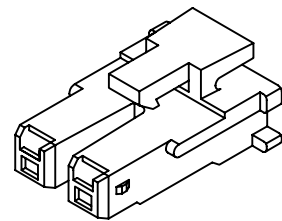
3.50mm Pitch Housing

Reference Informations:

- *Material:Nylon 66 , UL94V-0
- *Suitable CJT A3501-T series Terminal
- *Mates with CJT A3501HMA-XP series Housing or A3501WRA-XP, A3501WRA-S-XP series Wafer
- *Color:White

Ordering Information:

- A3501HA-2P - *** - **
 1 2 3
- 1.Part No.
 - 2.Material:
 (blank):Nylon 66,UL94V-0
GWT:Nylon 66,UL94V-0,GWT 750°C
 - 3.Color:
 (blank):White
GY:Gray



Unit: mm

A3501HM-2P


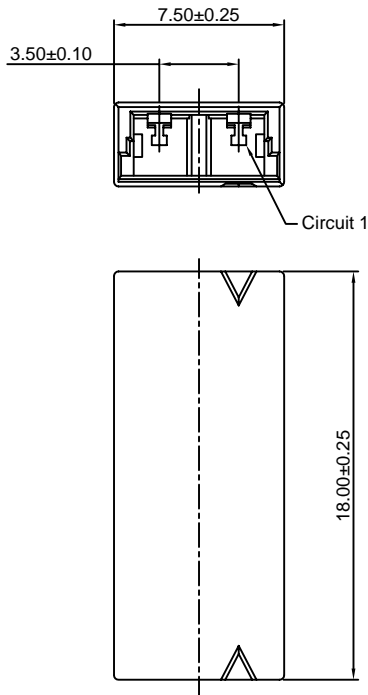
3.50mm Pitch Housing

Reference Informations:

- *Material:Nylon 66 , UL94V-0
- *Suitable CJT A3501M-T series Terminal
- *Mates with CJT A3501H-XP series Housing
- *Color:White

Ordering Information:

- A3501HM-2P - *** - **
 $\frac{1}{2} \frac{3}{3}$
- 1.Part No.
 - 2.Material:
 (blank):Nylon 66,UL94V-0
 GWT:Nylon 66,UL94V-0,GWT 750°C
 - 3.Color:
 (blank):White
 GY:Gray



Unit: mm

A3501HMA-2P


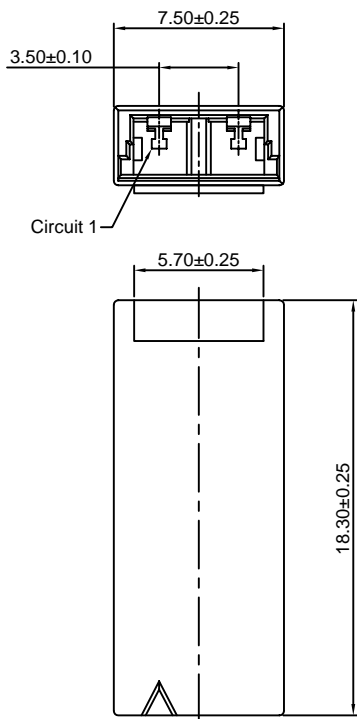
3.50mm Pitch Housing

Reference Informations:

- *Material:Nylon 66 , UL94V-0
- *Suitable CJT A3501M-T series Terminal
- *Mates with CJT A3501HA-XP series Housing
- *Color:White

Ordering Information:

- A3501HMA-2P - *** - **
 $\frac{1}{2} \frac{3}{3}$
- 1.Part No.
 - 2.Material:
 (blank):Nylon 66,UL94V-0
 GWT:Nylon 66,UL94V-0,GWT 750°C
 - 3.Color:
 (blank):White
 GY:Gray



Unit: mm

A3501WR-2P

3.50mm Pitch 90° Wafer

Reference Informations:

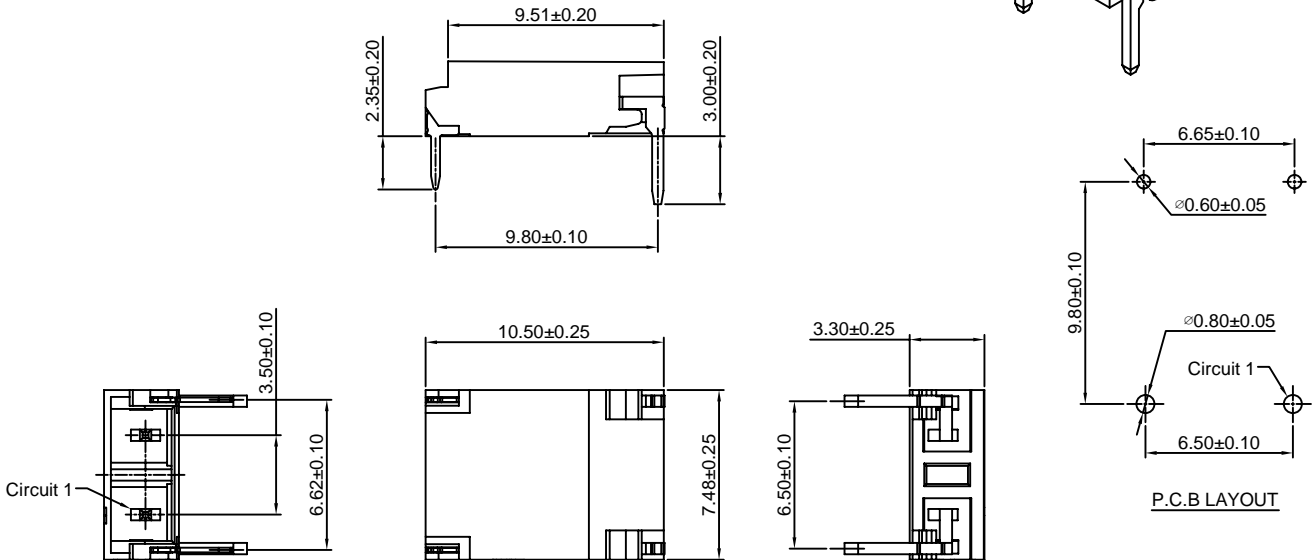
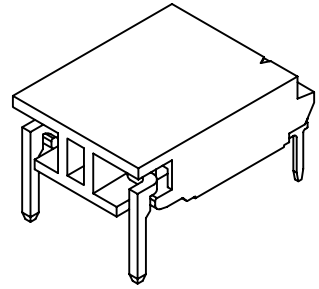
- *Material:Pin:Barss/Tin over Nickel
Solder Pin:Barss/Tin over Nickel
Insulator:Nylon 6T , UL94V-0
- *Mates with CJT A3501H-XP series Housing
- *Color:White

Ordering Information:

- A3501WR-2P - ***

1	2
---	---

 1.Part No.
 2.Material:
 (blank):Nylon 6T,UL94V-0
 GWT:Nylon 6T,UL94V-0,GWT 750°C



Unit: mm

A3501WR-S-2P

3.50mm Pitch 90° Wafer-SMY TYPE

Reference Informations:

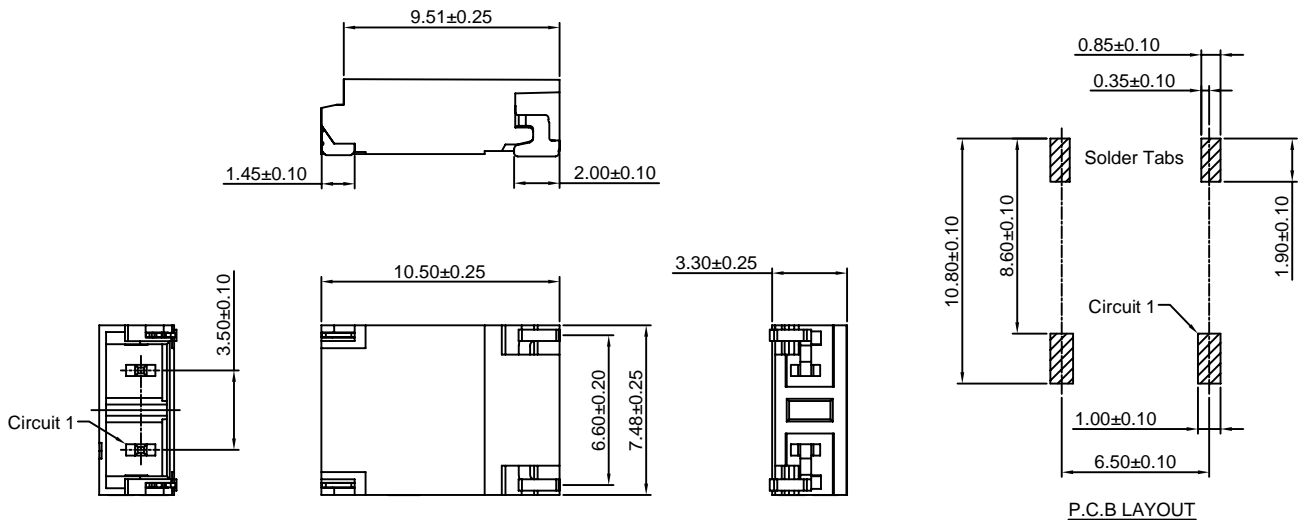
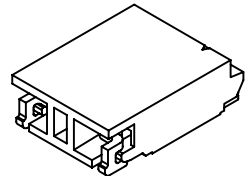
- *Material:Pin:Barss/Tin over Nickel
Solder Tabs:Barss/Tin over Nickel
Insulator:Nylon 6T , UL94V-0
- *Mates with CJT A3501H-XP series Housing
- *Color:White

Ordering Information:

- A3501WR-S-2P - ***

1	2
---	---

 1.Part No.
 2.Material:
 (blank):Nylon 6T,UL94V-0
 GWT:Nylon 6T,UL94V-0,GWT 750°C



Unit: mm

A3501WRA-2P

3.50mm Pitch 90° Wafer

Reference Informations:

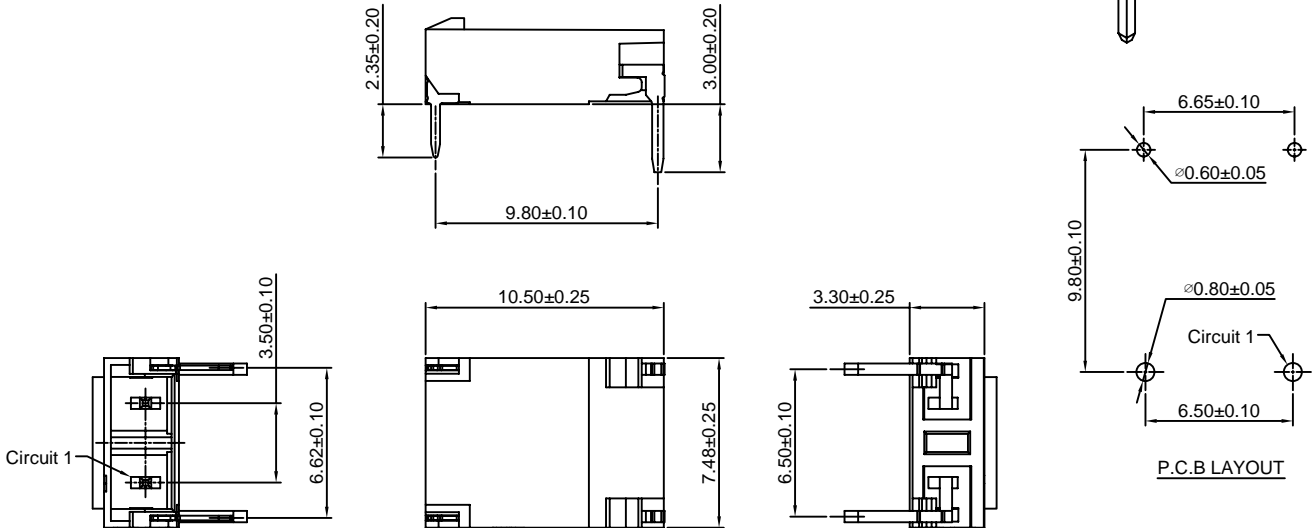
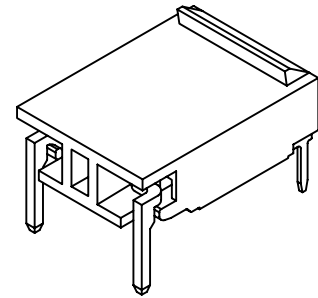
- *Material:Pin:Barss/Tin over Nickel
Insulator:Nylon 6T , UL94V-0
- *Mates with CJT A3501HA-XP series Housing
- *Color:White

Ordering Information:

- A3501WRA-2P - ***

1	2
---	---

 1.Part No.
 2.Material:
 (blank):Nylon 6T,UL94V-0
 GWT:Nylon 6T,UL94V-0,GWT 750°C



Unit: mm

A3501WRA-S-2P

3.50mm Pitch 90° Wafer-SMY TYPE

Reference Informations:

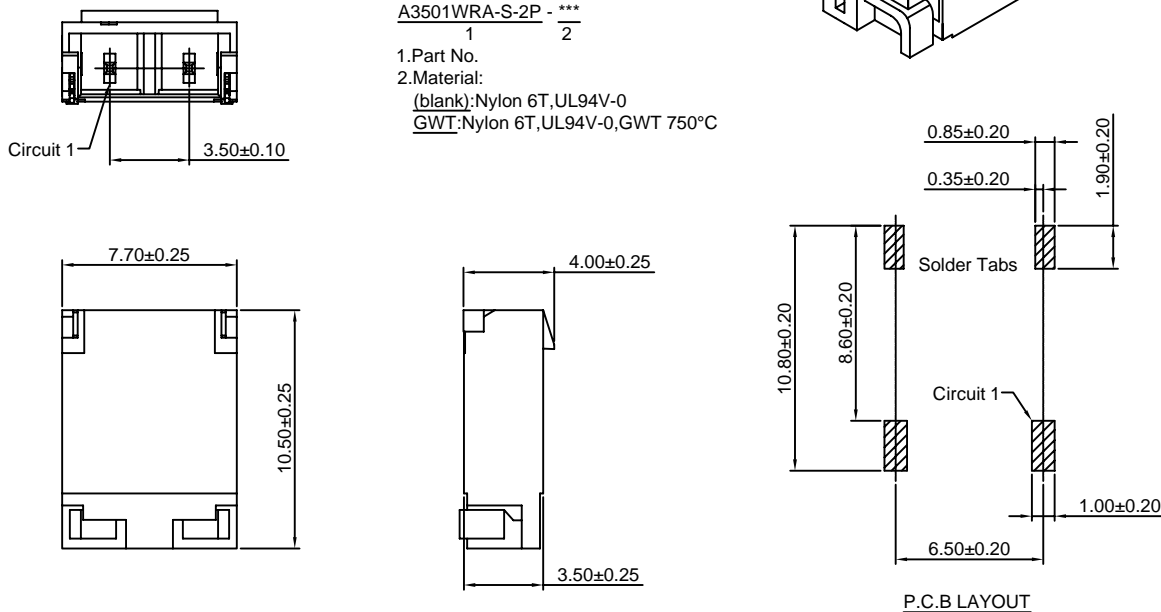
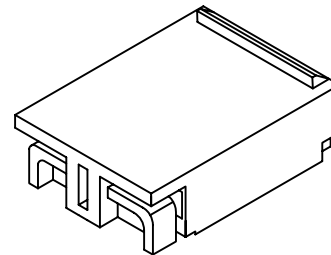
- *Material:Pin:Barss/Tin over Nickel
Solder Tabs:Barss/Tin over Nickel
Insulator:Nylon 6T , UL94V-0
- *Mates with CJT A3501HA-XP series Housing
- *Color:White

Ordering Information:

- A3501WRA-S-2P - ***

1	2
---	---

 1.Part No.
 2.Material:
 (blank):Nylon 6T,UL94V-0
 GWT:Nylon 6T,UL94V-0,GWT 750°C



Unit: mm

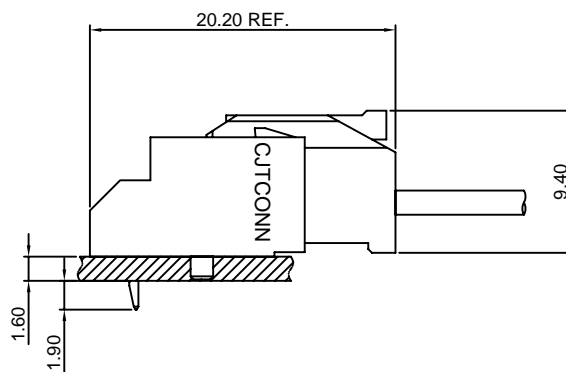
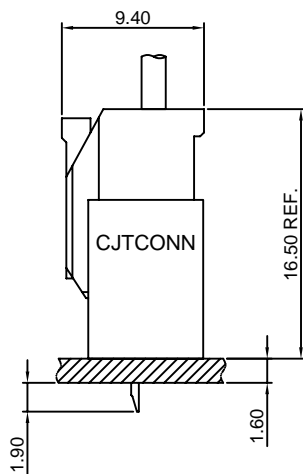
Specifications

- Current rating:5.5A AC,DC(Max)
- Voltage rating:250V AC,DC
- Temperature range:-40°C~+105°C
- Contact resistance:10mΩMax.
- Insulation resistance:1000MΩMin.
- Withstanding voltage:1500V AC/minute
- *Compliant with RoHS and REACH*
- *Meet the HF/Halogen Free,GWT/Glow wire Test (IEC60335-1) request,need to customize*
- *Contact CJT for details*

Standards



Assembly layout



A3502H-XP

3.50mm Pitch Housing

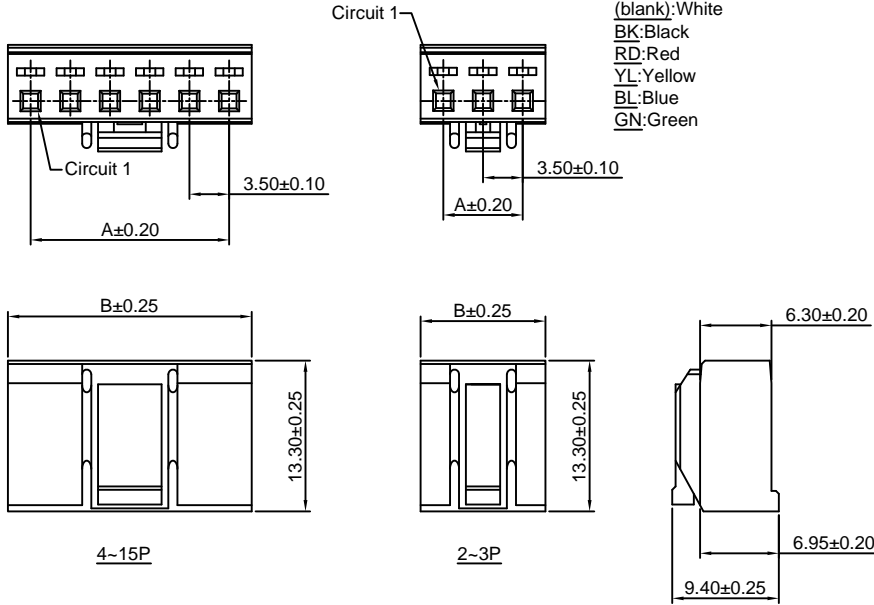
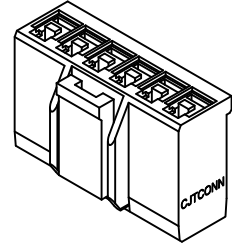
Reference Informations:

- *Material:Nylon 66,UL94V-0
- *Suitable CJT A3965-T series Terminal
- *Mates with CJT A3502WV,WR-XP(-A) series Wafer
- *Color:White

Ordering Information:

A3502H-XP - *** - **
 1 2 3

- 1.Part No.
- 2.Material:
 (blank):Nylon 66,UL94V-0
 PBT:PBT,UL94V-0
 GWT:Nylon 66,UL94V-0,GWT 750°C
- 3.Color:
 (blank):White
 BK:Black
 RD:Red
 YL:Yellow
 BL:Blue
 GN:Green



Ordering Information & Dimensions:

PART NO.	Dimensions	
	A	B
2P	3.50	7.50
3P	7.00	11.00
4P	10.50	14.50
5P	14.00	18.00
6P	17.50	21.50
7P	21.00	25.00
8P	24.50	28.50
9P	28.00	32.00
10P	31.50	35.50
11P	35.00	39.00
12P	38.50	42.50
13P	42.00	46.00
14P	45.50	49.50
15P	49.00	53.00

Unit: mm

A3502WV-XP

3.50mm Pitch 180° WAFER

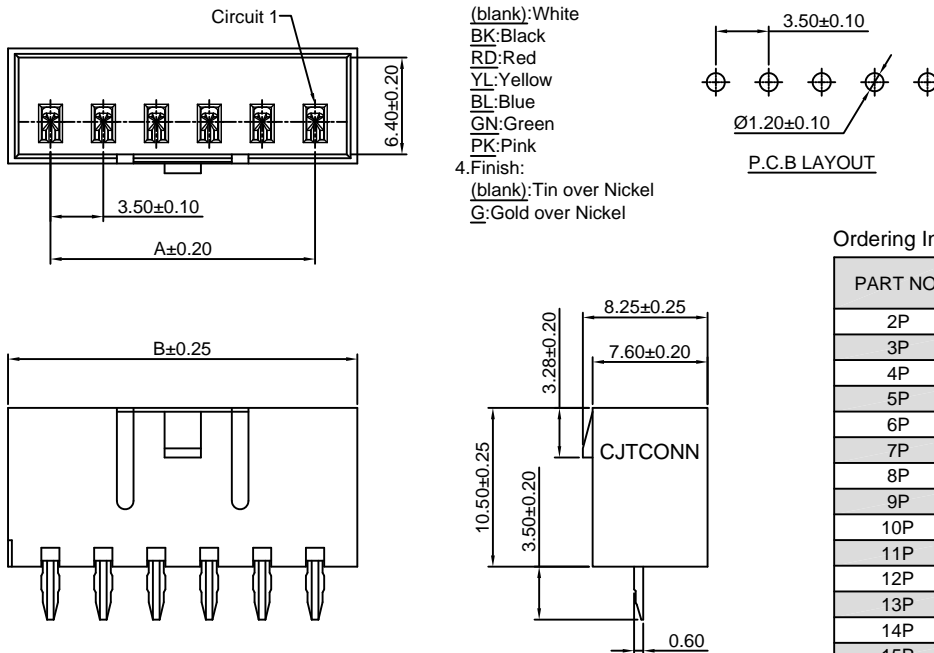
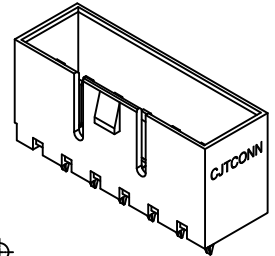
Reference Informations:

- *Material:Pin:Brass/Tin over Nickel
 Insulator:PBT+15%GF,UL94V-0
- *Mates with CJT A3502H-XP series Housing
- *Color:White

Ordering Information:

A3502WV-XP - *** - ** - **
 1 2 3 4

- 1.Part No.
- 2.Material:
 (blank):PBT+15%GF,UL94V-0
 GWT:PBT,UL94V-0,GWT 750°C
- 3.Color:
 (blank):White
 BK:Black
 RD:Red
 YL:Yellow
 BL:Blue
 GN:Green
 PK:Pink
- 4.Finish:
 (blank):Tin over Nickel
 G:Gold over Nickel



Ordering Information & Dimensions:

PART NO.	Dimensions	
	A	B
2P	3.50	9.10
3P	7.00	12.60
4P	10.50	16.10
5P	14.00	19.60
6P	17.50	23.10
7P	21.00	26.60
8P	24.50	30.10
9P	28.00	33.60
10P	31.50	37.10
11P	35.00	40.60
12P	38.50	44.10
13P	42.00	47.60
14P	45.50	51.10
15P	49.00	54.60

Unit: mm

A3502WV-XP-A

7.00mm Pitch 180° WAFER

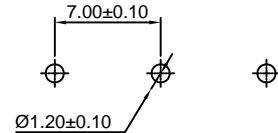
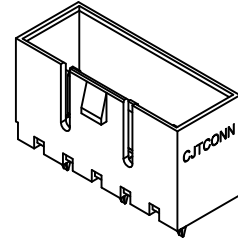
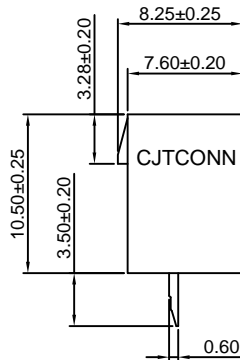
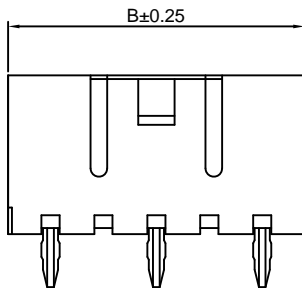
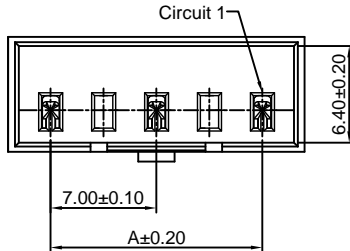
Reference Informations:

- *Material:Pin:Brass/Tin over Nickel
Insulator:PBT+15%GF,UL94V-0
- *Mates with CJT A3502H-XP series Housing
- *Color:White

Ordering Information:

A3502WV-XP-A - *** - ** - **
1 2 3 4

- 1.Part No.
- 2.Material:
(blank):PBT+15%GF,UL94V-0
GWT:PBT,UL94V-0,GWT 750°C
- 3.Color:
(blank):White
BK:Black
RD:Red
YL:Yellow
BL:Blue
GN:Green
PK:Pink
- 4.Finish:
(blank):Tin over Nickel
G:Gold over Nickel



P.C.B LAYOUT

Ordering Information & Dimensions:

PART NO.	Dimensions	
	A	B
3P	7.00	12.60
5P	14.00	19.60
7P	21.00	26.60
9P	28.00	33.60
11P	35.00	40.60
13P	42.00	47.60
15P	49.00	54.60

Unit: mm

A3502WR-XP

3.50mm Pitch 90° WAFER

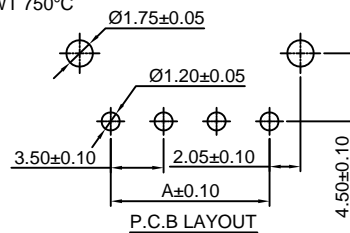
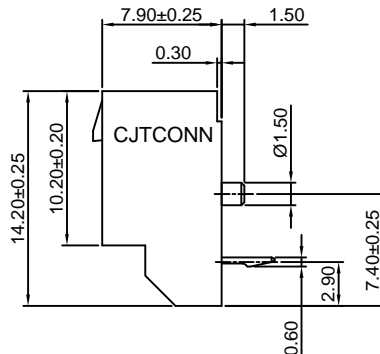
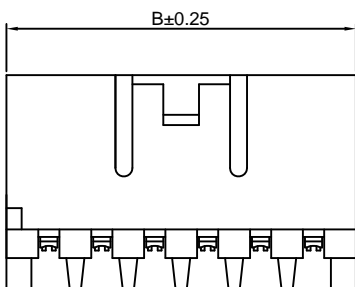
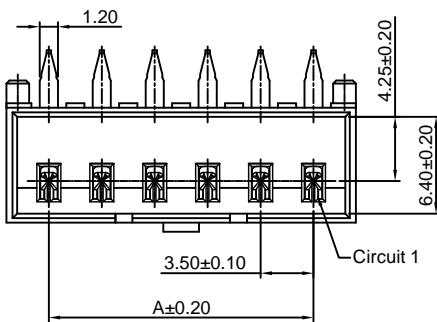
Reference Informations:

- *Material:Pin:Brass/Tin over Nickel
Insulator:PBT+15%GF,UL94V-0
- *Mates with CJT A3502H-XP series Housing
- *Color:White

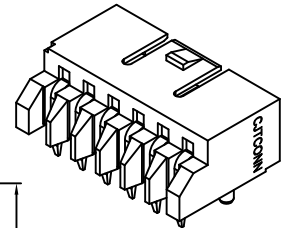
Ordering Information:

A3502WR-XP - *** - ** - **
1 2 3 4

- 1.Part No.
- 2.Material:
(blank):PBT+15%GF,UL94V-0
GWT:PBT,UL94V-0,GWT 750°C
- 3.Color:
(blank):White
BK:Black
RD:Red
YL:Yellow
BL:Blue
GN:Green
PK:Pink
- 4.Finish:
(blank):Tin over Nickel
G:Gold over Nickel



P.C.B LAYOUT



Ordering Information & Dimensions:

PART NO.	Dimensions	
	A	B
2P	3.50	9.10
3P	7.00	12.60
4P	10.50	16.10
5P	14.00	19.60
6P	17.50	23.10
7P	21.00	26.60
8P	24.50	30.10
9P	28.00	33.60
10P	31.50	37.10
11P	35.00	40.60
12P	38.50	44.10
13P	42.00	47.60
14P	45.50	51.10
15P	49.00	54.60

Unit: mm

A3502WR-XP-A

7.00mm Pitch 90° WAFER

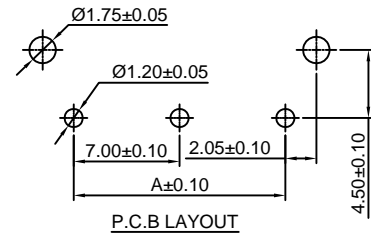
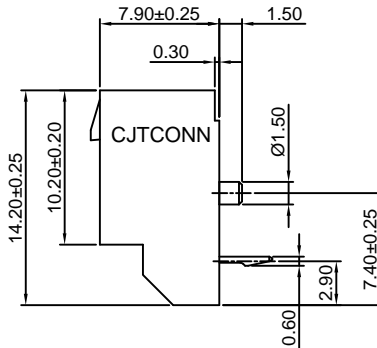
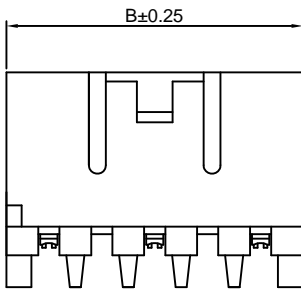
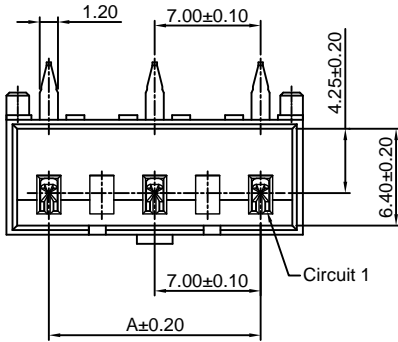
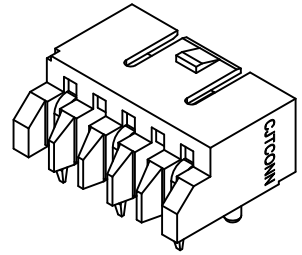
Reference Informations:

- *Material: Pin: Brass/Tin over Nickel
Insulator: PBT+15%GF, UL94V-0
- *Mates with CJT A3502H-XP series Housing
- *Color: White

Ordering Information:

A3502WR-XP-A - *** - ** - **
1 2 3 4

1. Part No.
2. Material:
(blank): PBT+15%GF, UL94V-0
GWT: PBT, UL94V-0, GWT 750°C
3. Color:
(blank): White
BK: Black
RD: Red
YL: Yellow
BL: Blue
GN: Green
PK: Pink
4. Finish:
(blank): Tin over Nickel
G: Gold over Nickel



Ordering Information & Dimensions:

PART NO.	Dimensions	
	A	B
3P	7.00	12.60
5P	14.00	19.60
7P	21.00	26.60
9P	28.00	33.60
11P	35.00	40.60
13P	42.00	47.60
15P	49.00	54.60

Unit: mm

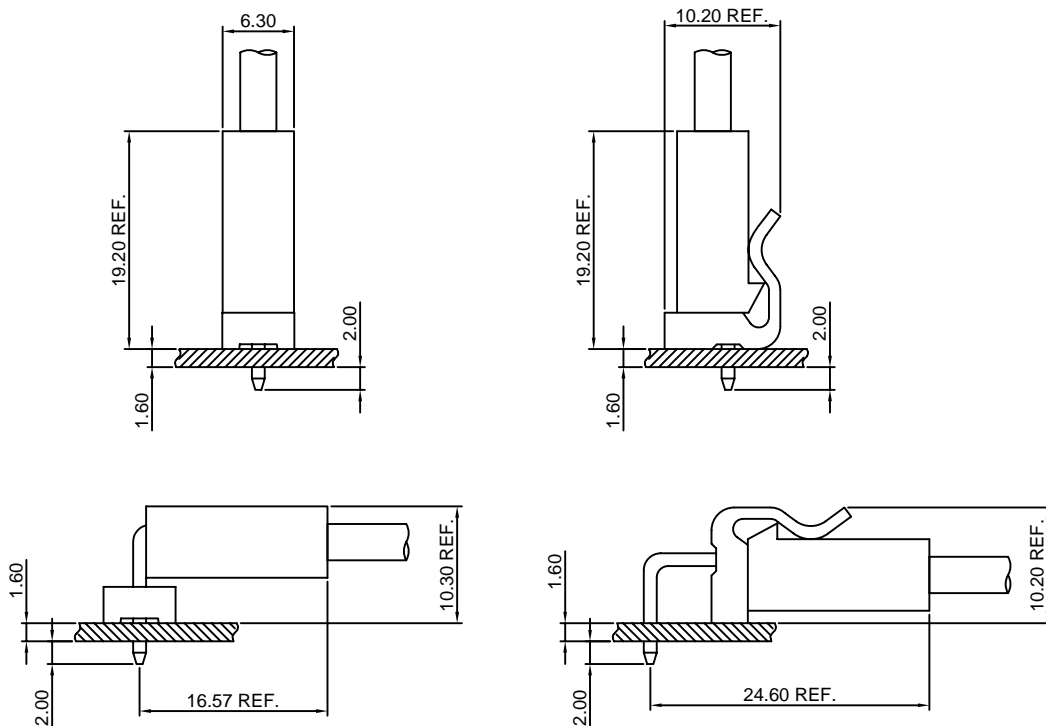
Specifications

- Current rating:7A AC,DC
- Voltage rating:250V AC,DC
- Temperature range:-40°C~+105°C
- Contact resistance:10mΩMax.
- Insulation resistance:1000MΩMin.
- Withstanding voltage:1500V AC/minute
- *Compliant with RoHS and REACH*
- *Meet the HF/Halogen Free,GWT/Glow wire Test (IEC60335-1) request,need to customize*
- *Contact CJT for details*

Standards



Assembly layout

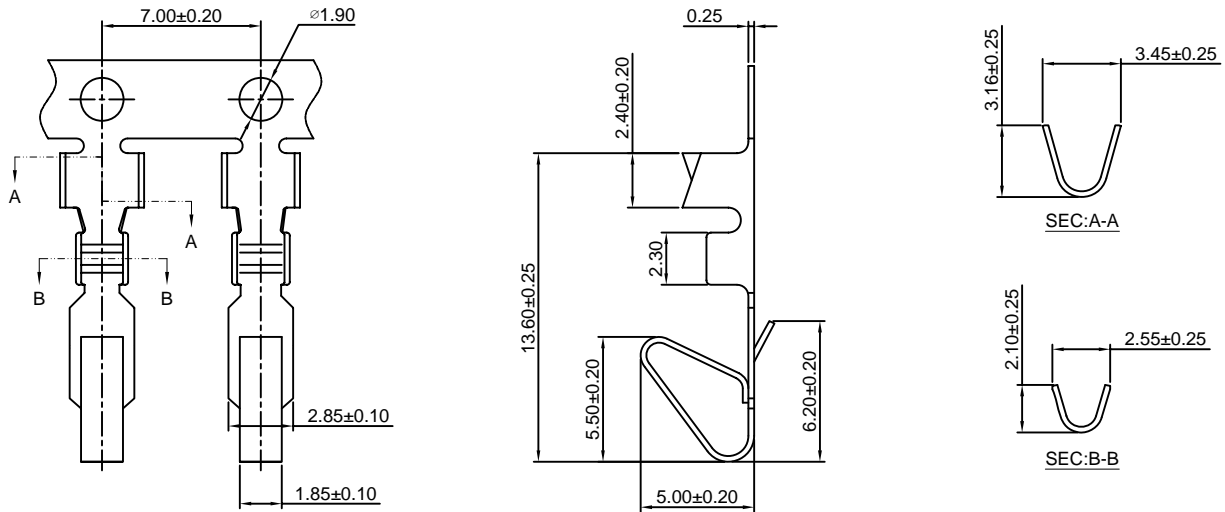


A3961-T

3.96mm pitch Crimp Terminal

Reference Informations:

*Used in CJT A3961H-XP,A3961H-XP-2,A3961H-XP-3, A5081H-XP series Housing



Ordering information & Specifications:

Unit:mm

Part NO.	Wire Range	Insulation O.D.	Material	Finish	Qty/reel
A3961-TB	AWG#18-#24	2.80mm(max)	Brass	Tin over Nickel	6,000 PCS
A3961-TP	AWG#18-#24	2.80mm(max)	Phosphor Bronze	Tin over Nickel	6,000 PCS
A3961-GB	AWG#18-#24	2.80mm(max)	Brass	Gold over Nickel	6,000 PCS
A3961-GP	AWG#18-#24	2.80mm(max)	Phosphor Bronze	Gold over Nickel	6,000 PCS

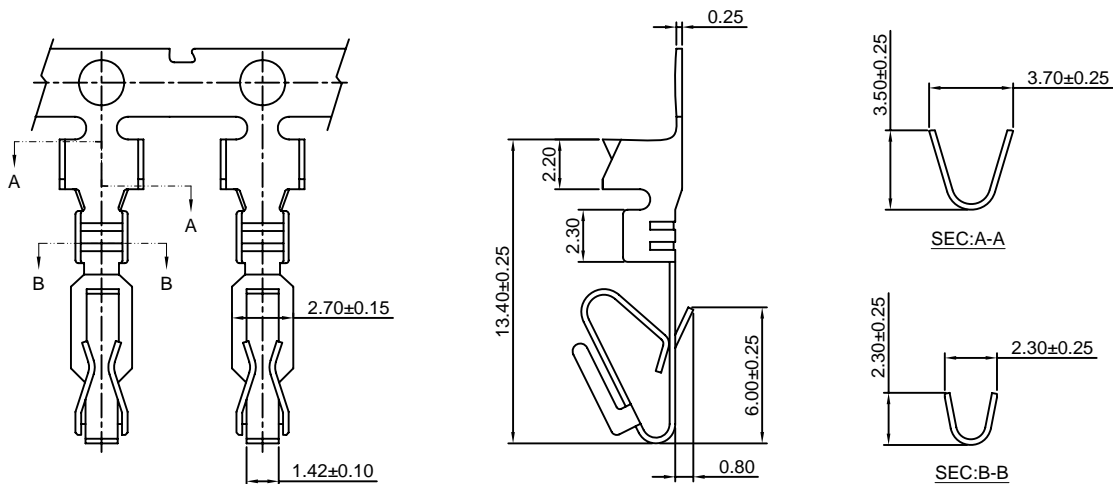
Optional Gold plating available but MOQ requested

A3961-T-1

3.96mm pitch Crimp Terminal

Reference Informations:

*Used in CJT A3961H-XP,A3961H-XP-2,A3961H-XP-3, A5081H-XP series Housing



Ordering information & Specifications:

Unit:mm

Part NO.	Wire Range	Insulation O.D.	Material	Finish	Qty/reel
A3961-TB-1	AWG#18-#24	2.80mm(max)	Brass	Tin over Nickel	6,000 PCS
A3961-TP-1	AWG#18-#24	2.80mm(max)	Phosphor Bronze	Tin over Nickel	6,000 PCS
A3961-GB-1	AWG#18-#24	2.80mm(max)	Brass	Gold over Nickel	6,000 PCS
A3961-GP-1	AWG#18-#24	2.80mm(max)	Phosphor Bronze	Gold over Nickel	6,000 PCS

Optional Gold plating available but MOQ requested

A3961H-XP

3.96mm pitch Housing

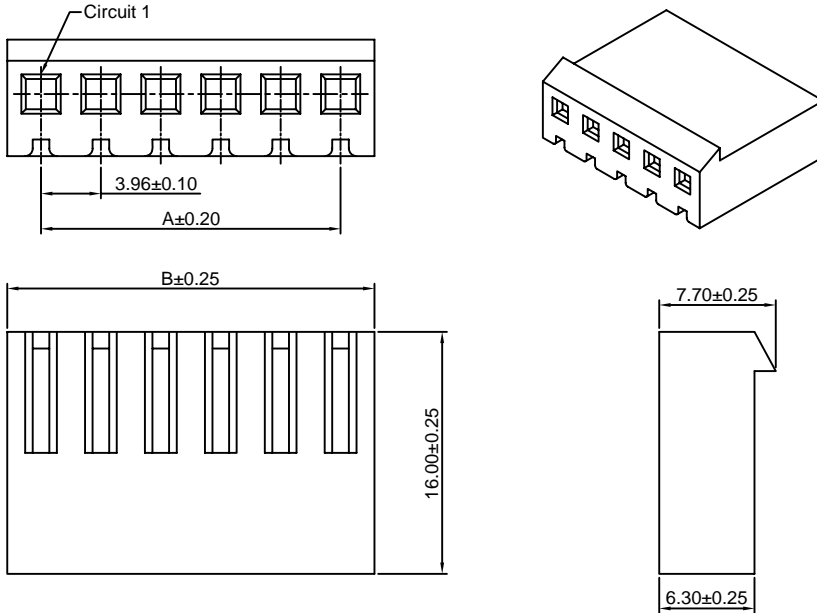
Reference Informations:

- *Material:Nylon 66,UL94V-2
- *Suitable CJT A3961-T(-1) series Terminal
- *Mates with CJT A3961WV,WR,WVA,WRA-XP(-A), A3961WV,WVA-XP-R(-A),A3961WVB-F,WRB-F-XP, A3961WVB,WRB,WVC,WRC-XP series Wafer
- *Color:Natural

Ordering Information:

- A3961H-XP - ***
 1 2
- 1.Part No.
 - 2.Material:
 (blank):Nylon 66,UL94V-2
 V0:Nylon 66,UL94V-0
 GWT:Nylon 66,UL94V-0,GWT 750°C

Ordering Information & Dimensions:



PART NO.	Dimensions	
	A	B
2P	3.96	8.43
3P	7.92	12.39
4P	11.88	16.35
5P	15.84	20.31
6P	19.80	24.27
7P	23.76	28.23
8P	27.72	32.19
9P	31.68	36.15
10P	35.64	40.11
11P	39.60	44.07
12P	43.56	48.03
13P	47.52	51.99
14P	51.48	55.95
15P	55.44	59.91
16P	59.40	63.87
17P	63.36	67.83
18P	67.32	71.79
19P	71.28	75.75
20P	75.24	79.71
21P	79.20	83.67
22P	83.16	87.63
23P	87.12	91.59
24P	91.08	95.55

Unit: mm

A3961H-XP-2

3.96mm pitch Housing

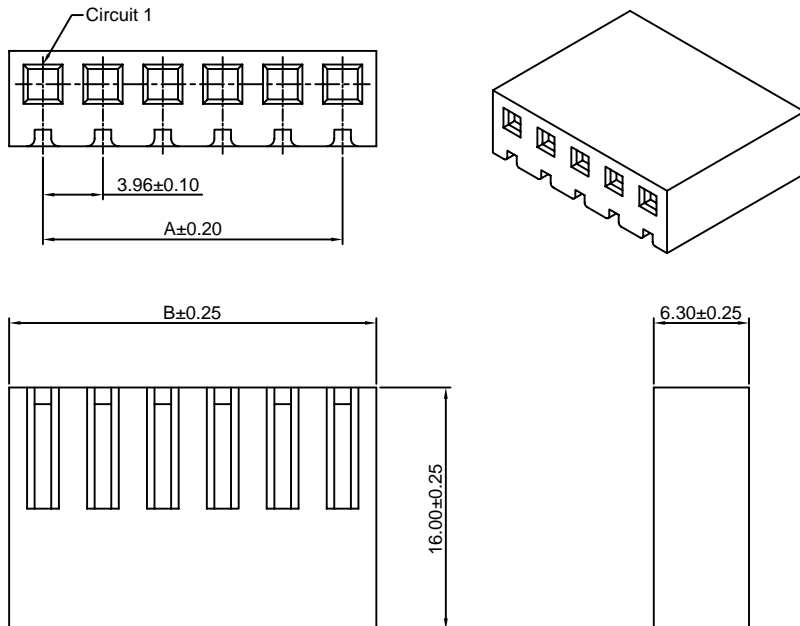
Reference Informations:

- *Material:Nylon 66,UL94V-2
- *Suitable CJT A3961-T(-1) series Terminal
- *Mates with CJT A3961WV,WR,WVA,WRA-XP(-A), A3961WV,WVA-XP-R(-A),A3961WVB-F,WRB-F-XP, A3961WVB,WRB,WVC,WRC-XP series Wafer
- *Color:Natural

Ordering Information:

- A3961H-XP-2 - ***
 1 2
- 1.Part No.
 - 2.Material:
 (blank):Nylon 66,UL94V-2
 V0:Nylon 66,UL94V-0
 GWT:Nylon 66,UL94V-0,GWT 750°C

Ordering Information & Dimensions:



PART NO.	Dimensions	
	A	B
2P	3.96	8.43
3P	7.92	12.39
4P	11.88	16.35
5P	15.84	20.31
6P	19.80	24.27
7P	23.76	28.23
8P	27.72	32.19
9P	31.68	36.15
10P	35.64	40.11
11P	39.60	44.07
12P	43.56	48.03
13P	47.52	51.99
14P	51.48	55.95
15P	55.44	59.91
16P	59.40	63.87
17P	63.36	67.83
18P	67.32	71.79
19P	71.28	75.75
20P	75.24	79.71
21P	79.20	83.67
22P	83.16	87.63
23P	87.12	91.59
24P	91.08	95.55

Unit: mm

A3961H-XP-3-V0

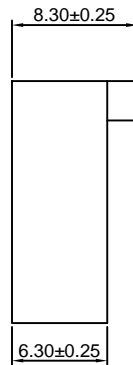
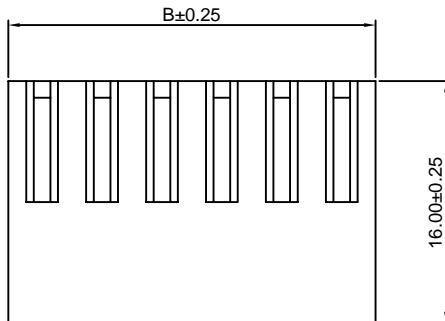
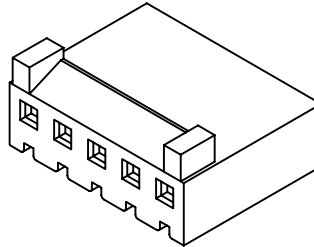
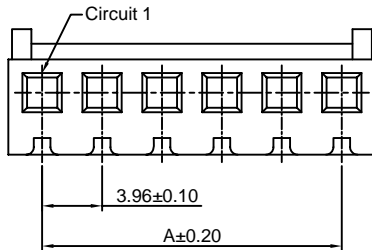
3.96mm pitch Housing

Reference Informations:

- *Material:Nylon 66,UL94V-0
- *Suitable CJT A3961-T(-1) series Terminal
- *Mates with CJT A3961WVA,WRA-XP(-A), A3961WVA-XP-R(-A),A3961WVB-F,WRB-F-XP, A3961WVB,WRB-XP,D3961WV,WR-XP series Wafer
- *Color:Natural

Ordering Information:

- A3961H-XP-3 - ***
 1 2
 1.Part No.
 2.Material:
 V0:Nylon 66,UL94V-0
 GWT:Nylon 66,UL94V-0,GWT 750°C



Ordering Information & Dimensions:

PART NO.	Dimensions	
	A	B
2P	3.96	8.43
3P	7.92	12.39
4P	11.88	16.35
5P	15.84	20.31
6P	19.80	24.27
7P	23.76	28.23
8P	27.72	32.19
9P	31.68	36.15
10P	35.64	40.11
11P	39.60	44.07
12P	43.56	48.03
13P	47.52	51.99
14P	51.48	55.95
15P	55.44	59.91
16P	59.40	63.87
17P	63.36	67.83
18P	67.32	71.79
19P	71.28	75.75
20P	75.24	79.71
21P	79.20	83.67
22P	83.16	87.63
23P	87.12	91.59
24P	91.08	95.55

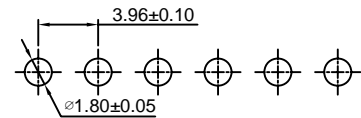
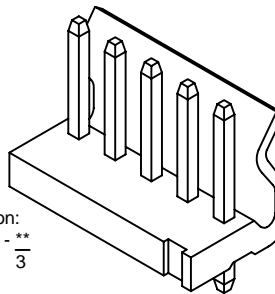
Unit: mm

A3961WV-XP

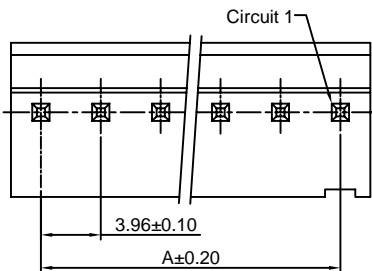
3.96mm pitch 180° Wafer

Reference Informations:

- *Material:Pin:Brass/Tin over Nickel
Insulator:Nylon 66,UL94V-2
- *Mates with CJT A3961H-XP(-2) or A3964H-XP, A3964H-XP-A,A3964H-XP-C series Housing
- *Color:Natural

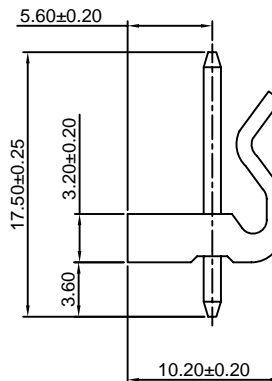
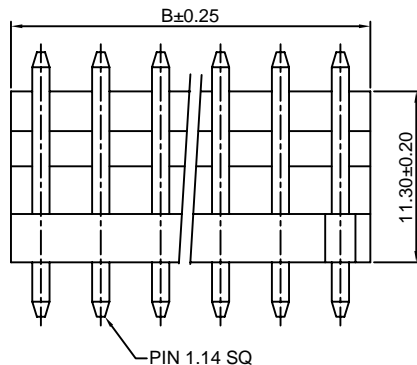


P.C.B LAYOUT



Ordering Information:

- A3961WV-XP - *** - **
 1 2 3
 1.Part No.
 2.Material:
 (blank):Nylon 66,UL94V-2
 V0:Nylon 66,UL94V-0
 GWT:Nylon 66,UL94V-0,GWT 750°C
 3.Finish:
 (blank):Tin over Nickel
 G:Gold over Nickel



Ordering Information & Dimensions:

PART NO.	Dimensions	
	A	B
2P	3.96	8.43
3P	7.92	12.39
4P	11.88	16.35
5P	15.84	20.31
6P	19.80	24.27
7P	23.76	28.23
8P	27.72	32.19
9P	31.68	36.15
10P	35.64	40.11
11P	39.60	44.07
12P	43.56	48.03
13P	47.52	51.99
14P	51.48	55.95
15P	55.44	59.91
16P	59.40	63.87
17P	63.36	67.83
18P	67.32	71.79
19P	71.28	75.75
20P	75.24	79.71
21P	79.20	83.67
22P	83.16	87.63
23P	87.12	91.59
24P	91.08	95.55

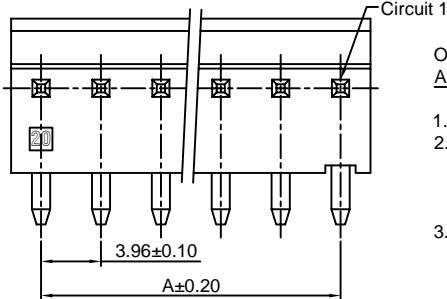
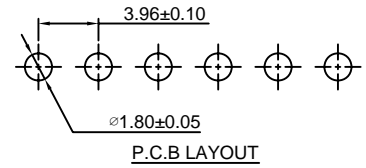
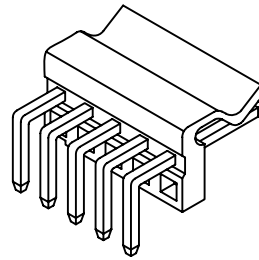
Unit: mm

A3961WR-XP

3.96mm pitch 90° Wafer

Reference Informations:

- *Material: Pin: Brass/Tin over Nickel
Insulator: Nylon 66, UL94V-2
- *Mates with CJT A3961H-XP(-2) or A3964H-XP, A3964H-XP-A, A3964H-XP-C series Housing
- *Color: Natural



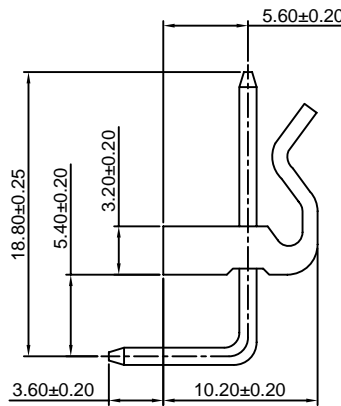
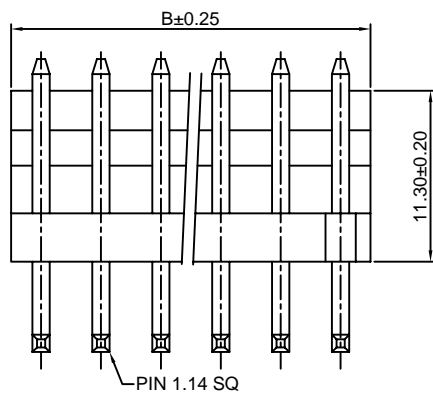
Ordering Information:
A3961WR-XP - *** - **

1. Part No.
2. Material:
(blank): Nylon 66, UL94V-2
V0: Nylon 66, UL94V-0
GWT: Nylon 66, UL94V-0, GWT 750°C
3. Finish:
(blank): Tin over Nickel
G: Gold over Nickel

Ordering Information & Dimensions:

PART NO.	Dimensions	
	A	B
2P	3.96	7.92
3P	7.92	11.88
4P	11.88	15.84
5P	15.84	19.80
6P	19.80	23.76
7P	23.76	27.72
8P	27.72	31.68
9P	31.68	35.64
10P	35.64	39.60
11P	39.60	43.56
12P	43.56	47.52
13P	47.52	51.48
14P	51.48	55.44
15P	55.44	59.40
16P	59.40	63.36
17P	63.36	67.32
18P	67.32	71.28
19P	71.28	75.24
20P	75.24	79.20
21P	79.20	83.16
22P	83.16	87.12
23P	87.12	91.08
24P	91.08	95.04

Unit: mm

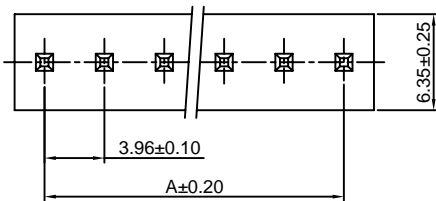
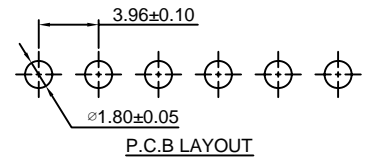
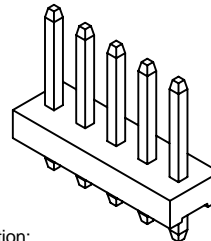


A3961WVA-XP

3.96mm pitch 180° Wafer

Reference Informations:

- *Material: Pin: Brass/Tin over Nickel
Insulator: Nylon 66, UL94V-2
- *Mates with CJT A3961H-XP(-2/-3) or A3964H-XP, A3964H-XP-A, A3964H-XP-B, A3964H-XP-C series Housing
- *Color: Natural



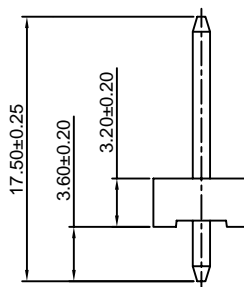
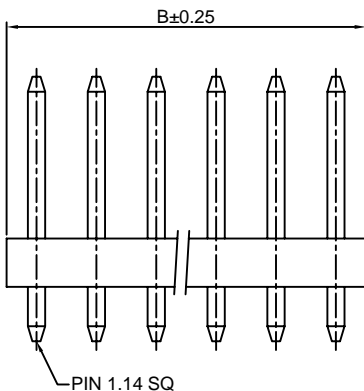
Ordering Information:
A3961WVA-XP - *** - **

1. Part No.
2. Material:
(blank): Nylon 66, UL94V-2
V0: Nylon 66, UL94V-0
GWT: Nylon 66, UL94V-0, GWT 750°C
3. Finish:
(blank): Tin over Nickel
G: Gold over Nickel

Ordering Information & Dimensions:

PART NO.	Dimensions	
	A	B
2P	3.96	7.92
3P	7.92	11.88
4P	11.88	15.84
5P	15.84	19.80
6P	19.80	23.76
7P	23.76	27.72
8P	27.72	31.68
9P	31.68	35.64
10P	35.64	39.60
11P	39.60	43.56
12P	43.56	47.52
13P	47.52	51.48
14P	51.48	55.44
15P	55.44	59.40
16P	59.40	63.36
17P	63.36	67.32
18P	67.32	71.28
19P	71.28	75.24
20P	75.24	79.20
21P	79.20	83.16
22P	83.16	87.12
23P	87.12	91.08
24P	91.08	95.04

Unit: mm



A3961WRA-XP

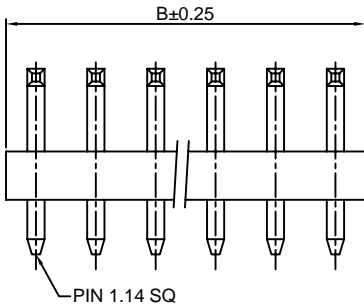
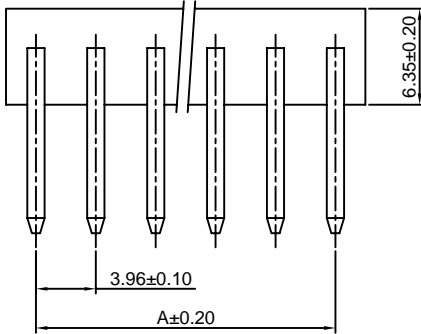
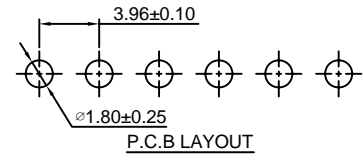
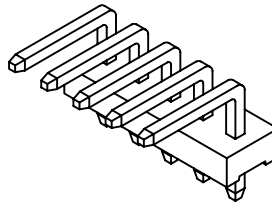
3.96mm pitch 90° Wafer

Reference Informations:

*Material:Pin:Brass/Tin over Nickel
Insulator:Nylon 66,UL94V-2

*Mates with CJT A3961H-XP(-2/-3) or A3964H-XP, A3964H-XP-A,A3964H-XP-B,A3964H-XP-C series Housing

*Color:Natural



Ordering Information:

A3961WRA-XP - *** - **
1 2 3

1.Part No.

2.Material:

(blank):Nylon 66,UL94V-2

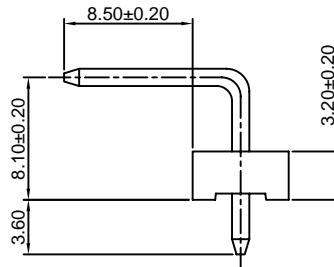
V0:Nylon 66,UL94V-0

GWT:Nylon 66,UL94V-0,GWT 750°C

3.Finish:

(blank):Tin over Nickel

G:Gold over Nickel



Ordering Information & Dimensions:

PART NO.	Dimensions	
	A	B
2P	3.96	7.92
3P	7.92	11.88
4P	11.88	15.84
5P	15.84	19.80
6P	19.80	23.76
7P	23.76	27.72
8P	27.72	31.68
9P	31.68	35.64
10P	35.64	39.60
11P	39.60	43.56
12P	43.56	47.52
13P	47.52	51.48
14P	51.48	55.44
15P	55.44	59.40
16P	59.40	63.36
17P	63.36	67.32
18P	67.32	71.28
19P	71.28	75.24
20P	75.24	79.20
21P	79.20	83.16
22P	83.16	87.12
23P	87.12	91.08
24P	91.08	95.04

Unit: mm

A3961WV-XP-R

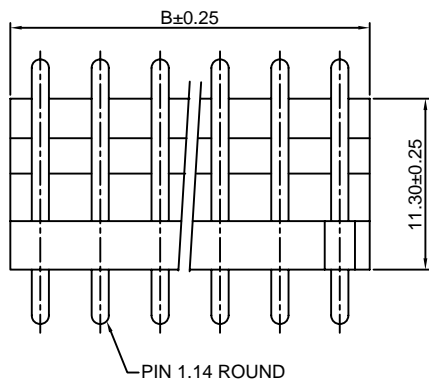
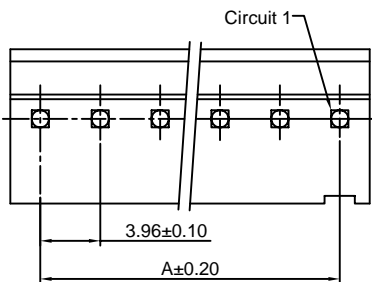
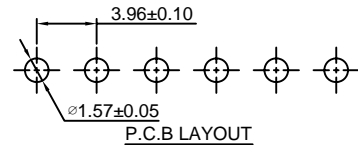
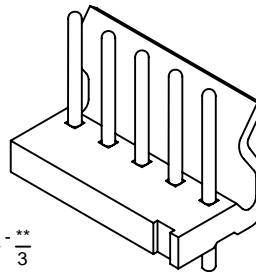
3.96mm pitch 180° Wafer, Round PIN

Reference Informations:

*Material:Pin:Brass/Tin over Nickel
Insulator:Nylon 66,UL94V-2

*Mates with CJT A3961H-XP(-2) or A3964H-XP, A3964H-XP-A,A3964H-XP-C series Housing

*Color:Natural



Ordering Information:

A3961WV-XP-R - *** - **
1 2 3

1.Part No.

2.Material:

(blank):Nylon 66,UL94V-2

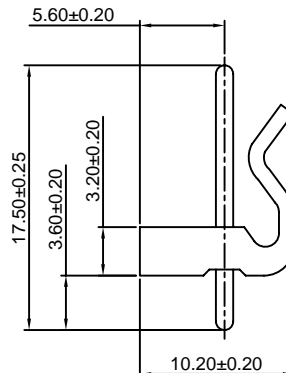
V0:Nylon 66,UL94V-0

GWT:Nylon 66,UL94V-0,GWT 750°C

3.Finish:

(blank):Tin over Nickel

G:Gold over Nickel



Ordering Information & Dimensions:

PART NO.	Dimensions	
	A	B
2P	3.96	7.92
3P	7.92	11.88
4P	11.88	15.84
5P	15.84	19.80
6P	19.80	23.76
7P	23.76	27.72
8P	27.72	31.68
9P	31.68	35.64
10P	35.64	39.60
11P	39.60	43.56
12P	43.56	47.52
13P	47.52	51.48
14P	51.48	55.44
15P	55.44	59.40
16P	59.40	63.36
17P	63.36	67.32
18P	67.32	71.28
19P	71.28	75.24
20P	75.24	79.20
21P	79.20	83.16
22P	83.16	87.12
23P	87.12	91.08
24P	91.08	95.04

Unit: mm

A3961WVA-XP-R

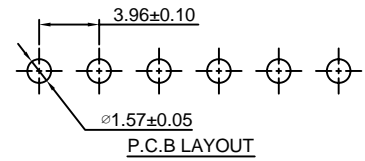
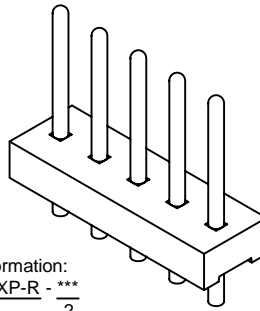
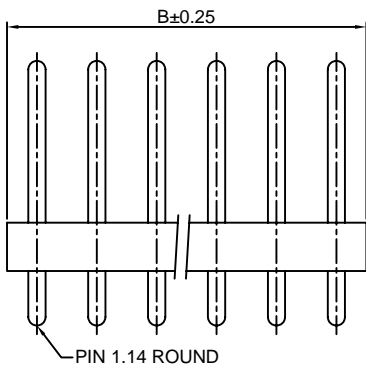
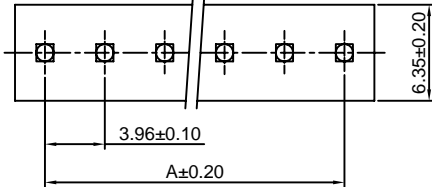
3.96mm pitch 180° Wafer, Round PIN

Reference Informations:

*Material:Pin:Brass/Tin over Nickel
Insulator:Nylon 66,UL94V-2

*Mates with CJT A3961H-XP(-2/-3) or A3964H-XP, A3964H-XP-A,A3964H-XP-B,A3964H-XP-C series Housing

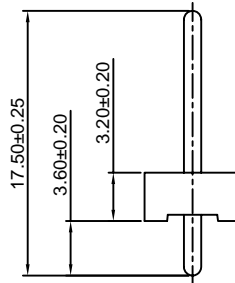
*Color:Natural



Ordering Information:

A3961WVA-XP-R - ***
1 2

- Part No.
- Material:
(blank):Nylon 66,UL94V-2
V0:Nylon 66,UL94V-0
GWT:Nylon 66,UL94V-0,GWT 750°C
- Finish:
(blank):Tin over Nickel
G:Gold over Nickel



Ordering Information & Dimensions:

PART NO.	Dimensions	
	A	B
2P	3.96	7.92
3P	7.92	11.88
4P	11.88	15.84
5P	15.84	19.80
6P	19.80	23.76
7P	23.76	27.72
8P	27.72	31.68
9P	31.68	35.64
10P	35.64	39.60
11P	39.60	43.56
12P	43.56	47.52
13P	47.52	51.48
14P	51.48	55.44
15P	55.44	59.40
16P	59.40	63.36
17P	63.36	67.32
18P	67.32	71.28
19P	71.28	75.24
20P	75.24	79.20
21P	79.20	83.16
22P	83.16	87.12
23P	87.12	91.08
24P	91.08	95.04

Unit: mm

A3961WV-XP-A

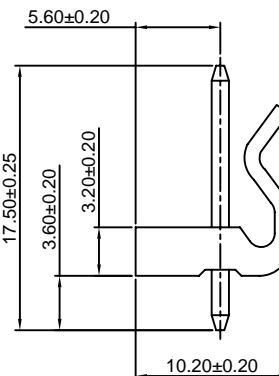
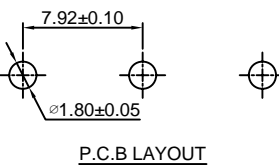
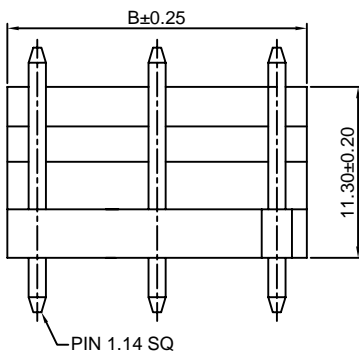
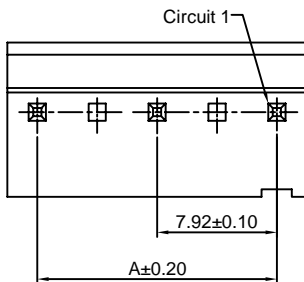
7.92mm pitch 180° Wafer

Reference Informations:

*Material:Pin:Brass/Tin over Nickel
Insulator:Nylon 66,UL94V-2

*Mates with CJT A3961H-XP(-2) or A3964H-XP, A3964H-XP-A,A3964H-XP-C series Housing

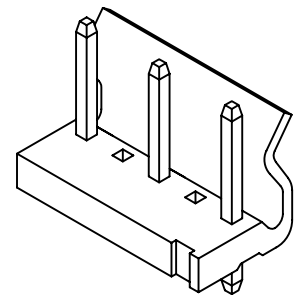
*Color:Natural



Ordering Information:

A3961WV-XP-A - *** - **
1 2 3

- Part No.
- Material:
(blank):Nylon 66,UL94V-2
V0:Nylon 66,UL94V-0
GWT:Nylon 66,UL94V-0,GWT 750°C
- Finish:
(blank):Tin over Nickel
G:Gold over Nickel



Ordering Information & Dimensions:

PART NO.	Dimensions	
	A	B
3P	7.92	11.88
5P	15.84	19.80
7P	23.76	27.72
9P	31.68	35.64
11P	39.60	43.56
13P	47.52	51.48
15P	55.44	59.40
17P	63.36	67.32
19P	71.28	75.24

Unit: mm

A3961WR-XP-A

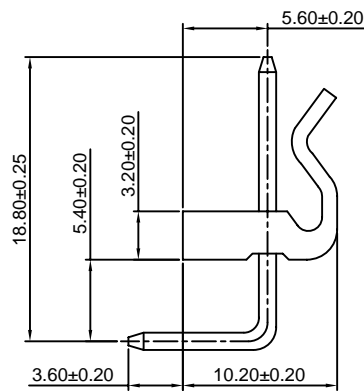
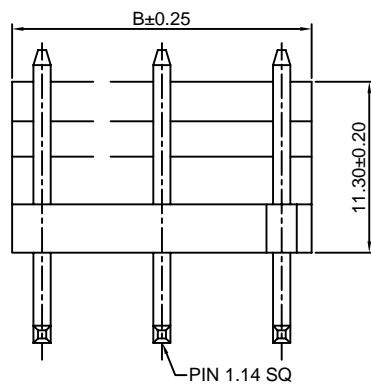
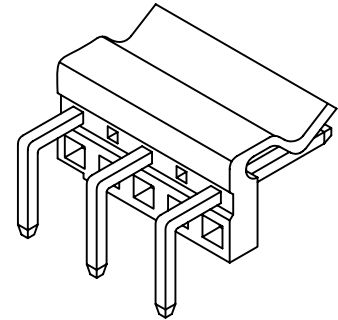
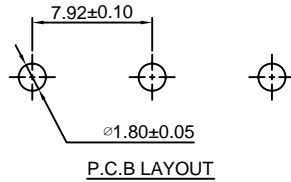
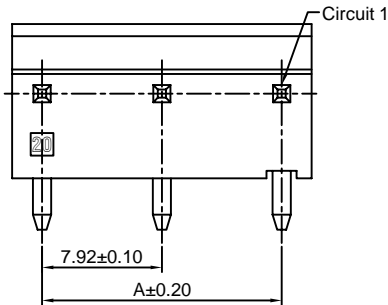
7.92mm pitch 90° Wafer

Reference Informations:

- *Material: Pin: Brass/Tin over Nickel
Insulator: Nylon 66, UL94V-2
- *Mates with CJT A3961H-XP(-2) or A3964H-XP, A3964H-XP-A, A3964H-XP-C series Housing
- *Color: Natural

Ordering Information:

- A3961WR-XP-A - *** - **
 $\frac{1}{2} \frac{3}{3}$
1. Part No.
 2. Material:
(blank): Nylon 66, UL94V-2
V0: Nylon 66, UL94V-0
GWT: Nylon 66, UL94V-0, GWT 750°C
 3. Finish:
(blank): Tin over Nickel
G: Gold over Nickel



Ordering Information & Dimensions:

PART NO.	Dimensions	
	A	B
3P	7.92	11.88
5P	15.84	19.80
7P	23.76	27.72
9P	31.68	35.64
11P	39.60	43.56
13P	47.52	51.48
15P	55.44	59.40
17P	63.36	67.32
19P	71.28	75.24

Unit: mm

A3961WVA-XP-A

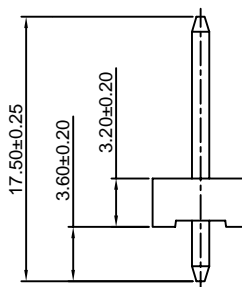
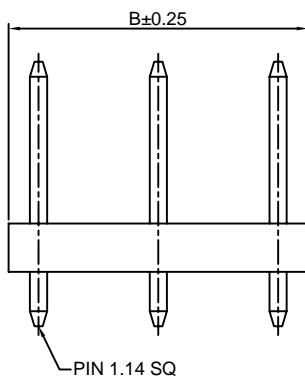
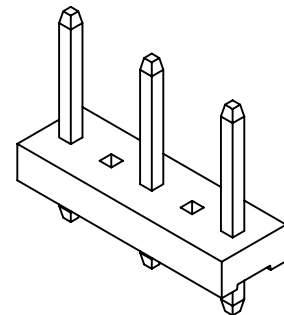
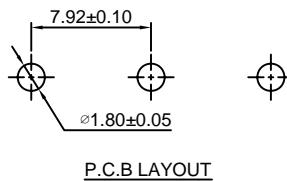
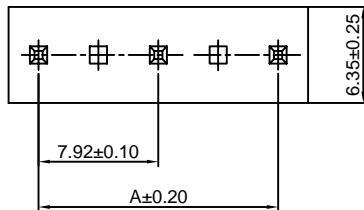
7.92mm pitch 180° Wafer

Reference Informations:

- *Material: Pin: Brass/Tin over Nickel
Insulator: Nylon 66, UL94V-2
- *Mates with CJT A3961H-XP(-2/-3) or A3964H-XP, A3964H-XP-A, A3964H-XP-B, A3964H-XP-C series Housing
- *Color: Natural

Ordering Information:

- A3961WVA-XP-A - *** - **
 $\frac{1}{2} \frac{3}{3}$
1. Part No.
 2. Material:
(blank): Nylon 66, UL94V-2
V0: Nylon 66, UL94V-0
GWT: Nylon 66, UL94V-0, GWT 750°C
 3. Finish:
(blank): Tin over Nickel
G: Gold over Nickel



Ordering Information & Dimensions:

PART NO.	Dimensions	
	A	B
3P	7.92	11.88
5P	15.84	19.80
7P	23.76	27.72
9P	31.68	35.64
11P	39.60	43.56
13P	47.52	51.48
15P	55.44	59.40
17P	63.36	67.32
19P	71.28	75.24

Unit: mm

A3961WRA-XP-A

7.92mm pitch 90° Wafer

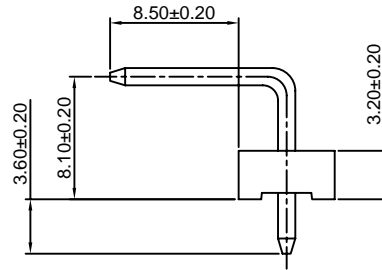
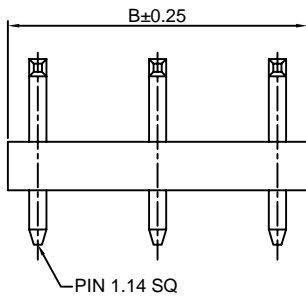
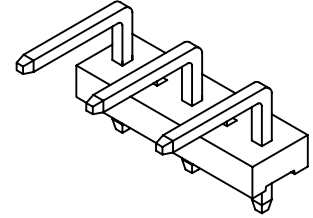
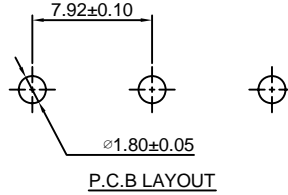
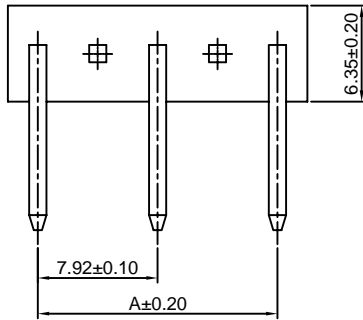
Reference Informations:

- *Material:Pin:Brass/Tin over Nickel
Insulator:Nylon 66,UL94V-2
- *Mates with CJT A3961H-XP(-2/-3) or A3964H-XP, A3964H-XP-A,A3964H-XP-B,A3964H-XP-C series Housing
- *Color:Natural

Ordering Information:

A3961WRA-XP-A - *** - **
1 2 3

- 1.Part No.
- 2.Material:
(blank):Nylon 66,UL94V-2
V0:Nylon 66,UL94V-0
GWT:Nylon 66,UL94V-0,GWT 750°C
- 3.Finish:
(blank):Tin over Nickel
G:Gold over Nickel



Ordering Information & Dimensions:

PART NO.	Dimensions	
	A	B
3P	7.92	11.88
5P	15.84	19.80
7P	23.76	27.72
9P	31.68	35.64
11P	39.60	43.56
13P	47.52	51.48
15P	55.44	59.40
17P	63.36	67.32
19P	71.28	75.24

Unit: mm

A3961WV-XP-R-A

7.92mm pitch 180° Wafer

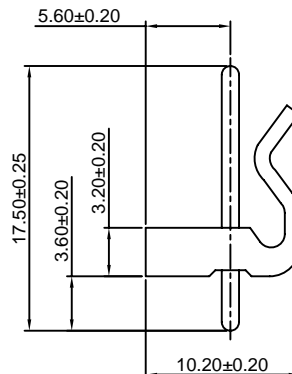
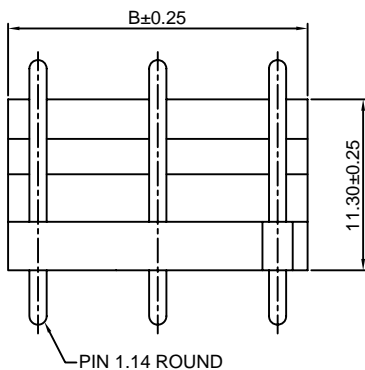
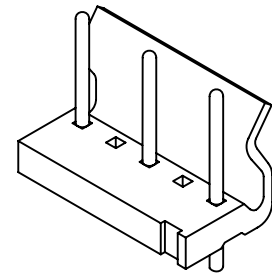
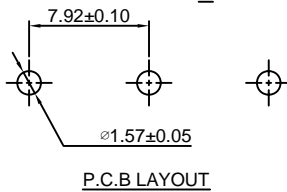
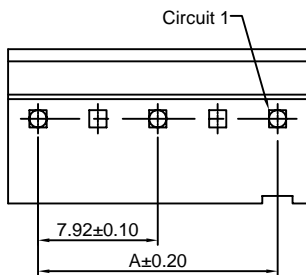
Reference Informations:

- *Material:Pin:Brass/Tin over Nickel
Insulator:Nylon 66,UL94V-2
- *Mates with CJT A3961H-XP(-2) or A3964H-XP, A3964H-XP-A,A3964H-XP-C series Housing
- *Color:Natural

Ordering Information:

A3961WV-XP-R-A - *** - **
1 2 3

- 1.Part No.
- 2.Material:
(blank):Nylon 66,UL94V-2
V0:Nylon 66,UL94V-0
GWT:Nylon 66,UL94V-0,GWT 750°C
- 3.Finish:
(blank):Tin over Nickel
G:Gold over Nickel



Ordering Information & Dimensions:

PART NO.	Dimensions	
	A	B
3P	7.92	11.88
5P	15.84	19.80
7P	23.76	27.72
9P	31.68	35.64
11P	39.60	43.56
13P	47.52	51.48
15P	55.44	59.40
17P	63.36	67.32
19P	71.28	75.24

Unit: mm

A3961WVA-XP-R-A

7.92mm pitch 180° Wafer

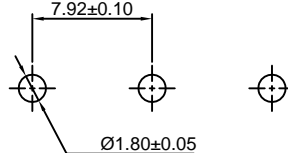
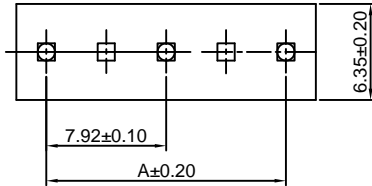
Reference Informations:

- *Material:Pin:Brass/Tin over Nickel
Insulator:Nylon 66,UL94V-2
- *Mates with CJT A3961H-XP-2 or A3964H-XP, A3964H-XP-A,A3964H-XP-C series Housing
- *Color:Natural

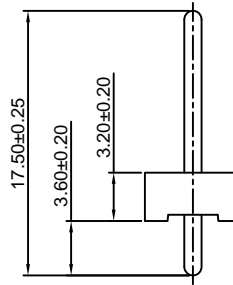
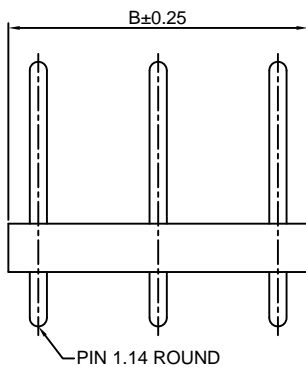
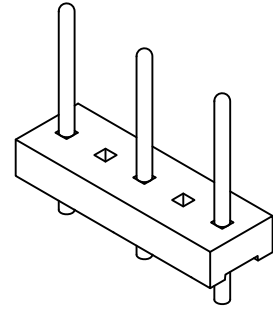
Ordering Information:

A3961WVA-XP-R-A - *** - **
1 2 3

- 1.Part No.
- 2.Material:
(blank):Nylon 66,UL94V-2
V0:Nylon 66,UL94V-0
GWT:Nylon 66,UL94V-0,GWT 750°C
- 3.Finish:
(blank):Tin over Nickel
G:Gold over Nickel



P.C.B LAYOUT



Ordering Information & Dimensions:

PART NO.	Dimensions	
	A	B
3P	7.92	11.88
5P	15.84	19.80
7P	23.76	27.72
9P	31.68	35.64
11P	39.60	43.56
13P	47.52	51.48
15P	55.44	59.40
17P	63.36	67.32
19P	71.28	75.24

Unit: mm

A3961WVB-XP

3.96mm pitch 180° Wafer

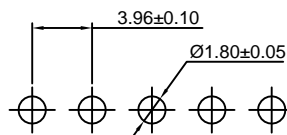
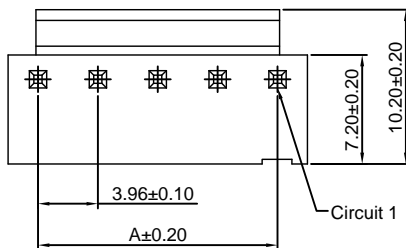
Reference Informations:

- *Material:Pin:Brass/Tin over Nickel
Insulator:Nylon 66,UL94V-0
- *Mates with CJT A3961H-XP(-2/-3) or A3964H-XP, A3964H-XP-A,A3964H-XP-B,A3964H-XP-C series Housing
- *Color:White

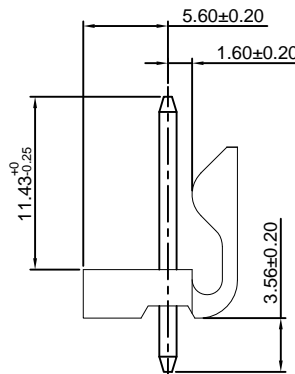
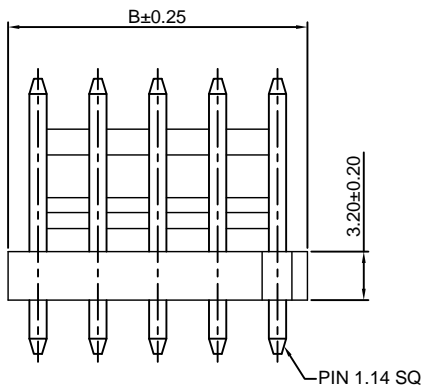
Ordering Information:

A3961WVB-XP - *** - **
1 2 3

- 1.Part No.
- 2.Material:
(blank):Nylon 66,UL94V-0
GWT:Nylon 66,UL94V-0,GWT 750°C
- 3.Finish:
(blank):Tin over Nickel
G:Gold over Nickel



P.C.B LAYOUT



Ordering Information & Dimensions:

PART NO.	Dimensions	
	A	B
2P	3.96	7.92
3P	7.92	11.88
4P	11.88	15.84
5P	15.84	19.80
6P	19.80	23.76
7P	23.76	27.72
8P	27.72	31.68
9P	31.68	35.64
10P	35.64	39.60
11P	39.60	43.56
12P	43.56	47.52
13P	47.52	51.48
14P	51.48	55.44
15P	55.44	59.40
16P	59.40	63.36
17P	63.36	67.32
18P	67.32	71.28
19P	71.28	75.24
20P	75.24	79.20

Unit: mm

A3961WVB-F-XP

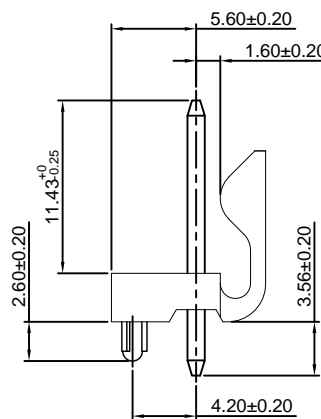
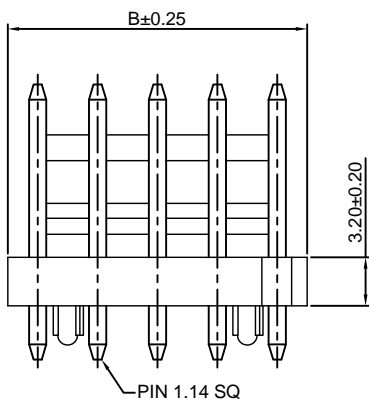
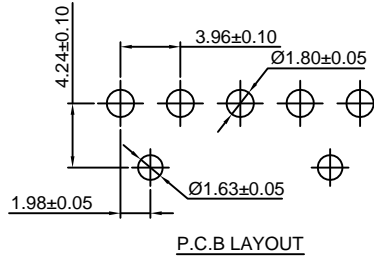
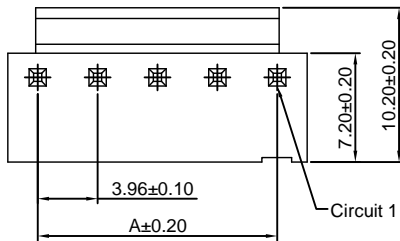
3.96mm pitch 180° Wafer

Reference Informations:

- *Material: Pin: Brass/Tin over Nickel
Insulator: Nylon 66, UL94V-0
- *Mates with CJT A3961H-XP(-2/-3) or A3964H-XP, A3964H-XP-A, A3964H-XP-B, A3964H-XP-C series Housing
- *Color: White

Ordering Information:

- A3961WVB-F-XP - *** - **
- | | | |
|---|---|---|
| 1 | 2 | 3 |
|---|---|---|
- Part No.
 - Material:
(blank): Nylon 66, UL94V-0
GWT: Nylon 66, UL94V-0, GWT 750°C
 - Finish:
(blank): Tin over Nickel
G: Gold over Nickel



Ordering Information & Dimensions:

PART NO.	Dimensions	
	A	B
2P	3.96	7.92
3P	7.92	11.88
4P	11.88	15.84
5P	15.84	19.80
6P	19.80	23.76
7P	23.76	27.72
8P	27.72	31.68
9P	31.68	35.64
10P	35.64	39.60
11P	39.60	43.56
12P	43.56	47.52
13P	47.52	51.48
14P	51.48	55.44
15P	55.44	59.40
16P	59.40	63.36
17P	63.36	67.32
18P	67.32	71.28
19P	71.28	75.24
20P	75.24	79.20

Unit: mm

A3961WRB-XP

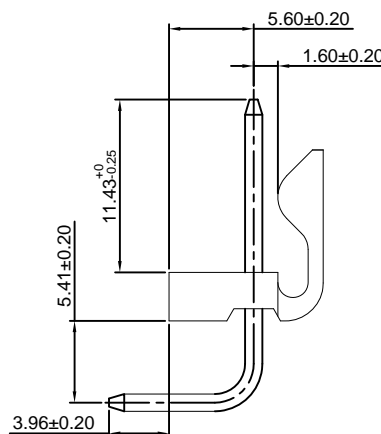
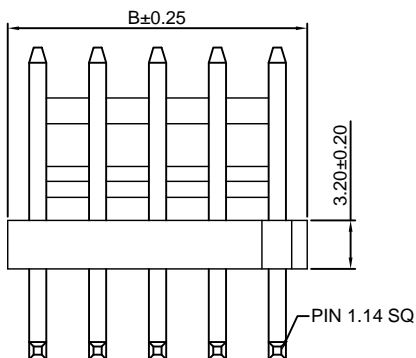
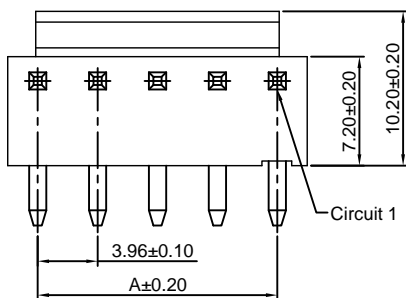
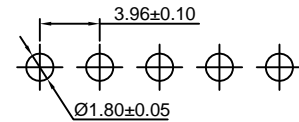
3.96mm pitch 90° Wafer

Reference Informations:

- *Material: Pin: Brass/Tin over Nickel
Insulator: Nylon 66, UL94V-0
- *Mates with CJT A3961H-XP(-2/-3) or A3964H-XP, A3964H-XP-A, A3964H-XP-B, A3964H-XP-C series Housing
- *Color: White

Ordering Information:

- A3961WRB-XP - *** - ** - **
- | | | | |
|---|---|---|---|
| 1 | 2 | 3 | 4 |
|---|---|---|---|
- Part No.
 - Material:
(blank): Nylon 66, UL94V-0
GWT: Nylon 66, UL94V-0, GWT 750°C
 - Color:
(blank): White
BK: Black
 - Finish:
(blank): Tin over Nickel
G: Gold over Nickel



Ordering Information & Dimensions:

PART NO.	Dimensions	
	A	B
2P	3.96	7.92
3P	7.92	11.88
4P	11.88	15.84
5P	15.84	19.80
6P	19.80	23.76
7P	23.76	27.72
8P	27.72	31.68
9P	31.68	35.64
10P	35.64	39.60
11P	39.60	43.56
12P	43.56	47.52
13P	47.52	51.48
14P	51.48	55.44
15P	55.44	59.40
16P	59.40	63.36
17P	63.36	67.32
18P	67.32	71.28
19P	71.28	75.24
20P	75.24	79.20
21P	79.20	83.16
22P	83.16	87.12
23P	87.12	91.08
24P	91.08	95.04

Unit: mm

A3961WRB-F-XP

3.96mm pitch 90° Wafer

Reference Informations:

*Material:Pin:Brass/Tin over Nickel
Insulator:Nylon 66,UL94V-0

*Mates with CJT A3961H-XP(-2/-3) or A3964H-XP, A3964H-XP-A,A3964H-XP-B,A3964H-XP-C series Housing

*Color:White

Ordering Information:

A3961WRB-F-XP - *** - **
1 2 3

1.Part No.

2.Material:

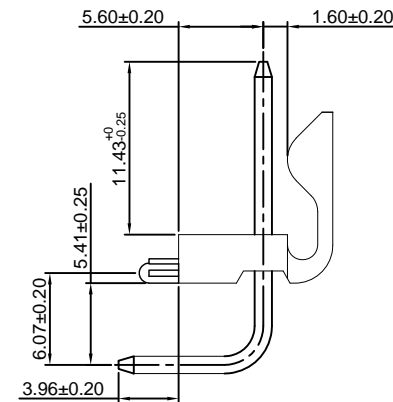
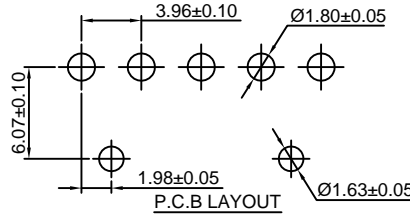
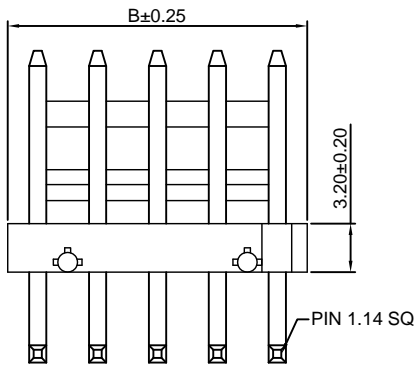
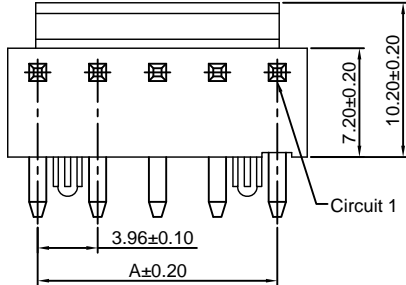
(blank):Nylon 66,UL94V-0

GWT:Nylon 66,UL94V-0,GWT 750°C

3.Finish:

(blank):Tin over Nickel

G:Gold over Nickel



Ordering Information & Dimensions:

PART NO.	Dimensions	
	A	B
2P	3.96	7.92
3P	7.92	11.88
4P	11.88	15.84
5P	15.84	19.80
6P	19.80	23.76
7P	23.76	27.72
8P	27.72	31.68
9P	31.68	35.64
10P	35.64	39.60
11P	39.60	43.56
12P	43.56	47.52
13P	47.52	51.48
14P	51.48	55.44
15P	55.44	59.40
16P	59.40	63.36
17P	63.36	67.32
18P	67.32	71.28
19P	71.28	75.24
20P	75.24	79.20
21P	79.20	83.16
22P	83.16	87.12
23P	87.12	91.08
24P	91.08	95.04

Unit: mm

A3961WRB-F-L-XP

3.96mm pitch 90° Wafer

Reference Informations:

*Material:Pin:Brass/Tin over Nickel
Insulator:Nylon 66,UL94V-0

*Mates with CJT A3961H-XP(-2/-3) or A3964H-XP, A3964H-XP-A,A3964H-XP-B,A3964H-XP-C series Housing

*Color:White

Ordering Information:

A3961WRB-F-L-XP - *** - **
1 2 3

1.Part No.

2.Material:

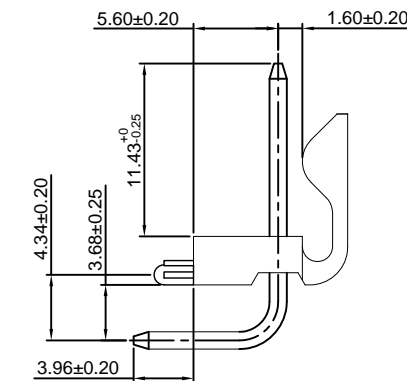
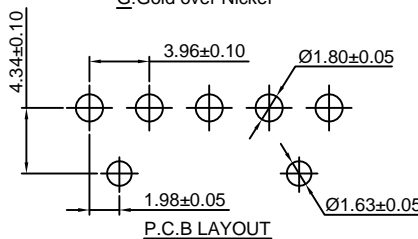
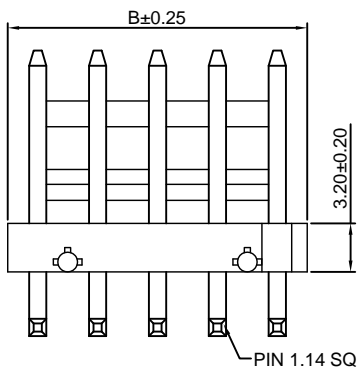
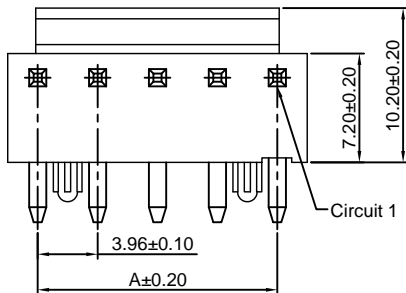
(blank):Nylon 66,UL94V-0

GWT:Nylon 66,UL94V-0,GWT 750°C

3.Finish:

(blank):Tin over Nickel

G:Gold over Nickel



Ordering Information & Dimensions:

PART NO.	Dimensions	
	A	B
2P	3.96	7.92
3P	7.92	11.88
4P	11.88	15.84
5P	15.84	19.80
6P	19.80	23.76
7P	23.76	27.72
8P	27.72	31.68
9P	31.68	35.64
10P	35.64	39.60
11P	39.60	43.56
12P	43.56	47.52
13P	47.52	51.48
14P	51.48	55.44
15P	55.44	59.40
16P	59.40	63.36
17P	63.36	67.32
18P	67.32	71.28
19P	71.28	75.24
20P	75.24	79.20
21P	79.20	83.16
22P	83.16	87.12
23P	87.12	91.08
24P	91.08	95.04

Unit: mm

A3961WVC-XP

3.96mm pitch 180° Wafer

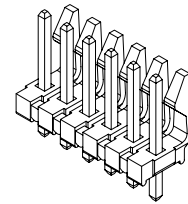
Reference Informations:

- *Material:Pin:Brass/Tin over Nickel
Insulator:Nylon 66,UL94V-0
- *Mates with CJT A3961H-XP(-2) or A3964H-XP, A3964H-XP-A,A3964H-XP-C series Housing
- *Color:Black

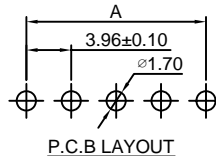
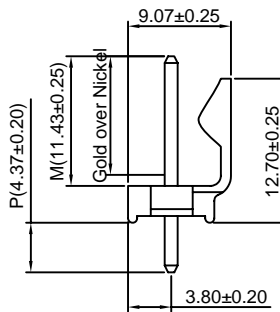
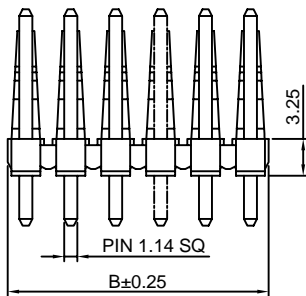
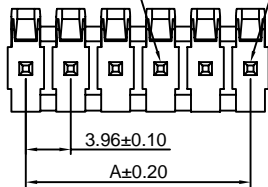
Ordering Information:

A3961WVC-XP - *** - *** - ***
1 2 3 4

- Part No.
- Material:
(blank):Nylon 66,UL94V-0
V2:Nylon 66,UL94V-2
GWT:Nylon 66,UL94V-0,GWT 750°C
- Finish
(blank):Tin over Nickel
G:Gold over Nickel (1u")
G15:Gold over Nickel(15u")
G20:Gold over Nickel(20u")
G30:Gold over Nickel(30u")
- Size(P, M):See ①



Optional Voided CKT Circuit 1



Note: ①

PART NO.	P(mm)	M(mm)	PART NO.	P(mm)	M(mm)
P44M114	4.37	11.43	P115M114	11.53	11.43
P32M114	3.18	11.43	P32M133	3.18	13.28
P25M133	2.51	13.28	P74M114	7.42	11.43
P44M122	4.37	12.19	P123M122	12.34	12.19

Ordering Information & Dimensions:

PART NO.	Dimensions	
	A	B
2P	3.96	7.16
3P	7.92	11.12
4P	11.88	15.08
5P	15.84	19.04
6P	19.80	23.00
7P	23.76	26.96
8P	27.72	30.92
9P	31.68	34.88
10P	35.64	38.84
11P	39.60	42.80
12P	43.56	46.76
13P	47.52	50.72
14P	51.48	54.68
15P	55.44	58.64
16P	59.40	62.60
17P	63.36	66.56
18P	67.32	70.52
19P	71.28	74.48
20P	75.24	78.44
21P	79.20	82.40
22P	83.16	86.36
23P	87.12	90.32
24P	91.08	94.28

Unit: mm

A3961WRC-XP

3.96mm pitch 90° Wafer

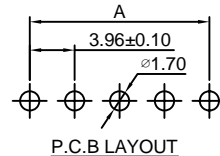
Reference Informations:

- *Material:Pin:Brass/Tin over Nickel
Insulator:Nylon 66,UL94V-0
- *Mates with CJT A3961H-XP(-2) or A3964H-XP, A3964H-XP-A,A3964H-XP-C series Housing
- *Color:Black

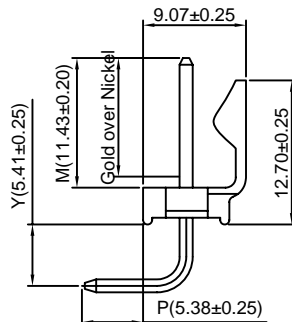
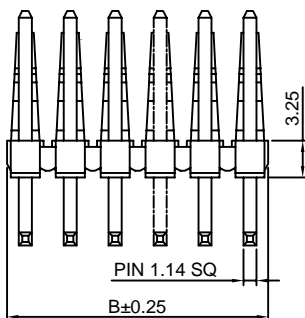
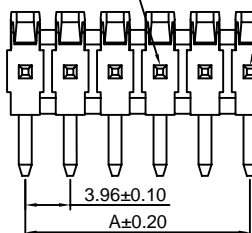
Ordering Information:

A3961WRC-XP - *** - *** - ***
1 2 3 4

- Part No.
- Material:
(blank):Nylon 66,UL94V-0
V2:Nylon 66,UL94V-2
GWT:Nylon 66,UL94V-0,GWT 750°C
- Finish
(blank):Tin over Nickel
G:Gold over Nickel (1u")
G15:Gold over Nickel(15u")
G20:Gold over Nickel(20u")
G30:Gold over Nickel(30u")
- Size(P, M, Y):See ①



Optional Voided CKT Circuit 1



Note: ①

PART NO.	P(mm)	M(mm)	Y(mm)	PART NO.	P(mm)	M(mm)	Y(mm)
P54M114Y54	5.38	11.43	5.41	P35M114Y56	3.45	11.43	5.61
P35M133Y54	3.45	13.28	5.41	P35M114Y54	3.45	11.43	5.41
P54M133Y55	5.38	13.28	5.51	P47M114Y54	4.69	11.43	5.41
P150M127Y54	15.04	12.67	5.41				

Ordering Information & Dimensions:

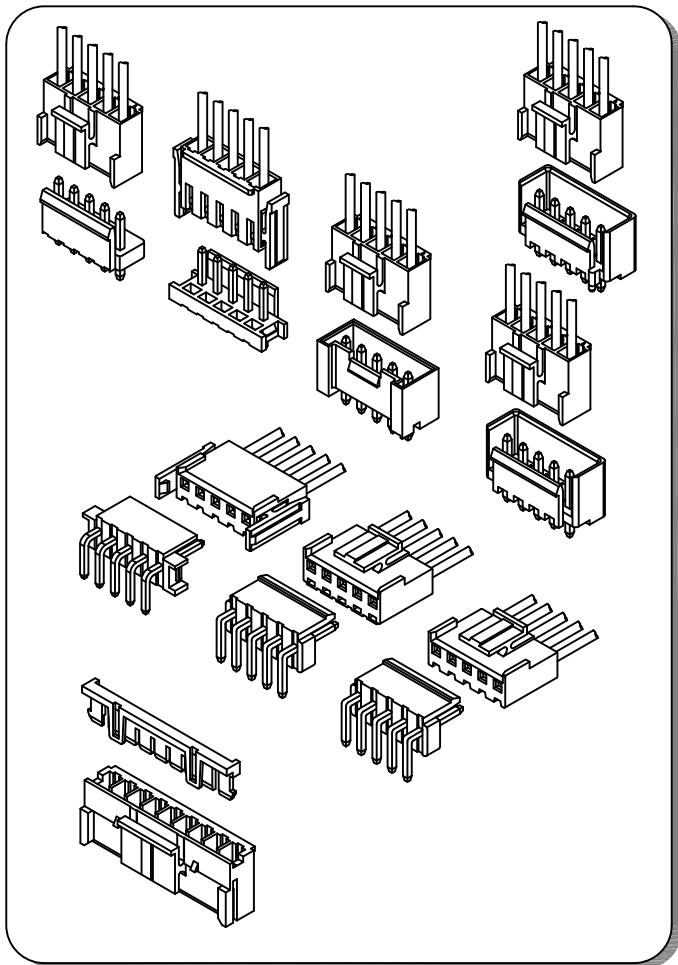
PART NO.	Dimensions	
	A	B
2P	3.96	7.16
3P	7.92	11.12
4P	11.88	15.08
5P	15.84	19.04
6P	19.80	23.00
7P	23.76	26.96
8P	27.72	30.92
9P	31.68	34.88
10P	35.64	38.84
11P	39.60	42.80
12P	43.56	46.76
13P	47.52	50.72
14P	51.48	54.68
15P	55.44	58.64
16P	59.40	62.60
17P	63.36	66.56
18P	67.32	70.52
19P	71.28	74.48
20P	75.24	78.44
21P	79.20	82.40
22P	83.16	86.36
23P	87.12	90.32
24P	91.08	94.28

Unit: mm

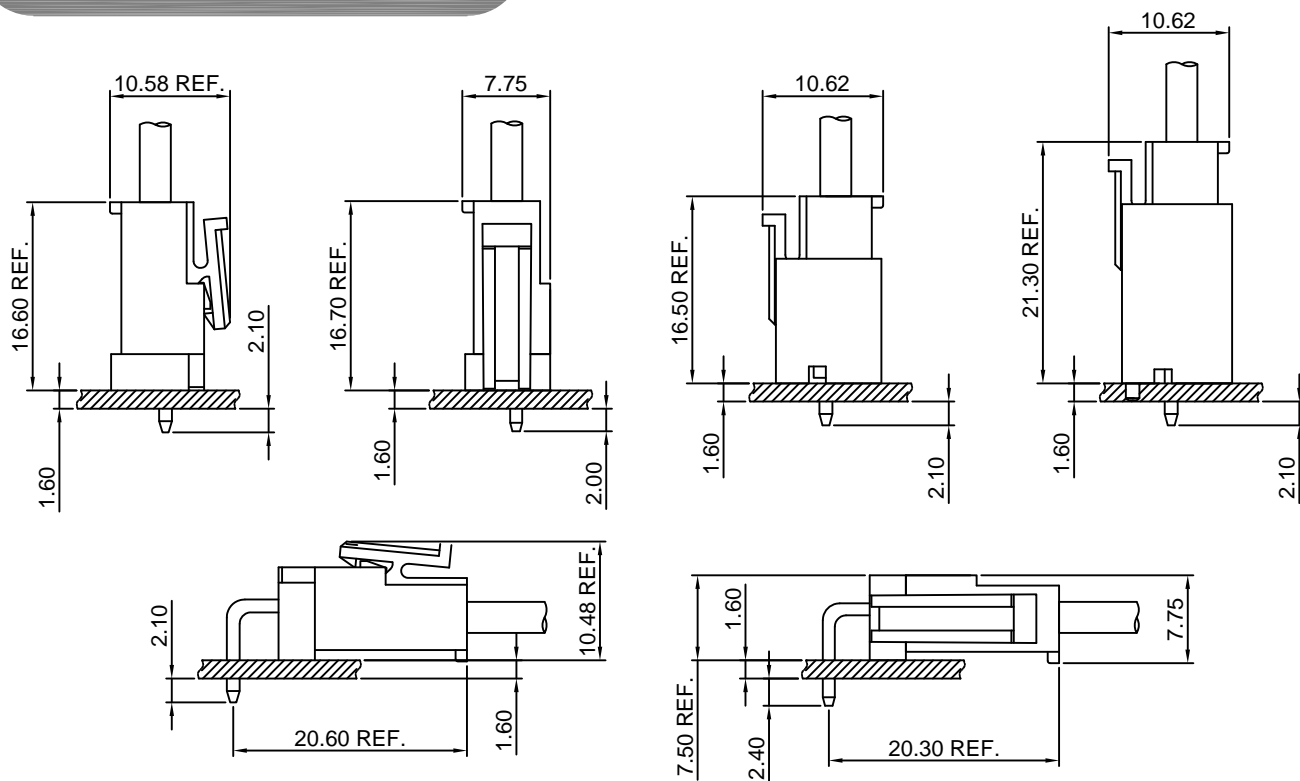
Specifications

- Current rating:10A AC,DC(AWG #16)
- Voltage rating:250V AC,DC
- Temperature range:-40°C~+105°C
- Contact resistance:10mΩMax.
- Insulation resistance:1000MΩMin.
- Withstanding voltage:1500V AC/minute
- *Compliant with RoHS and REACH*
- *Meet the HF/Halogen Free,GWT/Glow wire Test (IEC60335-1) request,need to customize*
- *Contact CJT for details*

Standards



Assembly layout

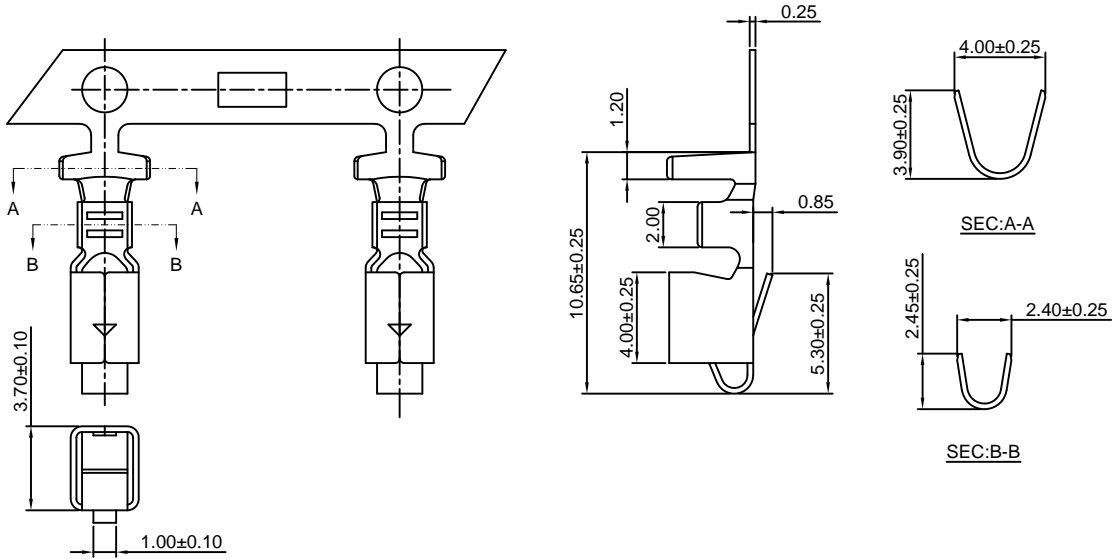


A3963-T

3.96mm pitch Crimp Terminal

Reference Informations:

*Used in CJT A3963H,HA,HB,HC-XP,A5001H,HA-XP,A7921H-2P series Housing



Ordering information & Specifications:

Unit:mm

Part NO.	Wire Range	Insulation O.D.	Material	Finish	Qty/reel
A3963-TB	AWG#18-#22	3.00mm(max)	Brass	Tin over Nickel	4,000 PCS
A3963-TP	AWG#18-#22	3.00mm(max)	Phosphor Bronze	Tin over Nickel	4,000 PCS
A3963-GB	AWG#18-#22	3.00mm(max)	Brass	Gold over Nickel	4,000 PCS
A3963-GP	AWG#18-#22	3.00mm(max)	Phosphor Bronze	Gold over Nickel	4,000 PCS

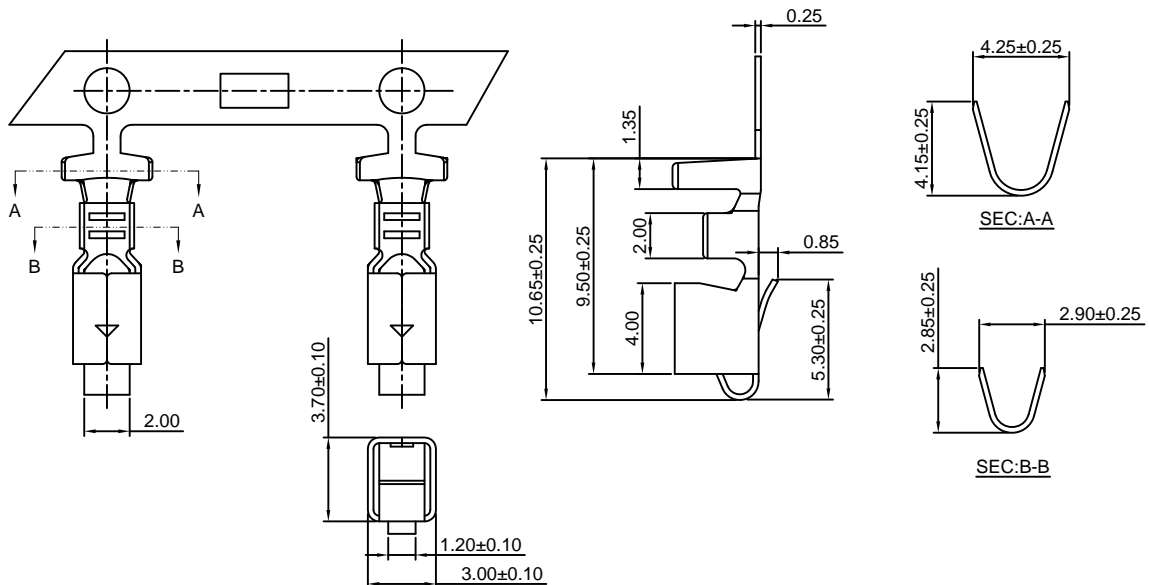
Optional Gold plating available but MOQ requested

A3963-T-H

3.96mm pitch Crimp Terminal

Reference Informations:

*Used in CJT A3963H,HA,HB,HC-XP,A5001H,HA-XP,A7921H-2P series Housing



Ordering information & Specifications:

Unit:mm

Part NO.	Wire Range	Insulation O.D.	Material	Finish	Qty/reel
A3963-TB-H	AWG#16-#20	3.40mm(max)	Brass	Tin over Nickel	4,000 PCS
A3963-TP-H	AWG#16-#20	3.40mm(max)	Phosphor Bronze	Tin over Nickel	4,000 PCS
A3963-GB-H	AWG#16-#20	3.40mm(max)	Brass	Gold over Nickel	4,000 PCS
A3963-GP-H	AWG#16-#20	3.40mm(max)	Phosphor Bronze	Gold over Nickel	4,000 PCS

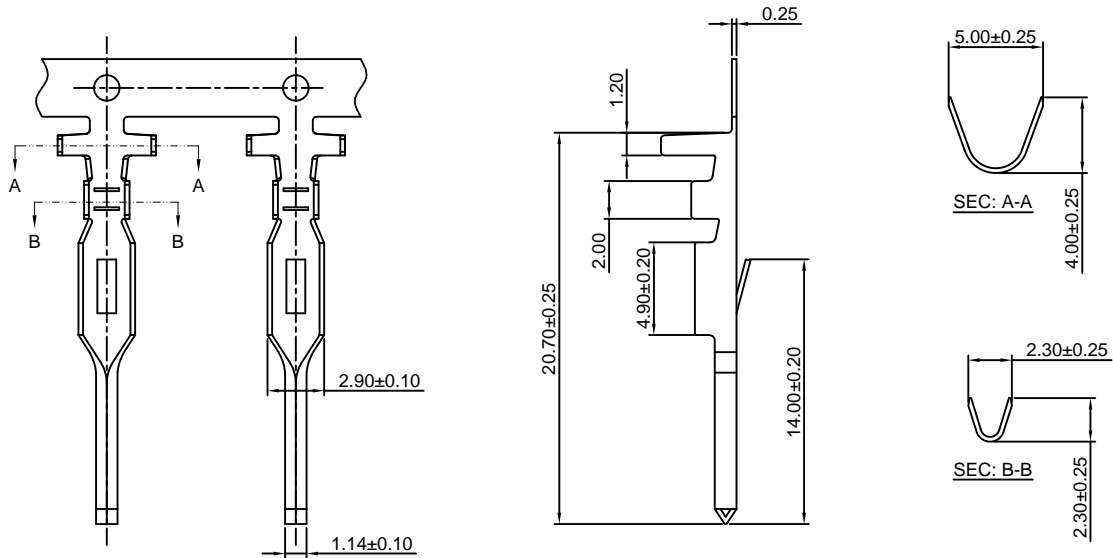
Optional Gold plating available but MOQ requested

A3963M-T

3.96mm pitch Crimp Terminal

Reference Informations:

*Used in CJT A3963HM-XP series Housing



Ordering information & Specifications:

Unit:mm

Part NO.	Wire Range	Insulation O.D.	Material	Finish	Qty/reel
A3963M-TB	AWG#18-#22	3.00mm(max)	Brass	Tin over Nickel	4,000 PCS
A3963M-TP	AWG#18-#22	3.00mm(max)	Phosphor Bronze	Tin over Nickel	4,000 PCS
A3963M-GB	AWG#18-#22	3.00mm(max)	Brass	Gold over Nickel	4,000 PCS
A3963M-GP	AWG#18-#22	3.00mm(max)	Phosphor Bronze	Gold over Nickel	4,000 PCS

Optional Gold plating available but MOQ requested

A3963H-XP

3.96mm pitch Housing

Reference Informations:

*Material:Nylon 66,UL94V-0

*Suitable CJT A3963-T(-H) series Terminal

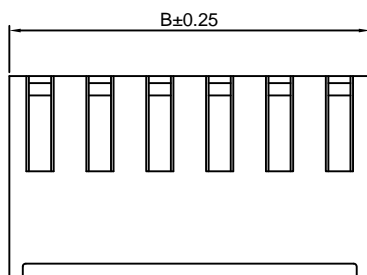
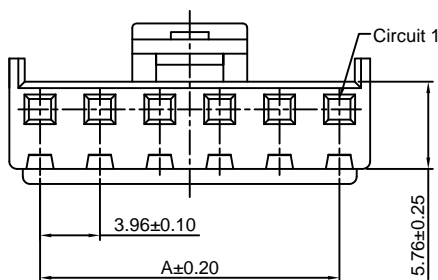
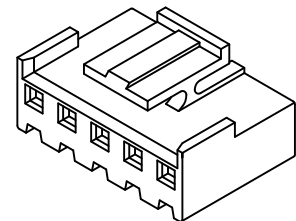
*Mates with CJT A3963WV,WR-XP(-A),A3963WVD,WRD-XP(-A),

A3963WVD-F-XP(-A),A3963WVD-F-XP-H(-A),

A3963WVD-S,WRD-S-XP(-A),A3963WRH-XP(-A),A7921WR-F-2P

Wafer or CJT A3963HM,HMA-XP Housing

*Color:White



Ordering Information:

A3963H-XP - *** - **
1 2 3

1.Part No.

2.Material:

(blank):Nylon 66,UL94V-0

GWT:Nylon 66,UL94V-0,GWT 750°C

3.Color:

(Blank):White

BK:Black

BL:Blue

OR:Orange

PK:Pink

RD:Red

GN:Green

YL:Yellow

GY:Gray

Ordering Information & Dimensions:

PART NO.	Dimensions	
	A	B
2P	3.96	8.02
3P	7.92	11.98
4P	11.88	15.94
5P	15.84	19.90
6P	19.80	23.86
7P	23.76	27.82
8P	27.72	31.78
9P	31.68	35.74
10P	35.64	39.70
11P	39.60	43.66
12P	43.56	47.62
13P	47.52	51.58
14P	51.48	55.54
15P	55.44	59.50

Unit: mm

A3963HA-XP

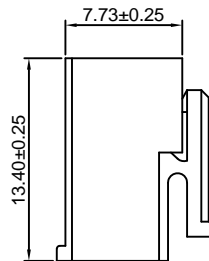
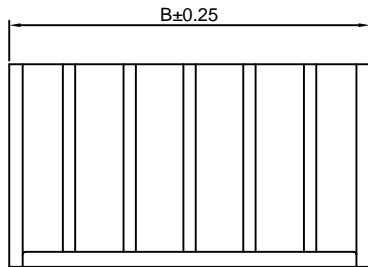
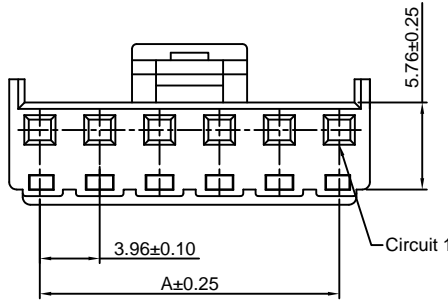
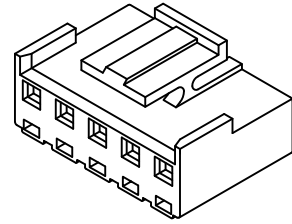
3.96mm pitch Housing

Reference Informations:

- *Material:Nylon 66,UL94V-0
- *Suitable CJT A3963-T(-H) series Terminal
- *Mates with CJT A3963WV,WR-XP(-A),A3963WVD,WRD-XP(-A),A3963WVD-F-XP(-A),A3963WVD-F-XP-H(-A),A3963WVD-S,WRD-S-XP(-A),A3963WRH-XP(-A) series Wafer
- *Color:White

Ordering Information:
A3963HA-XP - *** - **
 1 2 3

- 1.Part No.
- 2.Material:
 (blank):Nylon 66,UL94V-0
 GWT:Nylon 66,UL94V-0,GWT 750°C
- 3.Color:
 (Blank):White RD:Red
 BK:Black GN:Green
 BL:Blue YL:Yellow
 OR:Orange GY:Gray
 PK:Pink



Ordering Information & Dimensions:

PART NO.	Dimensions	
	A	B
2P	3.96	8.02
3P	7.92	11.98
4P	11.88	15.94
5P	15.84	19.90
6P	19.80	23.86
7P	23.76	27.82
8P	27.72	31.78
9P	31.68	35.74
10P	35.64	39.70
11P	39.60	43.66
12P	43.56	47.62
13P	47.52	51.58
14P	51.48	55.54
15P	55.44	59.50

Unit: mm

A3963HB-XP

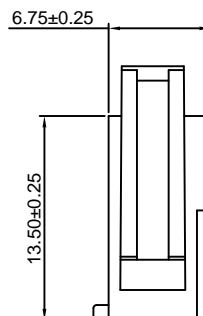
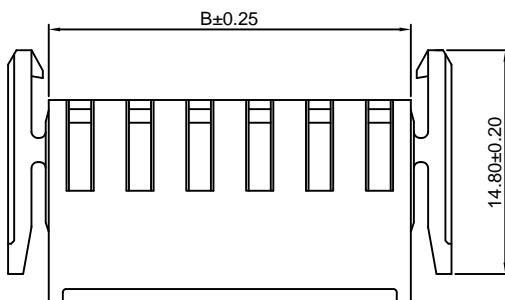
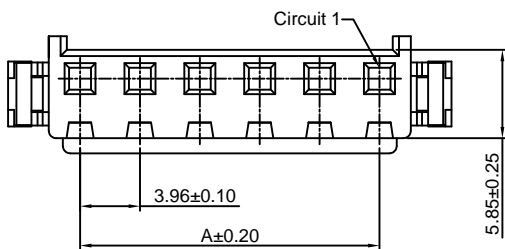
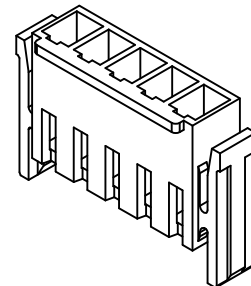
3.96mm pitch Housing

Reference Informations:

- *Material:Nylon 66,UL94V-0
- *Suitable CJT A3963-T(-H) series Terminal
- *Mates with CJT A3963WVB,WRB-XP(-A) series Wafer
- *Color:White

Ordering Information:
A3963HB-XP - ***
 1 2

- 1.Part No.
- 2.Material:
 (blank):Nylon 66,UL94V-0
 GWT:Nylon 66,UL94V-0,GWT 750°C



Ordering Information & Dimensions:

PART NO.	Dimensions	
	A	B
2P	3.96	8.10
3P	7.92	12.06
4P	11.88	16.02
5P	15.84	19.98
6P	19.80	23.94
7P	23.76	27.90
8P	27.72	31.86
9P	31.68	35.82
10P	35.64	39.78
11P	39.60	43.74
12P	43.56	47.70
13P	47.52	51.66
14P	51.48	55.62
15P	55.44	59.58

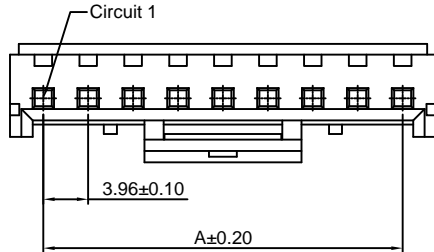
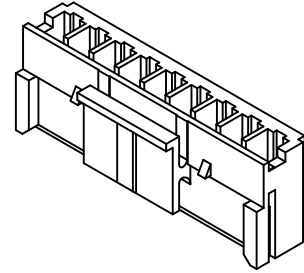
Unit: mm

A3963HC-XP

3.96mm pitch Housing

Reference Informations:

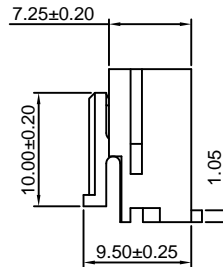
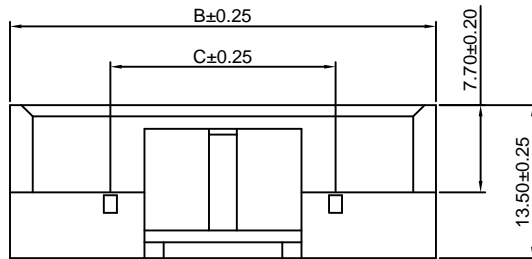
- *Material:Nylon 66,UL94V-0
- *Suitable CJT A3963-T(-H) series Terminal
- *Mates with CJT A3963S-XP series Interface Seal,
- A3963WV,WR-XP(-A),A3963WRH-XP(-A) series Wafer
- *Color:White



Ordering Information:

A3963HC-XP - ***
1 2

- 1.Part No.
- 2.Material:
(blank):Nylon 66,UL94V-0
GWT:Nylon 66,UL94V-0,GWT 750°C



Ordering Information & Dimensions:

PART NO.	Dimensions		
	A	B	C
2P	3.96	9.63	----
3P	7.92	13.59	----
4P	11.88	17.55	----
5P	15.84	21.51	----
6P	19.80	25.47	----
7P	23.76	29.43	19.80
8P	27.72	33.39	19.80
9P	31.68	37.35	19.80
10P	35.64	41.31	19.80
11P	39.60	45.27	27.72
12P	43.56	49.23	27.72
13P	47.52	53.19	27.72
14P	51.48	57.15	27.72
15P	55.44	61.11	27.72

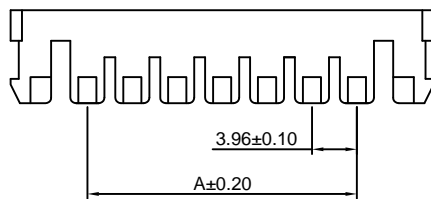
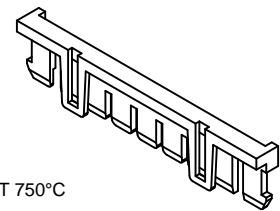
Unit: mm

A3963S-XP

3.96mm pitch Interface Seal

Reference Informations:

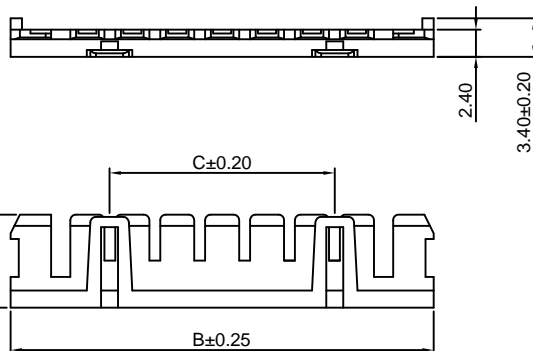
- *Material:Insulator:Nylon 66,UL94V-0
- *Mates with CJT A3963HC-XP series Housing
- *Color:Red



Ordering Information:

A3963S-XP - ***
1 2

- 1.Part No.
- 2.Material:
(blank):Nylon 66,UL94V-0
GWT:Nylon 66,UL94V-0,GWT 750°C



Ordering Information & Dimensions:

PART NO.	Dimensions		
	A	B	C
2P	----	9.58	----
3P	----	13.54	----
4P	3.96	17.50	----
5P	7.92	21.46	----
6P	11.88	25.42	----
7P	15.84	29.38	19.80
8P	19.80	33.34	19.80
9P	23.76	37.30	19.80
10P	27.72	41.26	19.80
11P	31.68	45.22	27.72
12P	35.64	49.18	27.72
13P	39.60	53.14	27.72
14P	43.56	57.10	27.72
15P	47.52	61.06	27.72

Unit: mm

A3963HM(A)-XP

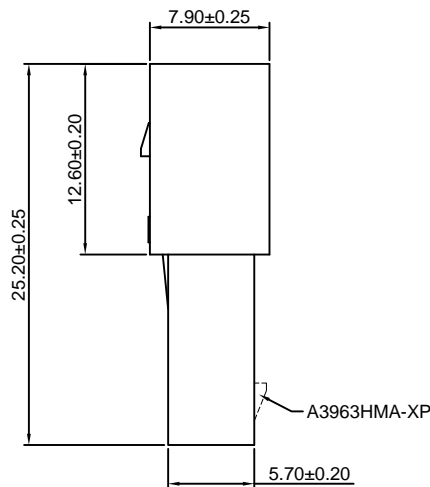
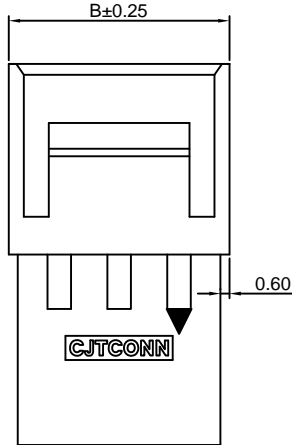
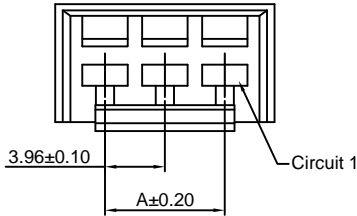
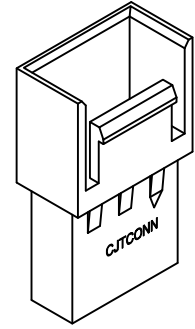
3.96mm pitch Housing

Reference Informations:

- *Material: Nylon 66, UL94V-0
- *Suitable CJT A3963M-T series Terminal
- *Mates with CJT A3963H-XP series Housing
- *Color: White

Ordering Information:

- A3963HM(A)-XP - ^{**}/₂ - ^{**}/₃
1. Part No.
 2. Color:
(Blank): White
RD: Red
YL: Yellow
BL: Blue
BK: Black
GN: Green
 3. Material:
(Blank): Nylon 66, UL94V-0
GWT: Nylon 66, UL94V-0, GWT 750°C



Ordering Information & Dimensions:

PART NO.	Dimensions	
	A	B
2P	3.96	10.64
3P	7.92	14.60
4P	11.88	18.56
5P	15.84	22.52
6P	19.80	26.48
7P	23.76	30.44
8P	27.72	34.40
9P	31.68	38.36
10P	35.64	42.32
11P	39.60	46.28
12P	43.56	50.24
13P	47.52	54.20
14P	51.48	58.16
15P	55.44	62.12

Unit: mm

A3963WV(-F1)-XP

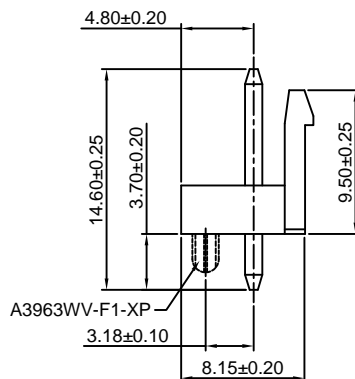
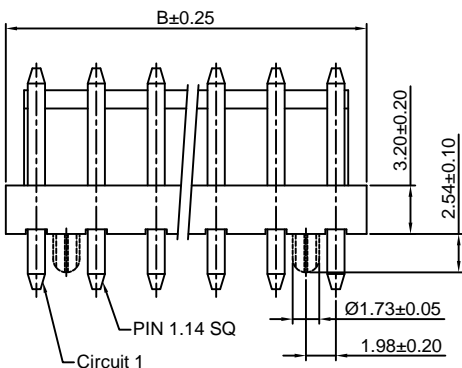
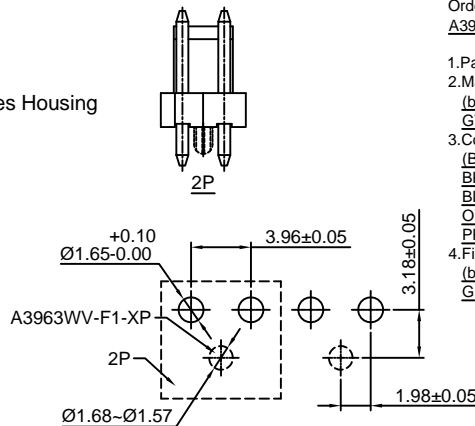
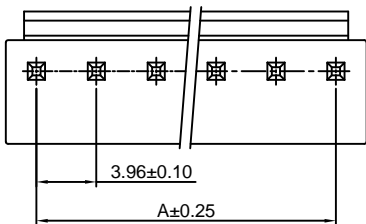
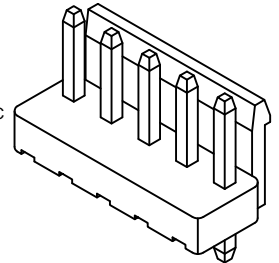
3.96mm pitch 180° Wafer

Reference Informations:

- *Material: Pin: Brass/Tin over Nickel
Insulator: Nylon 66, UL94V-0
- *Mates with CJT A3963H, HA, HC-XP series Housing
- *Color: White

Ordering Information:

- A3963WV(-F1)-XP - ^{***}/₂ - ^{**}/₃ - ^{**}/₄
1. Part No.
 2. Material:
(Blank): Nylon 66, UL94V-0
GWT: Nylon 66, UL94V-0, GWT 750°C
 3. Color:
(Blank): White
BK: Black
BL: Blue
OR: Orange
PK: Pink
RD: Red
GN: Green
YL: Yellow
GY: Gray
 4. Finish:
(Blank): Tin over Nickel
G: Gold over Nickel



Ordering Information & Dimensions:

PART NO.	Dimensions	
	A	B
2P	3.96	7.92
3P	7.92	11.88
4P	11.88	15.84
5P	15.84	19.80
6P	19.80	23.76
7P	23.76	27.72
8P	27.72	31.68
9P	31.68	35.64
10P	35.64	39.60
11P	39.60	43.56
12P	43.56	47.52
13P	47.52	51.48
14P	51.48	55.44
15P	55.44	59.40

Unit: mm

A3963WR-XP

3.96mm pitch 90° Wafer

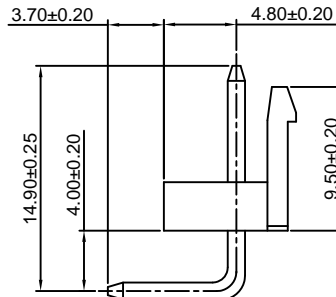
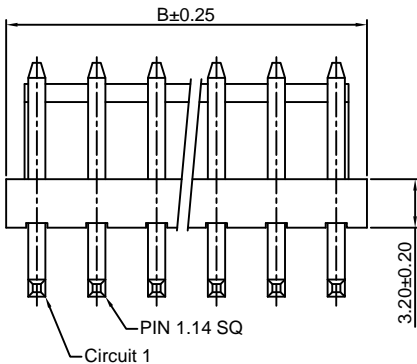
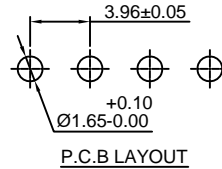
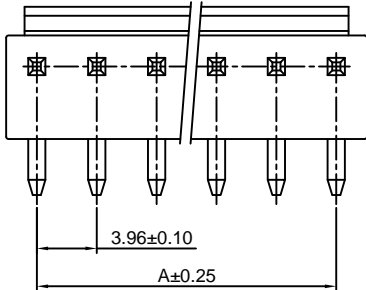
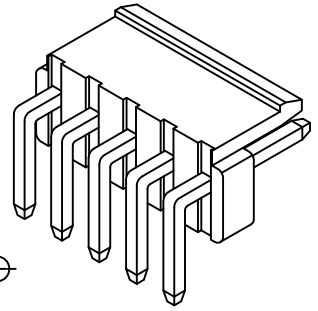
Reference Informations:

- *Material: Pin: Brass/Tin over Nickel
Insulator: Nylon 66, UL94V-0
- *Mates with CJT A3963H, HA, HC-XP series Housing
- *Color: White

Ordering Information:

A3963WR-XP - *** - ** - **
1 2 3 4

- Part No.
- Material:
(blank): Nylon 66, UL94V-0
GWT: Nylon 66, UL94V-0, GWT 750°C
- Color:
(Blank): White
BK: Black RD: Red
BL: Blue GN: Green
OR: Orange YL: Yellow
PK: Pink GY: Gray
- Finish:
(blank): Tin over Nickel
G: Gold over Nickel



Ordering Information & Dimensions:

PART NO.	Dimensions	
	A	B
2P	3.96	7.92
3P	7.92	11.88
4P	11.88	15.84
5P	15.84	19.80
6P	19.80	23.76
7P	23.76	27.72
8P	27.72	31.68
9P	31.68	35.64
10P	35.64	39.60
11P	39.60	43.56
12P	43.56	47.52
13P	47.52	51.48
14P	51.48	55.44
15P	55.44	59.40

Unit: mm

A3963WVB-XP

3.96mm pitch 180° Wafer

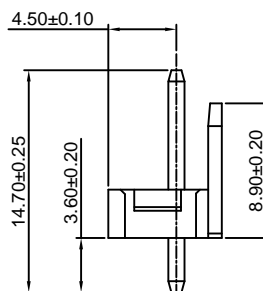
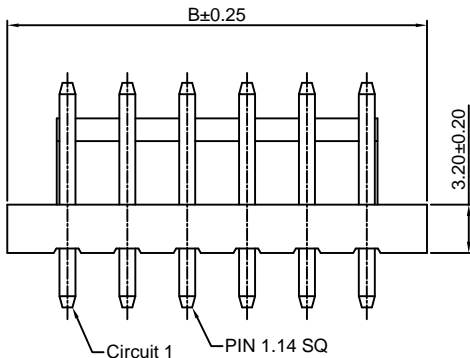
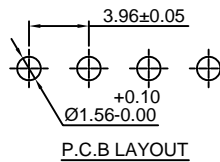
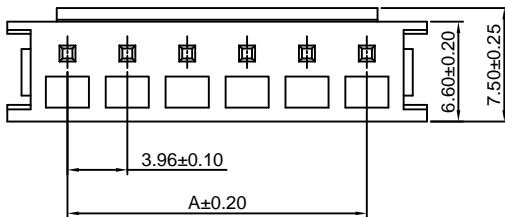
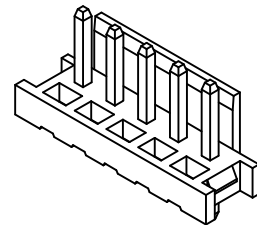
Reference Informations:

- *Material: Pin: Brass/Tin over Nickel
Insulator: Nylon 66, UL94V-0
- *Mates with CJT A3963HB-XP series Housing
- *Color: White

Ordering Information:

A3963WVB-XP - *** - **
1 2 3

- Part No.
- Material:
(blank): Nylon 66, UL94V-0
GWT: Nylon 66, UL94V-0, GWT 750°C
- Finish:
(blank): Tin over Nickel
G: Gold over Nickel



Ordering Information & Dimensions:

PART NO.	Dimensions	
	A	B
2P	3.96	11.92
3P	7.92	15.88
4P	11.88	19.84
5P	15.84	23.80
6P	19.80	27.76
7P	23.76	31.72
8P	27.72	35.68
9P	31.68	39.64
10P	35.64	43.60
11P	39.60	47.56
12P	43.56	51.52
13P	47.52	55.48
14P	51.48	59.44
15P	55.44	63.40

Unit: mm

A3963WRB-XP

3.96mm pitch 90° Wafer

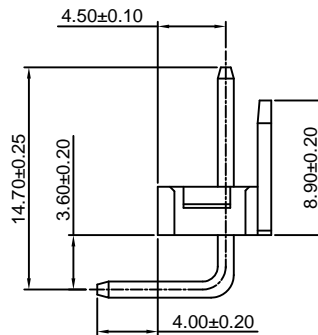
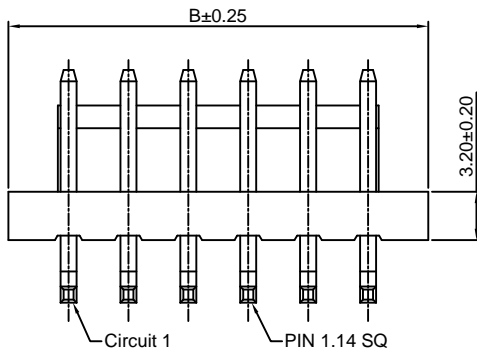
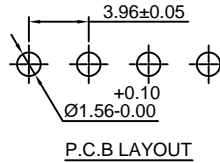
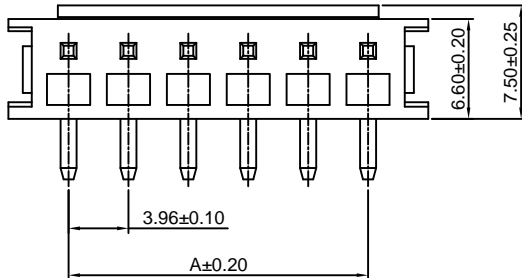
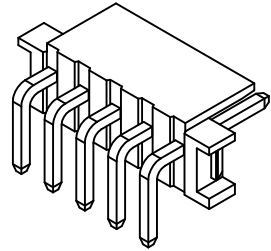
Reference Informations:

- *Material: Pin: Brass/Tin over Nickel
Insulator: Nylon 66, UL94V-0
- *Mates with CJT A3963HB-XP series Housing
- *Color: Beige

Ordering Information:

A3963WRB-XP - *** - **
1 2 3

- Part No.
- Material:
(blank): Nylon 66, UL94V-0
GWT: Nylon 66, UL94V-0, GWT 750°C
- Finish:
(blank): Tin over Nickel
G: Gold over Nickel



Ordering Information & Dimensions:

PART NO.	Dimensions	
	A	B
2P	3.96	11.92
3P	7.92	15.88
4P	11.88	19.84
5P	15.84	23.80
6P	19.80	27.76
7P	23.76	31.72
8P	27.72	35.68
9P	31.68	39.64
10P	35.64	43.60
11P	39.60	47.56
12P	43.56	51.52
13P	47.52	55.48
14P	51.48	59.44
15P	55.44	63.40

Unit: mm

A3963WVD-F-XP

3.96mm pitch 180° Wafer

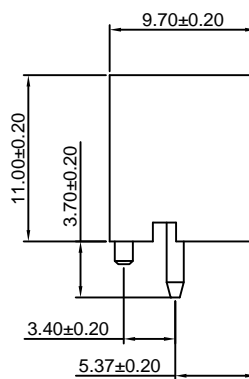
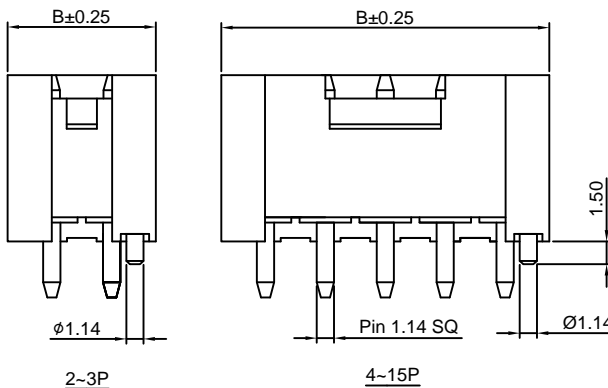
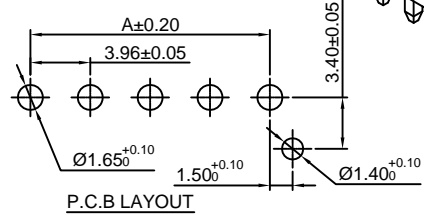
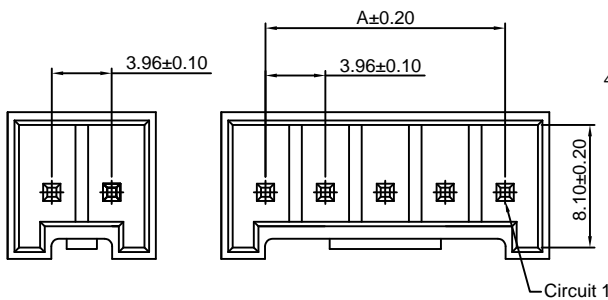
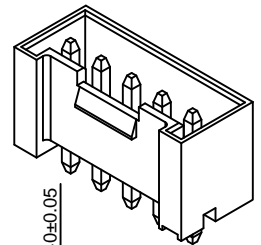
Reference Informations:

- *Material: Pin: Brass/Tin over Nickel
Insulator: PBT+30%GF, UL94V-0
- *Mates with CJT A3963H, HA-XP series Housing
- *Color: White

Ordering Information:

A3963WVD-F-XP - *** - ** - **
1 2 3 4

- Part No.
- Material:
(blank): PBT+30%GF, UL94V-0
GWT: PBT, UL94V-0, GWT 750°C
- Color:
(Blank): White
BK: Black RD: Red
BL: Blue GN: Green
OR: Orange YL: Yellow
PK: Pink GY: Gray
- Finish:
(blank): Tin over Nickel
G: Gold over Nickel



Ordering Information & Dimensions:

PART NO.	Dimensions	
	A	B
2P	3.96	9.80
3P	7.92	13.76
4P	11.88	17.72
5P	15.84	21.68
6P	19.80	25.64
7P	23.76	29.60
8P	27.72	33.56
9P	31.68	37.52
10P	35.64	41.48
11P	39.60	45.44
12P	43.56	49.40
13P	47.52	53.36
14P	51.48	57.32
15P	55.44	61.28

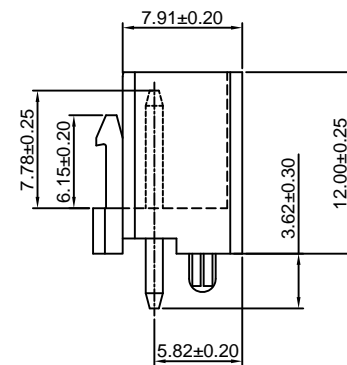
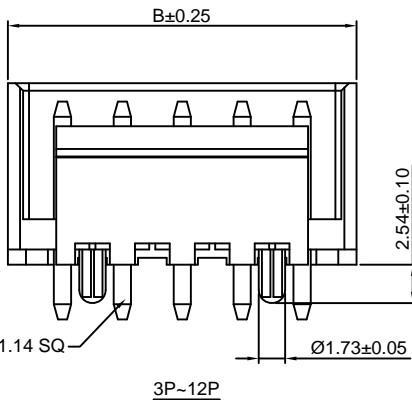
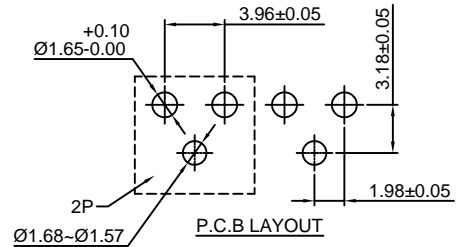
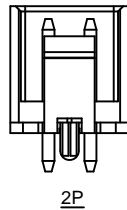
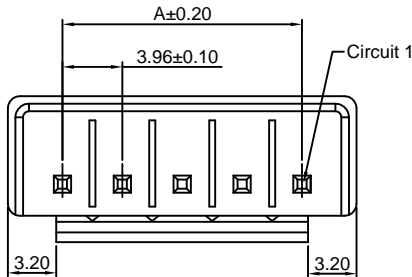
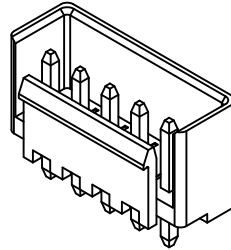
Unit: mm

A3963WVD-F1-XP

3.96mm pitch 180° Wafer

Reference Informations:

- *Material: Pin: Brass/Tin over Nickel
Insulator: PBT, UL94V-0
- *Mates with CJT A3963H, HA-XP series Housing
- *Color: White



Ordering Information & Dimensions:

PART NO.	Dimensions	
	A	B
2P	3.96	11.17
3P	7.92	15.13
4P	11.88	19.09
5P	15.84	23.05
6P	19.80	27.01
7P	23.76	30.97
8P	27.72	34.93
9P	31.68	38.89
10P	35.64	42.85
11P	39.60	46.81
12P	43.56	50.77

Unit: mm

A3963WVD-FT-XP

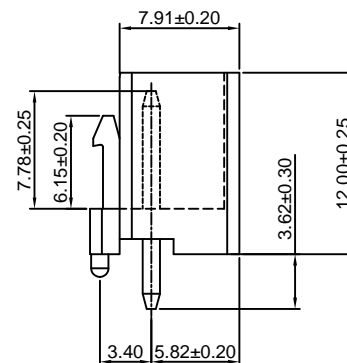
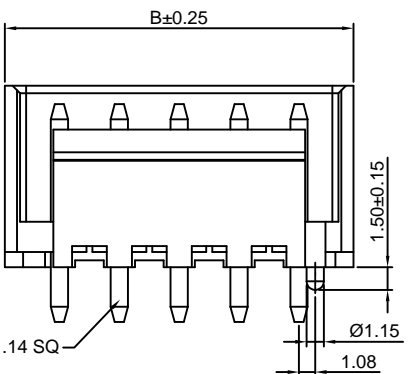
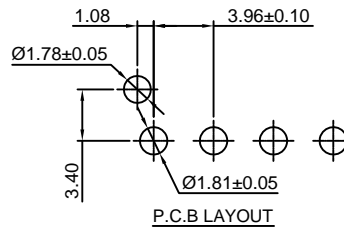
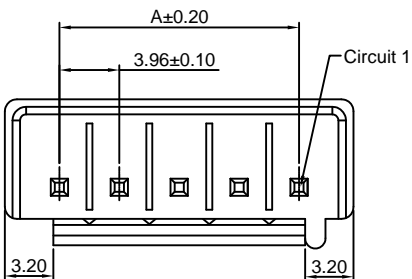
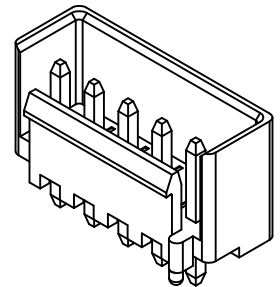
3.96mm pitch 180° Wafer

Reference Informations:

- *Material: Pin: Brass/Tin over Nickel
Insulator: PBT, UL94V-0
- *Mates with CJT A3963H, HA-XP series Housing
- *Color: White

Ordering Information:
A3963WVD-FT-XP - **
1 2

- 1.Part No.
- 2.Color:
(blank):White
BK:Black



Ordering Information & Dimensions:

PART NO.	Dimensions	
	A	B
2P	3.96	11.17
3P	7.92	15.13
4P	11.88	19.09
5P	15.84	23.05
6P	19.80	27.01
7P	23.76	30.97
8P	27.72	34.93
9P	31.68	38.89
10P	35.64	42.85
11P	39.60	46.81
12P	43.56	50.77

Unit: mm

A3963WRD-XP

3.96mm pitch 90° Wafer

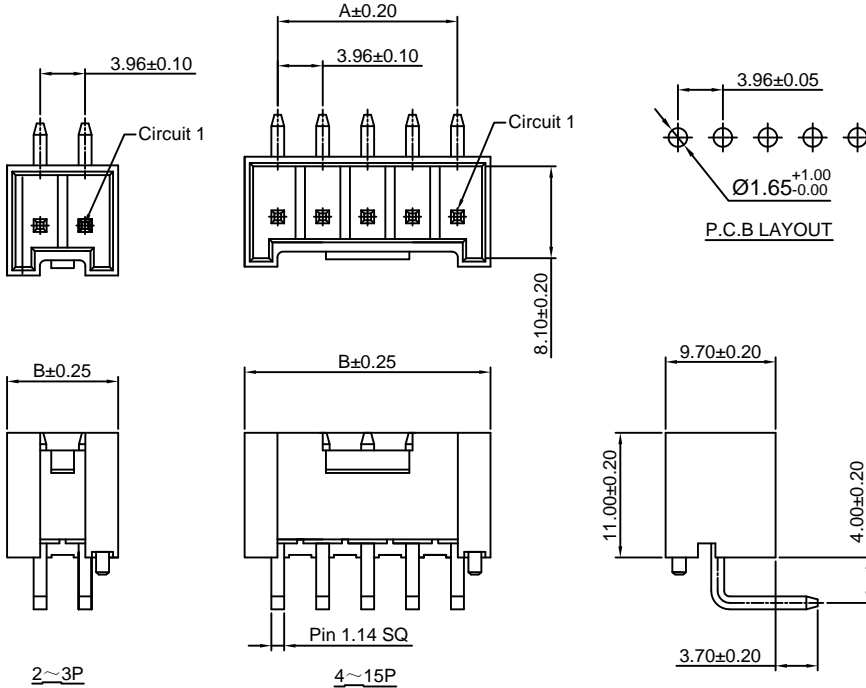
Reference Informations:

- *Material: Pin: Brass/Tin over Nickel
Insulator: PBT+30%GF, UL94V-0
- *Mates with CJT A3963H, HA-XP series Housing
- *Color: White

Ordering Information:

A3963WRD-XP - $\frac{***}{1} - \frac{**}{2} - \frac{**}{3}$

- Part No.
- Material:
(blank): PBT+30%GF, UL94V-0
GWT: PBT, UL94V-0, GWT 750°C
- Finish:
(blank): Tin over Nickel
G: Gold over Nickel



Ordering Information & Dimensions:

PART NO.	Dimensions	
	A	B
2P	3.96	9.80
3P	7.92	13.76
4P	11.88	17.72
5P	15.84	21.68
6P	19.80	25.64
7P	23.76	29.60
8P	27.72	33.56
9P	31.68	37.52
10P	35.64	41.48
11P	39.60	45.44
12P	43.56	49.40
13P	47.52	53.36
14P	51.48	57.32
15P	55.44	61.28

Unit: mm

A3963WRD-XP-A

3.96mm pitch 90° Wafer

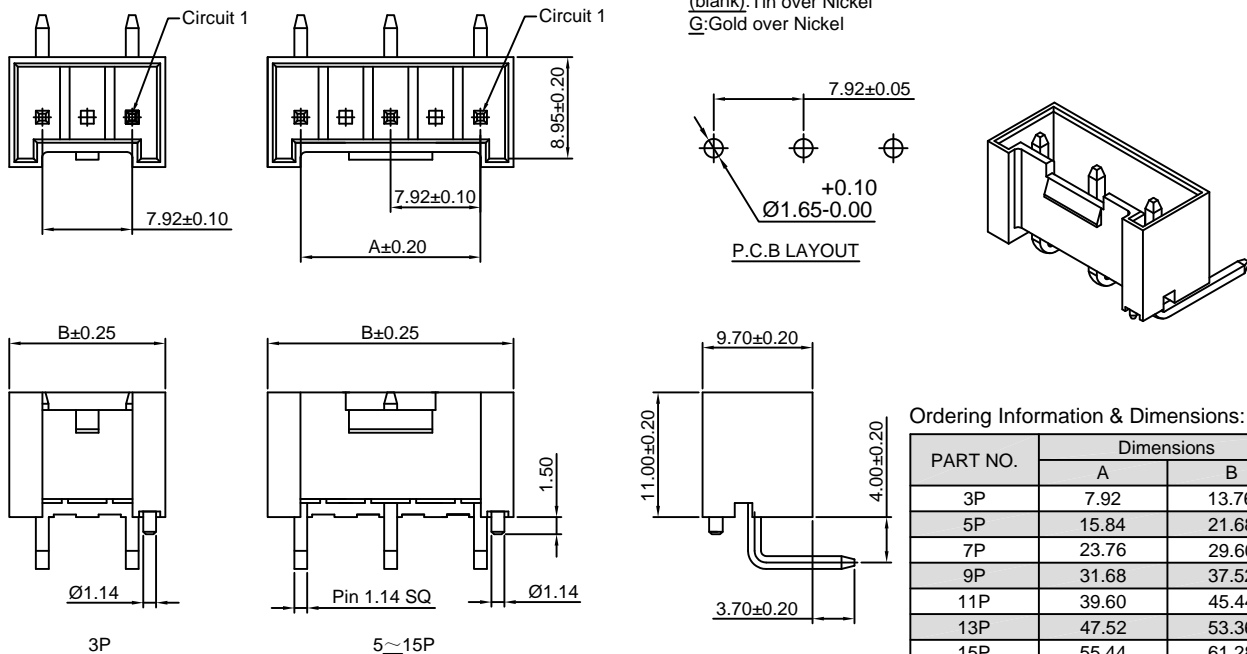
Reference Informations:

- *Material: Pin: Brass/Tin over Nickel
Insulator: PBT+30%GF, UL94V-0
- *Mates with CJT A3963H, HA-XP series Housing
- *Color: White

Ordering Information:

A3963WRD-XP-A - $\frac{***}{1} - \frac{**}{2} - \frac{**}{3}$

- Part No.
- Material:
(blank): PBT+30%GF, UL94V-0
GWT: PBT, UL94V-0, GWT 750°C
- Finish:
(blank): Tin over Nickel
G: Gold over Nickel



Ordering Information & Dimensions:

PART NO.	Dimensions	
	A	B
3P	7.92	13.76
5P	15.84	21.68
7P	23.76	29.60
9P	31.68	37.52
11P	39.60	45.44
13P	47.52	53.36
15P	55.44	61.28

A3963WVD-S-XP

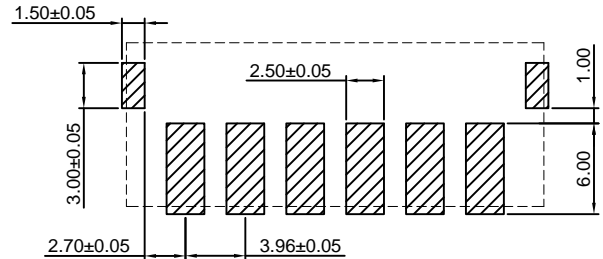
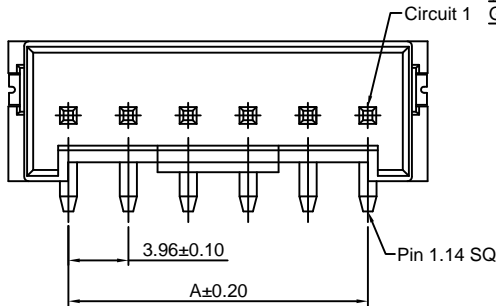
3.96mm pitch 180° Wafer - SMT TYPE

Reference Informations:

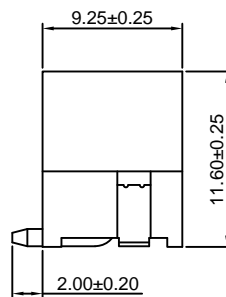
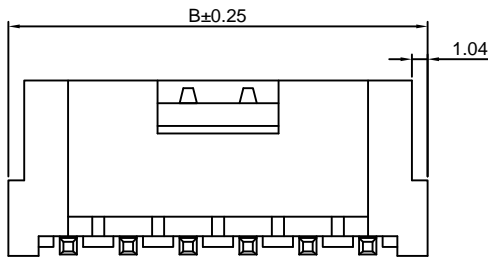
- *Material: Pin: Phosphor Bronze/Tin over Nickel
Insulator: Nylon 9T, UL94V-0
- *Mates with CJT A3963H, HA-XP series Housing
- *Color: Ivory

Ordering Information:

- A3963WVD-S-XP - *** - **
 1 2 3
1. Part No.
 2. Material:
(blank): Nylon 9T, UL94V-0
GWT: Nylon 9T, UL94V-0, GWT 750°C
 3. Finish:
(blank): Tin over Nickel
G: Gold over Nickel



P.C.B LAYOUT



Ordering Information & Dimensions:

PART NO.	Dimensions	
	A	B
2P	3.96	11.88
3P	7.92	15.84
4P	11.88	19.80
5P	15.84	23.76
6P	19.80	27.72
7P	23.76	31.68
8P	27.72	35.64
9P	31.68	39.60
10P	35.64	43.56

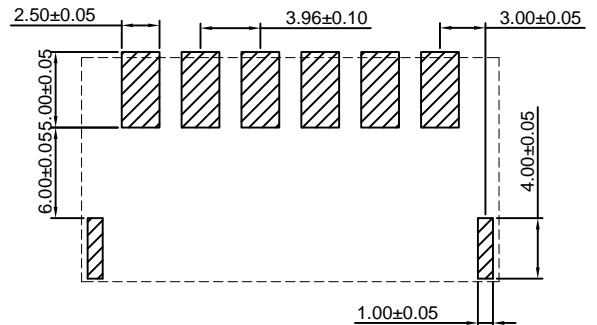
Unit: mm

A3963WRD-S-XP

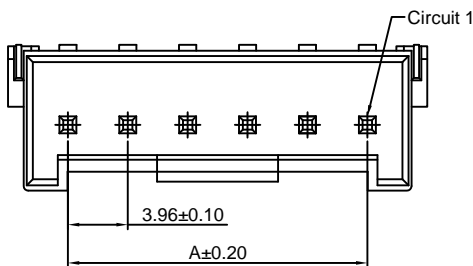
3.96mm pitch 90° Wafer - SMT TYPE

Reference Informations:

- *Material: Pin: Phosphor Bronze/Tin over Nickel
Insulator: Nylon 9T, UL94V-0
- *Mates with CJT A3963H, HA-XP series Housing
- *Color: Ivory

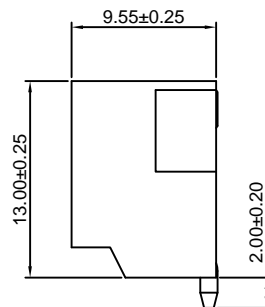
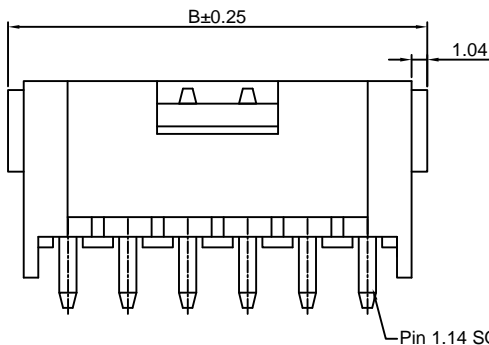


P.C.B LAYOUT



Ordering Information:

- A3963WRD-S-XP - *** - **
 1 2 3
1. Part No.
 2. Material:
(blank): Nylon 9T, UL94V-0
GWT: Nylon 9T, UL94V-0, GWT 750°C
 3. Finish:
(blank): Tin over Nickel
G: Gold over Nickel



Ordering Information & Dimensions:

PART NO.	Dimensions	
	A	B
2P	3.96	11.88
3P	7.92	15.84
4P	11.88	19.80
5P	15.84	23.76
6P	19.80	27.72
7P	23.76	31.68
8P	27.72	35.64
9P	31.68	39.60
10P	35.64	43.56

Unit: mm

A3963WV-XP-A

7.92mm pitch 180° Wafer

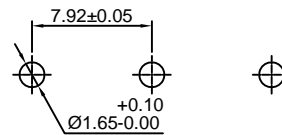
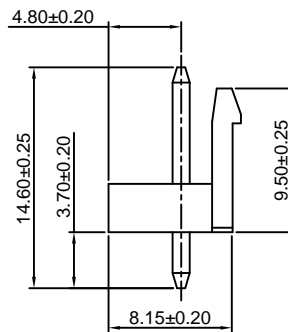
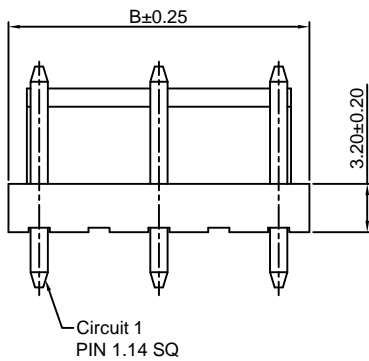
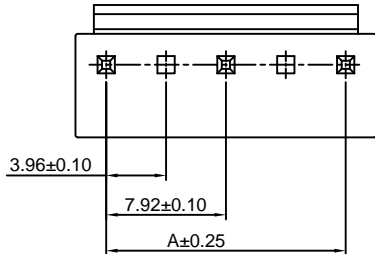
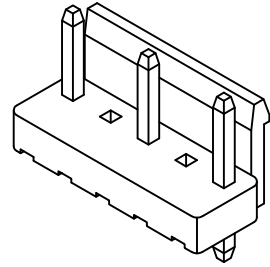
Reference Informations:

- *Material: Pin: Brass/Tin over Nickel
Insulator: Nylon 66, UL94V-0
- *Mates with CJT A3963H, HA, HC-XP, A7921H-2P series Housing
- *Color: White

Ordering Information:

A3963WV-XP-A - *** - ** - **
1 2 3 4

1. Part No.
2. Material:
(blank): Nylon 66, UL94V-0
GWT: Nylon 66, UL94V-0, GWT 750°C
3. Color:
(Blank): White
BK: Black RD: Red
BL: Blue GN: Green
OR: Orange YL: Yellow
PK: Pink GY: Gray
4. Finish:
(blank): Tin over Nickel
G: Gold over Nickel



P.C.B LAYOUT

Ordering Information & Dimensions:

PART NO.	Dimensions	
	A	B
3P	7.92	11.88
5P	15.84	19.80
7P	23.76	27.72
9P	31.68	35.64
11P	39.60	43.56
13P	47.52	51.48
15P	55.44	59.40

Unit: mm

A3963WR-XP-A

7.92mm pitch 90° Wafer

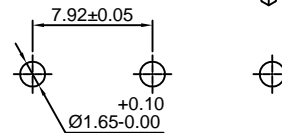
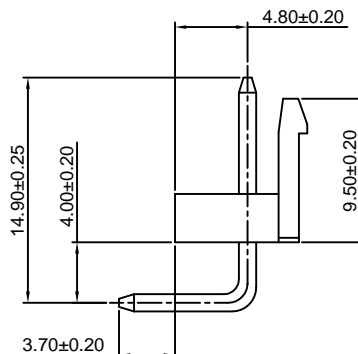
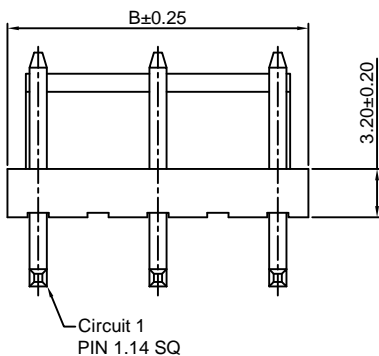
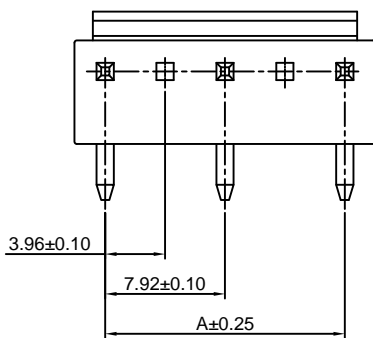
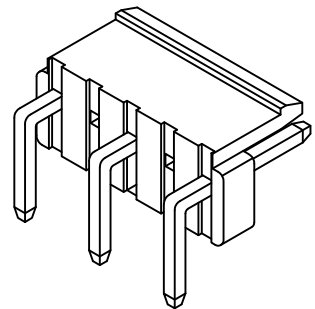
Reference Informations:

- *Material: Pin: Brass/Tin over Nickel
Insulator: Nylon 66, UL94V-0
- *Mates with CJT A3963H, HA, HC-XP, A7921H-2P series Housing
- *Color: White

Ordering Information:

A3963WR-XP-A - *** - ** - **
1 2 3 4

1. Part No.
2. Material:
(blank): Nylon 66, UL94V-0
GWT: Nylon 66, UL94V-0, GWT 750°C
3. Color:
(Blank): White
BK: Black RD: Red
BL: Blue GN: Green
OR: Orange YL: Yellow
PK: Pink GY: Gray
4. Finish:
(blank): Tin over Nickel
G: Gold over Nickel



P.C.B LAYOUT

Ordering Information & Dimensions:

PART NO.	Dimensions	
	A	B
3P	7.92	11.88
5P	15.84	19.80
7P	23.76	27.72
9P	31.68	35.64
11P	39.60	43.56
13P	47.52	51.48
15P	55.44	59.40

Unit: mm

A3963WVB-XP-A

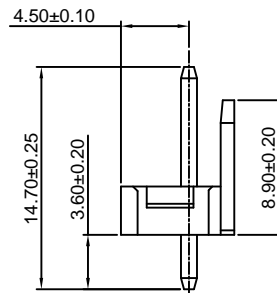
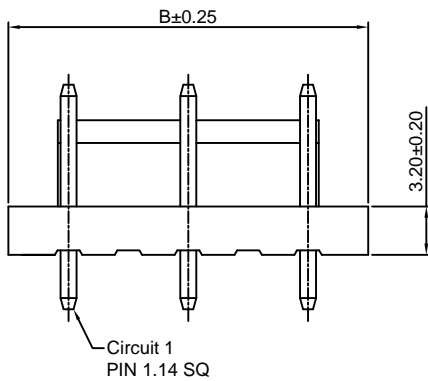
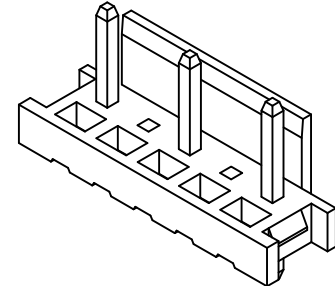
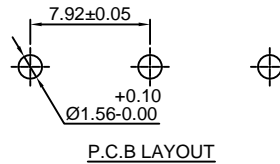
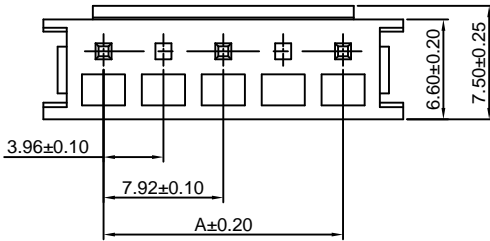
7.92mm pitch 180° Wafer

Reference Informations:

- *Material: Pin: Brass/Tin over Nickel
Insulator: Nylon 66, UL94V-0
- *Mates with CJT A3963HB-XP series Housing
- *Color: White

Ordering Information:

- A3963WVB-XP-A - ^{***}/₂ - ^{**}/₃
1. Part No.
 2. Material:
(blank): Nylon 66, UL94V-0
GWT: Nylon 66, UL94V-0, GWT 750°C
 3. Finish:
(blank): Tin over Nickel
G: Gold over Nickel



Ordering Information & Dimensions:

PART NO.	Dimensions	
	A	B
3P	7.92	15.88
5P	15.84	23.80
7P	23.76	31.72
9P	31.68	39.64
11P	39.60	47.56
13P	47.52	55.48
15P	55.44	63.40

Unit: mm

A3963WRB-XP-A

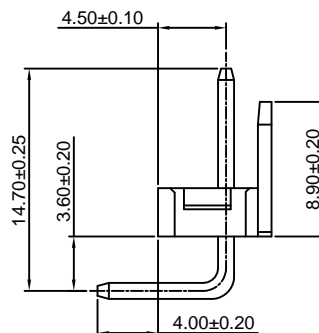
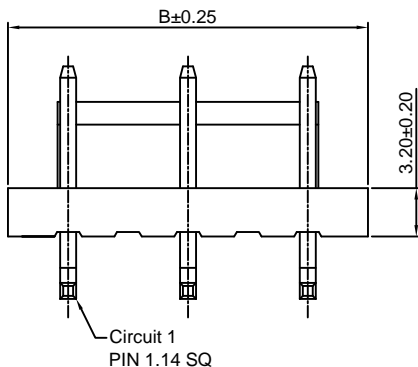
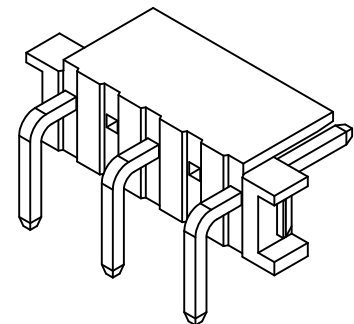
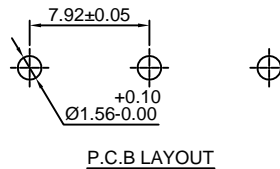
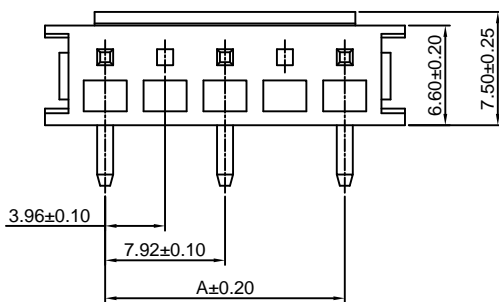
7.92mm pitch 90° Wafer

Reference Informations:

- *Material: Pin: Brass/Tin over Nickel
Insulator: Nylon 66, UL94V-0
- *Mates with CJT A3963HB-XP series Housing
- *Color: White

Ordering Information:

- A3963WRB-XP-A - ^{***}/₂ - ^{**}/₃
1. Part No.
 2. Material:
(blank): Nylon 66, UL94V-0
GWT: Nylon 66, UL94V-0, GWT 750°C
 3. Finish:
(blank): Tin over Nickel
G: Gold over Nickel



Ordering Information & Dimensions:

PART NO.	Dimensions	
	A	B
3P	7.92	15.88
5P	15.84	23.80
7P	23.76	31.72
9P	31.68	39.64
11P	39.60	47.56
13P	47.52	55.48
15P	55.44	63.40

Unit: mm

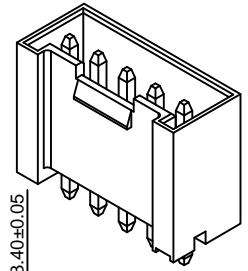
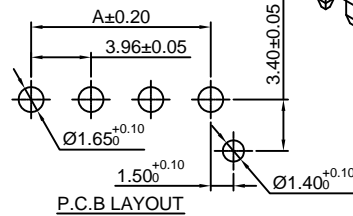
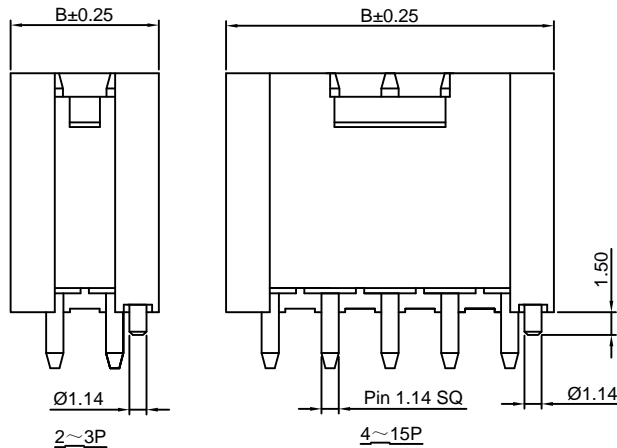
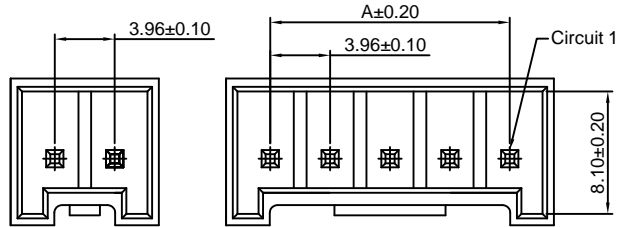
A3963WVD-F-XP-H

3.96mm pitch 180° Wafer

Reference Informations:

- *Material: Pin: Brass/Tin over Nickel
Insulator: PBT+30%GF, UL94V-0
- *Mates with CJT A3963H, HA-XP series Housing
- *Color: White

- Ordering Information:
A3963WVD-F-XP-H - ^{***} - ^{**} - ^{**}
1. Part No.
2. Material:
(blank): PBT+30%GF, UL94V-0
GWT: PBT, UL94V-0, GWT 750°C
3. Color:
(Blank): White
BK: Black
BL: Blue
OR: Orange
PK: Pink
4. Finish:
(blank): Tin over Nickel
G: Gold over Nickel
- RD: Red
GN: Green
YL: Yellow
GY: Gray



Ordering Information & Dimensions:

PART NO.	Dimensions	
	A	B
2P	3.96	9.80
3P	7.92	13.76
4P	11.88	17.72
5P	15.84	21.68
6P	19.80	25.64
7P	23.76	29.60
8P	27.72	33.56
9P	31.68	37.52
10P	35.64	41.48
11P	39.60	45.44
12P	43.56	49.40
13P	47.52	53.36
14P	51.48	57.32
15P	55.44	61.28

Unit: mm

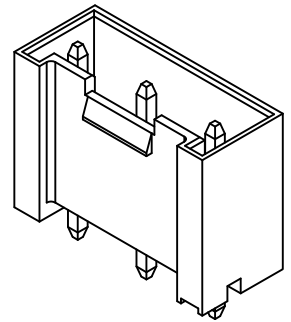
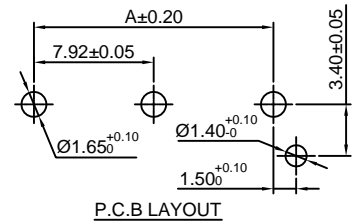
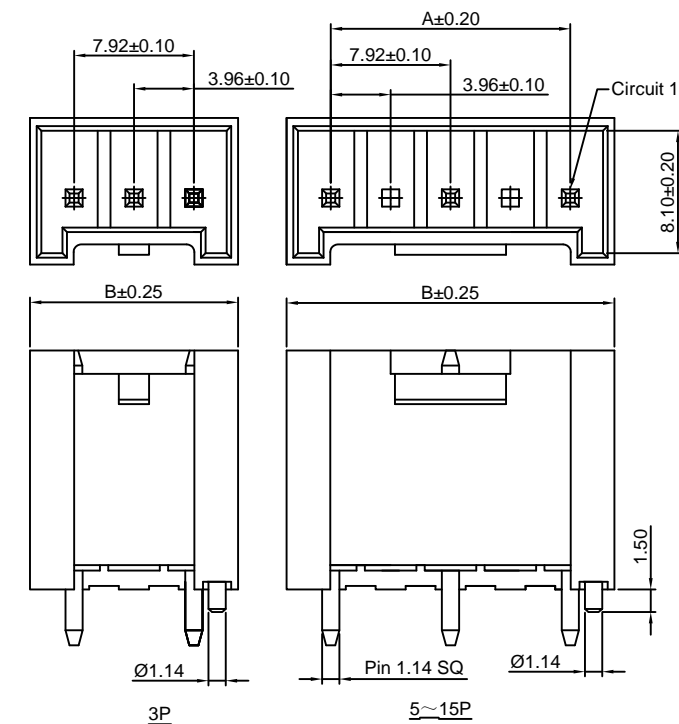
A3963WVD-F-XP-H-A

7.92mm pitch 180° Wafer

Reference Informations:

- *Material: Pin: Brass/Tin over Nickel
Insulator: PBT+30%GF, UL94V-0
- *Mates with CJT A3963H, HA-XP series Housing
- *Color: White

- Ordering Information:
A3963WVD-F-XP-H-A - ^{***} - ^{**} - ^{**}
1. Part No.
2. Material:
(blank): PBT+30%GF, UL94V-0
GWT: PBT, UL94V-0, GWT 750°C
3. Color:
(Blank): White
BK: Black
BL: Blue
OR: Orange
PK: Pink
4. Finish:
(blank): Tin over Nickel
G: Gold over Nickel
- RD: Red
GN: Green
YL: Yellow
GY: Gray



Ordering Information & Dimensions:

PART NO.	Dimensions	
	A	B
3P	7.92	13.76
5P	15.84	21.68
7P	23.76	29.60
9P	31.68	37.52
11P	39.60	45.44
13P	47.52	53.36
15P	55.44	61.28

Unit: mm

A3963WVD-F-XP-A

7.92mm pitch 180° Wafer

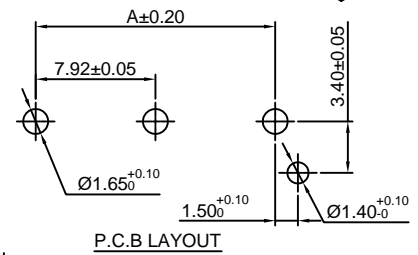
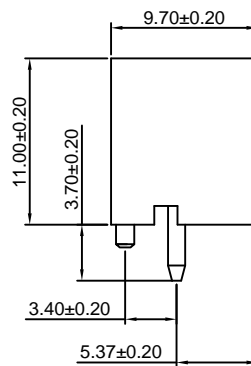
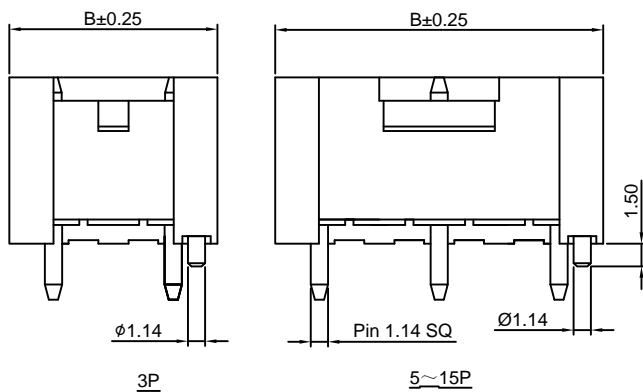
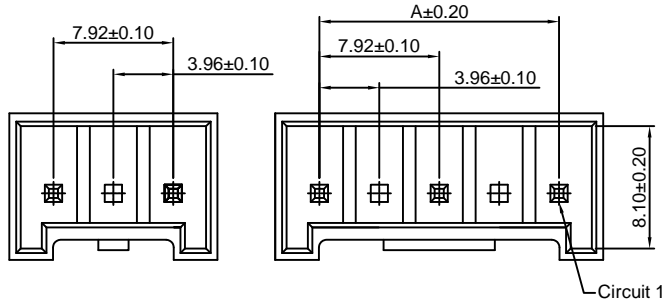
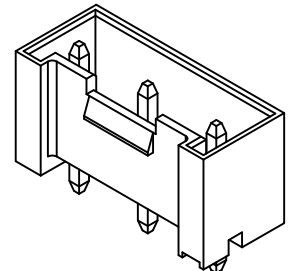
Reference Informations:

- *Material: Pin: Brass/Tin over Nickel
Insulator: PBT+30%GF, UL94V-0
- *Mates with CJT A3963H, HA-XP series Housing
- *Color: White

Ordering Information:

A3963WVD-F-XP-A - *** - ** - **
1 2 3 4

- Part No.
- Material:
(blank): PBT+30%GF, UL94V-0
GWT: PBT, UL94V-0, GWT 750°C
- Color:
(Blank): White
BK: Black RD: Red
BL: Blue GN: Green
OR: Orange YL: Yellow
PK: Pink GY: Gray
- Finish:
(blank): Tin over Nickel
G: Gold over Nickel



Ordering Information & Dimensions:

PART NO.	Dimensions	
	A	B
3P	7.92	13.76
5P	15.84	21.68
7P	23.76	29.60
9P	31.68	37.52
11P	39.60	45.44
13P	47.52	53.36
15P	55.44	61.28

Unit: mm

A3963WVD-S-XP-A

7.92mm pitch 180° Wafer - SMT TYPE

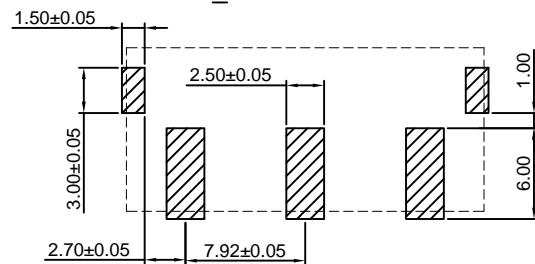
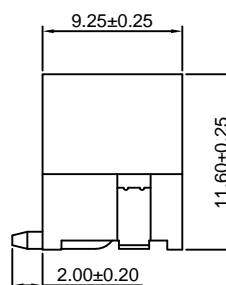
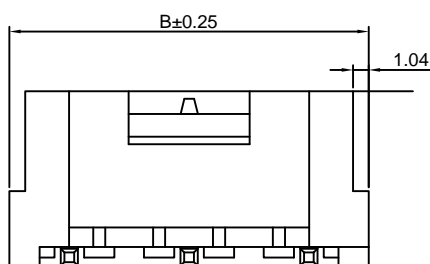
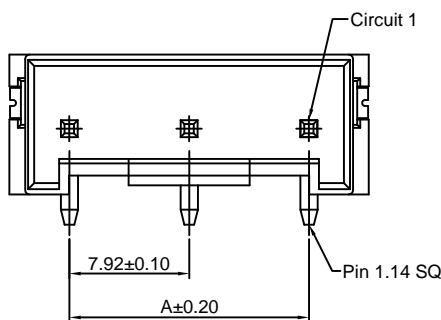
Reference Informations:

- *Material: Pin: Phosphor Bronze/Tin over Nickel
Insulator: Nylon 9T, UL94V-0
- *Mates with CJT A3963H, HA-XP series Housing
- *Color: Ivory

Ordering Information:

A3963WVD-S-XP-A - *** - **
1 2 3

- Part No.
- Material:
(blank): Nylon 9T, UL94V-0
GWT: Nylon 9T, UL94V-0, GWT 750°C
- Finish:
(blank): Tin over Nickel
G: Gold over Nickel



P.C.B LAYOUT

Ordering Information & Dimensions:

PART NO.	Dimensions	
	A	B
3P	7.92	15.84
5P	15.84	23.76
7P	23.76	31.68
9P	31.68	39.60

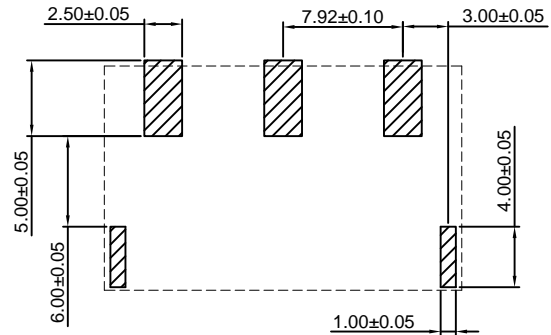
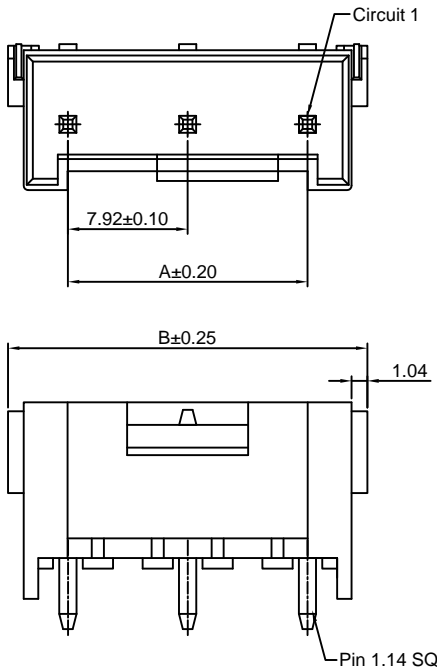
Unit: mm

A3963WRD-S-XP-A

7.92mm pitch 90° Wafer - SMT TYPE

Reference Informations:

- *Material:Pin:Phosphor Bronze/Tin over Nickel
Insulator:Nylon 9T,UL94V-0
- *Mates with CJT A3963H,HA-XP series Housing
- *Color:Ivory



P.C.B LAYOUT

Ordering Information:
A3963WRD-S-XP-A - *** - **
1 2 3

- 1.Part No.
- 2.Material:
(blank):Nylon 9T,UL94V-0
GWT:Nylon 9T,UL94V-0,GWT 750°C
- 3.Finish:
(blank):Tin over Nickel
G:Gold over Nickel

Ordering Information & Dimensions:

PART NO.	Dimensions	
	A	B
3P	7.92	15.84
5P	15.84	23.76
7P	23.76	31.68
9P	31.68	39.60

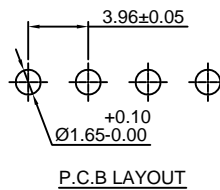
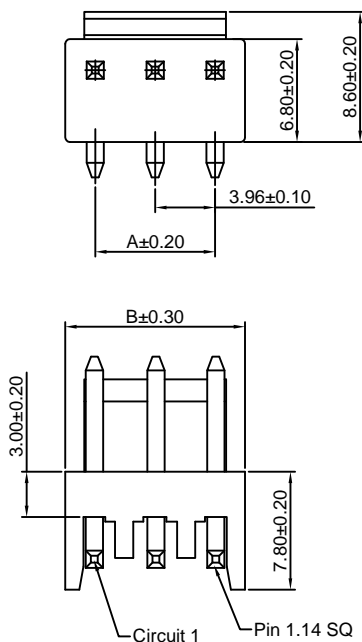
Unit: mm

A3963WRH-XP

3.96mm pitch 90° Wafer

Reference Informations:

- *Material:Pin:Brass/Tin over Nickel
Insulator:Nylon 66,UL94V-0
- *Mates with CJT A3963H,HA,HC-XP series Housing
- *Color:White



Ordering Information:
A3963WRH-XP - *** - ** - **
1 2 3 4

- 1.Part No.
- 2.Material:
(blank):Nylon 66,UL94V-0
GWT:Nylon 66,UL94V-0,GWT 750°C
- 3.Color:
(Blank):White
BK:Black
RD:Red
BL:Blue
GN:Green
YL:Yellow
- 4.Finish:
(blank):Tin over Nickel
G:Gold over Nickel

Ordering Information & Dimensions:

PART NO.	Dimensions	
	A	B
2P	3.96	7.92
3P	7.92	11.88
4P	11.88	15.84
5P	15.84	19.80
6P	19.80	23.76
7P	23.76	27.72
8P	27.72	31.68
9P	31.68	35.64
10P	35.64	39.60
11P	39.60	43.56
12P	43.56	47.52
13P	47.52	51.48
14P	51.48	55.44
15P	55.44	59.40

A3963WRH-XP-A

7.92mm pitch 90° Wafer

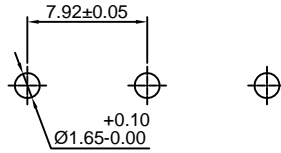
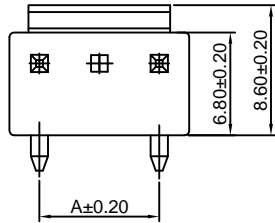
Reference Informations:

- *Material: Pin: Brass/Tin over Nickel
Insulator: Nylon 66, UL94V-0
- *Mates with CJT A3963H, HA, HC-XP series Housing
- *Color: White

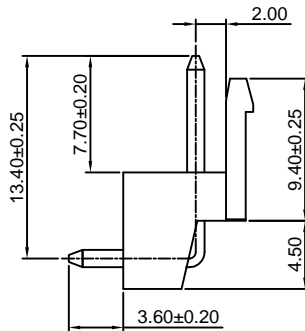
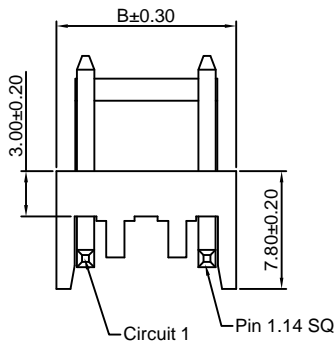
Ordering Information:

A3963WRH-XP-A - ^{***}/₂ - ^{**}/₃ - ^{**}/₄

1. Part No.
2. Material:
(blank): Nylon 66, UL94V-0
GWT: Nylon 66, UL94V-0, GWT 750°C
3. Color:
(Blank): White
BK: Black
RD: Red
BL: Blue
GN: Green
YL: Yellow
4. Finish:
(blank): Tin over Nickel
G: Gold over Nickel



P.C.B LAYOUT



Ordering Information & Dimensions:

PART NO.	Dimensions	
	A	B
3P	7.92	11.88
5P	15.84	19.80
7P	23.76	27.72
9P	31.68	35.64
11P	39.60	43.56
13P	47.52	51.48
15P	55.44	59.40

Unit: mm

A7921WR-F-2P

7.92mm pitch 90° Wafer

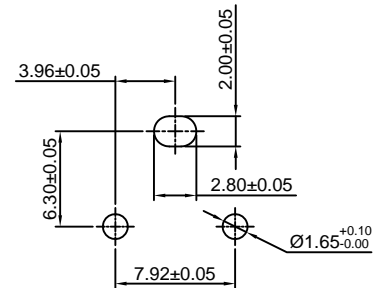
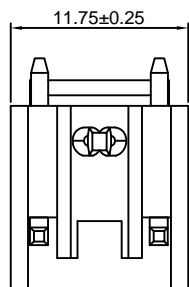
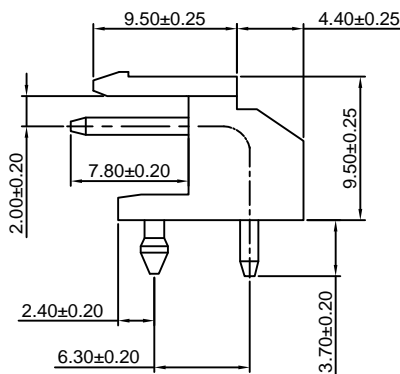
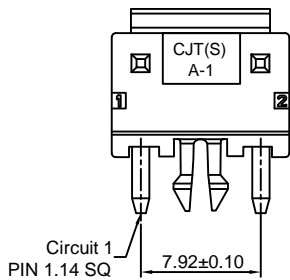
Reference Informations:

- *Material: Pin: Brass/Tin over Nickel
Insulator: PBT, UL94V-0
- *Mates with CJT A3963H-3P Housing
- *Color: White

Ordering Information:

A7921WR-F-2P - ^{***}/₂ - ^{**}/₃

1. Part No.
2. Material:
(blank): PBT, UL94V-0
GWT: PBT, UL94V-0, GWT 750°C
3. Finish:
(blank): Tin over Nickel
G: Gold over Nickel



P.C.B LAYOUT

Unit: mm

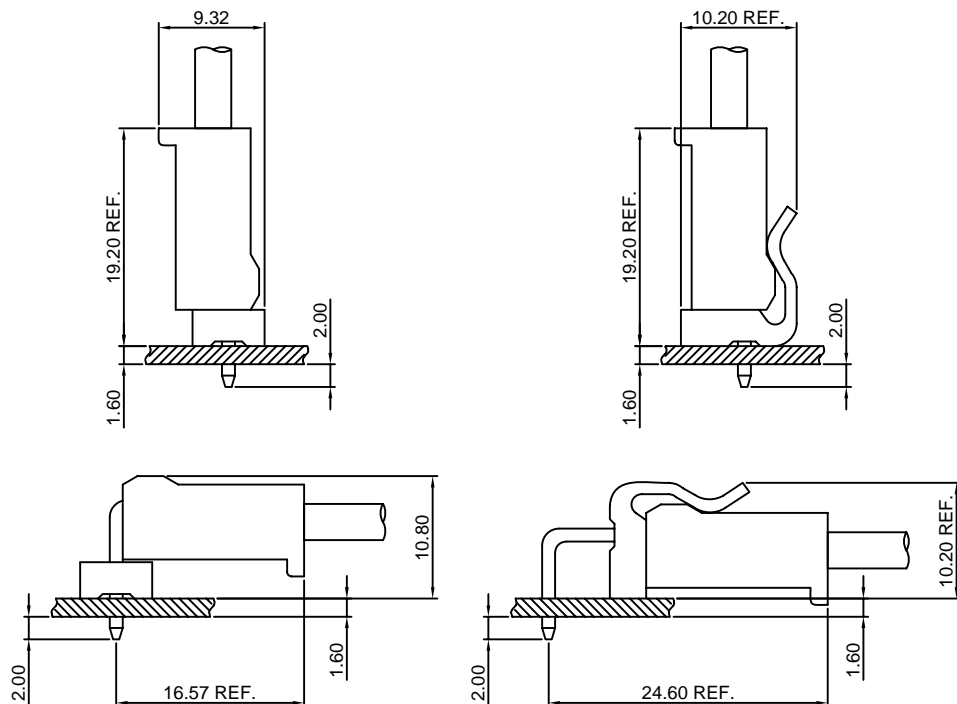
Specifications

- Current rating:7A AC,DC
- Voltage rating:250V AC,DC
- Temperature range:-40°C~+105°C
- Contact resistance:10mΩMax.
- Insulation resistance:1000MΩMin.
- Withstanding voltage:1500V AC/minute
- *Compliant with RoHS and REACH*
- *Meet the HF/Halogen Free,GWT/Glow wire Test (IEC60335-1) request,need to customize*
- *Contact CJT for details*

Standards



Assembly layout

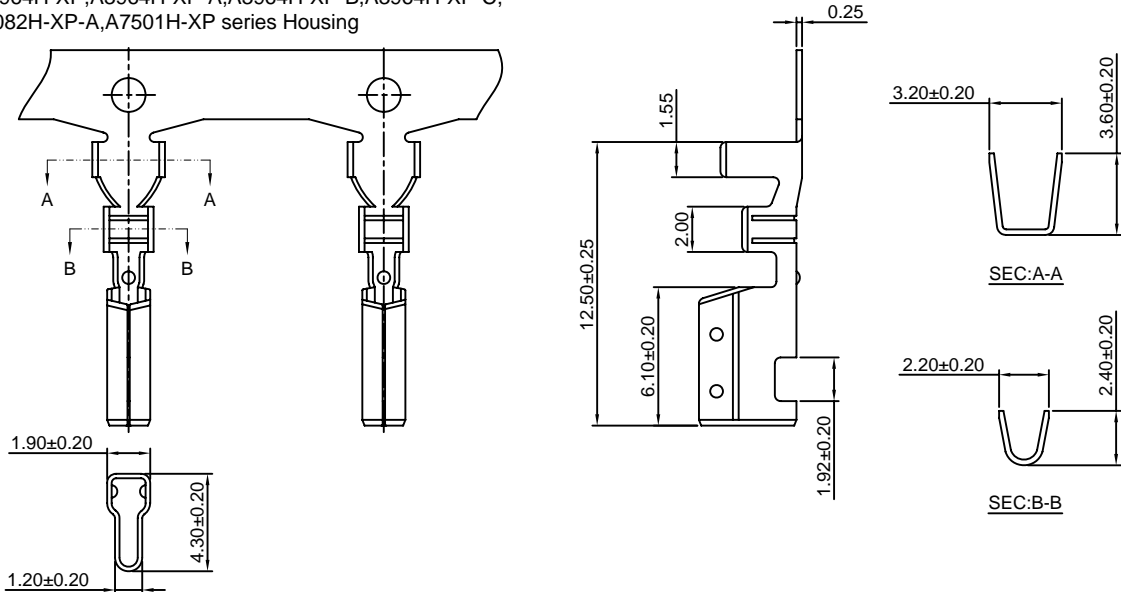


A3964-T

3.96mm pitch Crimp Terminal

Reference Informations:

*Used in CJT A3964H-XP,A3964H-XP-A,A3964H-XP-B,A3964H-XP-C, A5082H-XP,A5082H-XP-A,A7501H-XP series Housing



Ordering information & Specifications:

Unit:mm

Part NO.	Wire Range	Insulation O.D.	Material	Finish	Qty/reel
A3964-TB	AWG#18-#24	3.20mm(max)	Brass	Tin over Nickel	5,000 PCS
A3964-TP	AWG#18-#24	3.20mm(max)	Phosphor Bronze	Tin over Nickel	5,000 PCS
A3964-GB	AWG#18-#24	3.20mm(max)	Brass	Gold over Nickel	5,000 PCS
A3964-GP	AWG#18-#24	3.20mm(max)	Phosphor Bronze	Gold over Nickel	5,000 PCS

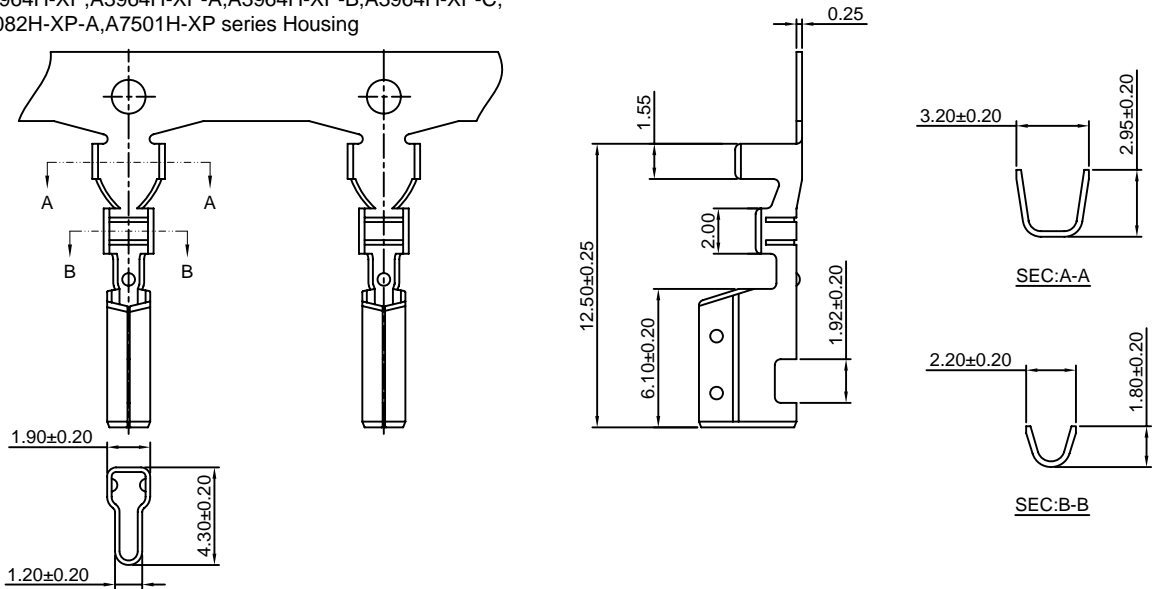
Optional Gold plating available but MOQ requested

A3964-T-L

3.96mm pitch Crimp Terminal

Reference Informations:

*Used in CJT A3964H-XP,A3964H-XP-A,A3964H-XP-B,A3964H-XP-C, A5082H-XP,A5082H-XP-A,A7501H-XP series Housing



Ordering information & Specifications:

Unit:mm

Part NO.	Wire Range	Insulation O.D.	Material	Finish	Qty/reel
A3964-TB-L	AWG#22-#28	2.60mm(max)	Brass	Tin over Nickel	5,000 PCS
A3964-TP-L	AWG#22-#28	2.60mm(max)	Phosphor Bronze	Tin over Nickel	5,000 PCS
A3964-GB-L	AWG#22-#28	2.60mm(max)	Brass	Gold over Nickel	5,000 PCS
A3964-GP-L	AWG#22-#28	2.60mm(max)	Phosphor Bronze	Gold over Nickel	5,000 PCS

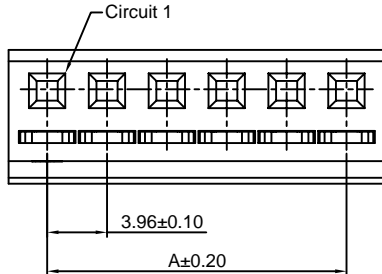
Optional Gold plating available but MOQ requested

A3964H-XP

3.96mm pitch Housing

Reference Informations:

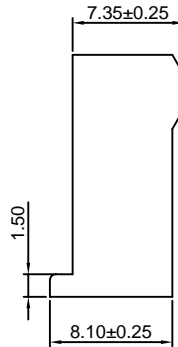
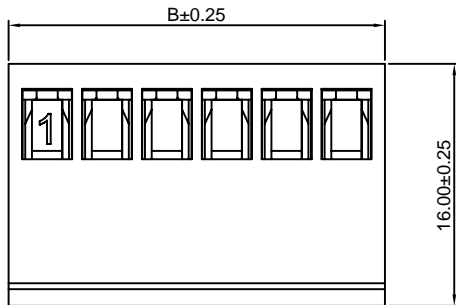
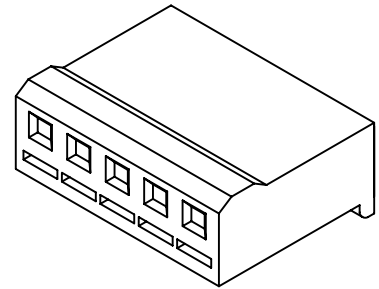
- *Material:Nylon 66,UL94V-2
- *Suitable CJT A3964-T(-L)series Terminal
- *Mates with CJT A3961WV,WR,WVA,WRA-XP(-A), A3961WV,WVA-XP-R(-A),A3961WVB-F,WRB-F-XP, A3961WVB,WRB,WVC,WRC-XP series Wafer
- *Color:Natural



Ordering Information:

A3964H-XP - ***
1 2

- 1.Part No.
- 2.Material:
(blank):Nylon 66,UL94V-2
V0:Nylon 66,UL94V-0
GWT:Nylon 66,UL94V-0,GWT 750°C



Ordering Information & Dimensions:

PART NO.	Dimensions	
	A	B
2P	3.96	9.06
3P	7.92	13.02
4P	11.88	16.98
5P	15.84	20.94
6P	19.80	24.90
7P	23.76	28.86
8P	27.72	32.82
9P	31.68	36.78
10P	35.64	40.74
11P	39.60	44.70
12P	43.56	48.66

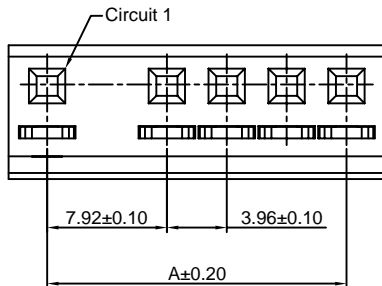
Unit: mm

A3964H-XP-A

7.92~3.96mm pitch Housing

Reference Informations:

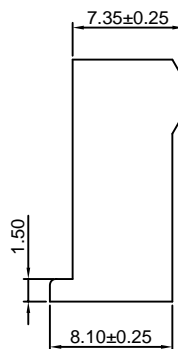
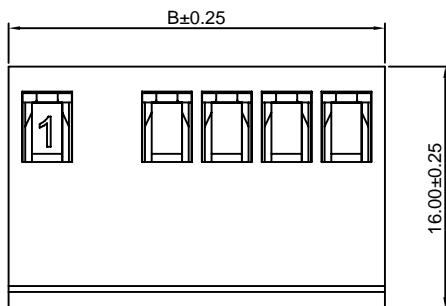
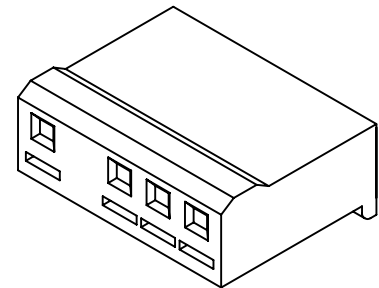
- *Material:Nylon 66,UL94V-2
- *Suitable CJT A3964-T(-L) series Terminal
- *Mates with CJT A3961WV,WR,WVA,WRA-XP(-A), A3961WV,WVA-XP-R(-A),A3961WVB-F,WRB-F-XP, A3961WVB,WRB,WVC,WRC-XP series Wafer
- *Color:Natural



Ordering Information:

A3964H-XP-A - ***
1 2

- 1.Part No.
- 2.Material:
(blank):Nylon 66,UL94V-2
V0:Nylon 66,UL94V-0
GWT:Nylon 66,UL94V-0,GWT 750°C



Ordering Information & Dimensions:

PART NO.	Dimensions	
	A	B
3P	7.92	13.02
4P	11.88	16.98
5P	15.84	20.94
6P	19.80	24.90
7P	23.76	28.86
8P	27.72	32.82
9P	31.68	36.78
10P	35.64	40.74
11P	39.60	44.70
12P	43.56	48.66

Unit: mm

A3964H-XP-B

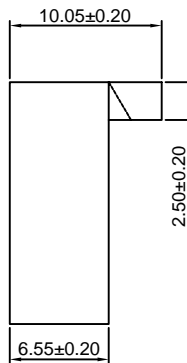
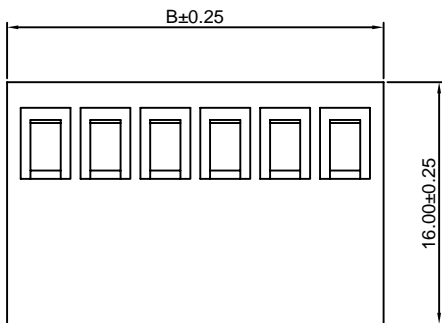
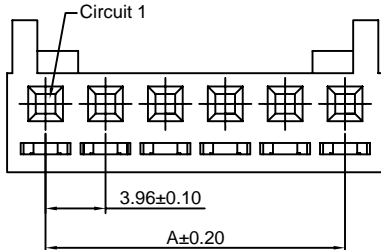
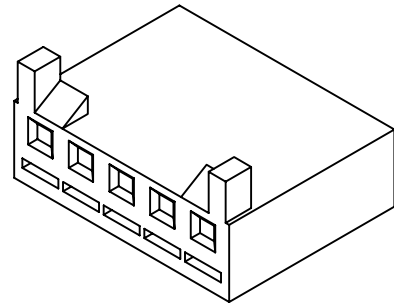
3.96mm pitch Housing

Reference Informations:

- *Material:Nylon 66,UL94V-0
- *Suitable CJT A3964-T(-L) series Terminal
- *Mates with CJT A3961WVA,WRA-XP(-A), A3961WVA-XP-R(-A),A3961WVB-F,WRB-F-XP, A3961WVB,WRB-XP,A3961WRB-F-L-XP series Wafer
- *Color:White

Ordering Information:

- A3964H-XP-B - *** - **
 1 2 3
- 1.Part No.
 - 2.Material:
(blank):Nylon 66,UL94V-0
GWT:Nylon 66,UL94V-0,GWT 750°C
 - 3.Color:
(blank):White
BK:Black



Ordering Information & Dimensions:

PART NO.	Dimensions	
	A	B
2P	3.96	9.06
3P	7.92	13.02
4P	11.88	16.98
5P	15.84	20.94
6P	19.80	24.90
7P	23.76	28.86
8P	27.72	32.82
9P	31.68	36.78
10P	35.64	40.74
11P	39.60	44.70
12P	43.56	48.66

Unit: mm

A3964H-XP-C

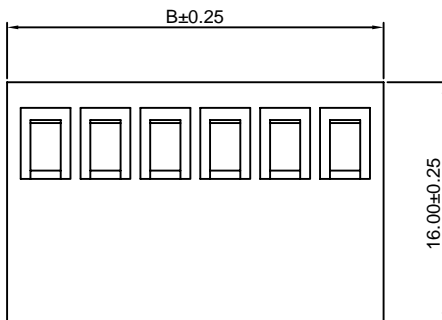
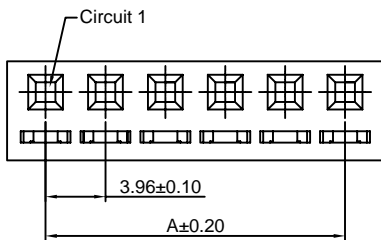
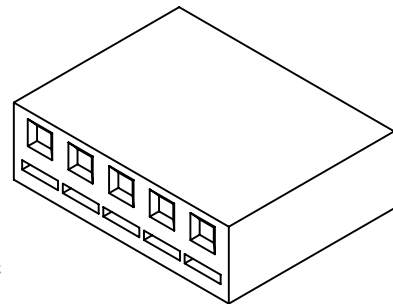
3.96mm pitch Housing

Reference Informations:

- *Material:Nylon 66,UL94V-0
- *Suitable CJT A3964-T(-L) series Terminal
- *Mates with CJT A3961WV,WR,WVA,WRA-XP(-A), A3961WV,WVA-XP-R(-A),A3961WVB-F,WRB-F-XP, A3961WVB,WRB,WVC,WRC-XP series Wafer
- *Color:White

Ordering Information:

- A3964H-XP-C - *** - **
 1 2 3
- 1.Part No.
 - 2.Material:
(blank):Nylon 66,UL94V-0
GWT:Nylon 66,UL94V-0,GWT 750°C
 - 3.Color:
(blank):White
BK:Black



Ordering Information & Dimensions:

PART NO.	Dimensions	
	A	B
2P	3.96	9.06
3P	7.92	13.02
4P	11.88	16.98
5P	15.84	20.94
6P	19.80	24.90
7P	23.76	28.86
8P	27.72	32.82
9P	31.68	36.78
10P	35.64	40.74
11P	39.60	44.70
12P	43.56	48.66

Unit: mm

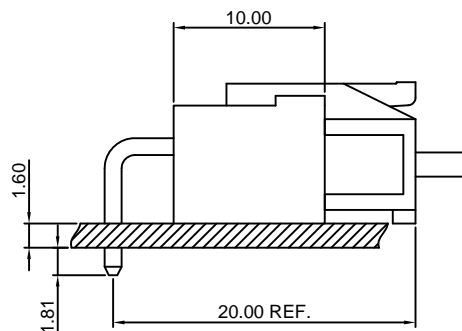
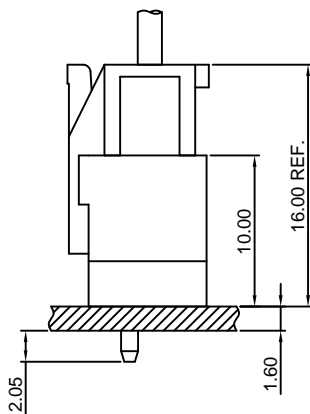
Specifications

- Current rating:7A AC,DC
- Voltage rating:250V AC,DC
- Temperature range:-40°C~+105°C
- Contact resistance:10mΩMax.
- Insulation resistance:1000MΩMin.
- Withstanding voltage:1500V AC/minute
- *Compliant with RoHS and REACH*
- *Meet the HF/Halogen Free,GWT/Glow wire Test (IEC60335-1) request,need to customize*
- *Contact CJT for details*

Standards



Assembly layout

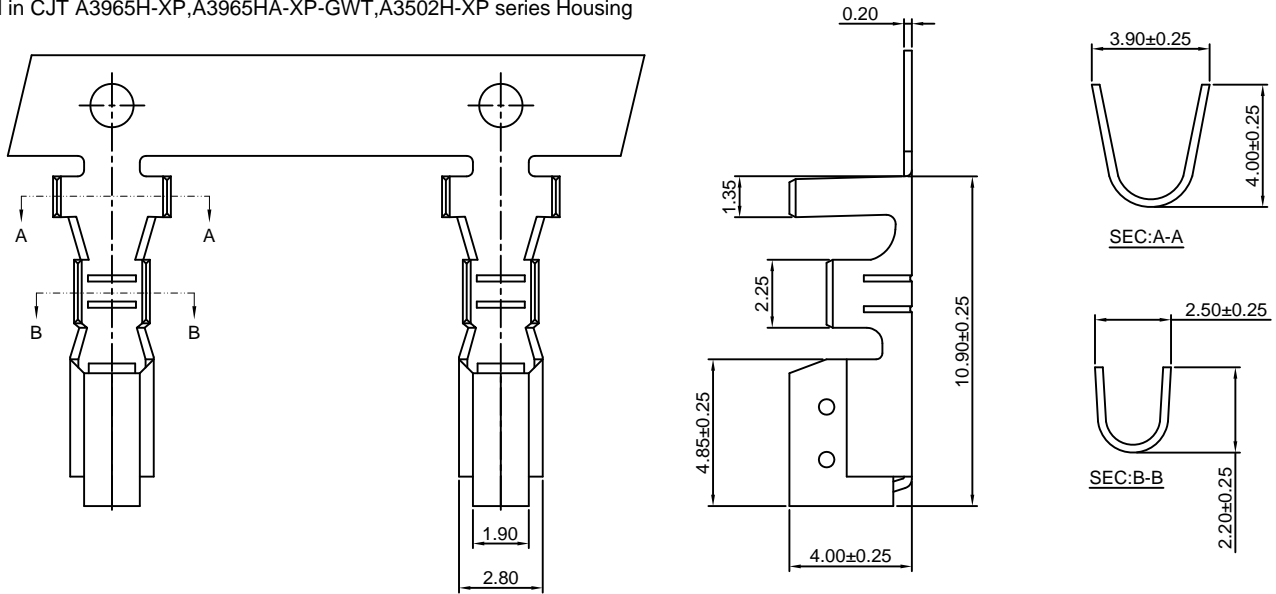


A3965-T

3.96mm pitch Crimp Terminal

Reference Informations:

*Used in CJT A3965H-XP, A3965HA-XP-GWT, A3502H-XP series Housing



Ordering information & Specifications:

Unit:mm

Part NO.	Wire Range	Insulation O.D.	Material	Finish	Qty/reel
A3965-TB	AWG#18-#24	3.20mm(max)	Brass	Tin over Nickel	3,000 PCS
A3965-TP	AWG#18-#24	3.20mm(max)	Phosphor Bronze	Tin over Nickel	3,000 PCS
A3965-GB	AWG#18-#24	3.20mm(max)	Brass	Gold over Nickel	3,000 PCS
A3965-GP	AWG#18-#24	3.20mm(max)	Phosphor Bronze	Gold over Nickel	3,000 PCS

Optional Gold plating available but MOQ requested

A3965H-XP

3.96mm pitch Housing

Reference Informations:

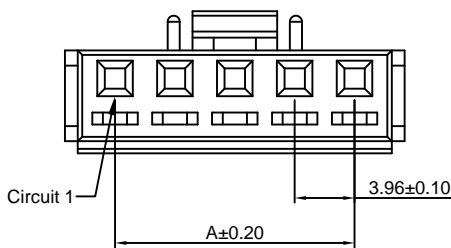
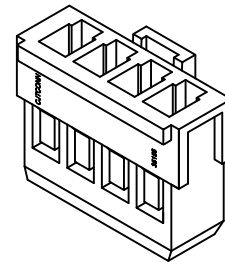
*Material:Nylon 66,UL94V-0

*Suitable CJT A3965-T series Terminal

*Mates with CJT A3965HM-XP series Housing and

A3965WV, WR-XP(-A), A3965WV-F-XP(-A)-GWT series Wafer

*Color:White



Ordering Information:

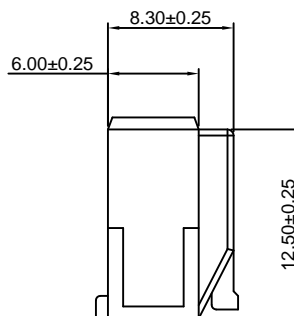
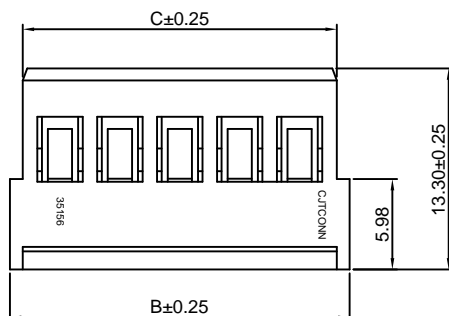
A3965H-XP - ***
1 2

1.Part No.

2.Material:

(blank):Nylon 66,UL94V-0

GWT:Nylon 66,UL94V-0,GWT 750°C



Ordering Information & Dimensions:

PART NO.	Dimensions		
	A	B	C
2P	3.96	10.58	8.88
3P	7.92	14.54	12.84
4P	11.88	18.50	16.80
5P	15.84	22.46	20.76
6P	19.80	26.42	24.72
7P	23.76	30.38	28.68
8P	27.72	34.34	32.64
9P	31.68	38.30	36.60
10P	35.64	42.26	40.56
11P	39.60	46.22	44.52
12P	43.56	50.18	48.48
13P	47.52	54.14	52.44
14P	51.48	58.10	56.40
15P	55.44	62.06	60.36

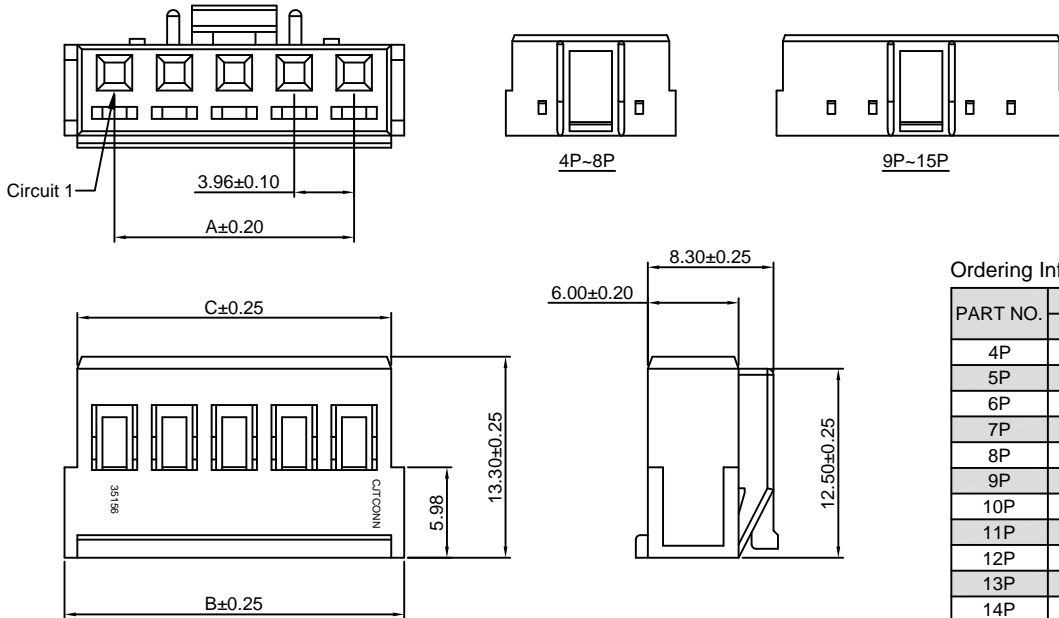
Unit: mm

A3965HA-XP-GWT

3.96mm pitch Housing

Reference Informations:

- *Material: Nylon 66, UL94V-0, GWT 750°C
- *Suitable CJT A3965-T series Terminal
- *Mates with CJT A3965HM-XP series Housing and A3965WV, WR-XP(-A), A3965WV-F-XP(-A)-GWT series Wafer and A3965S-XP-GWT series Retainer
- *Color: Ivory



Ordering Information & Dimensions:

PART NO.	Dimensions		
	A	B	C
4P	11.88	18.50	16.80
5P	15.84	22.46	20.76
6P	19.80	26.42	24.72
7P	23.76	30.38	28.68
8P	27.72	34.34	32.64
9P	31.68	38.30	36.60
10P	35.64	42.26	40.56
11P	39.60	46.22	44.52
12P	43.56	50.18	48.48
13P	47.52	54.14	52.44
14P	51.48	58.10	56.40
15P	55.44	62.06	60.36

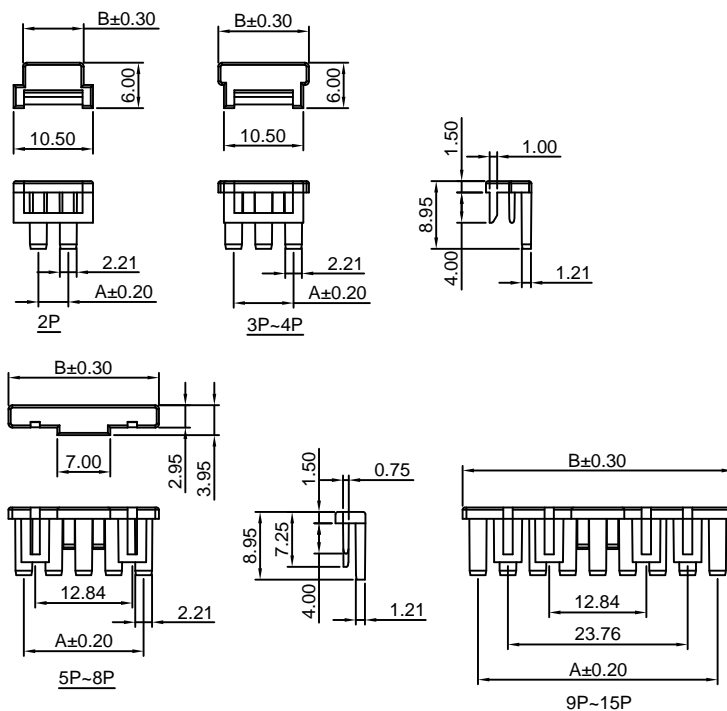
Unit: mm

A3965S-XP-GWT

3.96mm pitch Retainer

Reference Informations:

- *Material: Nylon 66, UL94V-0, GWT 750°C
- *Used in CJT A3965HA-XP-GWT series Housing
- *Color: Brick Red



Ordering Information & Dimensions:

PART NO.	Dimensions	
	A	B
2P	3.96	8.02
3P	7.92	11.98
4P	11.88	15.94
5P	15.84	19.90
6P	19.80	23.86
7P	23.76	27.82
8P	27.72	31.78
9P	31.68	35.74
10P	35.64	39.70
11P	39.60	43.66
12P	43.56	47.62
13P	47.52	51.58
14P	51.48	55.54
15P	55.44	59.50

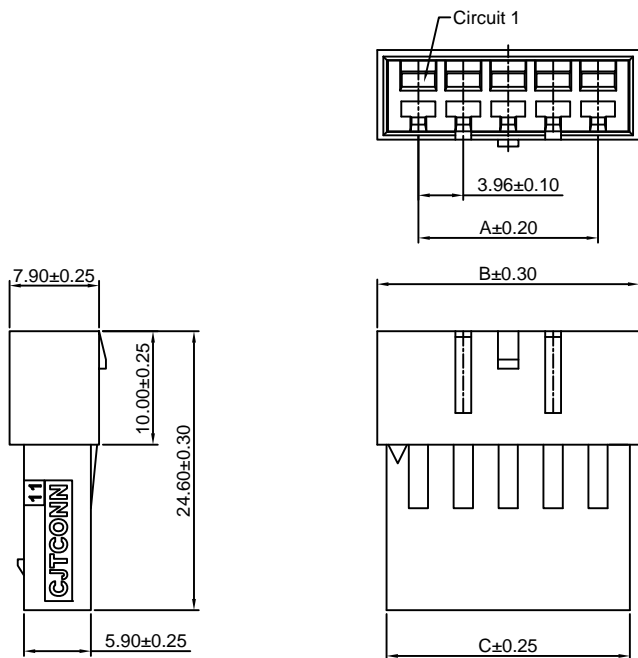
Unit: mm

A3965HM-XP-GWT

3.96mm pitch Housing

Reference Informations:

- *Material:Nylon 66,UL94V-0,GWT 750°C
- *Suitable CJT A3965M-T series Terminal
- *Mates with CJT A3965H-XP,A3965HA-XP-GWT series Housing
- *Color:White



Ordering Information & Dimensions:

PART NO.	Dimensions		
	A	B	C
2P	3.96	11.22	9.65
3P	7.92	15.18	13.52
4P	11.88	19.14	17.39
5P	15.84	23.10	21.26
6P	19.80	27.06	25.13
7P	23.76	31.02	29.00
8P	27.72	34.98	32.87
9P	31.68	38.94	36.74
10P	35.64	42.90	40.61
11P	39.60	46.86	44.48
12P	43.56	50.82	48.35
13P	47.52	54.78	52.22
14P	51.48	58.74	56.09
15P	55.44	62.70	59.96

Unit: mm

A3965WV(-F)-XP

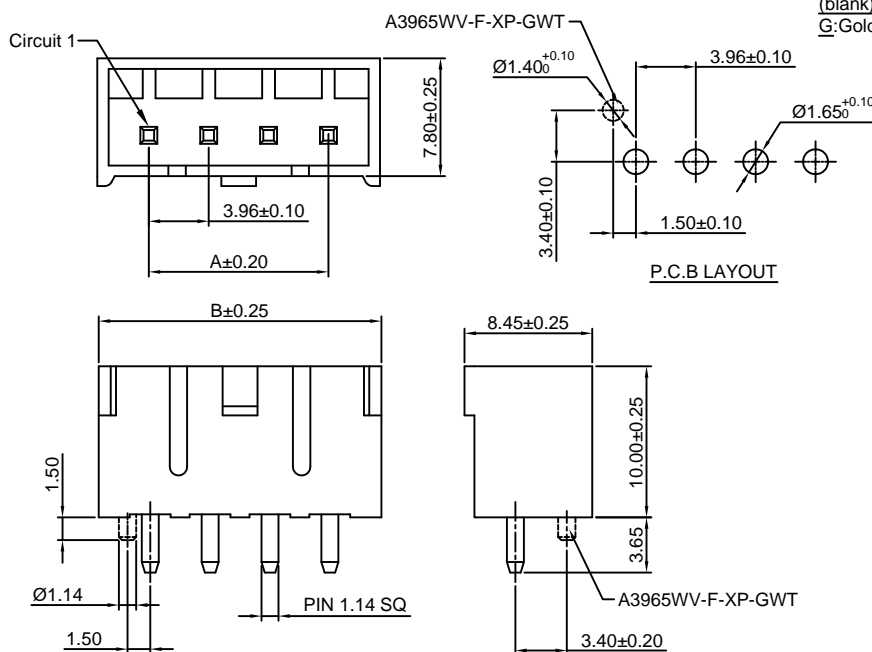
3.96mm pitch 180° Wafer

Reference Informations:

- *Material:Pin:Brass/Tin over Nickel
Insulator:Nylon 66,UL94V-0,Nylon 66,UL94V-0 GWT 750°C
- *Mates with CJT A3965H-XP,A3965HA-XP-GWT series Housing
- *Color:Ivory

Ordering Information:

- A3965WV(-F)-XP - **
- 1 2
- Part No.
 - Material:
(blank):Nylon 66,UL94V-0 (A3965WV-XP)
GWT:Nylon 66,UL94V-0,GWT 750°C (A3965WV(-F)-XP)
 - Finish:
(blank):Tin over Nickel
G:Gold over Nickel



Ordering Information & Dimensions:

PART NO.	Dimensions	
	A	B
2P	3.96	10.58
3P	7.92	14.54
4P	11.88	18.50
5P	15.84	22.46
6P	19.80	26.42
7P	23.76	30.38
8P	27.72	34.34
9P	31.68	38.30
10P	35.64	42.26
11P	39.60	46.22
12P	43.56	50.18
13P	47.52	54.14
14P	51.48	58.10
15P	55.44	62.06

Unit: mm

A3965WR-XP

3.96mm pitch 90° Wafer

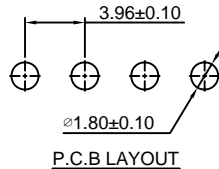
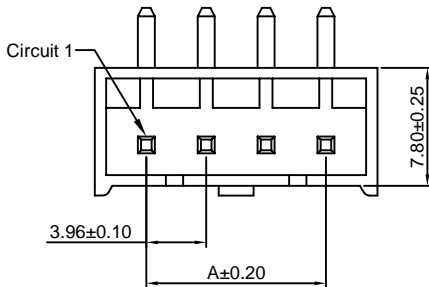
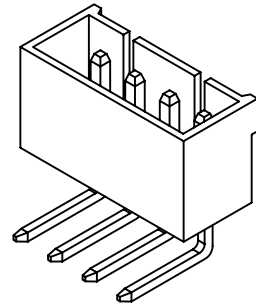
Reference Informations:

*Material:Pin:Brass/Tin over Nickel
Insulator:Nylon 66,UL94V-0

*Mates with CJT A3965H-XP,A3965HA-XP-GWT series Housing
*Color:White

Ordering Information:
A3965WR-XP - *** - **
1 2 3

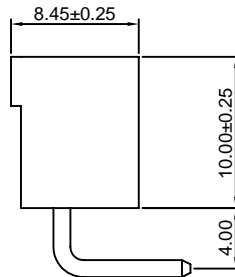
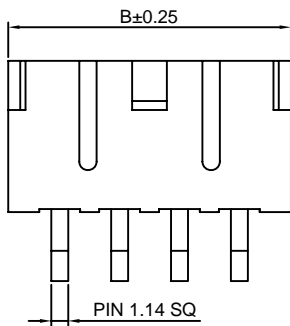
- 1.Part No.
- 2.Material:
(blank):Nylon 66,UL94V-0
GWT:Nylon 66,UL94V-0,GWT 750°C
- 3.Finish:
(blank):Tin over Nickel
G:Gold over Nickel



Ordering Information & Dimensions:

PART NO.	Dimensions	
	A	B
2P	3.96	10.58
3P	7.92	14.54
4P	11.88	18.50
5P	15.84	22.46
6P	19.80	26.42
7P	23.76	30.38
8P	27.72	34.34
9P	31.68	38.30
10P	35.64	42.26
11P	39.60	46.22
12P	43.56	50.18
13P	47.52	54.14
14P	51.48	58.10
15P	55.44	62.06

Unit: mm



A3965WV-XP-A

7.92mm pitch 180° Wafer

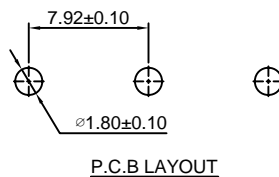
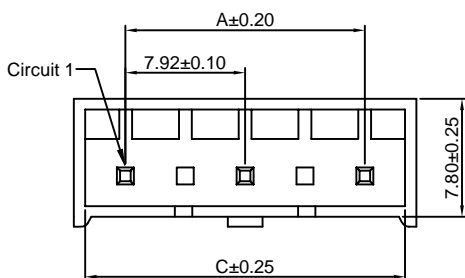
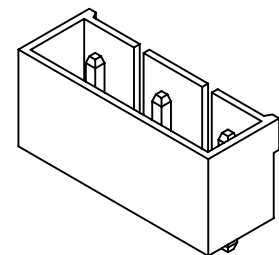
Reference Informations:

*Material:Pin:Brass/Tin over Nickel
Insulator:Nylon 66, UL94V-0

*Mates with CJT A3965H-XP,A3965HA-XP-GWT series Housing
*Color:White

Ordering Information:
A3965WV-XP-A - *** - **
1 2 3

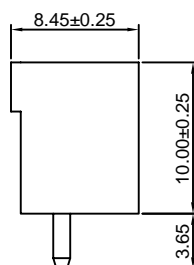
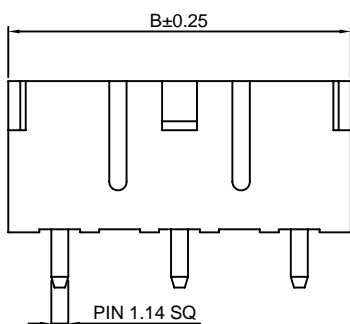
- 1.Part No.
- 2.Material:
(blank):Nylon 66,UL94V-0
GWT:Nylon 66,UL94V-0,GWT 750°C
- 3.Finish:
(blank):Tin over Nickel
G:Gold over Nickel



Ordering Information & Dimensions:

PART NO.	Dimensions		
	A	B	C
3P	7.92	14.74	13.14
5P	15.84	22.66	21.06
7P	23.76	30.58	28.98
9P	31.68	38.50	36.90
11P	39.60	46.42	44.82
13P	47.52	54.34	52.74
15P	55.44	62.26	60.66

Unit: mm



A3965WR-XP-A

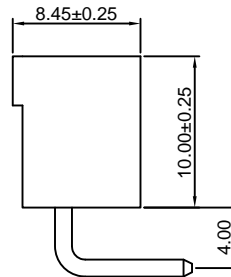
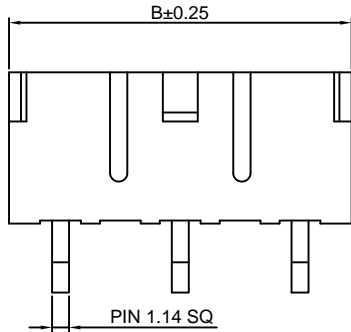
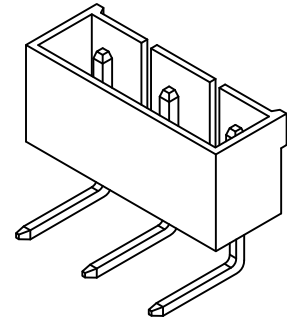
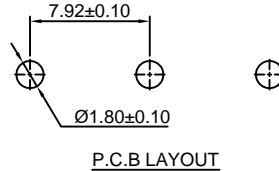
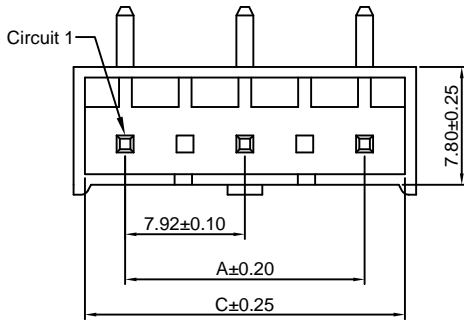
7.92mm pitch 90° Wafer

Reference Informations:

- *Material: Pin: Brass/Tin over Nickel
Insulator: Nylon 66, UL94V-0
- *Mates with CJT A3965H-XP, A3965HA-XP-GWT series Housing
- *Color: White

Ordering Information:

- A3965WR-XP-A - $\frac{***}{2}$ - $\frac{**}{3}$
1. Part No.
 2. Material:
(blank): Nylon 66, UL94V-0
GWT: Nylon 66, UL94V-0, GWT 750°C
 3. Finish:
(blank): Tin over Nickel
G: Gold over Nickel



Ordering Information & Dimensions:

PART NO.	Dimensions		
	A	B	C
3P	7.92	14.74	13.14
5P	15.84	22.66	21.06
7P	23.76	30.58	28.98
9P	31.68	38.50	36.90
11P	39.60	46.42	44.82
13P	47.52	54.34	52.74
15P	55.44	62.26	60.66

Unit: mm

A3965WV-F-XP-A-GWT

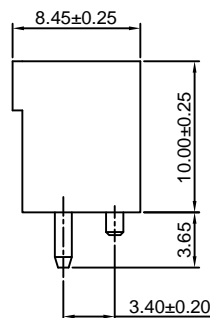
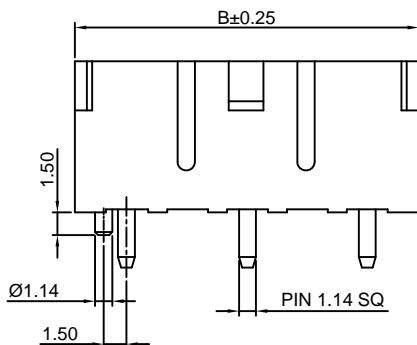
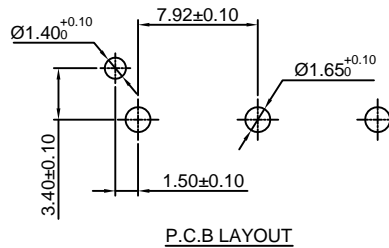
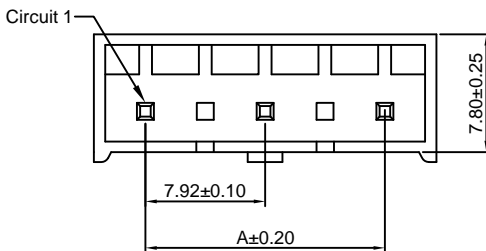
3.96mm pitch 180° Wafer

Reference Informations:

- *Material: Pin: Brass/Tin over Nickel
Insulator: Nylon 66, UL94V-0, GWT 750°C
- *Mates with CJT A3965H-XP, A3965HA-XP-GWT series Housing
- *Color: Ivory

Ordering Information:

- A3965WV-F-XP-A-GWT - $\frac{**}{2}$
1. Part No.
 2. Finish:
(blank): Tin over Nickel
G: Gold over Nickel



Ordering Information & Dimensions:

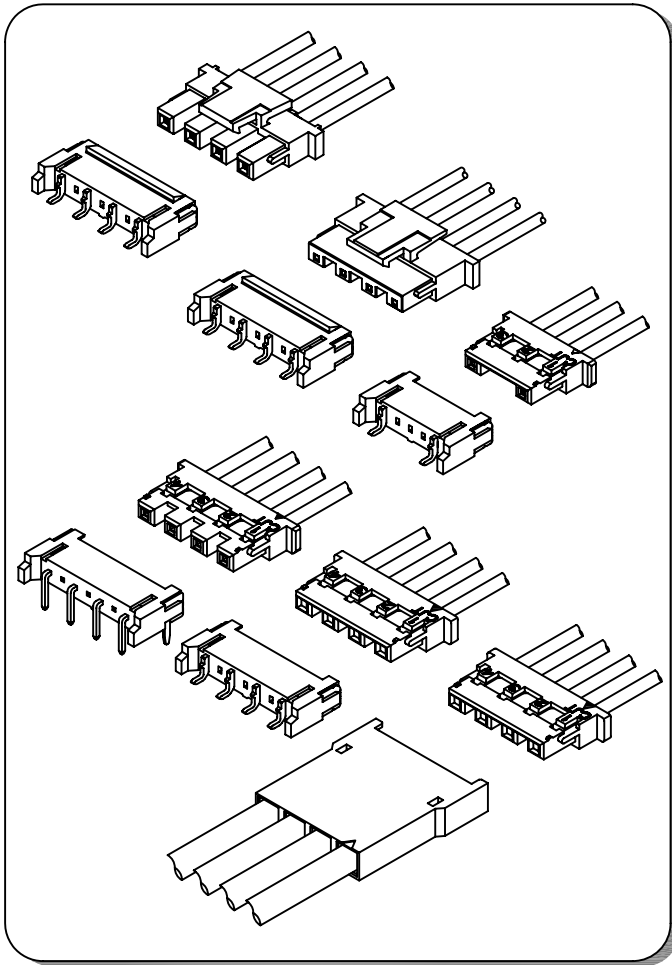
PART NO.	Dimensions	
	A	B
3P	7.92	14.54
5P	15.84	22.46
7P	23.76	30.38
9P	31.68	38.30
11P	39.60	46.22
13P	47.52	54.14
15P	55.44	62.06

Unit: mm

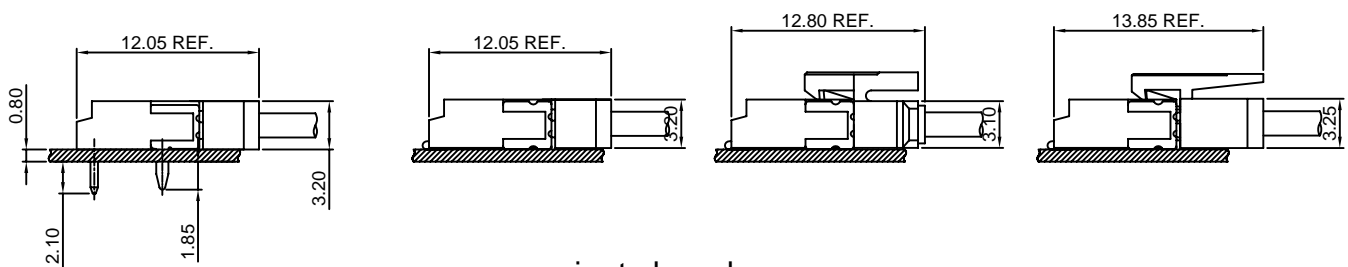
Specifications

- Current rating:1A AC,DC
- Voltage rating:600V AC,DC
- Temperature range:-40°C~+105°C
- Contact resistance:10mΩMax.
- Insulation resistance:1000MΩMin.
- Withstanding voltage:1800V AC/minute
- *Compliant with RoHS and REACH*
- *Meet the HF/Halogen Free,GWT/Glow wire Test (IEC60335-1) request,need to customize*
- *Contact CJT for details*

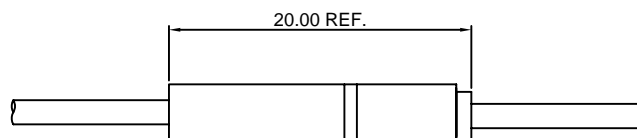
Standards



Assembly layout



wire to board



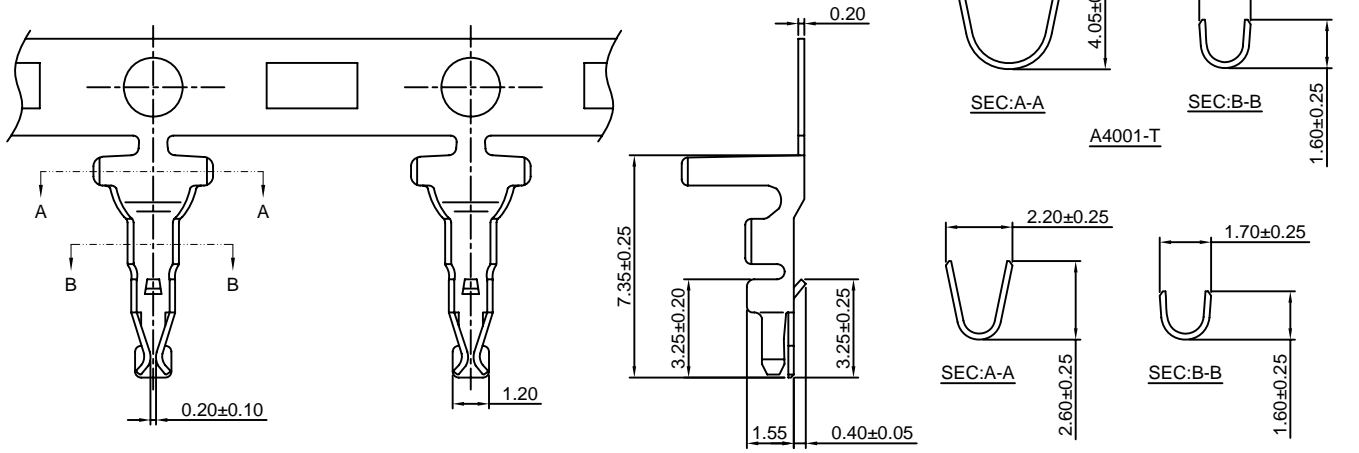
wire to wire

A4001-T

4.00mm pitch Crimp Terminal

Reference Informations:

*Used in CJT A4001H,HC-XP series Housing



A4001-T-L

Ordering information & Specifications:

Unit:mm

Part NO.	Wire Range	Insulation O.D.	Material	Finish	Qty/reel
A4001-TP	AWG#18-#22	3.00mm(max)	Phosphor Bronze	Tin over Nickel	5,000 PCS
A4001-GP	AWG#18-#22	3.00mm(max)	Phosphor Bronze	Gold over Nickel	5,000 PCS
A4001-TP-L	AWG#22-#28	1.60mm(max)	Phosphor Bronze	Tin over Nickel	8,000 PCS
A4001-GP-L	AWG#22-#28	1.60mm(max)	Phosphor Bronze	Gold over Nickel	8,000 PCS

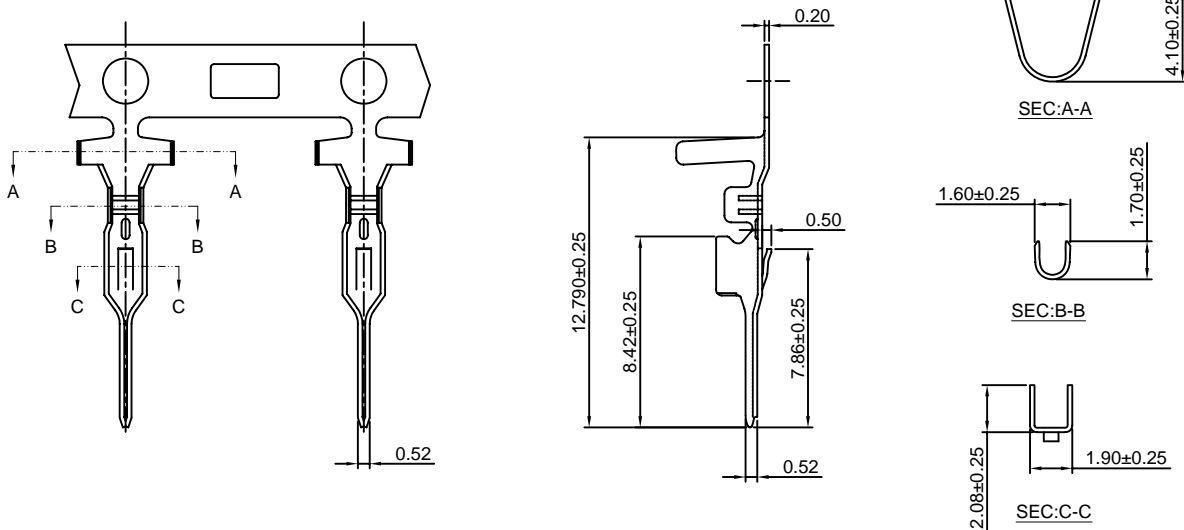
Optional Gold plating available but MOQ requested

A4001M-T

4.00mm pitch Crimp Terminal

Reference Informations:

*Used in CJT A4001HM-XP series Housing



Ordering information & Specifications:

Unit:mm

Part NO.	Wire Range	Insulation O.D.	Material	Finish	Qty/reel
A4001M-TP	AWG#22-#28	2.40mm(max)	Phosphor Bronze	Tin over Nickel	5,000 PCS
A4001M-GP	AWG#22-#28	2.40mm(max)	Phosphor Bronze	Gold over Nickel	5,000 PCS

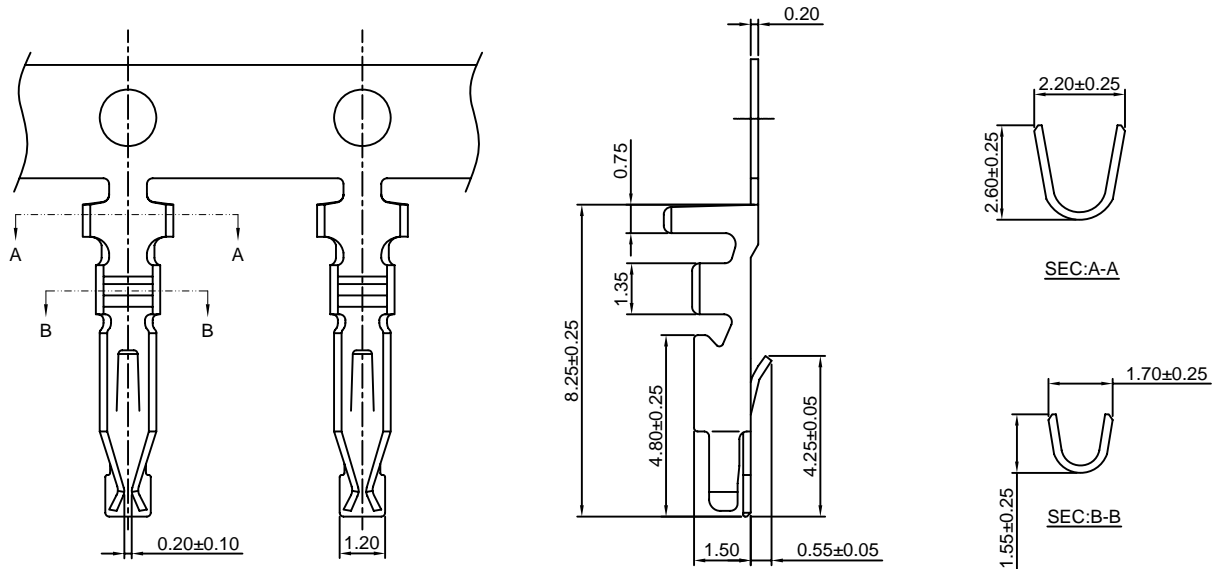
Optional Gold plating available but MOQ requested

A4001A-T

4.00mm pitch Crimp Terminal

Reference Informations:

*Used in CJT A4001HA,HB-XP series Housing



Ordering information & Specifications:

Unit:mm

Part NO.	Wire Range	Insulation O.D.	Material	Finish	Qty/reel
A4001A-TP	AWG#24-#28	1.60mm(max)	Phosphor Bronze	Tin over Nickel	10,000 PCS
A4001A-GP	AWG#24-#28	1.60mm(max)	Phosphor Bronze	Gold over Nickel	10,000 PCS

Optional Gold plating available but MOQ requested

A4001H-XP

4.00mm pitch Housing

Reference Informations:

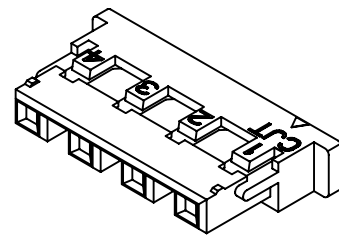
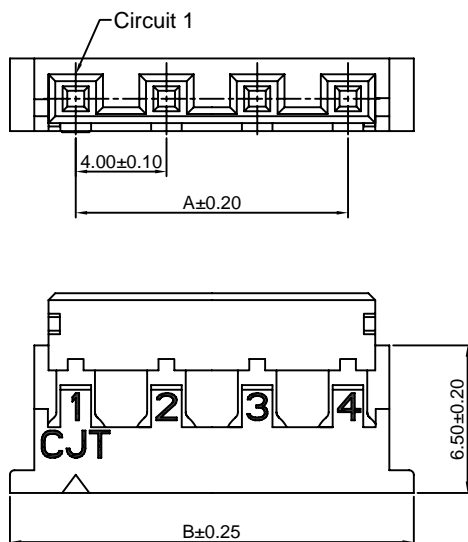
*Material:Nylon 66,UL94V-0

*Suitable CJT A4001-T series Terminal

*Mates with CJT A4001HM-XP series Housing

or A4001WR,WRA-XP,A4001WR-S,WRA-S-XP series Wafer

*Color:White



Ordering Information & Dimensions:

PART NO.	Dimensions	
	A	B
2P	4.00	9.80
3P	8.00	13.80
4P	12.00	17.80
5P	16.00	21.80

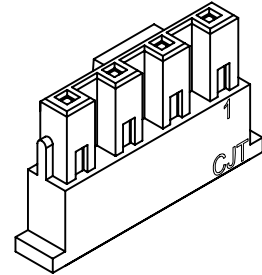
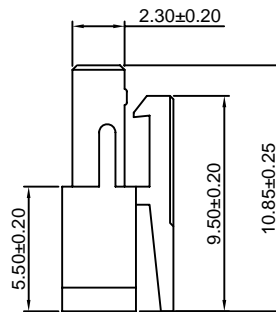
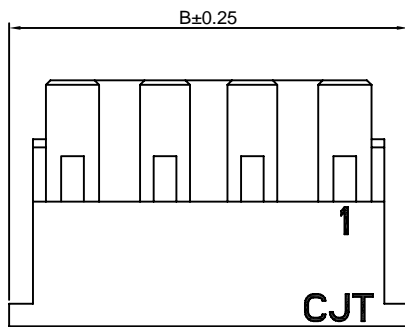
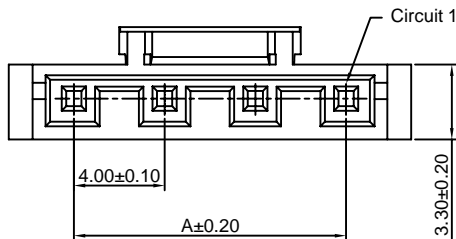
Unit: mm

A4001HA-XP

4.00mm pitch Housing

Reference Informations:

- *Material:Nylon 66,UL94V-0
- *Suitable CJT A4001A-T series Terminal
- *Mates with CJT A4001HMA-XP or A4001WRA-XP , A4001WRA-S-XP series Wafer
- *Color:White



Ordering Information & Dimensions:

PART NO.	Dimensions	
	A	B
2P	4.00	9.80
3P	8.00	13.80
4P	12.00	17.80
5P	16.00	21.80

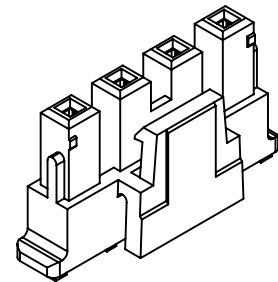
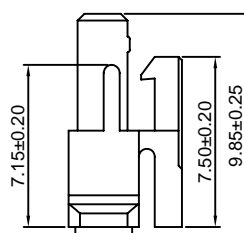
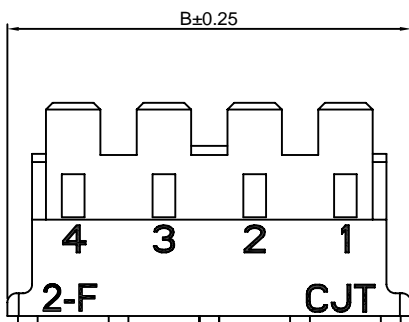
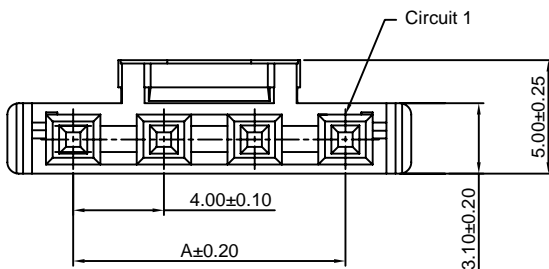
Unit: mm

A4001HB-XP

4.00mm pitch Housing

Reference Informations:

- *Material:Nylon 66,UL94V-0
- *Suitable CJT A4001A-T series Terminal
- *Mates with CJT A4001HMA-XP or A4001WRA-XP , A4001WRA-S-XP series Wafer
- *Color:White



Ordering Information & Dimensions:

PART NO.	Dimensions	
	A	B
2P	4.00	9.80
3P	8.00	13.80
4P	12.00	17.80
5P	16.00	21.80

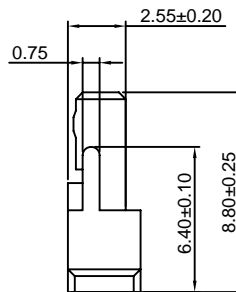
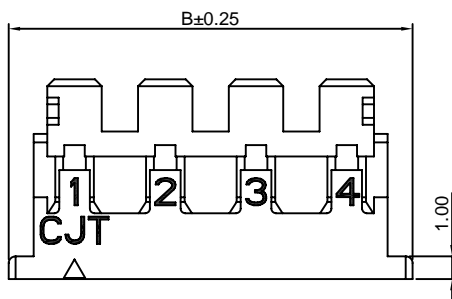
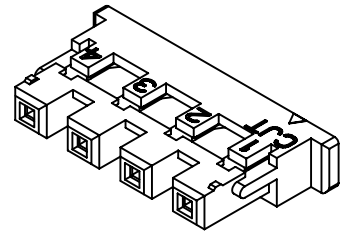
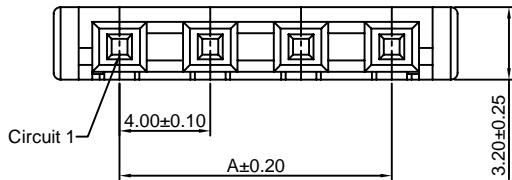
Unit: mm

A4001HC-XP

4.00mm pitch Housing

Reference Informations:

- *Material:Nylon 66,UL94V-0
- *Suitable CJT A4001-T series Terminal
- *Mates with CJT A4001HM-XP series Housing
- *Color:White



Ordering Information & Dimensions:

PART NO.	Dimensions	
	A	B
2P	4.00	9.80
3P	8.00	13.80
4P	12.00	17.80
5P	16.00	21.80

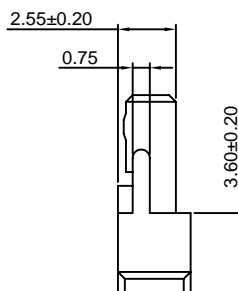
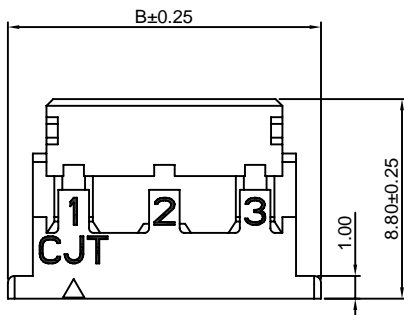
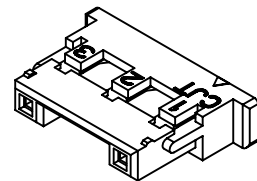
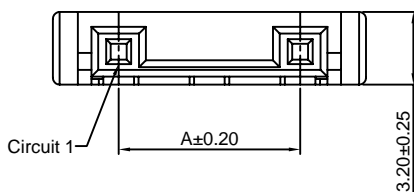
Unit: mm

A4001H-XP-A

4.00mm pitch Housing

Reference Informations:

- *Material:Nylon 66,UL94V-0
- *Suitable CJT A4001 series Terminal
- *Mates with CJT A4001HM series Housing
- *Color:White



Ordering Information & Dimensions:

PART NO.	Dimensions	
	A	B
3P	8.00	13.80
5P	16.00	21.80

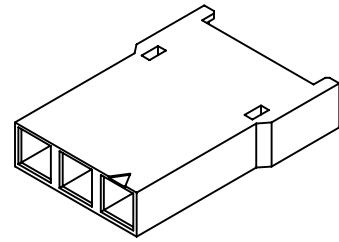
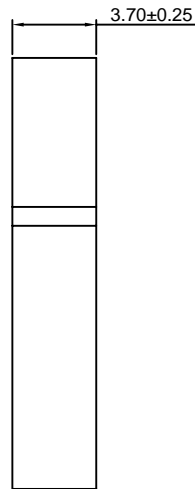
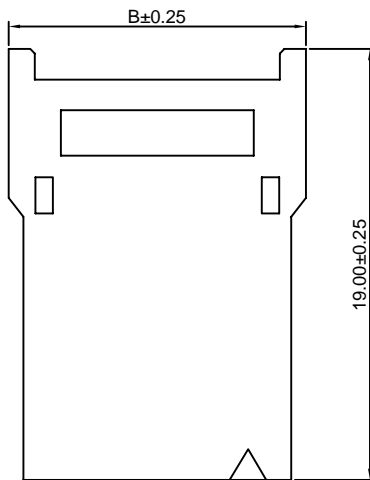
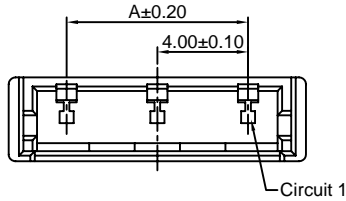
Unit: mm

A4001HM-XP

4.00mm pitch Housing

Reference Informations:

- *Material:Nylon 66,UL94V-0
- *Suitable CJT A4001M-T series Terminal
- *Mates with CJT A4001H,HC-XP,A4001H-XP-A series Housing
- *Color:White



Ordering Information & Dimensions:

PART NO.	Dimensions	
	A	B
2P	4.00	9.10
3P	8.00	13.10
4P	12.00	17.10
5P	16.00	21.10

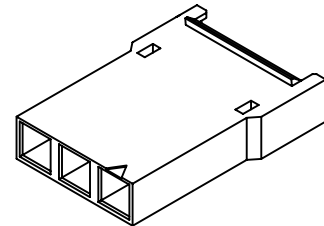
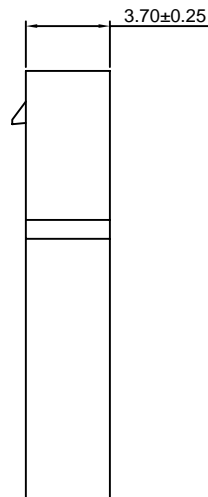
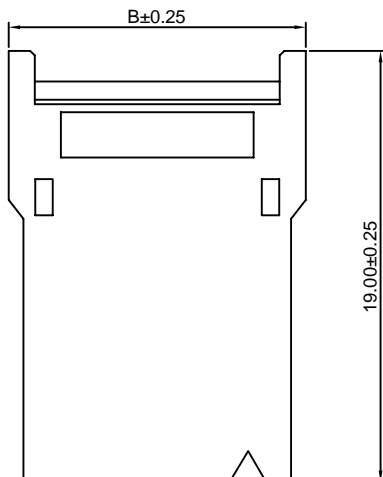
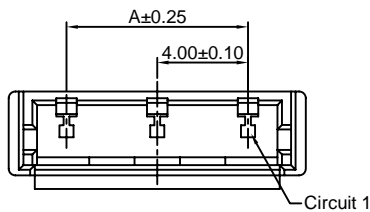
Unit: mm

A4001HMA-XP

4.00mm pitch Housing

Reference Informations:

- *Material:Nylon 66,UL94V-0
- *Suitable CJT A4001M-T series Terminal
- *Mates with CJT A4001HA,HB-XP series Housing
- *Color:White



Ordering Information & Dimensions:

PART NO.	Dimensions	
	A	B
2P	4.00	9.10
3P	8.00	13.10
4P	12.00	17.10
5P	16.00	21.10

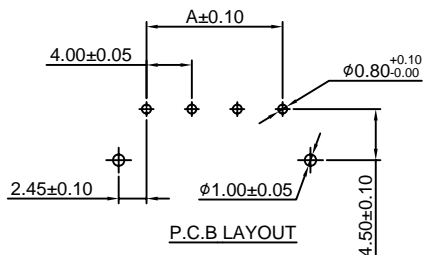
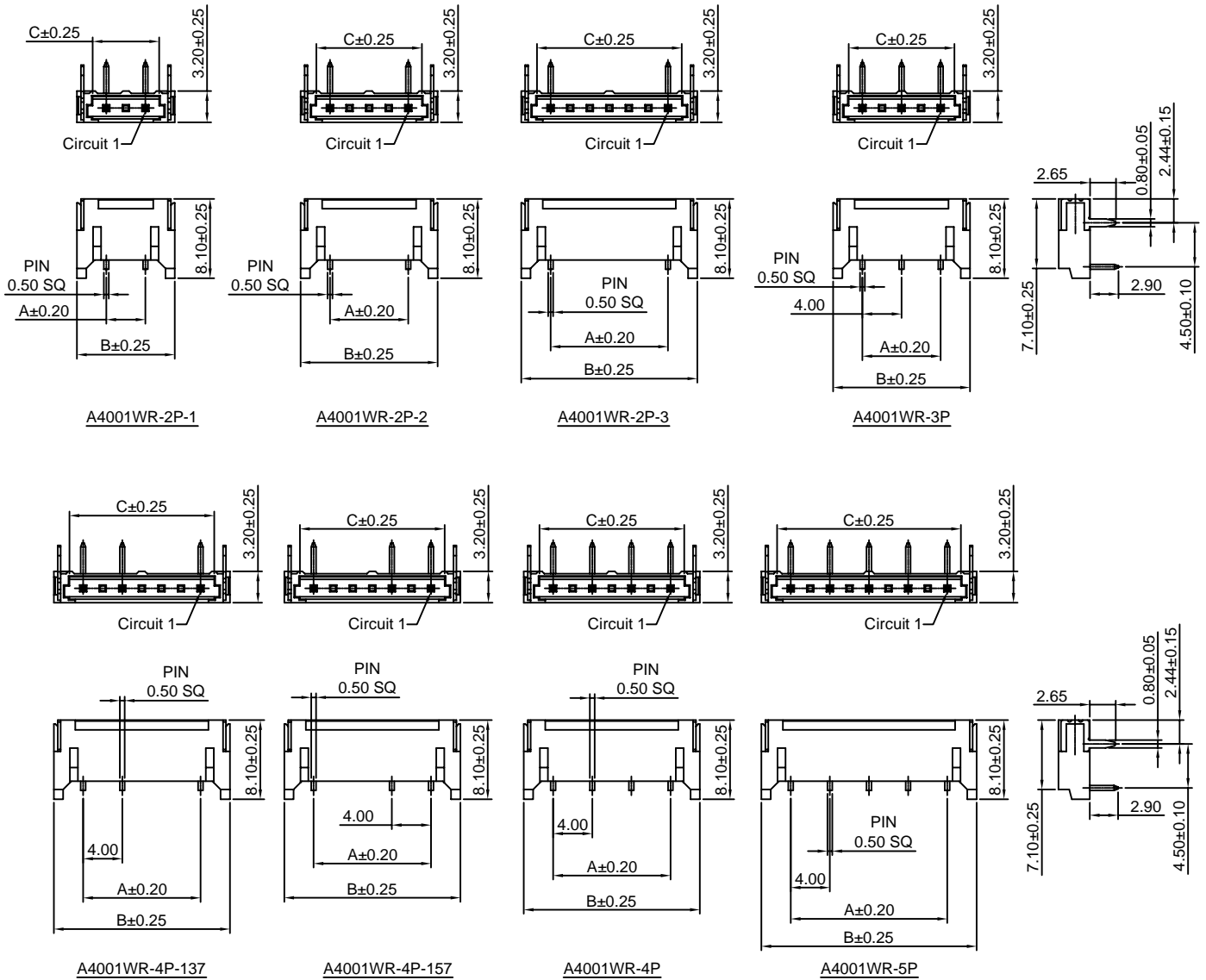
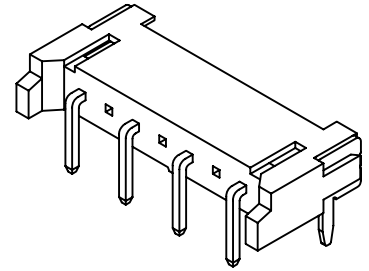
Unit: mm

A4001WR-XP

4.00mm pitch 90° Wafer-DIP TYPE

Reference Informations:

- *Material: Pin: Brass/Tin over Nickel
Solder Pin: Brass/Tin over Nickel
Insulator: Nylon 6T, UL94V-0
- *Mates with CJT A4001H-XP series Housing
- *Color: Beige



Ordering Information & Dimensions:

PART NO.	Dimensions		
	A	B	C
2P-1	4.00	10.00	6.80
2P-2	8.00	14.00	10.80
2P-3	12.00	18.00	14.80
3P	8.00	14.00	10.80
4P-137	12.00	18.00	14.80
4P-157	12.00	18.00	14.80
4P	12.00	18.00	14.80
5P	16.00	22.00	18.80

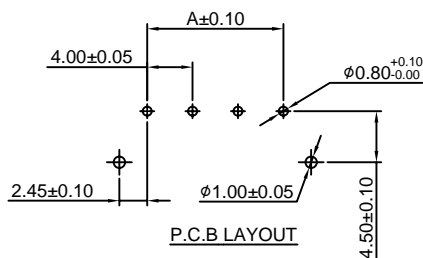
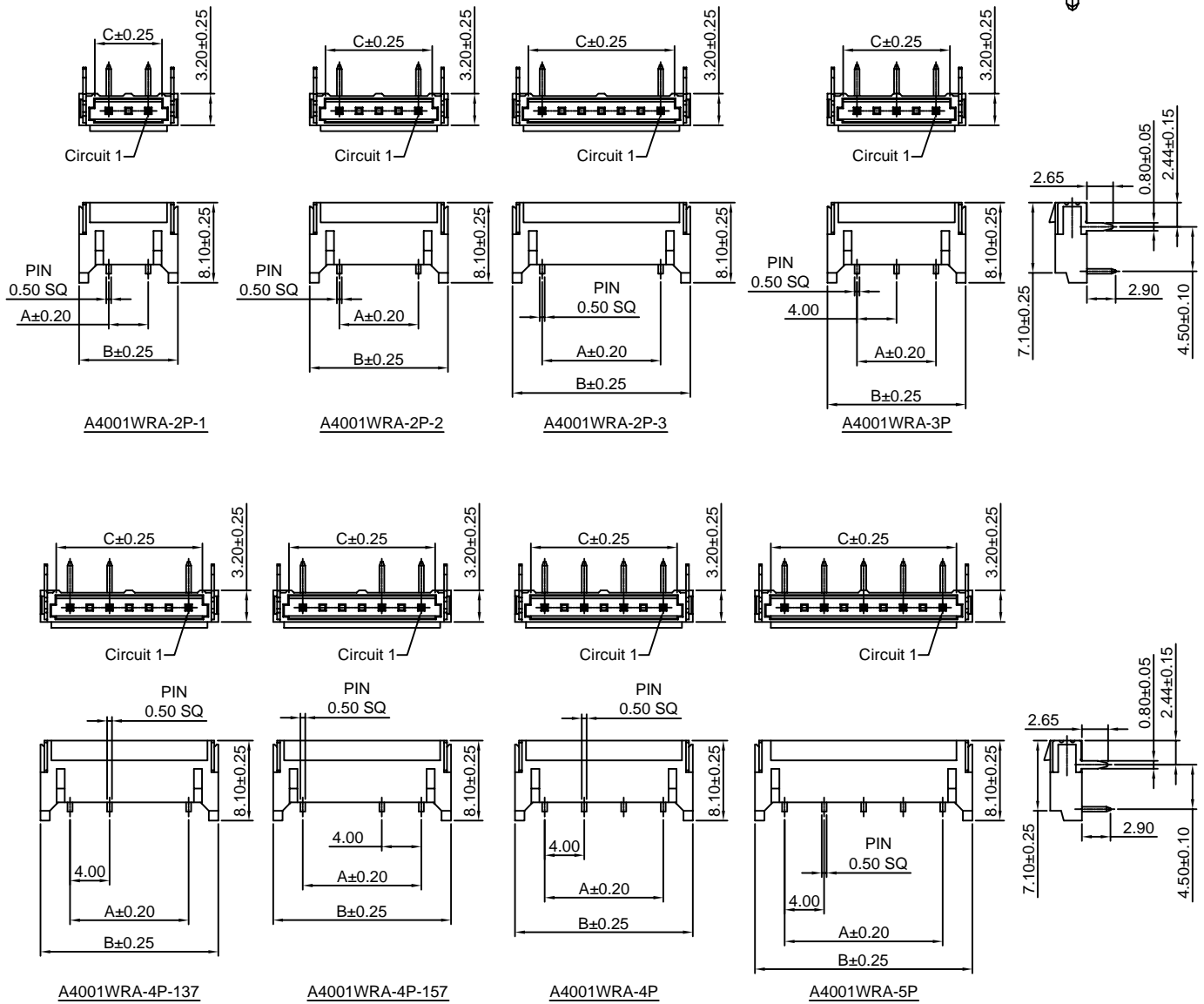
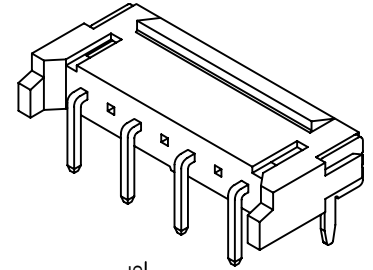
Unit: mm

A4001WRA-XP

4.00mm pitch 90° Wafer-DIP TYPE

Reference Informations:

- *Material:Pin:Brass/Tin over Nickel
Solder Pin:Brass/Tin over Nickel
Insulator:Nylon 6T,UL94V-0
- *Mates with CJT A4001HA,HB-XP series Housing
- *Color:Beige



Ordering Information & Dimensions:

PART NO.	Dimensions		
	A	B	C
2P-1	4.00	10.00	6.80
2P-2	8.00	14.00	10.80
2P-3	12.00	18.00	14.80
3P	8.00	14.00	10.80
4P-137	12.00	18.00	14.80
4P-157	12.00	18.00	14.80
4P	12.00	18.00	14.80
5P	16.00	22.00	18.80

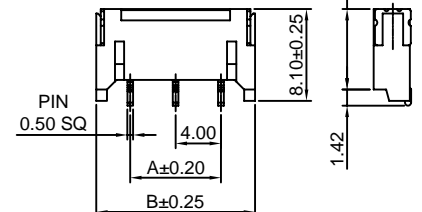
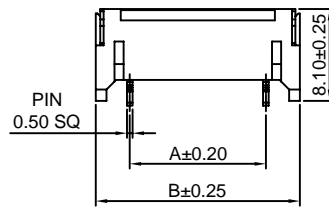
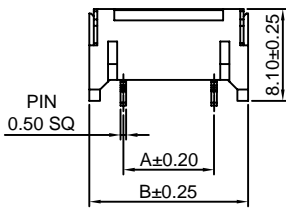
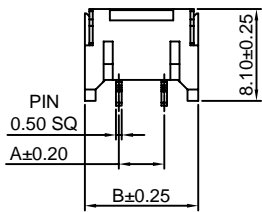
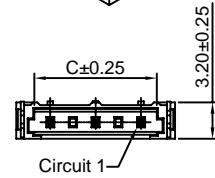
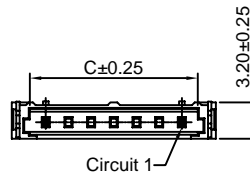
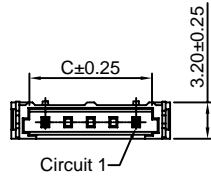
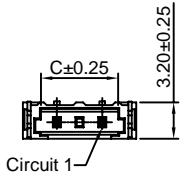
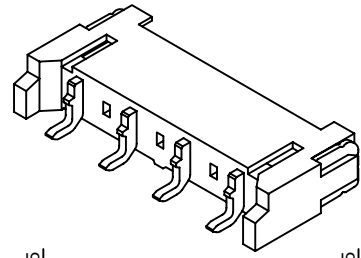
Unit: mm

A4001WR-S-XP

4.00mm pitch 90° Wafer-SMT TYPE

Reference Informations:

- *Material:Pin:Brass/Tin over Nickel
Solder Tabs:Brass/Tin over Nickel
Insulator:Nylon 6T,UL94V-0
- *Mates with CJT A4001H-XP series Housing
- *Color:Beige

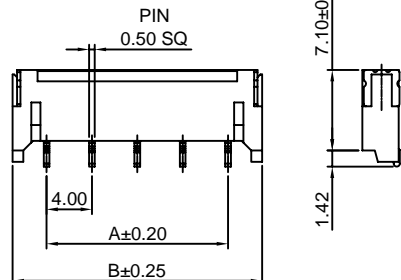
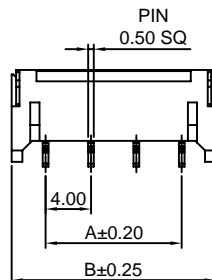
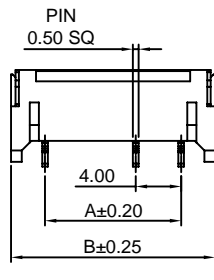
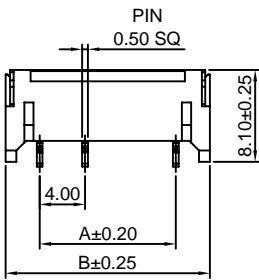
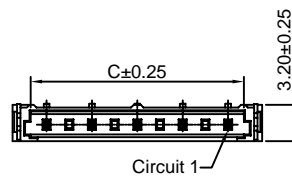
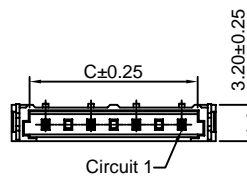
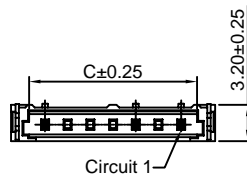
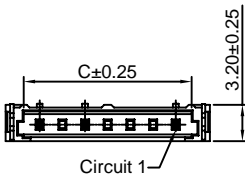


A4001WR-S-2P-1

A4001WR-S-2P-2

A4001WR-S-2P-3

A4001WR-S-3P

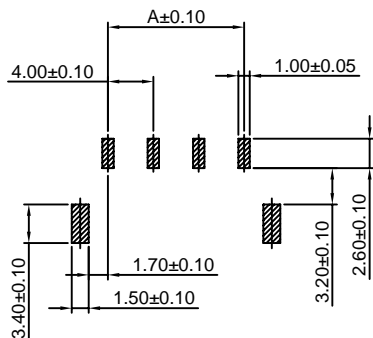


A4001WR-S-4P-137

A4001WR-S-4P-157

A4001WR-S-4P

A4001WR-S-5P



P.C.B LAYOUT

Ordering Information & Dimensions:

PART NO.	Dimensions		
	A	B	C
2P-1	4.00	10.00	6.80
2P-2	8.00	14.00	10.80
2P-3	12.00	18.00	14.80
3P	8.00	14.00	10.80
4P-137	12.00	18.00	14.80
4P-157	12.00	18.00	14.80
4P	12.00	18.00	14.80
5P	16.00	22.00	18.80

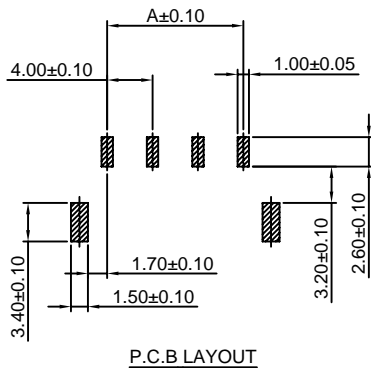
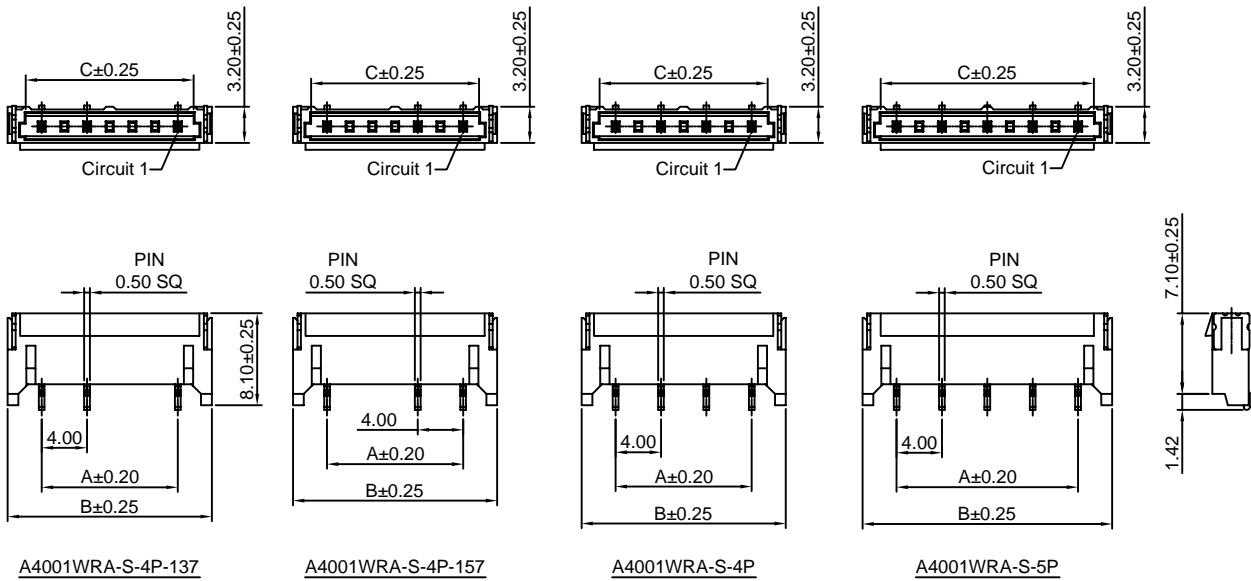
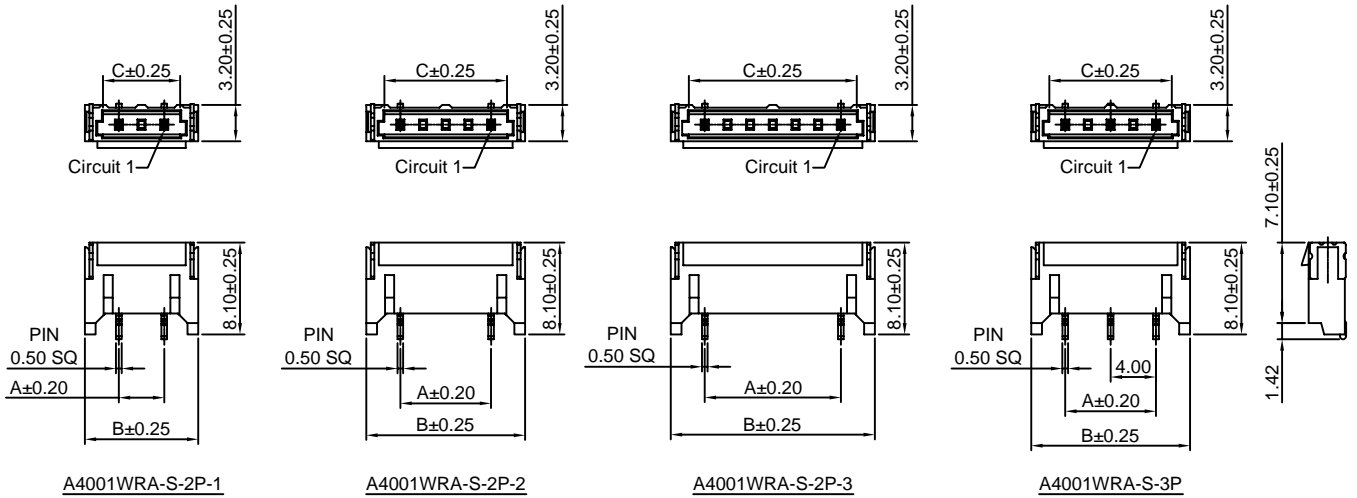
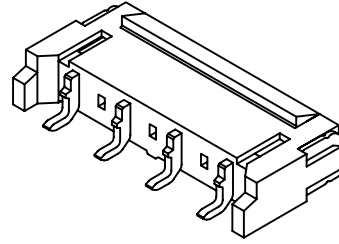
Unit: mm

A4001WRA-S-XP

4.00mm pitch 90° Wafer-SMT TYPE

Reference Informations:

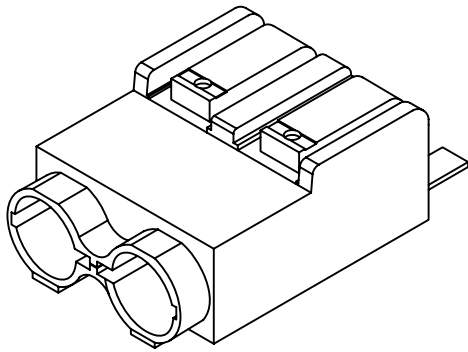
- *Material: Pin: Brass/Tin over Nickel
Solder Tabs: Brass/Tin over Nickel
Insulator: Nylon 6T, UL94V-0
- *Mates with CJT A4001HA, HB-XP series Housing
- *Color: Beige



Ordering Information & Dimensions:

PART NO.	Dimensions		
	A	B	C
2P-1	4.00	10.00	6.80
2P-2	8.00	14.00	10.80
2P-3	12.00	18.00	14.80
3P	8.00	14.00	10.80
4P-137	12.00	18.00	14.80
4P-157	12.00	18.00	14.80
4P	12.00	18.00	14.80
5P	16.00	22.00	18.80

Unit: mm



Specifications

Current rating:9A AC,DC

Voltage rating:630V AC,DC

Temperature range:-60°C~+105°C

Contact resistance:10mΩMax.

Insulation resistance:500MΩMin.

Withstanding voltage:2500V AC/minute

Compliant with RoHS and REACH

*Meet the HF/Halogen Free,GWT/Glow wire

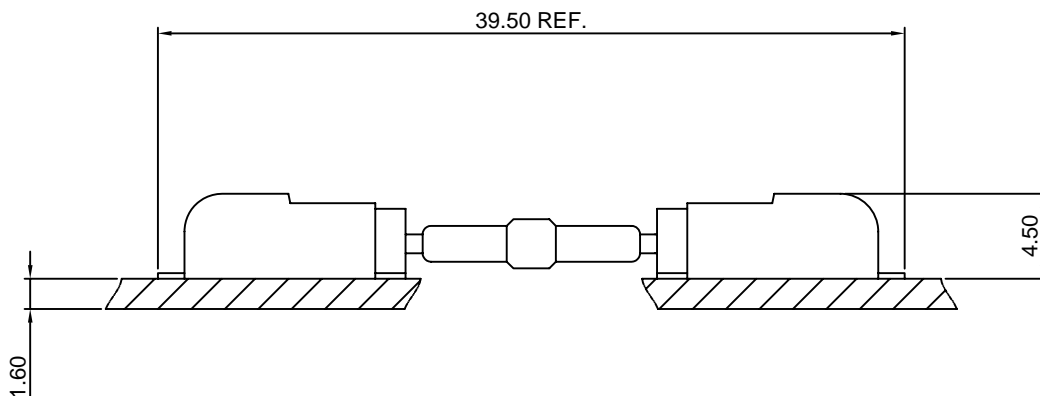
Test (IEC60335-1) request,need to
customize*

Contact CJT for details

Standards



Assembly layout

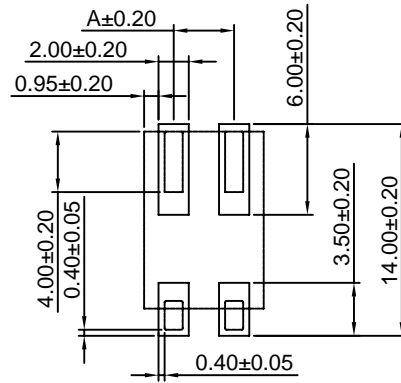
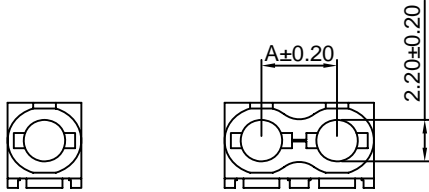


A4001SMD-S-XP

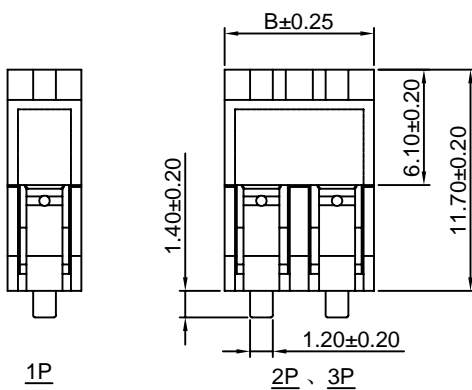
4.00mm pitch Wafer-SMT TYPE

Reference Informations:

- *Material: Pin: Copper Alloy/Tin over Nickel
Insulator: PPA-GF, UL94V-0
- *Mates with CJT A4001WVW Wafer
- Wire: AWG #18-#24
- *Color: Light Gray

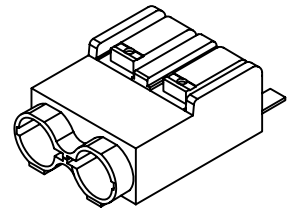
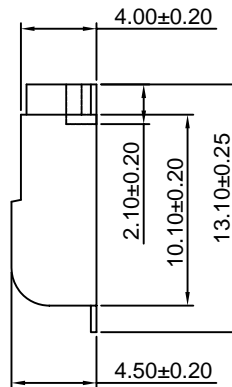


PCB LAYOUT



1P

2P、3P



Ordering Information & Dimensions:

PART NO.	Dimensions	
	A	B
1P	----	3.90
2P	4.00	7.90
3P	8.00	11.90

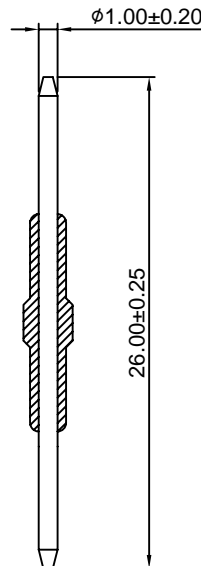
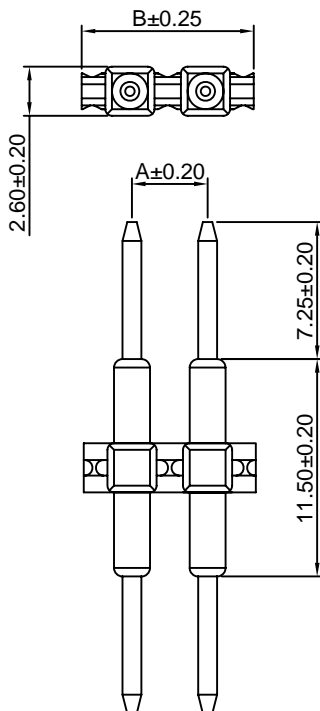
Unit: mm

A4001WVW-XP

4.00mm pitch 180° Wafer

Reference Informations:

- *Material: Pin: Copper Alloy/Tin over Nickel
Insulator: PPA-GF, UL94V-0
- *Mates with CJT A4001SMD-S Wafer
- *Color: Light Gray



Ordering Information & Dimensions:

PART NO.	Dimensions	
	A	B
1P	----	5.10
2P	4.00	9.10
3P	8.00	13.10

Unit: mm

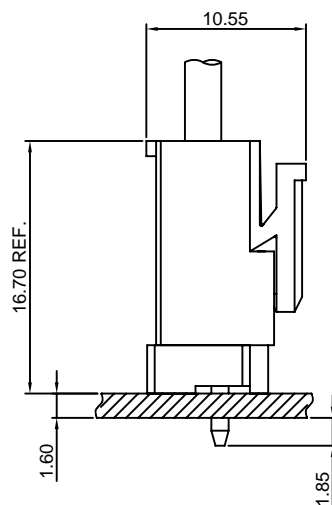
Specifications

Current rating:10A AC,DC
Voltage rating:250V AC,DC
Temperature range:-40°C~+105°C
Contact resistance:10mΩMax.
Insulation resistance:1000MΩMin.
Withstanding voltage:1500V AC/minute
Compliant with RoHS and REACH
*Meet the HF/Halogen Free,GWT/Glow wire
Test (IEC60335-1) request,need to
customize*
Contact CJT for details

Standards



Assembly layout



A5001H-XP

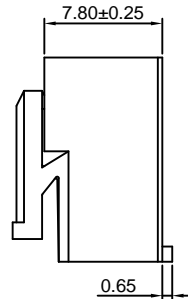
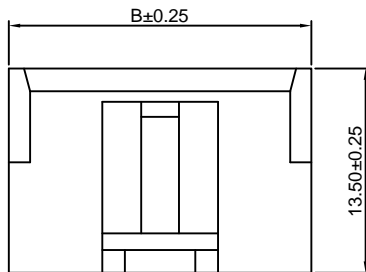
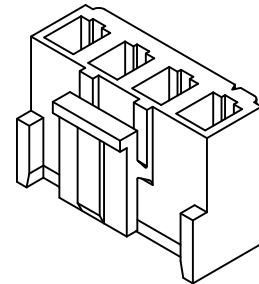
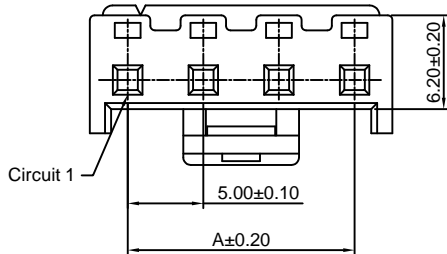
5.00mm pitch Housing

Reference Informations:

- *Material:Nylon 66,UL94V-0
- *Suitable CJT A3963-T(-H) series Terminal
- *Mates with CJT A5001WV-XP series Wafer
- *Color:White

Ordering Information:

- A5001H-XP - ***
 1 2
- 1.Part No.
 - 2.Material:
 (blank):Nylon 66, UL94V-0
 GWT:Nylon 66, UL94V-0,GWT 750°C



Ordering Information & Dimensions:

PART NO.	Dimensions	
	A	B
2P	5.00	10.00
3P	10.00	15.00
4P	15.00	20.00

Unit: mm

A5001HA-XP

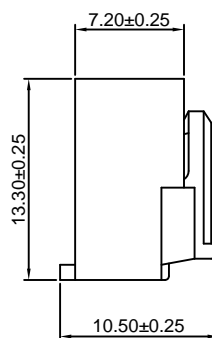
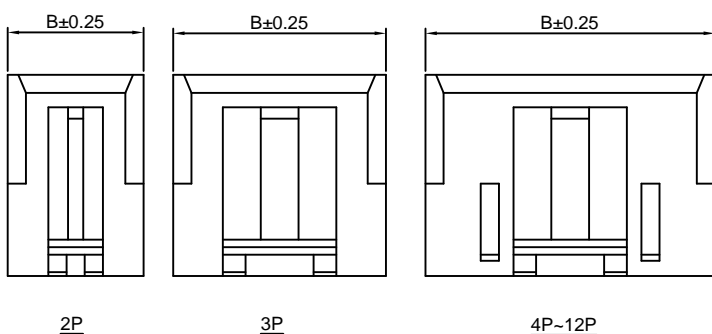
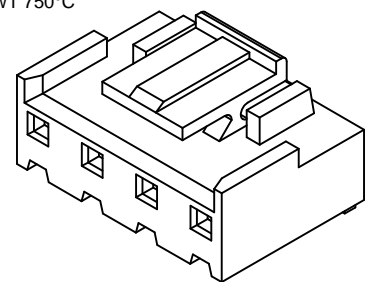
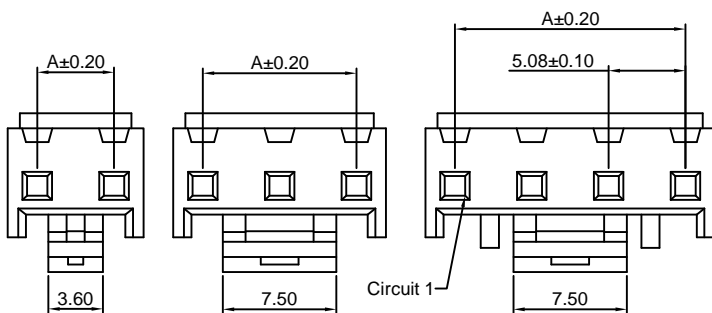
5.08mm pitch Housing

Reference Informations:

- *Material:Nylon 66,UL94V-0
- *Suitable CJT A3963-T(-H) series Terminal
- *Mates with CJT A5001WVA,WRA-XP series Wafer
- *Color:Natural

Ordering Information:

- A5001HA-XP - ***
 1 2
- 1.Part No.
 - 2.Material:
 (blank):Nylon 66, UL94V-0
 GWT:Nylon 66, UL94V-0,GWT 750°C



Ordering Information & Dimensions:

PART NO.	Dimensions	
	A	B
2P	5.08	8.98
3P	10.16	14.06
4P	15.24	19.14
5P	20.32	24.22
6P	25.40	29.30
7P	30.48	34.38
8P	35.56	39.46
9P	40.64	44.54
10P	45.72	49.62
11P	50.80	54.70
12P	55.88	59.78

Unit: mm

A5001WV-XP

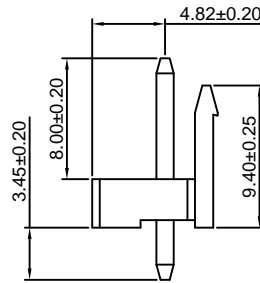
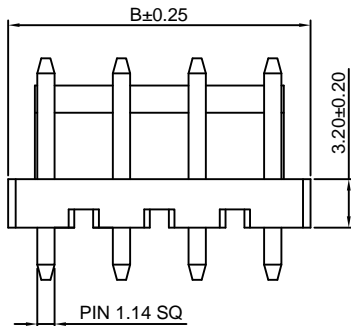
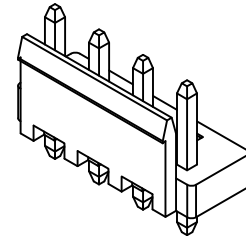
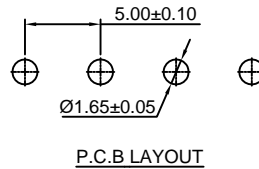
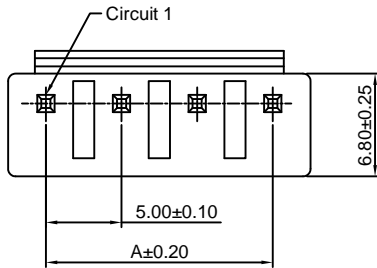
5.00mm pitch 180° Wafer

Reference Informations:

- *Material:Pin:Brass/Tin over Nickel
Insulator:Nylon 66,UL94V-0
- *Mates with CJT A5001H-XP series Housing
- *Color:White

Ordering Information:

- A5001WV-XP - ***
 $\frac{1}{2}$
 1.Part No.
 2.Material:
 (blank):Nylon 66, UL94V-0
 GWT:Nylon 66, UL94V-0,GWT 750°C



Ordering Information & Dimensions:

PART NO.	Dimensions	
	A	B
2P	5.00	10.00
3P	10.00	15.00
4P	15.00	20.00

Unit: mm

A5001WVA-XP

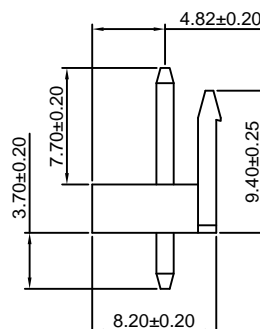
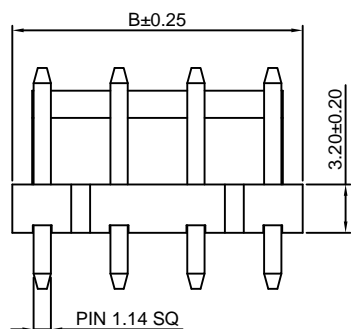
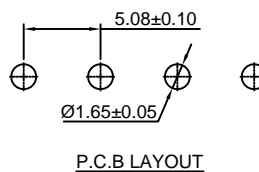
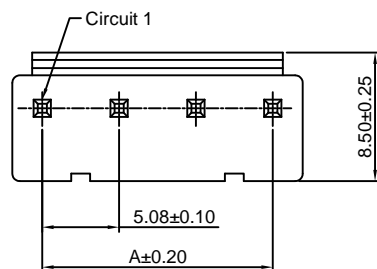
5.08mm pitch 180° Wafer

Reference Informations:

- *Material:Pin:Brass/Tin over Nickel
Insulator:Nylon 66,UL94V-0
- *Mates with CJT A5001HA-XP series Housing
- *Color:White

Ordering Information:

- A5001WVA-XP - ***
 $\frac{1}{2}$
 1.Part No.
 2.Material:
 (blank):Nylon 66, UL94V-0
 GWT:Nylon 66, UL94V-0,GWT 750°C



Ordering Information & Dimensions:

PART NO.	Dimensions	
	A	B
2P	5.08	9.04
3P	10.16	14.12
4P	15.24	19.20
5P	20.32	24.28
6P	25.40	29.36
7P	30.48	34.44
8P	35.56	39.52
9P	40.64	44.60
10P	45.72	49.68
11P	50.80	54.76
12P	55.88	59.84

Unit: mm

A5001WVA-F-XP

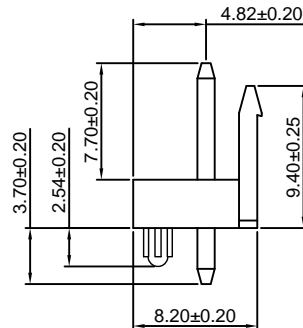
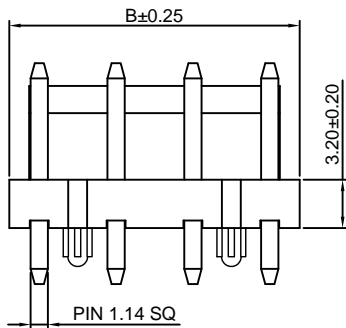
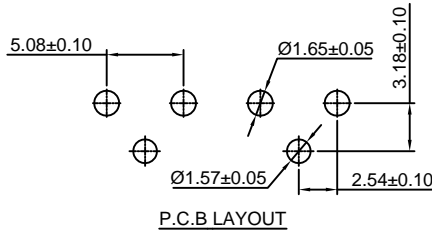
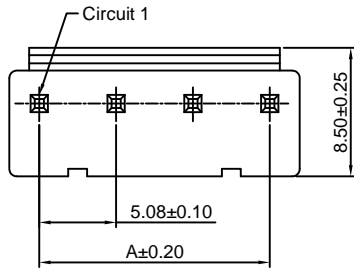
5.08mm pitch 180° Wafer With Foot

Reference Informations:

- *Material:Pin:Brass/Tin over Nickel
Insulator:Nylon 66,UL94V-0
- *Mates with CJT A5001HA-XP series Housing
- *Color:White

Ordering Information:

- A5001WVA-F-XP - ***
1 2
- 1.Part No.
- 2.Material:
(blank):Nylon 66, UL94V-0
GWT:Nylon 66, UL94V-0,GWT 750°C



Ordering Information & Dimensions:

PART NO.	Dimensions	
	A	B
2P	5.08	9.04
3P	10.16	14.12
4P	15.24	19.20
5P	20.32	24.28
6P	25.40	29.36
7P	30.48	34.44
8P	35.56	39.52
9P	40.64	44.60
10P	45.72	49.68
11P	50.80	54.76
12P	55.88	59.84

Unit: mm

A5001WRA-XP

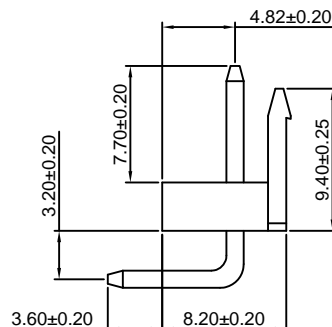
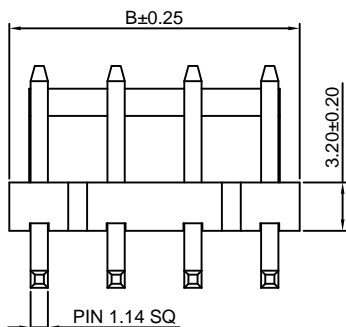
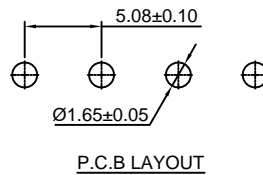
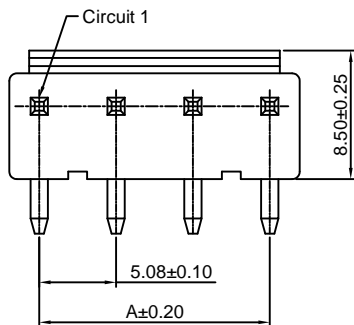
5.08mm pitch 90° Wafer

Reference Informations:

- *Material:Pin:Brass/Tin over Nickel
Insulator:Nylon 66,UL94V-0
- *Mates with CJT A5001HA-XP series Housing
- *Color:White

Ordering Information:

- A5001WRA-XP - ***
1 2
- 1.Part No.
- 2.Material:
(blank):Nylon 66, UL94V-0
GWT:Nylon 66, UL94V-0,GWT 750°C



Ordering Information & Dimensions:

PART NO.	Dimensions	
	A	B
2P	5.08	9.04
3P	10.16	14.12
4P	15.24	19.20
5P	20.32	24.28
6P	25.40	29.36
7P	30.48	34.44
8P	35.56	39.52
9P	40.64	44.60
10P	45.72	49.68
11P	50.80	54.76
12P	55.88	59.84

Unit: mm

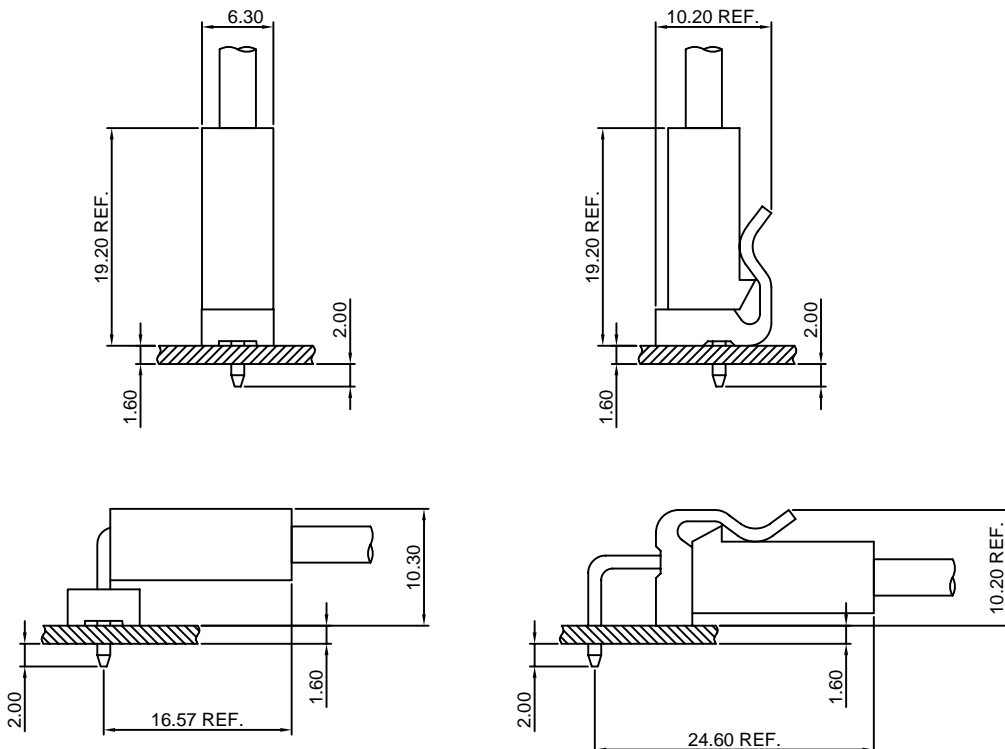
Specifications

- Current rating:7A AC,DC
- Voltage rating:250V AC,DC
- Temperature range:-40°C~+105°C
- Contact resistance:10mΩMax.
- Insulation resistance:1000MΩMin.
- Withstanding voltage:1500V AC/minute
- *Compliant with RoHS and REACH*
- *Meet the HF/Halogen Free,GWT/Glow wire Test (IEC60335-1) request,need to customize*
- *Contact CJT for details*

Standards



Assembly layout

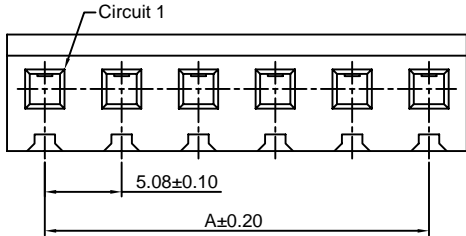
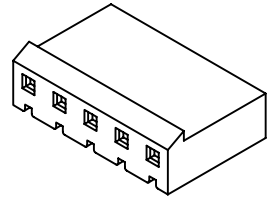


A5081H-XP

5.08mm pitch Housing

Reference Informations:

- *Material:Nylon 66,UL94V-2
- *Suitable CJT A3961-T(-1) series Terminal
- *Mates with CJT A5081WV,WR,WVA,WRA-XP(-A),A5081WVB-XP A5081WV-XP-R(-A),A5081WVA-XP-R(-A) series Wafer
- *Color:Natural



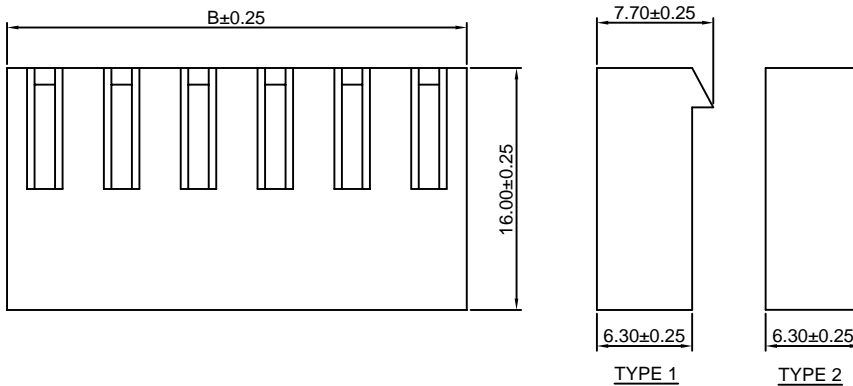
Ordering Information:

A5081H-XP - * - ***
1 2 3

- 1.Part No.
- 2.Style:
(blank)-Type 1
2-Type 2
- 3.Material:
(blank)-Nylon 66,UL94V-2(Natural)
V0-Nylon 66,UL94V-0(White)
GWT-Nylon 66,UL94V-0,GWT 750°C

Ordering Information & Dimensions:

PART NO.	Dimensions	
	A	B
2P	5.08	10.08
3P	10.16	15.16
4P	15.24	20.24
5P	20.32	25.32
6P	25.40	30.40
7P	30.48	35.48
8P	35.56	40.56
9P	40.64	45.64
10P	45.72	50.72
11P	50.80	55.80
12P	55.88	60.88
13P	60.96	65.96
14P	66.04	71.04
15P	71.12	76.12
16P	76.20	81.20
17P	81.28	86.28
18P	86.36	91.36
19P	91.44	96.44
20P	96.52	101.52



Unit: mm

A5081WV-XP

5.08mm pitch 180° Wafer

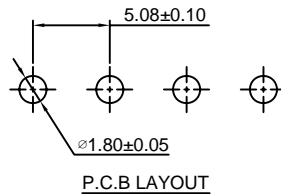
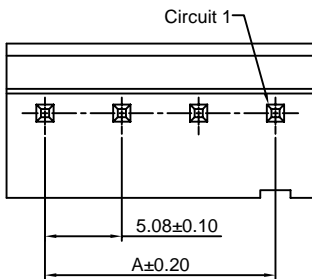
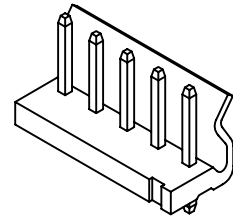
Reference Informations:

- *Material:Pin:Brass/Tin over Nickel
Insulator:Nylon 66,UL94V-2
- *Mates with CJT A5081H-XP,A5082H-XP, A5082H-XP-A series Housing
- *Color:Natural

Ordering Information:

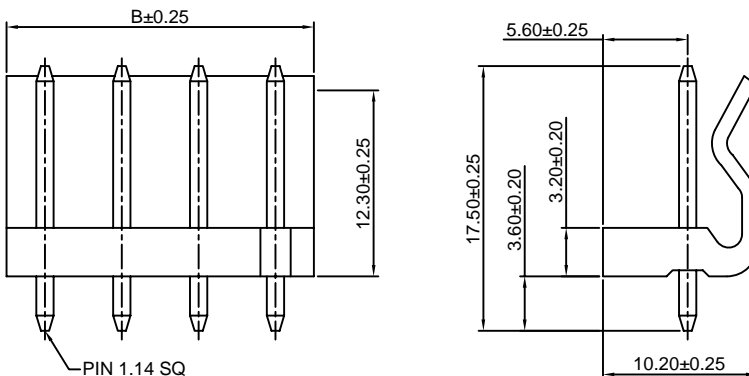
A5081WV-XP - *** - **
1 2 3

- 1.Part No.
- 2.Material:
(blank):Nylon 66,UL94V-2(Natural)
V0:Nylon 66,UL94V-0(White)
GWT:Nylon 66,UL94V-0,GWT 750°C
- 3.Finish:
(blank):Tin over Nickel
G:Gold over Nickel



Ordering Information & Dimensions:

PART NO.	Dimensions	
	A	B
2P	5.08	10.16
3P	10.16	15.24
4P	15.24	20.32
5P	20.32	25.40
6P	25.40	30.48
7P	30.48	35.56
8P	35.56	40.64
9P	40.64	45.72
10P	45.72	50.80
11P	50.80	55.88
12P	55.88	60.96
13P	60.96	66.04
14P	66.04	71.12
15P	71.12	76.20
16P	76.20	81.28
17P	81.28	86.36
18P	86.36	91.44
19P	91.44	96.52
20P	96.52	101.60



Unit: mm

A5081WR-XP

5.08mm pitch 90° Wafer

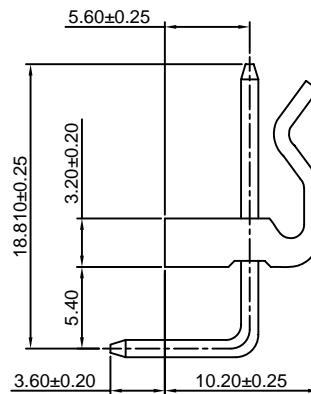
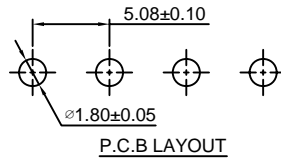
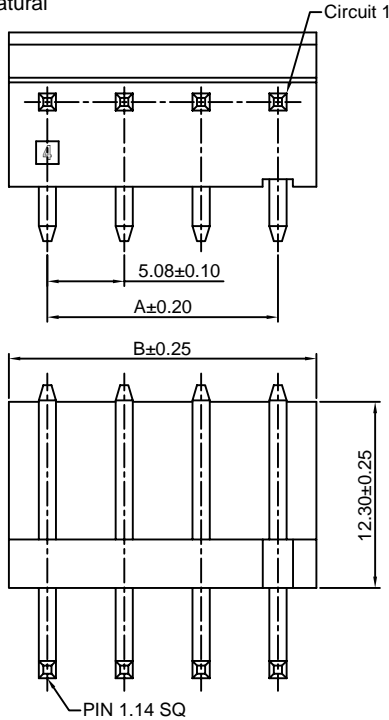
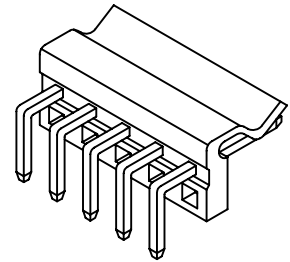
Reference Informations:

- *Material: Pin: Brass/Tin over Nickel
Insulator: Nylon 66, UL94V-2
- *Mates with CJT A5081H-XP, A5082H-XP, A5082H-XP-A series Housing
- *Color: Natural

Ordering Information:

A5081WR-XP - $\frac{***}{2} - \frac{**}{3}$

1. Part No.
2. Material:
(blank): Nylon 66, UL94V-2 (Natural)
V0: Nylon 66, UL94V-0 (White)
GWT: Nylon 66, UL94V-0, GWT 750°C
3. Finish:
(blank): Tin over Nickel
G: Gold over Nickel



Ordering Information & Dimensions:

PART NO.	Dimensions	
	A	B
2P	5.08	10.16
3P	10.16	15.24
4P	15.24	20.32
5P	20.32	25.40
6P	25.40	30.48
7P	30.48	35.56
8P	35.56	40.64
9P	40.64	45.72
10P	45.72	50.80
11P	50.80	55.88
12P	55.88	60.96
13P	60.96	66.04
14P	66.04	71.12
15P	71.12	76.20
16P	76.20	81.28
17P	81.28	86.36
18P	86.36	91.44
19P	91.44	96.52
20P	96.52	101.60

Unit: mm

A5081WVA-XP

5.08mm pitch 180° Wafer

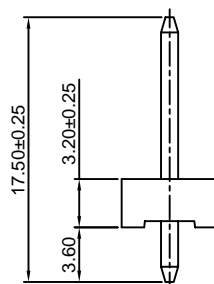
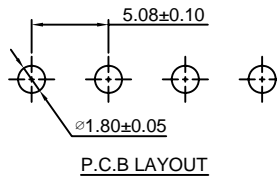
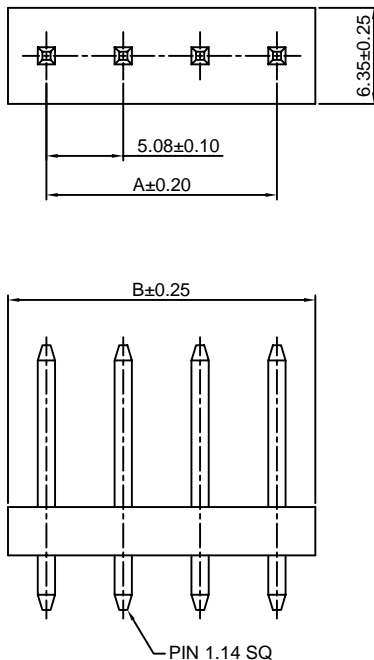
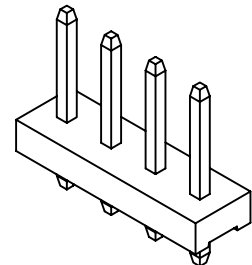
Reference Informations:

- *Material: Pin: Brass/Tin over Nickel
Insulator: Nylon 66, UL94V-2
- *Mates with CJT A5081H-XP, A5082H-XP, A5082H-XP-A series Housing
- *Color: Natural

Ordering Information:

A5081WVA-XP - $\frac{***}{2} - \frac{**}{3}$

1. Part No.
2. Material:
(blank): Nylon 66, UL94V-2 (Natural)
V0: Nylon 66, UL94V-0 (White)
GWT: Nylon 66, UL94V-0, GWT 750°C
3. Finish:
(blank): Tin over Nickel
G: Gold over Nickel



Ordering Information & Dimensions:

PART NO.	Dimensions	
	A	B
2P	5.08	10.16
3P	10.16	15.24
4P	15.24	20.32
5P	20.32	25.40
6P	25.40	30.48
7P	30.48	35.56
8P	35.56	40.64
9P	40.64	45.72
10P	45.72	50.80
11P	50.80	55.88
12P	55.88	60.96
13P	60.96	66.04
14P	66.04	71.12
15P	71.12	76.20
16P	76.20	81.28
17P	81.28	86.36
18P	86.36	91.44
19P	91.44	96.52
20P	96.52	101.60

Unit: mm

A5081WRA-XP

5.08mm pitch 90° Wafer

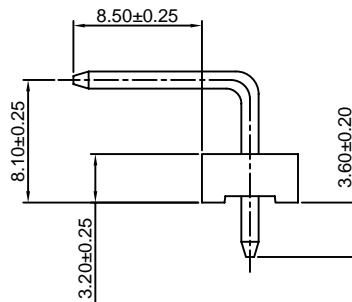
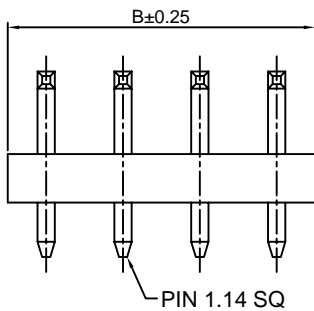
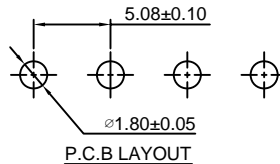
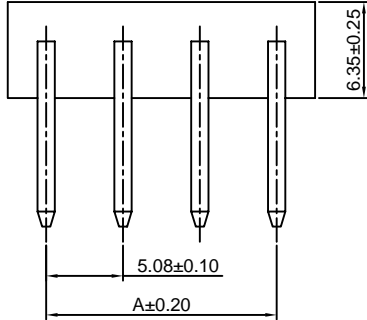
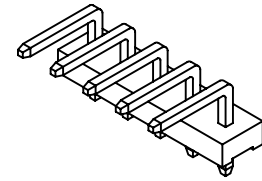
Reference Informations:

- *Material: Pin: Brass/Tin over Nickel
Insulator: Nylon 66, UL94V-2
- *Mates with CJT A5081H-XP, A5082H-XP, A5082H-XP-A series Housing
- *Color: Natural

Ordering Information:

A5081WRA-XP - *** - **
1 2 3

- Part No.
- Material:
(blank): Nylon 66, UL94V-2 (Natural)
V0: Nylon 66, UL94V-0 (White)
GWT: Nylon 66, UL94V-0, GWT 750°C
- Finish:
(blank): Tin over Nickel
G: Gold over Nickel



Ordering Information & Dimensions:

PART NO.	Dimensions	
	A	B
2P	5.08	10.16
3P	10.16	15.24
4P	15.24	20.32
5P	20.32	25.40
6P	25.40	30.48
7P	30.48	35.56
8P	35.56	40.64
9P	40.64	45.72
10P	45.72	50.80
11P	50.80	55.88
12P	55.88	60.96
13P	60.96	66.04
14P	66.04	71.12
15P	71.12	76.20
16P	76.20	81.28
17P	81.28	86.36
18P	86.36	91.44
19P	91.44	96.52
20P	96.52	101.60

Unit: mm

A5081WVB-XP

5.08mm pitch 180° Wafer

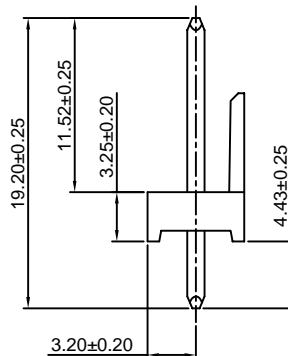
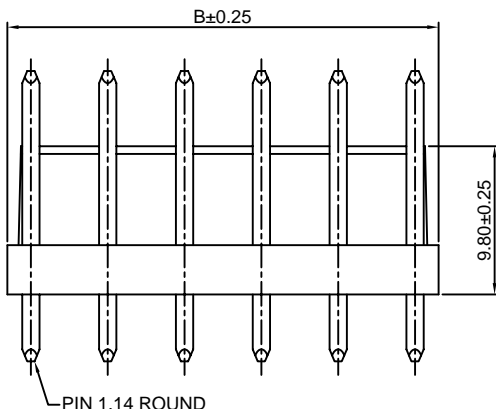
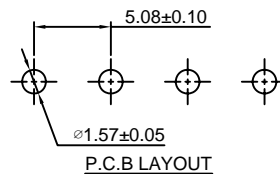
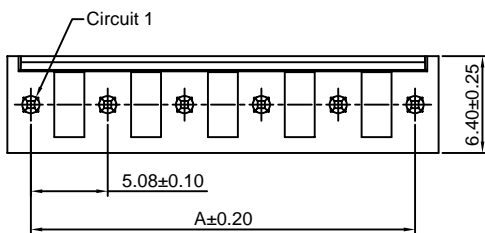
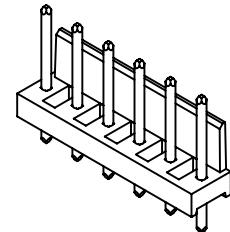
Reference Informations:

- *Material: Pin: Brass/Tin over Nickel
Insulator: Nylon 66, UL94V-2
- *Mates with CJT A5081H-XP, A5082H-XP, A5082H-XP-A series Housing
- *Color: Natural

Ordering Information:

A5081WVB-XP - *** - **
1 2 3

- Part No.
- Material:
(blank): Nylon 66, UL94V-2 (Natural)
V0: Nylon 66, UL94V-0 (White)
GWT: Nylon 66, UL94V-0, GWT 750°C
- Finish:
(blank): Tin over Nickel
G: Gold over Nickel



Ordering Information & Dimensions:

PART NO.	Dimensions	
	A	B
2P	5.08	8.20
3P	10.16	13.28
4P	15.24	18.36
5P	20.32	23.44
6P	25.40	28.52
7P	30.48	33.60
8P	35.56	38.68
9P	40.64	43.76
10P	45.72	48.84
11P	50.80	53.92
12P	55.88	59.00
13P	60.96	64.08
14P	66.04	69.16
15P	71.12	74.24
16P	76.20	79.32
17P	81.28	84.40
18P	86.36	89.48
19P	91.44	94.56
20P	96.52	99.64

Unit: mm

A5081WV-XP-R

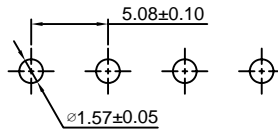
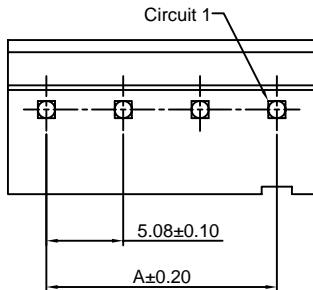
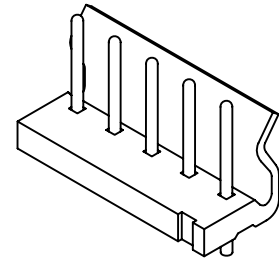
5.08mm pitch 180° Wafer Round Pin

Reference Informations:

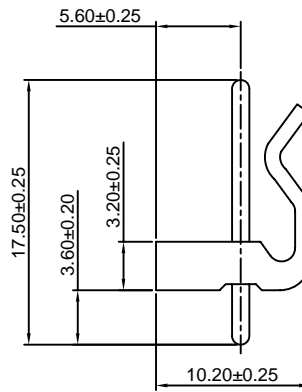
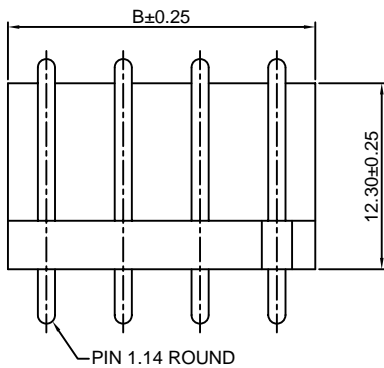
- *Material:Pin:Brass/Tin over Nickel
Insulator:Nylon 66,UL94V-2
- *Mates with CJT A5081H-XP,A5082H-XP,
A5082H-XP-A series Housing
- *Color:Natural

Ordering Information:

- A5081WV-XP-R - ^{***}/₂ - ^{**}/₃
- 1.Part No.
 - 2.Material:
(blank):Nylon 66,UL94V-2(Natural)
V0:Nylon 66,UL94V-0(White)
GWT:Nylon 66,UL94V-0,GWT 750°C
 - 3.Finish:
(blank):Tin over Nickel
G:Gold over Nickel



P.C.B LAYOUT



Ordering Information & Dimensions:

PART NO.	Dimensions	
	A	B
2P	5.08	10.16
3P	10.16	15.24
4P	15.24	20.32
5P	20.32	25.40
6P	25.40	30.48
7P	30.48	35.56
8P	35.56	40.64
9P	40.64	45.72
10P	45.72	50.80
11P	50.80	55.88
12P	55.88	60.96
13P	60.96	66.04
14P	66.04	71.12
15P	71.12	76.20
16P	76.20	81.28
17P	81.28	86.36
18P	86.36	91.44
19P	91.44	96.52
20P	96.52	101.60

Unit: mm

A5081WVA-XP-R

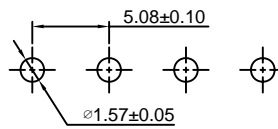
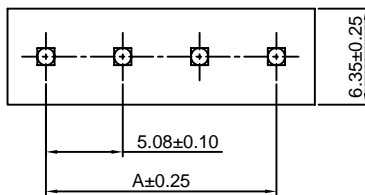
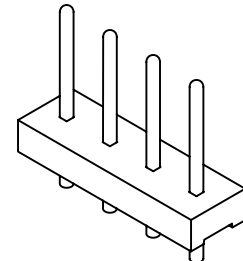
5.08mm pitch 180° Wafer Round Pin

Reference Informations:

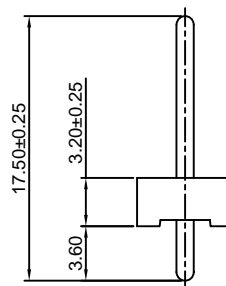
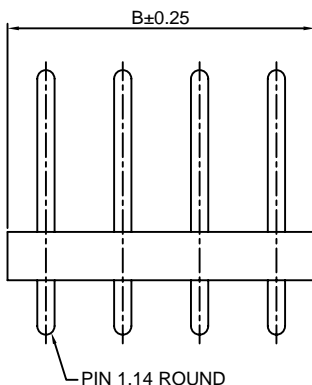
- *Material:Pin:Brass/Tin over Nickel
Insulator:Nylon 66,UL94V-2
- *Mates with CJT A5081H-XP,A5082H-XP,
A5082H-XP-A series Housing
- *Color:Natural

Ordering Information:

- A5081WVA-XP-R - ^{***}/₂ - ^{**}/₃
- 1.Part No.
 - 2.Material:
(blank):Nylon 66,UL94V-2(Natural)
V0:Nylon 66,UL94V-0(White)
GWT:Nylon 66,UL94V-0,GWT 750°C
 - 3.Finish:
(blank):Tin over Nickel
G:Gold over Nickel



P.C.B LAYOUT



Ordering Information & Dimensions:

PART NO.	Dimensions	
	A	B
2P	5.08	10.16
3P	10.16	15.24
4P	15.24	20.32
5P	20.32	25.40
6P	25.40	30.48
7P	30.48	35.56
8P	35.56	40.64
9P	40.64	45.72
10P	45.72	50.80
11P	50.80	55.88
12P	55.88	60.96
13P	60.96	66.04
14P	66.04	71.12
15P	71.12	76.20
16P	76.20	81.28
17P	81.28	86.36
18P	86.36	91.44
19P	91.44	96.52
20P	96.52	101.60

Unit: mm

A5081WV-XP-A

10.16mm pitch 180° Wafer

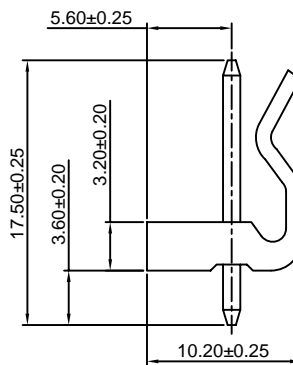
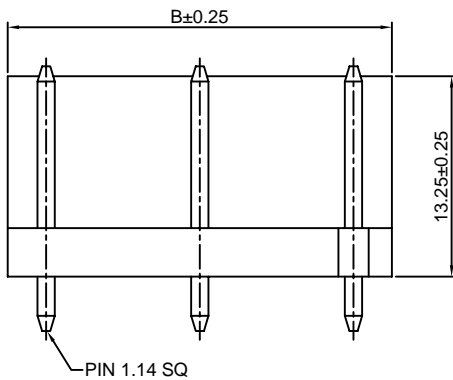
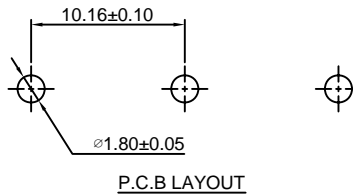
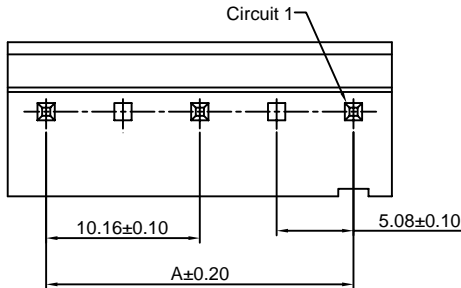
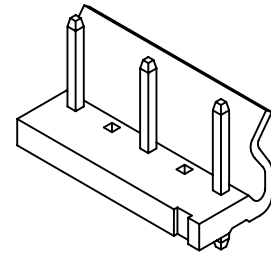
Reference Informations:

- *Material: Pin: Brass/Tin over Nickel
Insulator: Nylon 66, UL94V-2
- *Mates with CJT A5081H-XP, A5082H-XP, A5082H-XP-A series Housing
- *Color: Natural

Ordering Information:

A5081WV-XP-A - *** - **
1 2 3

1. Part No.
2. Material:
(blank): Nylon 66, UL94V-2 (Natural)
V0: Nylon 66, UL94V-0 (White)
GWT: Nylon 66, UL94V-0, GWT 750°C
3. Finish:
(blank): Tin over Nickel
G: Gold over Nickel



Ordering Information & Dimensions:

PART NO.	Dimensions	
	A	B
3P	10.16	15.24
5P	20.32	25.40
7P	30.48	35.56
9P	40.64	45.72
11P	50.80	55.88
13P	60.96	66.04
15P	71.12	76.20
17P	81.28	86.36
19P	91.44	96.52

Unit: mm

A5081WR-XP-A

10.16mm pitch 90° Wafer

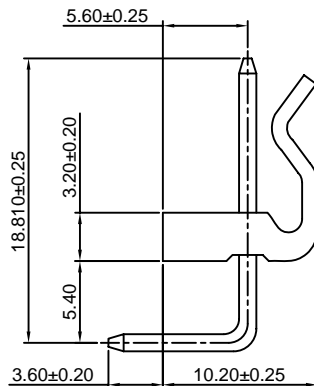
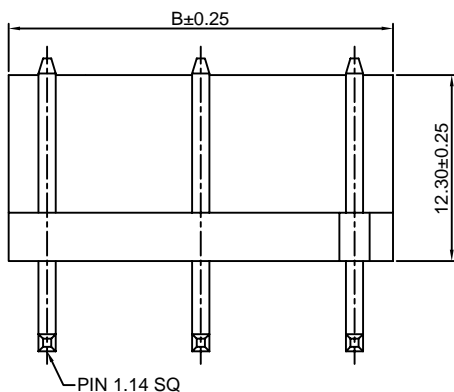
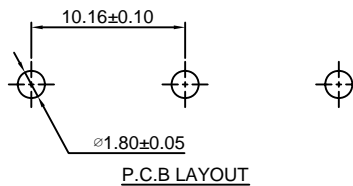
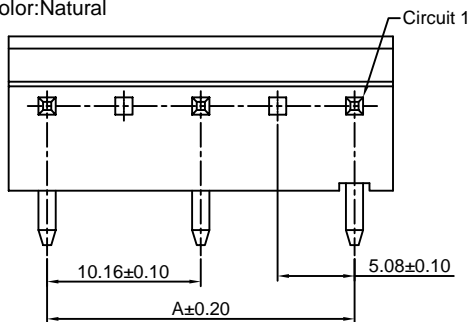
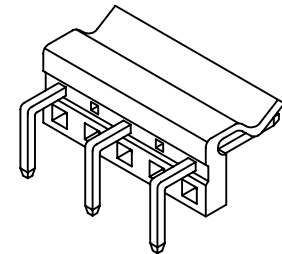
Reference Informations:

- *Material: Pin: Brass/Tin over Nickel
Insulator: Nylon 66, UL94V-2
- *Mates with CJT A5081H-XP, A5082H-XP, A5082H-XP-A series Housing
- *Color: Natural

Ordering Information:

A5081WR-XP-A - *** - **
1 2 3

1. Part No.
2. Material:
(blank)-Nylon 66, UL94V-2 (Natural)
V0-Nylon 66, UL94V-0 (White)
GWT-Nylon 66, UL94V-0, GWT 750°C
3. Finish:
(blank): Tin over Nickel
G: Gold over Nickel



Ordering Information & Dimensions:

PART NO.	Dimensions	
	A	B
3P	10.16	15.24
5P	20.32	25.40
7P	30.48	35.56
9P	40.64	45.72
11P	50.80	55.88
13P	60.96	66.04
15P	71.12	76.20
17P	81.28	86.36
19P	91.44	96.52

Unit: mm

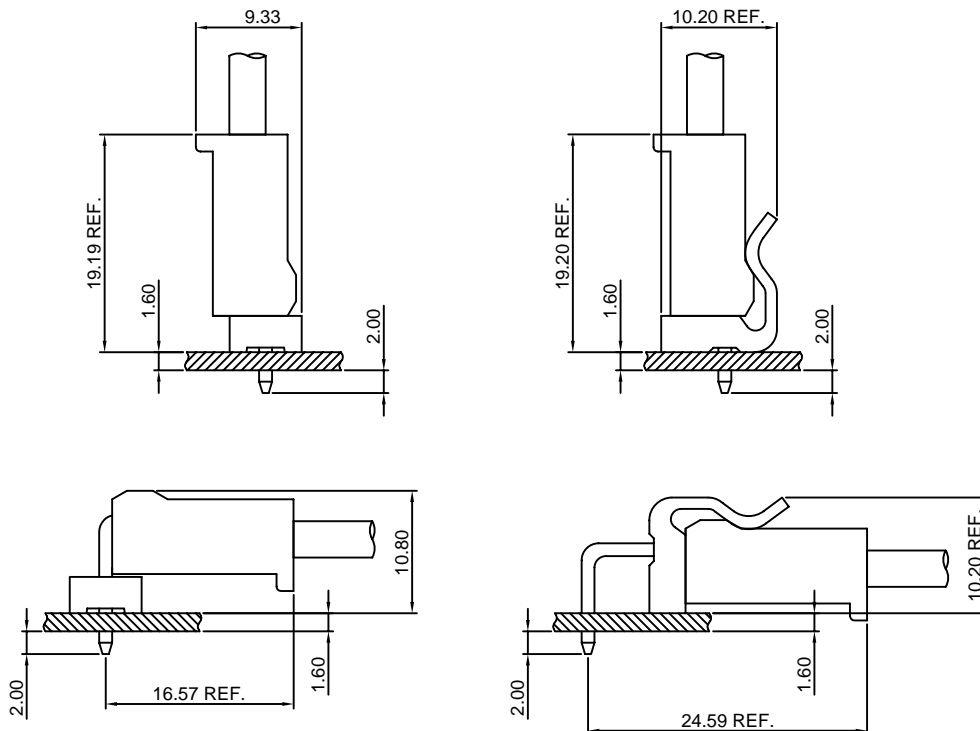
Specifications

- Current rating:7A AC,DC
- Voltage rating:250V AC,DC
- Temperature range:-40°C~+105°C
- Contact resistance:10mΩMax.
- Insulation resistance:1000MΩMin.
- Withstanding voltage:1500V AC/minute
- *Compliant with RoHS and REACH*
- *Meet the HF/Halogen Free,GWT/Glow wire Test (IEC60335-1) request,need to customize*
- *Contact CJT for details*

Standards



Assembly layout

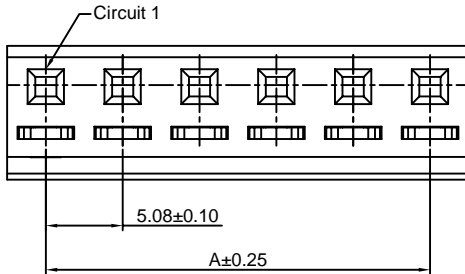


A5082H-XP

5.08mm pitch Housing

Reference Informations:

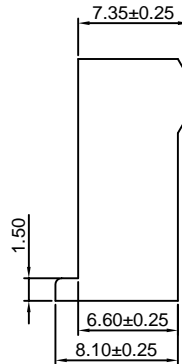
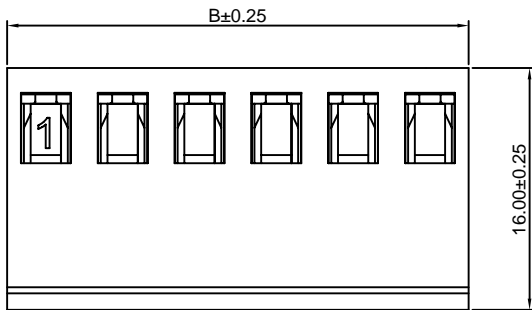
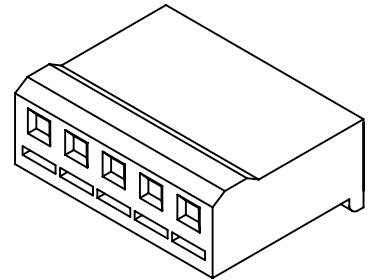
- *Material: Nylon 66, UL94V-2
- *Suitable CJT A3964-T(-L) series Terminal
- *Mates with CJT A5081WV, WR, WVA, WRA, WVB-XP(-A), A5081WV-XP-R(-A), A5081WVA-XP-R(-A) series Wafer
- *Color: Natural



Ordering Information:

A5082H-XP - ***
1 2

- 1. Part No.
- 2. Material:
(blank)-Nylon 66, UL94V-2 (Natural)
V0-Nylon 66, UL94V-0 (White)
GWT-Nylon 66, UL94V-0, GWT 750°C



Ordering Information & Dimensions:

PART NO.	Dimensions	
	A	B
2P	5.08	10.20
3P	10.16	15.28
4P	15.24	20.36
5P	20.32	25.44
6P	25.40	30.52
7P	30.48	35.60
8P	35.56	40.68
9P	40.64	45.76
10P	45.72	50.84
11P	50.80	55.92
12P	55.88	61.00

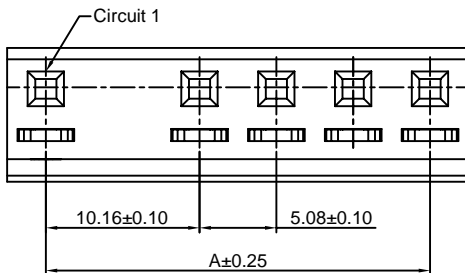
Unit: mm

A5082H-XP-A

10.16~5.08mm pitch Housing

Reference Informations:

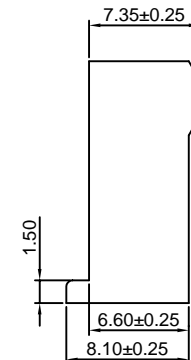
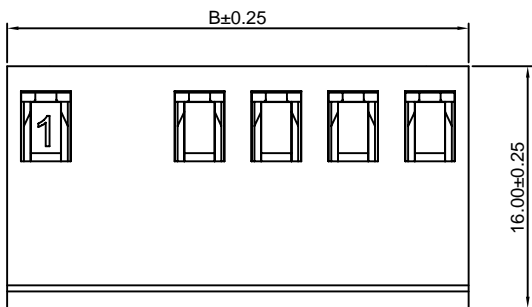
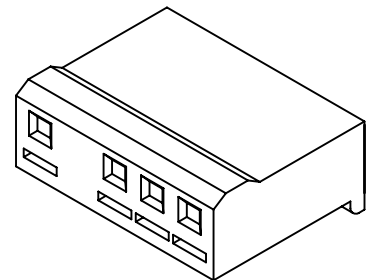
- *Material: Nylon 66, UL94V-2
- *Suitable CJT A3964-T(-L) series Terminal
- *Mates with CJT A5081WV, WR, WVA, WRA, WVB-XP(-A), A5081WV-XP-R(-A), A5081WVA-XP-R(-A) series Wafer
- *Color: Natural



Ordering Information:

A5082H-XP-A - ***
1 2

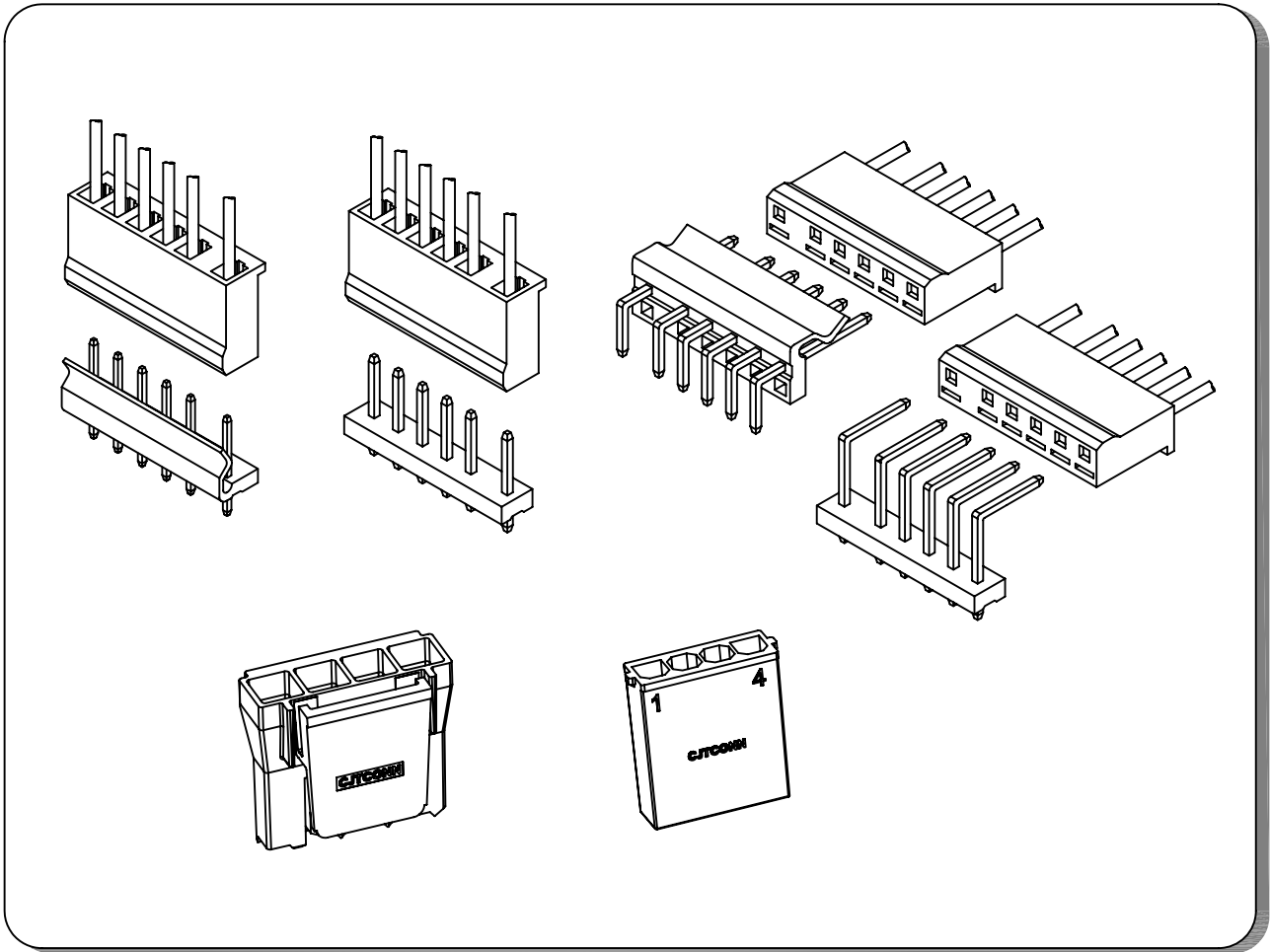
- 1. Part No.
- 2. Material:
(blank)-Nylon 66, UL94V-2 (Natural)
V0-Nylon 66, UL94V-0 (White)
GWT-Nylon 66, UL94V-0, GWT 750°C



Ordering Information & Dimensions:

PART NO.	Dimensions	
	A	B
3P	10.16	15.16
4P	15.24	20.24
5P	20.32	25.32
6P	25.40	30.40
7P	30.48	35.48
8P	35.56	40.56
9P	40.64	45.64
10P	45.72	50.72
11P	50.80	55.80
12P	55.88	60.88

Unit: mm



Specifications(Ordinary)

Current rating:7A AC,DC
 Voltage rating:250V AC,DC
 Temperature range:-40°C~+105°C
 Contact resistance:10mΩMax.
 Insulation resistance:1000MΩMin.
 Withstanding voltage:1500V AC/minute
 *Meet the HF/Halogen Free,GWT/Glow wire
 Test (IEC60335-1) request,need to
 customize*
 Contact CJT for details

Standards



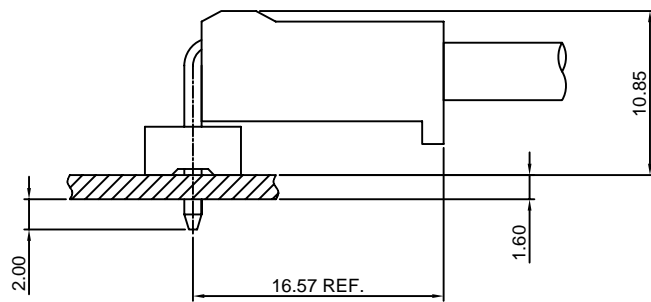
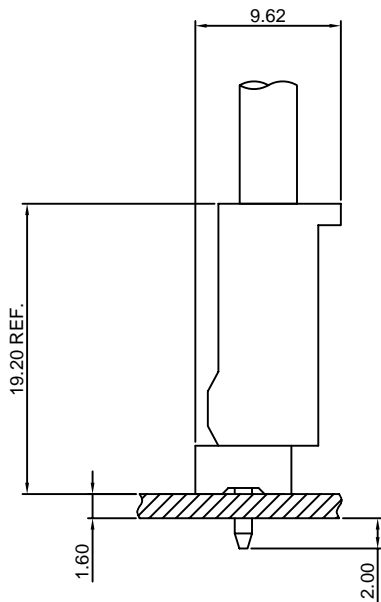
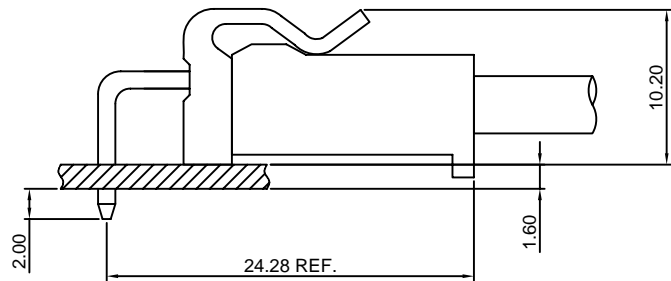
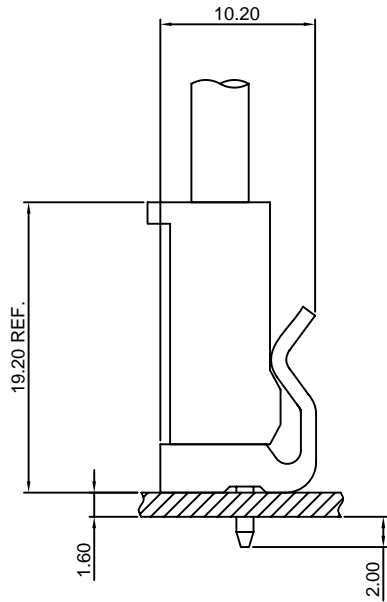
E326732



E326732

Specifications(Special)

Current rating:34A AC,DC
 Voltage rating:600V AC,DC
 Temperature range:-40°C~+105°C
 Contact resistance:30mΩMax.
 Insulation resistance:1000MΩMin.
 Withstanding voltage:5000V AC/minute
 *Meet the HF/Halogen Free,GWT/Glow wire
 Test (IEC60335-1) request,need to
 customize*
 Contact CJT for details

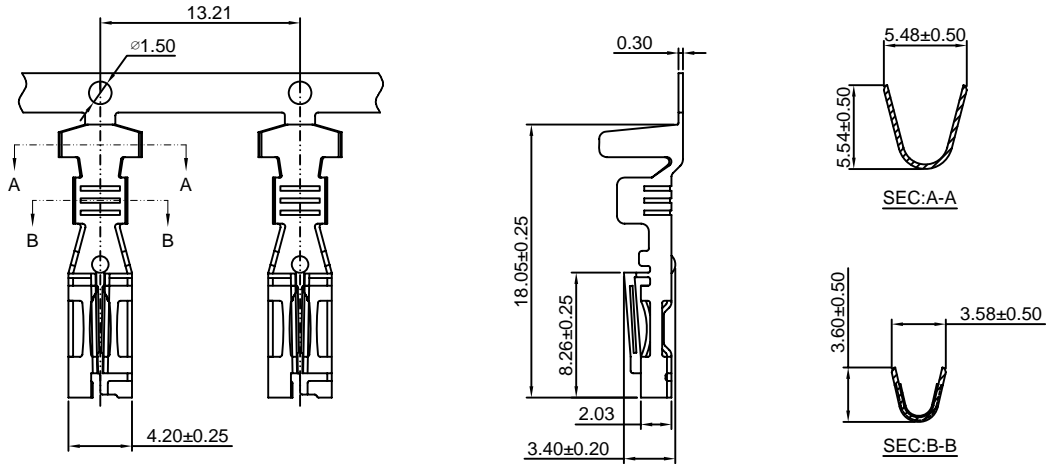
Assembly layout

A7501AF-T

7.50mm pitch Crimp Terminal

Reference Informations:

*Used in CJT A7501HFA-XP series Housing



Ordering information & Specifications:

Unit:mm

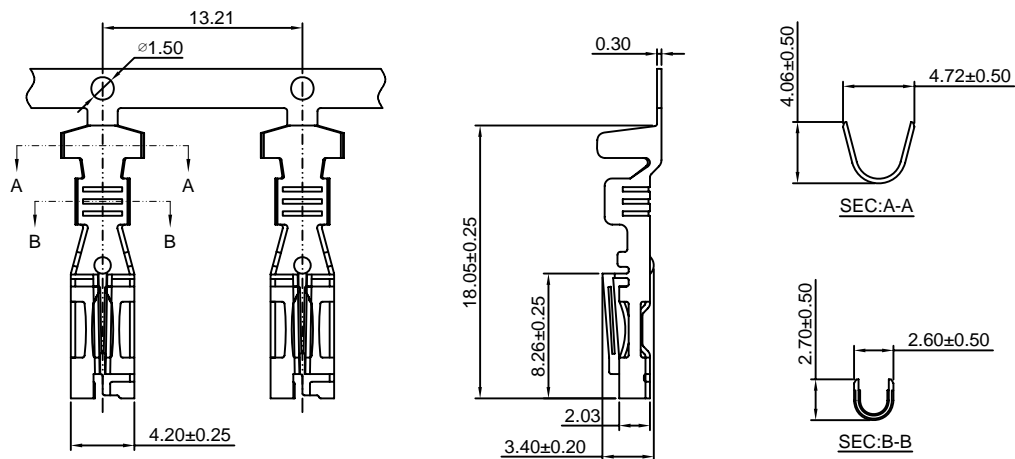
Part NO.	Wire Range	Insulation O.D.	Material	Finish	Qty/reel
A7501AF-TB	AWG#14-#16	4.57mm(max)	Brass	Tin over Nickel	5,000 PCS

A7501AF-T-L

7.50mm pitch Crimp Terminal

Reference Informations:

*Used in CJT A7501HFA-XP series Housing



Ordering information & Specifications:

Unit:mm

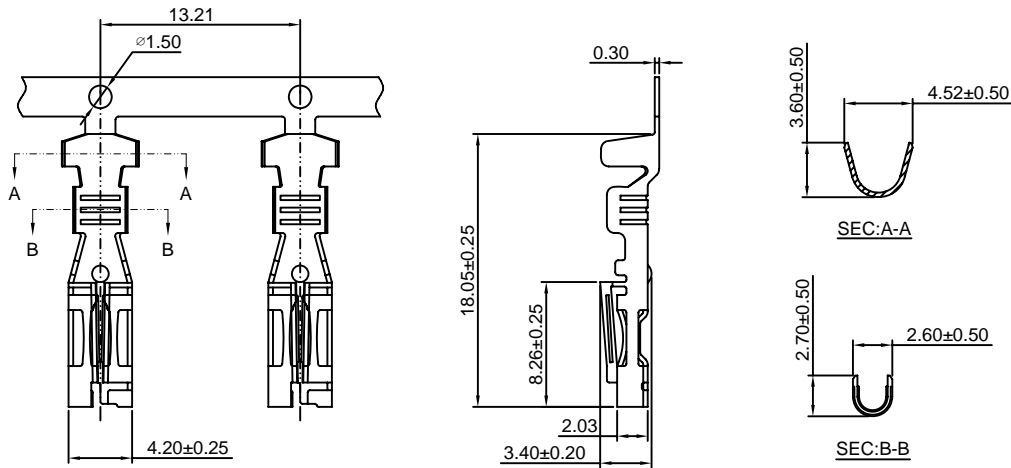
Part NO.	Wire Range	Insulation O.D.	Material	Finish	Qty/reel
A7501AF-TB-L	AWG#14-#16	3.30mm(max)	Brass	Tin over Nickel	5,000 PCS

A7501AF-T-LL

7.50mm pitch Crimp Terminal

Reference Informations:

*Used in CJT A7501HFA-XP series Housing



Ordering information & Specifications:

Unit:mm

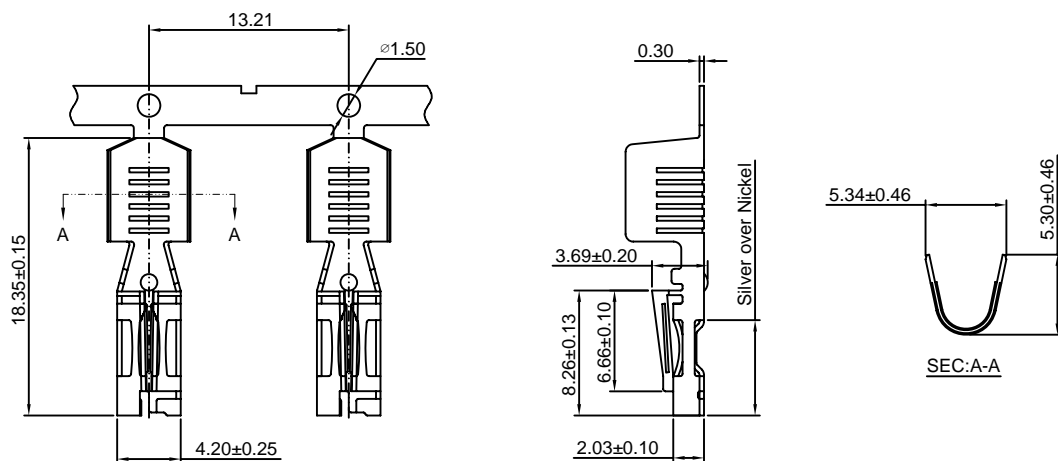
Part NO.	Wire Range	Insulation O.D.	Material	Finish	Qty/reel
A7501AF-TB-LL	AWG#18-#20	2.85mm(max)	Brass	Tin over Nickel	5,000 PCS

A7501AF-SCA

7.50mm pitch Crimp Terminal

Reference Informations:

*Used in CJT A7501HFA-XP series Housing



Ordering information & Specifications:

Unit:mm

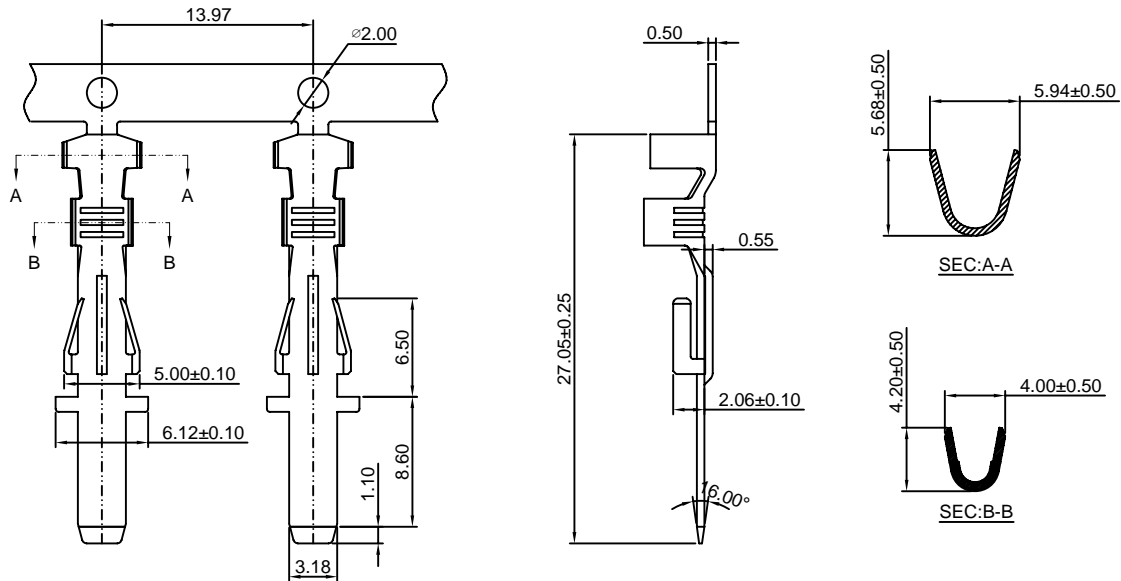
Part NO.	Wire Range	Insulation O.D.	Material	Finish	Qty/reel
A7501AF-TB-HH	AWG#10-#12	4.57mm(max)	Brass	Tin over Nickel	5,000 PCS
A7501AF-SCA	AWG#10-#12	4.57mm(max)	Copper Alloy	Silver over Nickel	5,000 PCS

A7501AM-T

7.50mm pitch Crimp Terminal

Reference Informations:

*Used in CJT A7501HMA-XP series Housing



Ordering information & Specifications:

Unit:mm

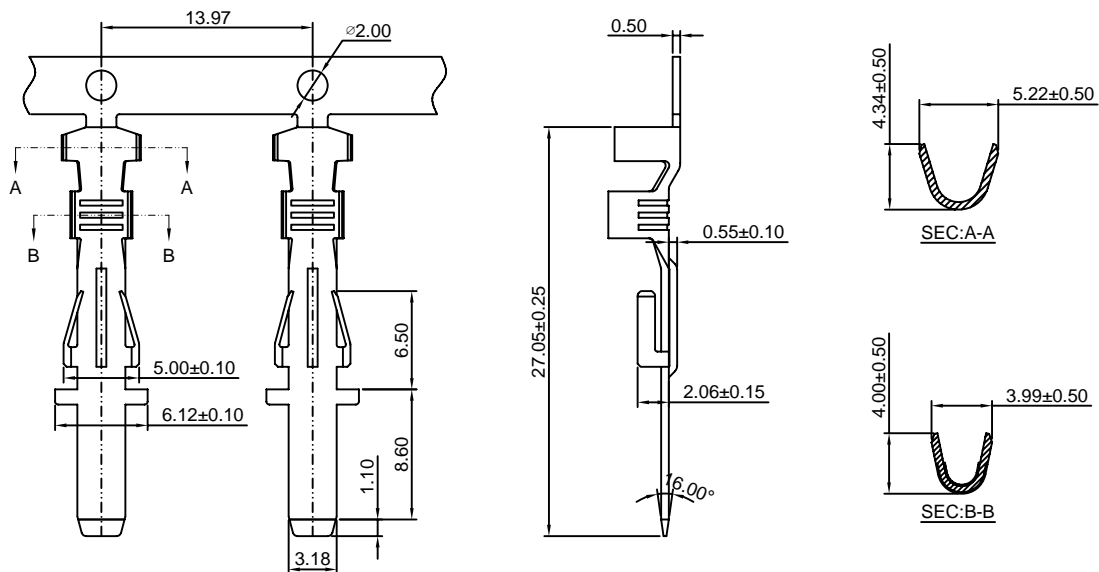
Part NO.	Wire Range	Insulation O.D.	Material	Finish	Qty/reel
A7501AM-TB	AWG#14-#16	4.57mm(max)	Brass	Tin over Nickel	5,000 PCS
A7501AM-TBS	AWG#14-#16	4.57mm(max)	Brass	Unplated	5,000 PCS

A7501AM-T-L

7.50mm pitch Crimp Terminal

Reference Informations:

*Used in CJT A7501HMA-XP series Housing



Ordering information & Specifications:

Unit:mm

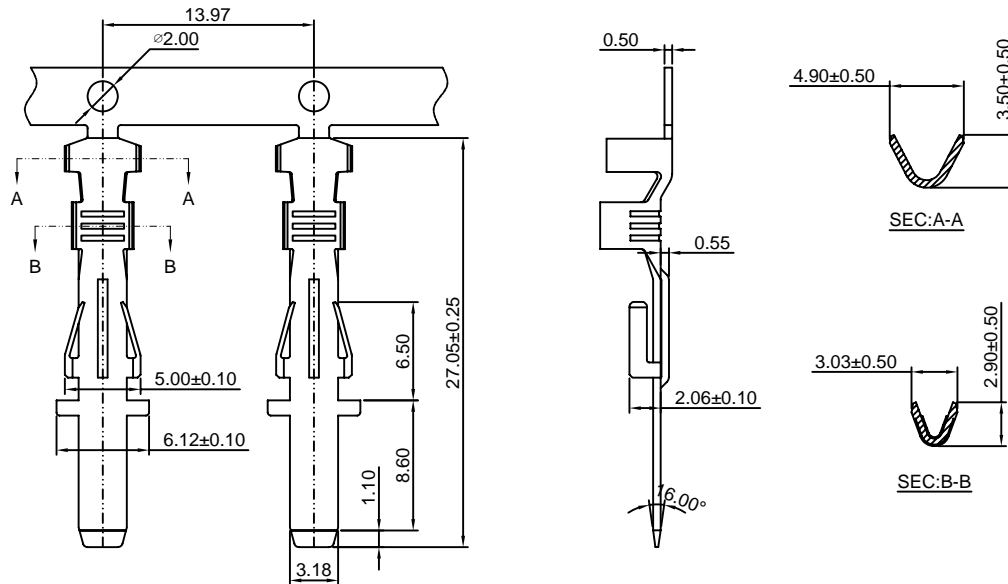
Part NO.	Wire Range	Insulation O.D.	Material	Finish	Qty/reel
A7501AM-TB-L	AWG#18	3.30mm(max)	Brass	Tin over Nickel	5,000 PCS
A7501AM-TBS-L	AWG#18	3.30mm(max)	Brass	Unplated	5,000 PCS

A7501AM-T-LL

7.50mm pitch Crimp Terminal

Reference Informations:

*Used in CJT A7501HMA-XP series Housing



Ordering information & Specifications:

Unit:mm

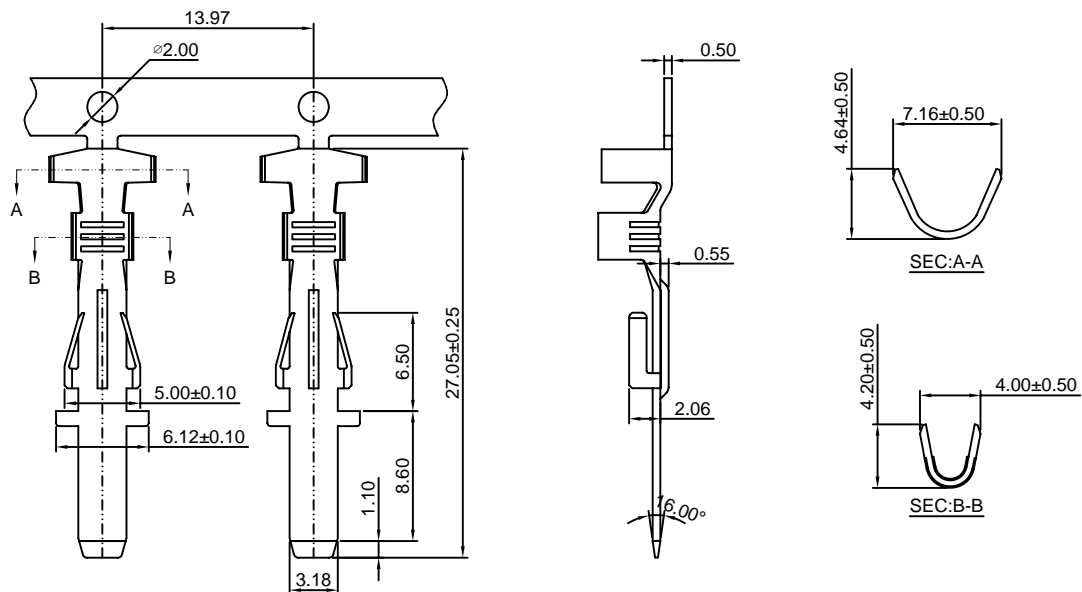
Part NO.	Wire Range	Insulation O.D.	Material	Finish	Qty/reel
A7501AM-TB-LL	AWG#18-#20	3.30mm(max)	Brass	Tin over Nickel	5,000 PCS
A7501AM-TBS-LL	AWG#18-#20	3.30mm(max)	Brass	Unplated	5,000 PCS

A7501AM-T-H

7.50mm pitch Crimp Terminal

Reference Informations:

*Used in CJT A7501HMA-XP series Housing



Ordering information & Specifications:

Unit:mm

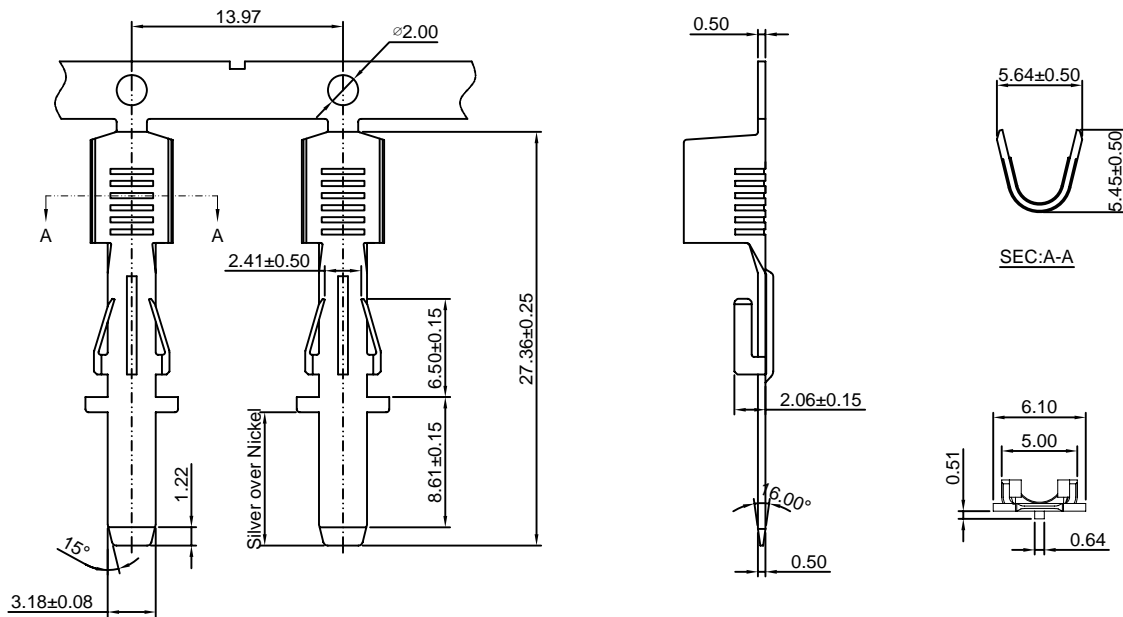
Part NO.	Wire Range	Insulation O.D.	Material	Finish	Qty/reel
A7501AM-TB-H	DOUBLE AWG#18	4.57mm(max)	Brass	Tin over Nickel	5,000 PCS
A7501AM-TBS-H	DOUBLE AWG#18	4.57mm(max)	Brass	Unplated	5,000 PCS

A7501AM-SCA

7.50mm pitch Crimp Terminal

Reference Informations:

*Used in CJT A7501HMA-XP series Housing



Ordering information & Specifications:

Unit:mm

Part NO.	Wire Range	Insulation O.D.	Material	Finish	Qty/reel
A7501AM-TB-HH	AWG#10-#12	4.57mm(max)	Brass	Tin over Nickel	5,000 PCS
A7501AM-SCA	AWG#10-#12	4.57mm(max)	Copper Alloy	Silver over Nickel	5,000 PCS

A7501H-XP

7.50-5.00mm pitch Housing

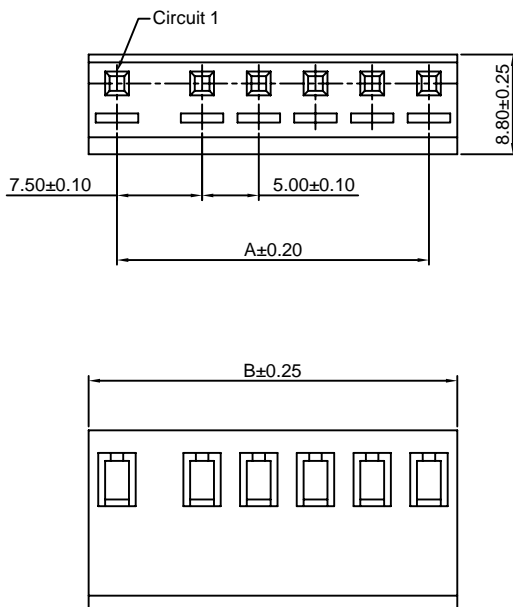
Reference Informations:

*Material:Nylon 66,UL94V-2

*Suitable CJT A3964-T(-L) series Terminal

*Mates with CJT A7501WV,WR,WVA,WRA-XP series Wafer

*Color:Natural



Ordering Information:

A7501H-XP - ***
1 2

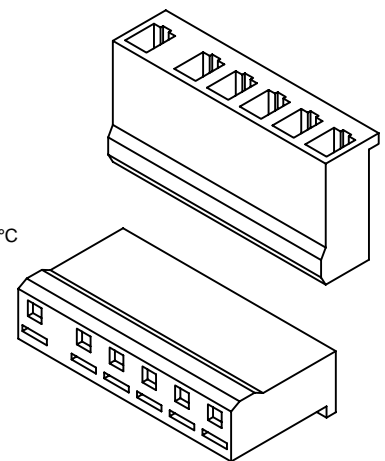
1.Part No.

2.Material:

(blank)-Nylon 66,UL94V-2(Natural)

V0-Nylon 66,UL94V-0(Black)

GWT-Nylon 66,UL94V-0,GWT 750°C



Ordering Information & Dimensions:

PART NO.	Dimensions	
	A	B
2P	7.50	12.50
3P	12.50	17.50
4P	15.24	22.50
5P	20.32	27.50
6P	25.40	32.50

Unit: mm

A7501HFA-XP

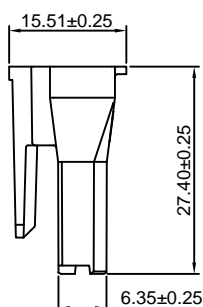
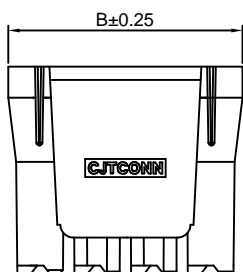
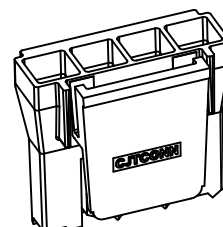
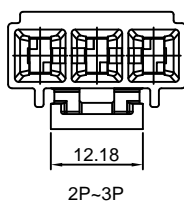
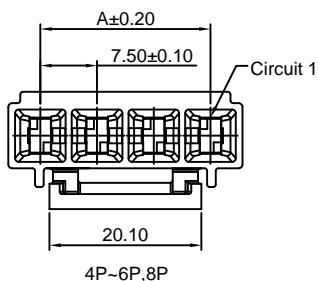
7.50mm pitch Housing

Reference Informations:

- *Material:Nylon 66,UL94V-0
- *Suitable CJT A7501AF-T(-L/-LL),A7501AF-SCA series Terminal
- *Mates with CJT A7501HMA-XP series Housing
- *Color:Black

Ordering Information:

- A7501HFA-XP - ***
 $\frac{1}{2}$
- 1.Part No.
 2.Material:
 (blank)-Nylon 66,UL94V-0(Black)
V2-Nylon 66,UL94V-2(Natural)
GWT-Nylon 66,UL94V-0,GWT 750°C(Black)



Ordering Information & Dimensions:

PART NO.	Dimensions	
	A	B
2P	7.50	15.98
3P	15.00	23.48
4P	22.50	30.98
5P	30.00	38.48
6P	37.50	45.98
8P	52.50	60.98

Unit: mm

A7501HMA-XP

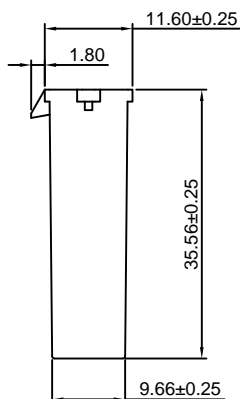
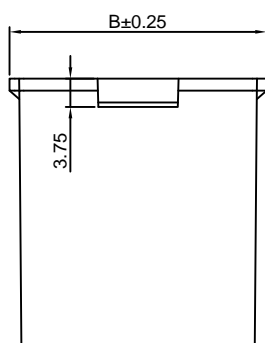

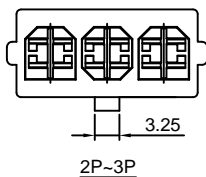
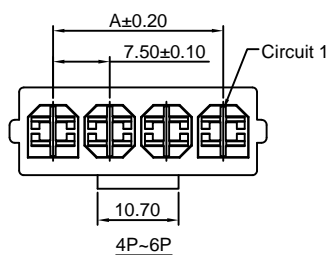
7.50mm pitch Housing

Reference Informations:

- *Material:Nylon 66,UL94V-2
- *Suitable CJT A7501AM-T(-L/-LL/-H),A7501AM-SCA series Terminal
- *Mates with CJT A7501HFA-XP series Housing
- *Color:Black

Ordering Information:

- A7501HMA-XP - ***
 $\frac{1}{2}$
- 1.Part No.
 2.Material:
 (blank)-Nylon 66,UL94V-0(Black)
V2-Nylon 66,UL94V-2(Natural)
GWT-Nylon 66,UL94V-0,GWT 750°C(Black)



Ordering Information & Dimensions:

PART NO.	Dimensions	
	A	B
2P	7.50	15.86
3P	15.00	23.36
4P	22.50	30.86
5P	30.00	38.36
6P	37.50	45.86

Unit: mm

A7501WV-XP

7.50-5.00mm pitch 180° Wafer

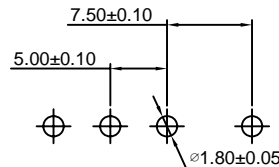
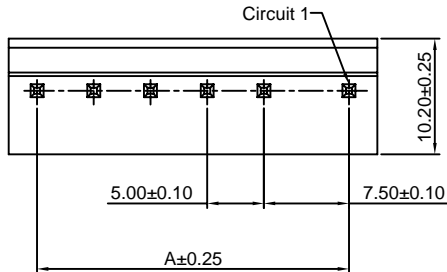
Reference Informations:

- *Material:Pin:Brass/Tin over Nickel
Insulator:Nylon 66,UL94V-2
- *Mates with CJT A7501H-XP series Housing
- *Color:Natural

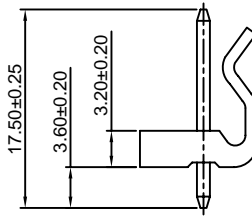
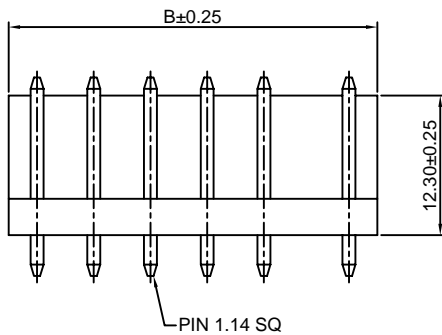
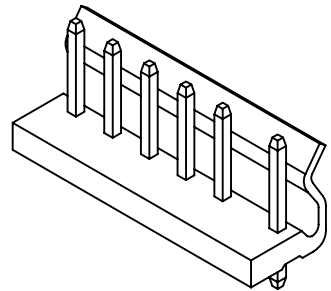
Ordering Information:

A7501WV-XP - *** - **
1 2 3

- 1.Part No.
- 2.Material:
(blank)-Nylon 66,UL94V-2(Natural)
V0-Nylon 66,UL94V-0(White)
GWT-Nylon 66,UL94V-0,GWT 750°C
- 3.Finish:
(blank):Tin over Nickel
G:Gold over Nickel



P.C.B LAYOUT



Ordering Information & Dimensions:

PART NO.	Dimensions	
	A	B
2P	7.50	12.50
3P	12.50	17.50
4P	15.24	22.50
5P	20.32	27.50
6P	25.40	32.50

Unit: mm

A7501WR-XP

7.50-5.00mm pitch 90° Wafer

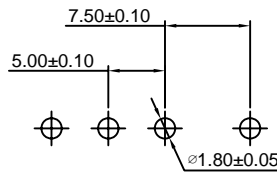
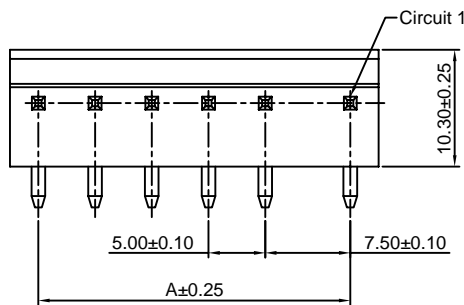
Reference Informations:

- *Material:Pin:Brass/Tin over Nickel
Insulator:Nylon 66,UL94V-2
- *Mates with CJT A7501H-XP series Housing
- *Color:Natural

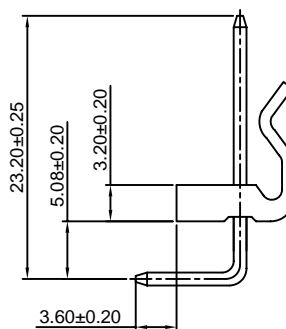
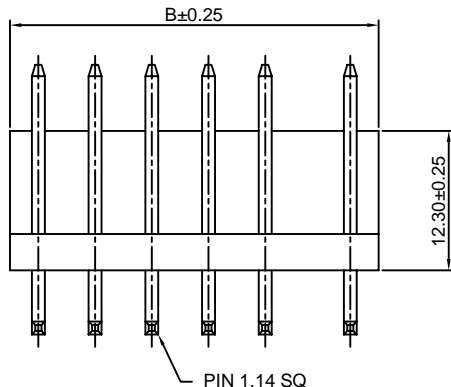
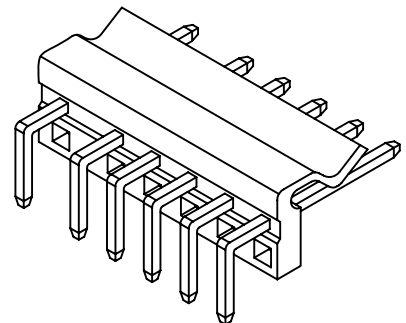
Ordering Information:

A7501WR-XP - *** - **
1 2 3

- 1.Part No.
- 2.Material:
(blank)-Nylon 66,UL94V-2(Natural)
V0-Nylon 66,UL94V-0(White)
GWT-Nylon 66,UL94V-0,GWT 750°C
- 3.Finish:
(blank):Tin over Nickel
G:Gold over Nickel



P.C.B LAYOUT



Ordering Information & Dimensions:

PART NO.	Dimensions	
	A	B
2P	7.50	12.50
3P	12.50	17.50
4P	15.24	22.50
5P	20.32	27.50
6P	25.40	32.50

Unit: mm

A7501WVA-XP

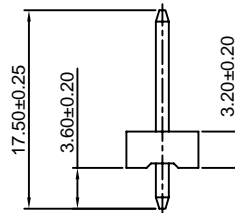
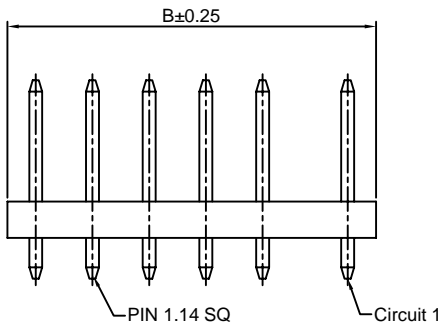
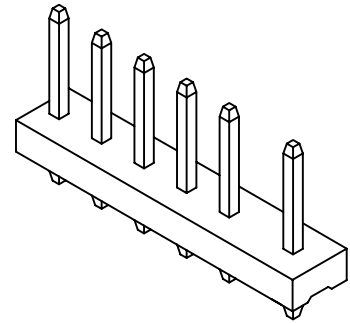
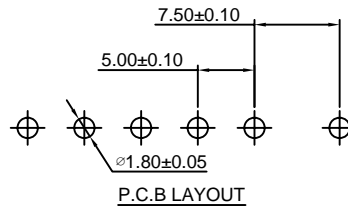
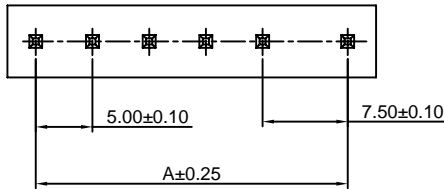
7.50-5.00mm pitch 180° Wafer

Reference Informations:

- *Material:Pin:Brass/Tin over Nickel
Insulator:Nylon 66,UL94V-2
- *Mates with CJT A7501H-XP series Housing
- *Color:Natural

Ordering Information:

- A7501WVA-XP - *** - **
1 2 3
- 1.Part No.
 - 2.Material:
(blank)-Nylon 66,UL94V-2(Natural)
V0-Nylon 66,UL94V-0(White)
GWT-Nylon 66,UL94V-0,GWT 750°C
 - 3.Finish:
(blank):Tin over Nickel
G:Gold over Nickel



Ordering Information & Dimensions:

PART NO.	Dimensions	
	A	B
2P	7.50	12.50
3P	12.50	17.50
4P	15.24	22.50
5P	20.32	27.50
6P	25.40	32.50

Unit: mm

A7501WRA-XP

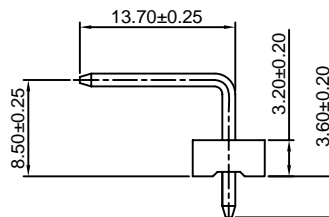
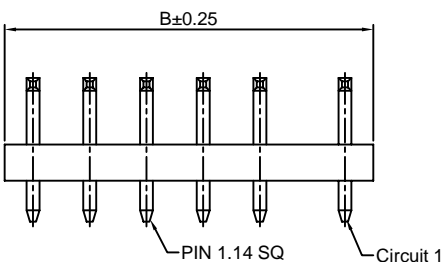
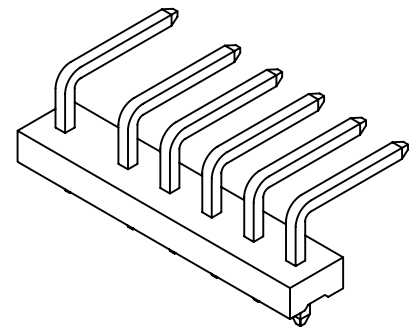
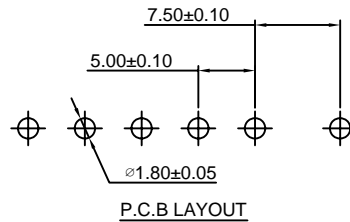
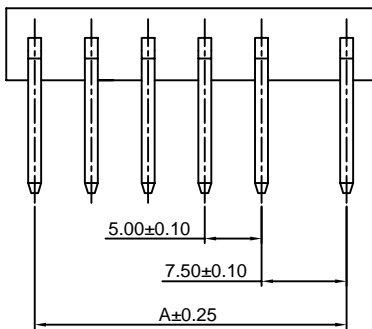
7.50-5.00mm pitch 90° Wafer

Reference Informations:

- *Material:Pin:Brass/Tin over Nickel
Insulator:Nylon 66,UL94V-2
- *Mates with CJT A7501H-XP series Housing
- *Color:Natural

Ordering Information:

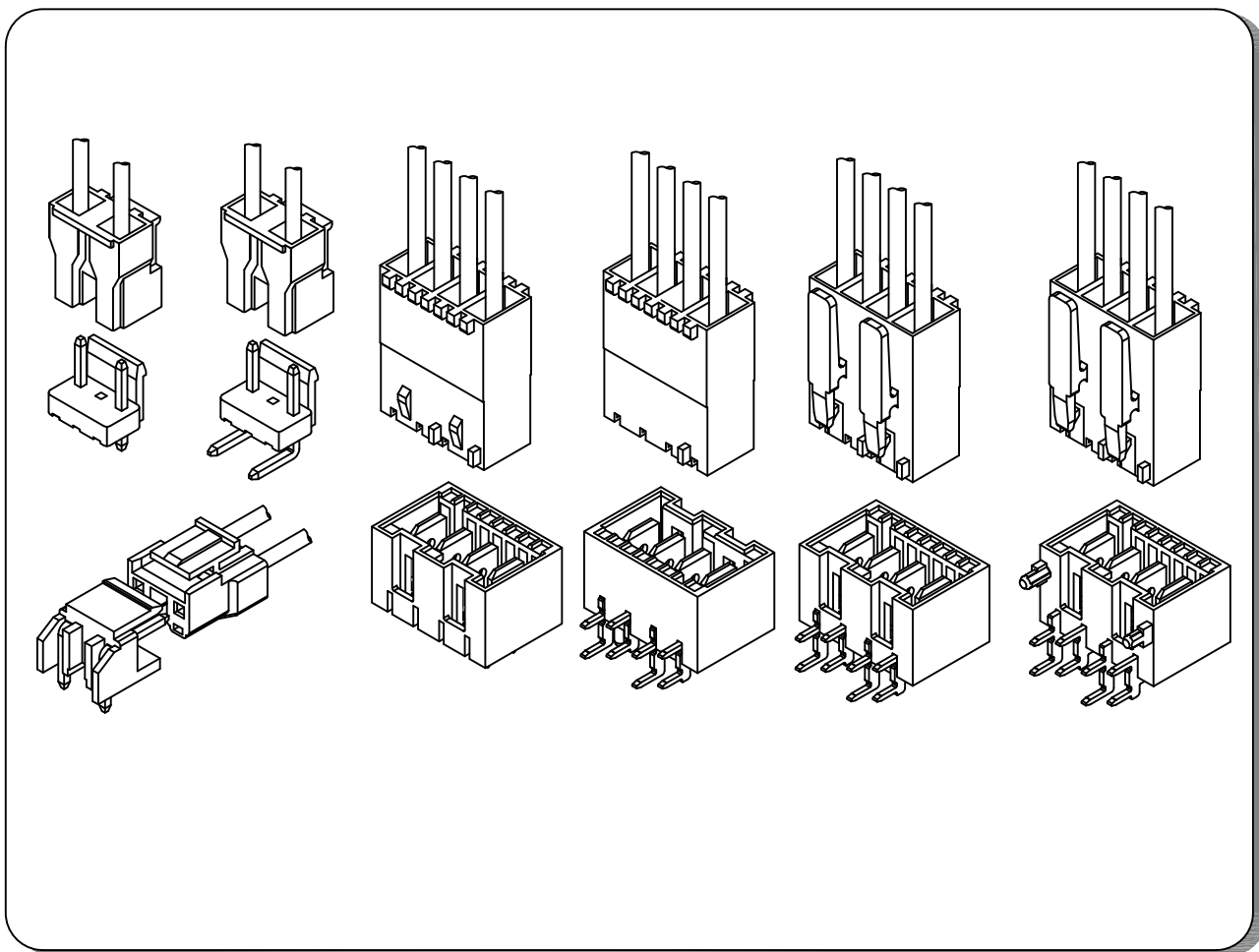
- A7501WRA-XP - *** - **
1 2 3
- 1.Part No.
 - 2.Material:
(blank)-Nylon 66,UL94V-2(Natural)
V0-Nylon 66,UL94V-0(White)
GWT-Nylon 66,UL94V-0,GWT 750°C
 - 3.Finish:
(blank):Tin over Nickel
G:Gold over Nickel



Ordering Information & Dimensions:

PART NO.	Dimensions	
	A	B
2P	7.50	12.50
3P	12.50	17.50
4P	15.24	22.50
5P	20.32	27.50
6P	25.40	32.50

Unit: mm



Specifications(Ordinary)

Current rating:10A AC,DC
 Voltage rating:250V AC,DC
 Temperature range:-40°C~+105°C
 Contact resistance:10mΩMax.
 Insulation resistance:1000MΩMin.
 Withstanding voltage:1500V AC/minute
 Meet the HF/Halogen Free,GWT/Glow wire Test (IEC60335-1) request,need to customize
 Contact CJT for details

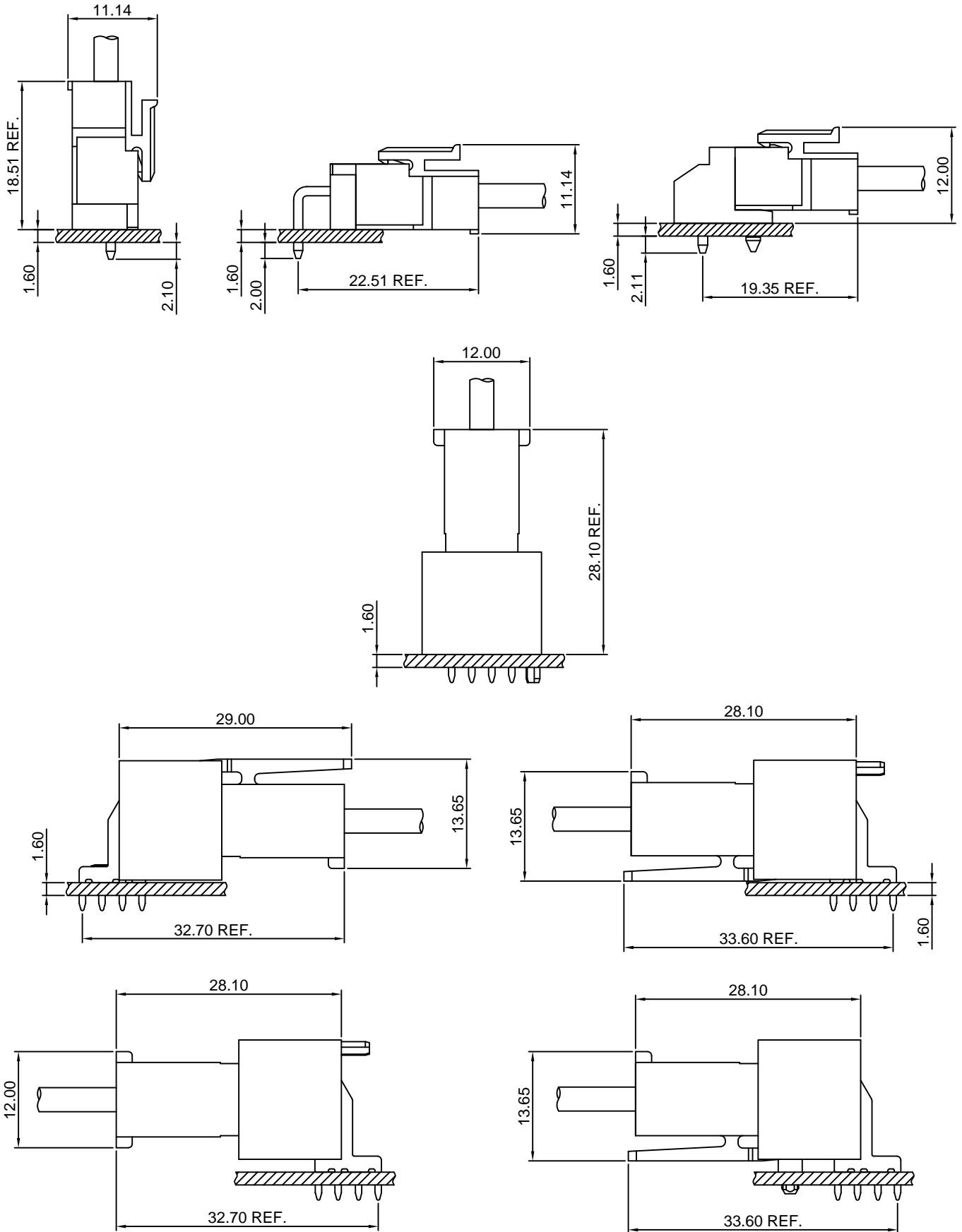
Standards



Specifications(Special)

Current rating:16A AC,DC
 Voltage rating:380V AC,DC
 Temperature range:-40°C~+105°C
 Contact resistance:20mΩMax.
 Insulation resistance:1000MΩMin.
 Withstanding voltage:1800V AC/minute
 Meet the HF/Halogen Free,GWT/Glow wire Test (IEC60335-1) request,need to customize
 Contact CJT for details

Assembly layout

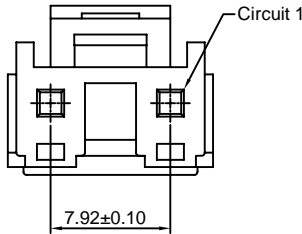


A7921H-2P

7.92mm pitch Housing

Reference Informations:

- *Material:Nylon 66,UL94V-0
- *Suitable CJT A3963-T(-H) series Terminal
- *Mates with CJT A3963WV,WR-3P-A,A7921WRH-2P series Wafer
- *Color:White



Ordering Information:

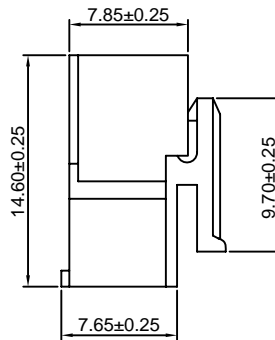
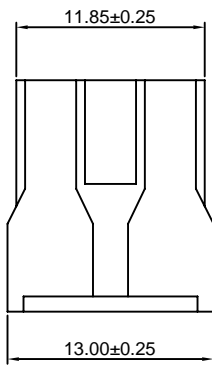
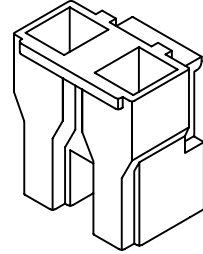
A7921H-2P - ***
1 2

1.Part No.

2.Material:

(blank):Nylon 66,UL94V-0

GWT:Nylon 66,UL94V-0,GWT 750°C



Unit: mm

A7921WRH-2P

7.92mm pitch 90° Wafer

Reference Informations:

- *Material:Pin:Brass/Tin over Nickel
Insulator:Nylon 66,UL94V-0
- *Mates with CJT A7921H-2P or A3963H-3P series Housing
- *Color:White

Ordering Information:

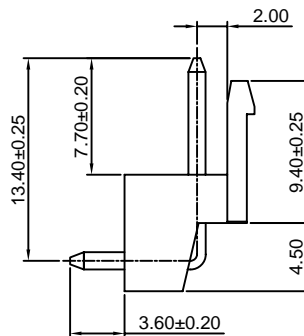
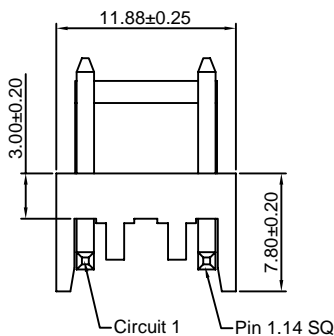
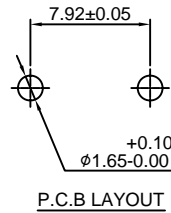
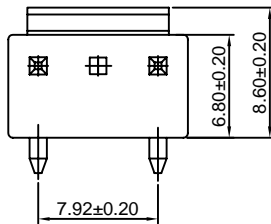
A7921WRH-2P - ***
1 2

1.Part No.

2.Material:

(blank):Nylon 66,UL94V-0

GWT:Nylon 66,UL94V-0,GWT 750°C



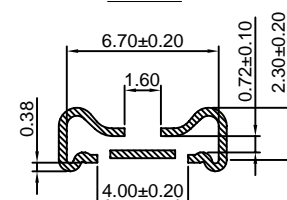
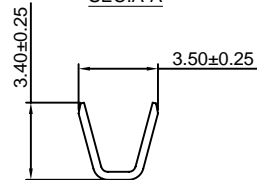
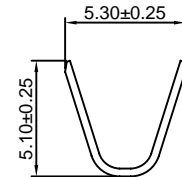
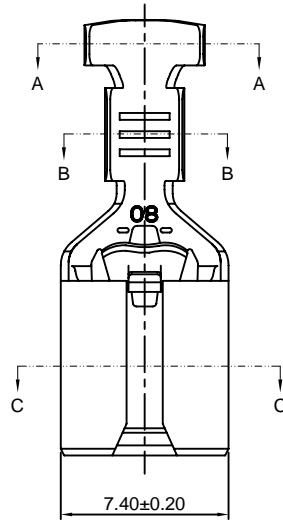
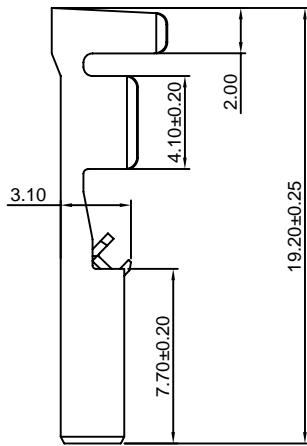
Unit: mm

A7921-T-A

5.00mm pitch Crimp Terminal

Reference Informations:

*Used in CJT A7921HC,HD-XP series Housing



Ordering information & Specifications:

Unit:mm

Part NO.	Wire Range	Insulation O.D.	Material	Finish	Qty/reel
A7921-TB-A	AWG#14-#18	3.30mm(max)	Brass	Tin over Nickel	5,000 PCS
A7921-TP-A	AWG#14-#18	3.30mm(max)	Phosphor Bronze	Tin over Nickel	5,000 PCS
A7921-SUS-A	AWG#14-#18	3.30mm(max)	SUS 304	-----	5,000 PCS

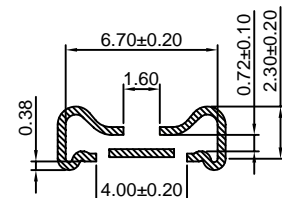
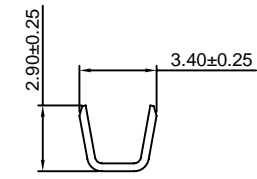
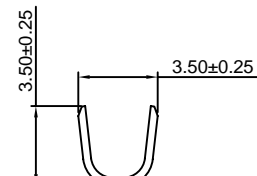
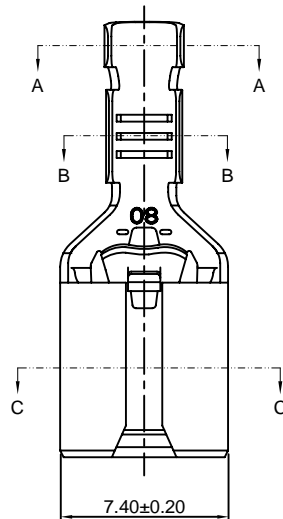
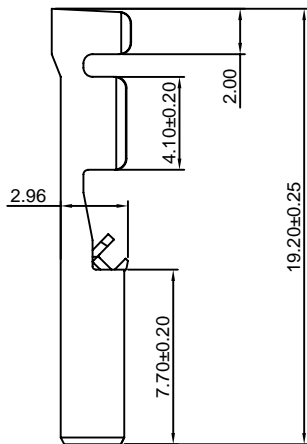
Optional Gold plating available but MOQ requested

A7921-T-A-L

5.00mm pitch Crimp Terminal

Reference Informations:

*Used in CJT A7921HC,HD-XP series Housing



Ordering information & Specifications:

Unit:mm

Part NO.	Wire Range	Insulation O.D.	Material	Finish	Qty/reel
A7921-TB-A-L	AWG#20-#22	1.80mm(max)	Brass	Tin over Nickel	5,000 PCS
A7921-TP-A-L	AWG#20-#22	1.80mm(max)	Phosphor Bronze	Tin over Nickel	5,000 PCS
A7921-SUS-A-L	AWG#20-#22	1.80mm(max)	SUS 304	-----	5,000 PCS

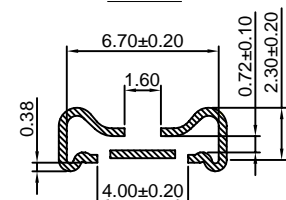
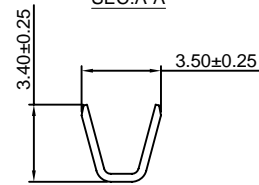
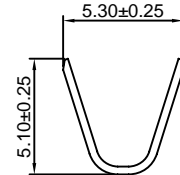
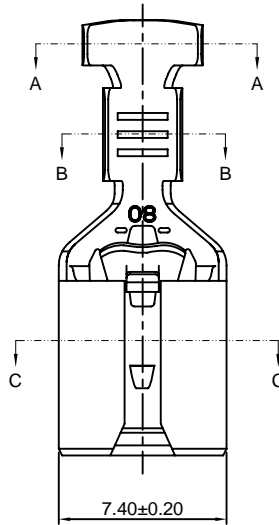
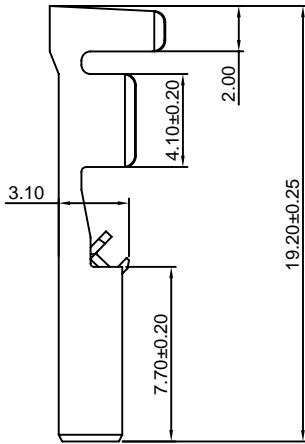
Optional Gold plating available but MOQ requested

A7921-T-B

5.00mm pitch Crimp Terminal

Reference Informations:

*Used in CJT A7921HC,HD-XP series Housing



SEC:C-C

Ordering information & Specifications:

Unit:mm

Part NO.	Wire Range	Insulation O.D.	Material	Finish	Qty/reel
A7921-TB-B	AWG#14-#18	3.30mm(max)	Brass	Tin over Nickel	5,000 PCS
A7921-TP-B	AWG#14-#18	3.30mm(max)	Phosphor Bronze	Tin over Nickel	5,000 PCS
A7921-SUS-B	AWG#14-#18	3.30mm(max)	SUS 304	-----	5,000 PCS

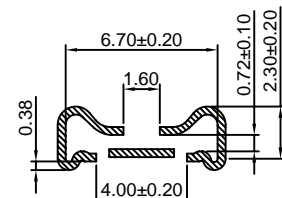
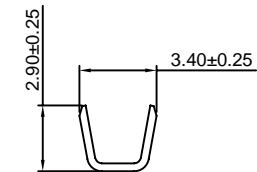
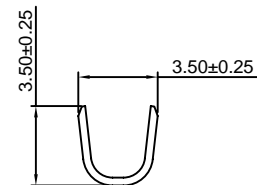
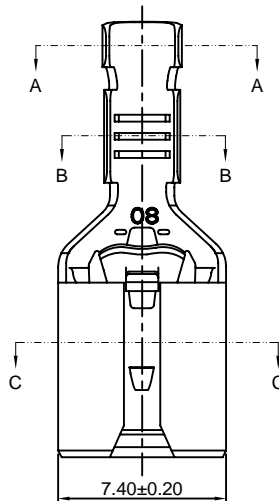
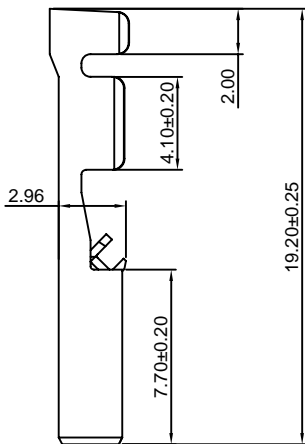
Optional Gold plating available but MOQ requested

A7921-T-B-L

5.00mm pitch Crimp Terminal

Reference Informations:

*Used in CJT A7921HC,HD-XP series Housing



SEC:C-C

Ordering information & Specifications:

Unit:mm

Part NO.	Wire Range	Insulation O.D.	Material	Finish	Qty/reel
A7921-TB-B-L	AWG#20-#22	1.80mm(max)	Brass	Tin over Nickel	5,000 PCS
A7921-TP-B-L	AWG#20-#22	1.80mm(max)	Phosphor Bronze	Tin over Nickel	5,000 PCS
A7921-SUS-B-L	AWG#20-#22	1.80mm(max)	SUS 304	-----	5,000 PCS

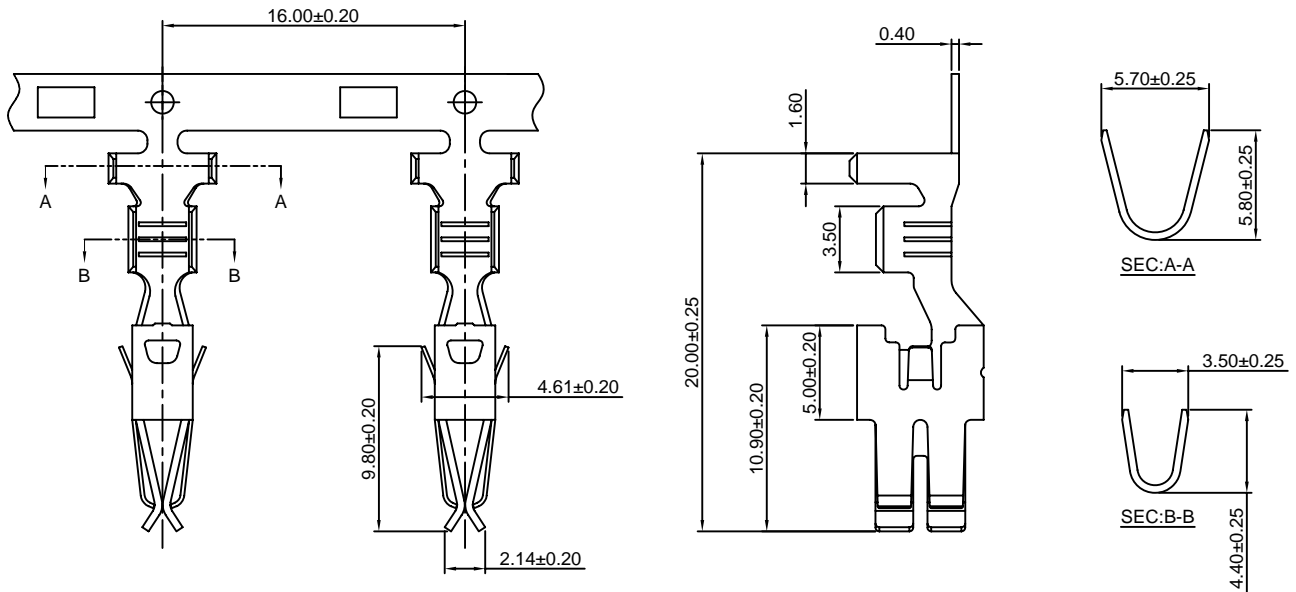
Optional Gold plating available but MOQ requested

A7921-T-C

5.00mm pitch Crimp Terminal

Reference Informations:

*Used in CJT A7921HCA-XP,A7921HDA-XP series Housing



Ordering information & Specifications:

Unit:mm

Part NO.	Wire Range	Insulation O.D.	Material	Finish	Qty/reel
A7921-TCF-C	AWG#20-#22	1.80mm(max)	CuFe/Copper Iron	Tin over Nickel	2,300 PCS
A7921-SCF-C	AWG#20-#22	1.80mm(max)	CuFe/Copper Iron	Silver Plated	2,300 PCS

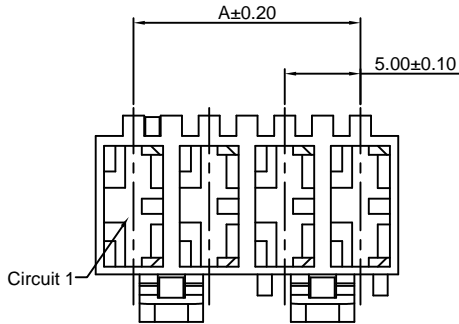
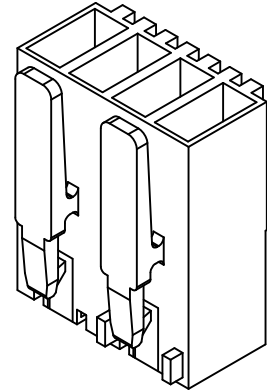
Optional Gold plating available but MOQ requested

A7921HC-XP

5.00mm pitch Housing

Reference Informations:

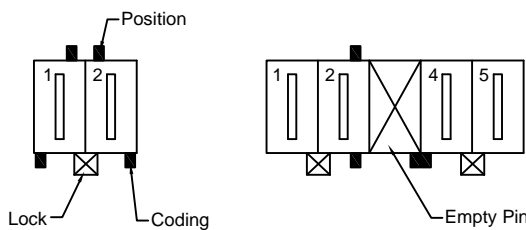
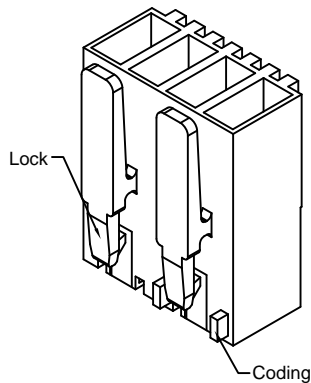
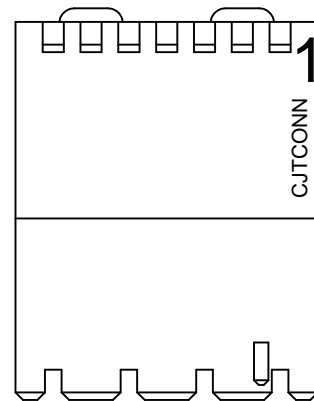
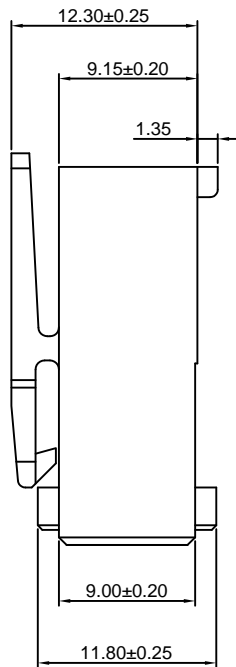
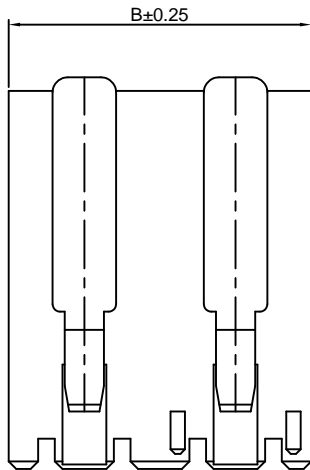
- *Material: Nylon 66, UL94V-0, GWT 750°C
- *Suitable CJT A7921-T-A(-L), A7921-T-B(-L) series Terminal
- *Mates with CJT A7921WVA, WVB, WRA, WRA-R, WRA-RH, WRA-RH-F-XP series Wafer
- *Compliant IEC 60695-2-11 and IEC 60335-1(750°C, Flamme<2S)
- *Color: Ivory



Ordering Information:

A7921HC-XP - **
1 2

1. Part No.
2. Please find page 620-624 for details.



Ordering Information & Dimensions:

PART NO.	Dimensions	
	A	B
2P	5.00	10.00
3P	10.00	15.00
4P	15.00	20.00
5P	20.00	25.00
6P	25.00	30.00
7P	30.00	35.00
8P	35.00	40.00
9P	40.00	45.00
10P	45.00	50.00
11P	50.00	55.00
12P	55.00	60.00

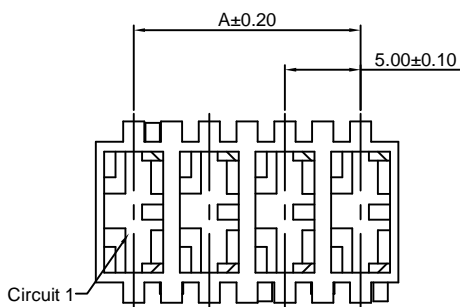
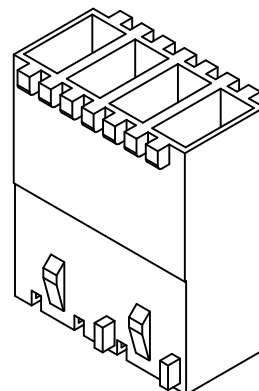
Unit: mm

A7921HD-XP

5.00mm pitch Housing

Reference Informations:

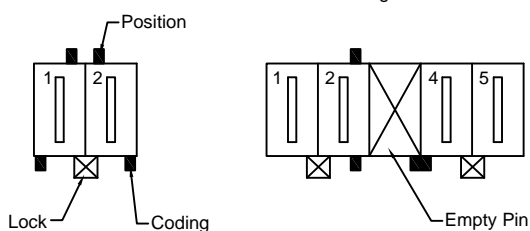
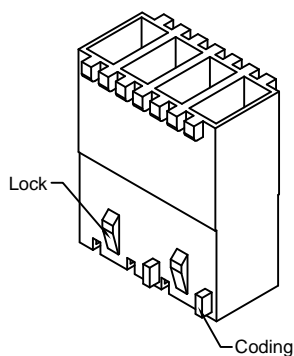
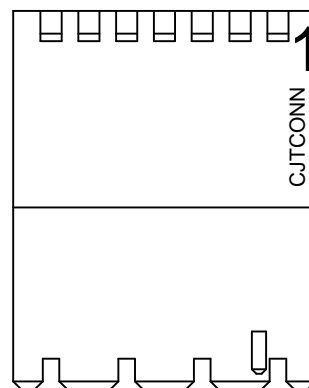
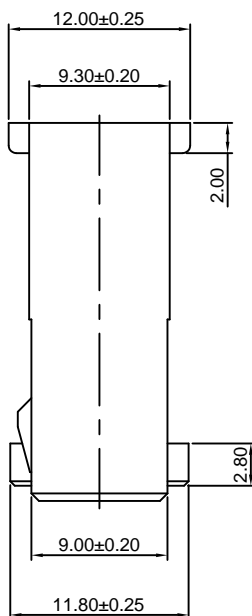
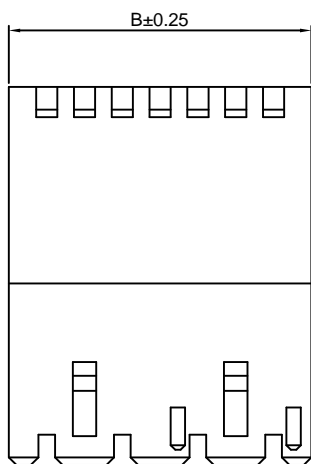
- *Material: Nylon 66, UL94V-0, GWT 750°C
- *Suitable CJT A7921-T-A(-L), A7921-T-B(-L) series Terminal
- *Mates with CJT A7921WVA, WVB, WRA, WRA-R, WRA-RH, WRA-RH-F-XP series Wafer
- *Compliant IEC 60695-2-11 and IEC 60335-1(750°C, Flamme<2S)
- *Color: Ivory



Ordering Information:

A7921HD-XP - **
1 2

1. Part No.
2. Please find page 620-624 for details.



Ordering Information & Dimensions:

PART NO.	Dimensions	
	A	B
2P	5.00	10.00
3P	10.00	15.00
4P	15.00	20.00
5P	20.00	25.00
6P	25.00	30.00
7P	30.00	35.00
8P	35.00	40.00
9P	40.00	45.00
10P	45.00	50.00
11P	50.00	55.00
12P	55.00	60.00

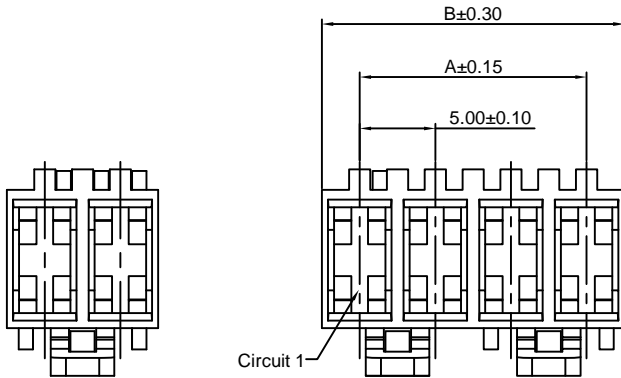
Unit: mm

A7921HCA-XP

5.00mm pitch Housing

Reference Informations:

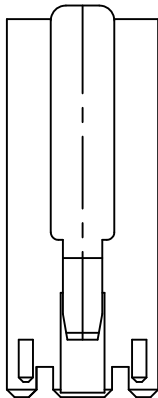
- *Material: Nylon 66, UL94V-0, GWT 750°C
- *Suitable CJT A7921-T-C series Terminal
- *Mates with CJT A7921WVA, WVB, WRA, WRA-R, WRA-RH, WRA-RH-F-XP series Wafer
- *Compliant IEC 60695-2-11 and IEC 60335-1(750°C, Flamme<2S)
- *Color: Ivory



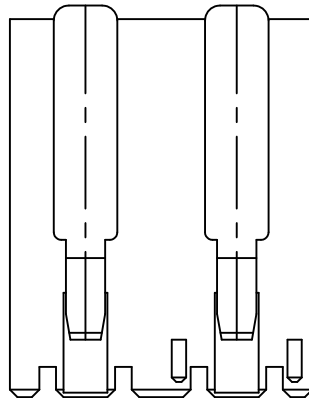
Ordering Information:

A7921HCA-XP - **
1 2

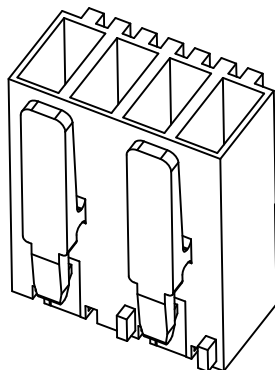
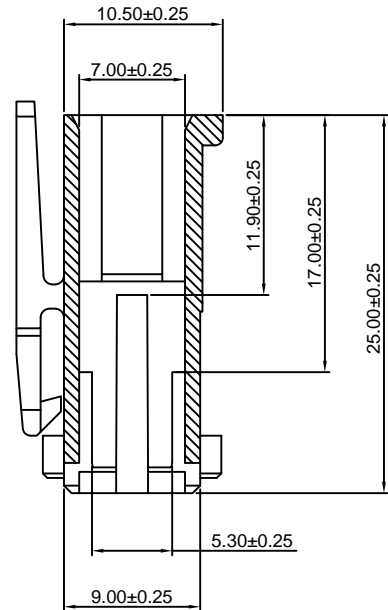
1. Part No.
2. Please find page 620~624 for details.



02P



03P-12P



Ordering Information & Dimensions:

PART NO.	Dimensions	
	A	B
2P	5.00	10.00
3P	10.00	15.00
4P	15.00	20.00
5P	20.00	25.00
6P	25.00	30.00
7P	30.00	35.00
8P	35.00	40.00
9P	40.00	45.00
10P	45.00	50.00
11P	50.00	55.00
12P	55.00	60.00

Unit: mm

A7921HDA-XP

5.00mm pitch Housing

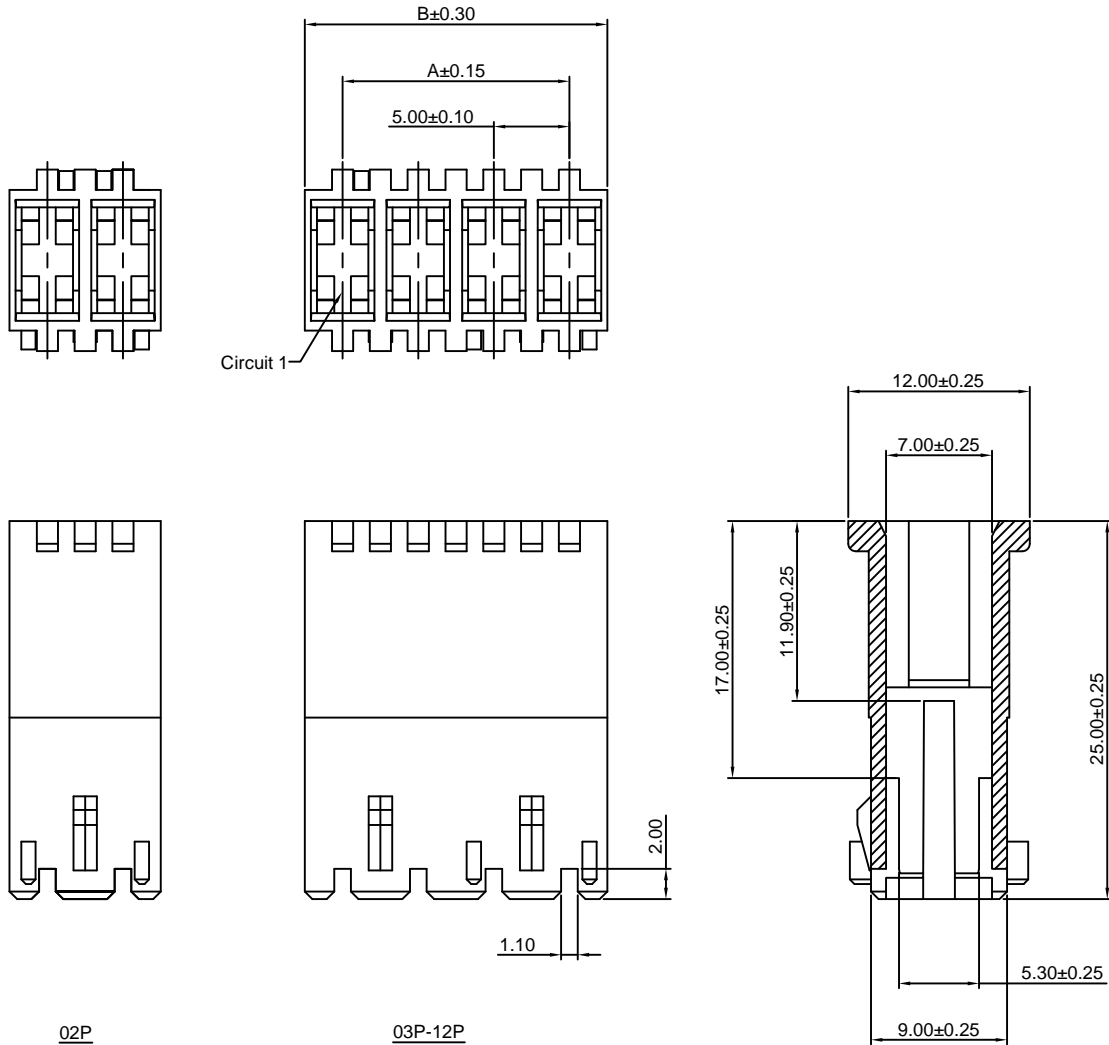
Reference Informations:

- *Material: Nylon 66, UL94V-0, GWT 750°C
- *Suitable CJT A7921-T-C series Terminal
- *Mates with CJT A7921WVA, WVB, WRA, WRA-R, WRA-RH, WRA-RH-F-XP series Wafer
- *Compliant IEC 60695-2-11 and IEC 60335-1(750°C, Flamme<2S)
- *Color: Ivory

Ordering Information:

A7921HDA-XP - **

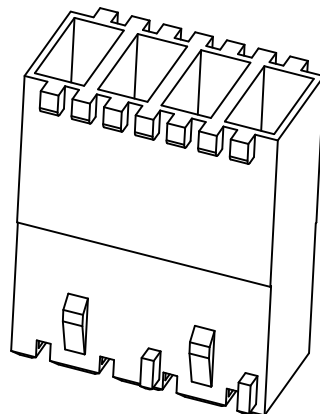
1. Part No.
2. Please find page 620-624 for details.



Ordering Information & Dimensions:

PART NO.	Dimensions	
	A	B
2P	5.00	10.00
3P	10.00	15.00
4P	15.00	20.00
5P	20.00	25.00
6P	25.00	30.00
7P	30.00	35.00
8P	35.00	40.00
9P	40.00	45.00
10P	45.00	50.00
11P	50.00	55.00
12P	55.00	60.00

Unit: mm



A7921WVA-XP

5.00mm pitch 180° Wafer

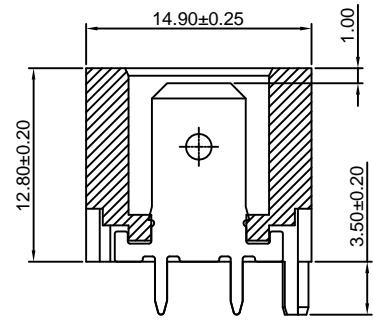
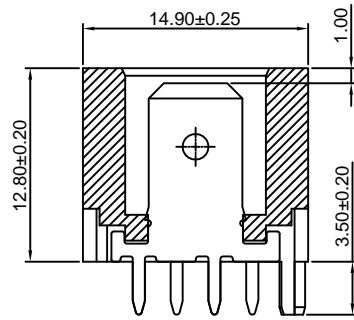
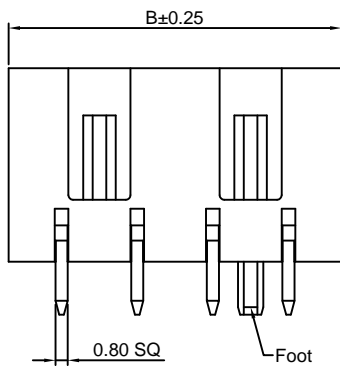
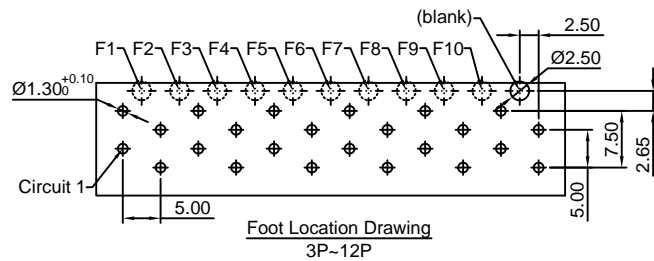
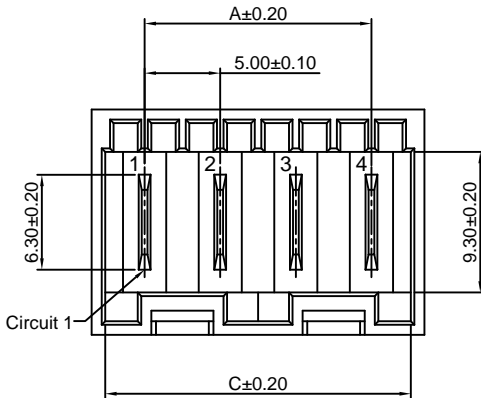
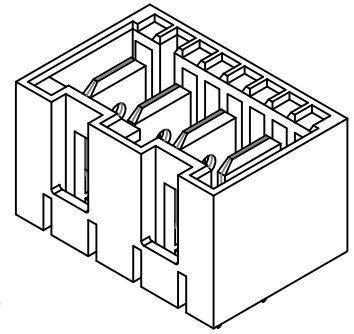
Reference Informations:

- *Material: Insulator: Nylon 66, UL94V-0, GWT 750°C
Terminal: Brass (Tab is 6.30x0.80)
- *Suitable CJT A7921HC, HD, HCA, HDA-XP series Housing
- *Contact: Tin Plated 80~120u" over Ni 30~50u"
Silver Plated 80~120u" over Ni 30~50u"
- *Compliant IEC 60695-2-11 and IEC 60335-1 (750°C, Flamme<2S)
- *Color: Ivory

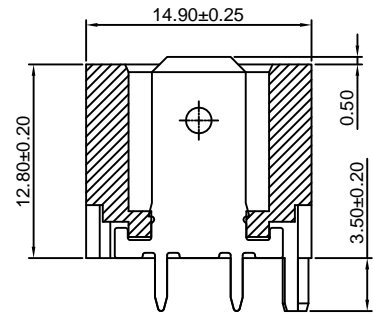
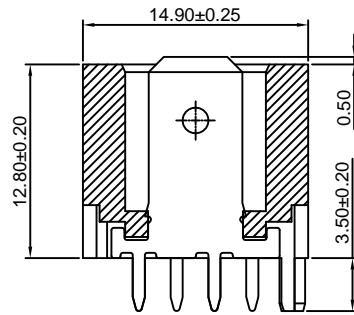
Ordering Information:

A7921WVA-XP - * - ** - ** - *** - ***

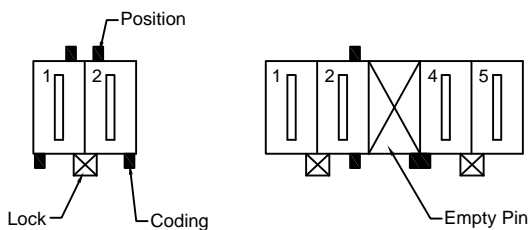
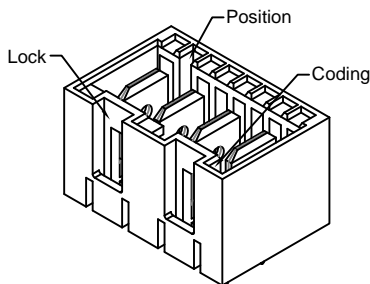
1. Part No.
2. Circuit number.
3. Terminal Finish:
(blank): Tin over Nickel
S: Silver over Nickel
4. Please find page 620~624 for details.
5. Foot:
(blank): See the Foot Location Drawing
F1~F10: See the Foot Location Drawing
6. Void position:
A: Void position (Odd numbers)
N* ** : Void position (Arbitrarily numbers)
7. Terminal Style:
(blank): TYPE 1
TH1~TH12: TYPE 2 (pre-mating protective contact, protruding 1.5mm, possible at any position)



TYPE 1



TYPE 2



Ordering Information & Dimensions:

PART NO.	Dimensions		
	A	B	C
2P	5.00	12.00	10.20
3P	10.00	17.00	15.20
4P	15.00	22.00	20.20
5P	20.00	27.00	25.20
6P	25.00	32.00	30.20
7P	30.00	37.00	35.20
8P	35.00	42.00	40.20
9P	40.00	47.00	45.20
10P	45.00	52.00	50.20
11P	50.00	57.00	55.20
12P	55.00	62.00	60.20

Unit: mm

A7921WVB-XP

5.00mm pitch 180° Wafer - Pottable Version

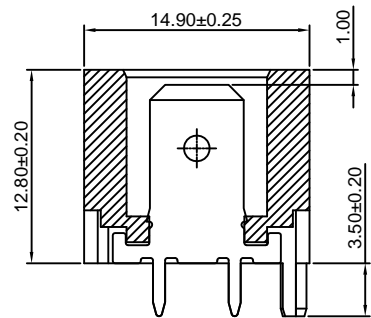
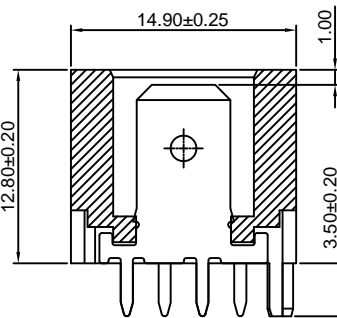
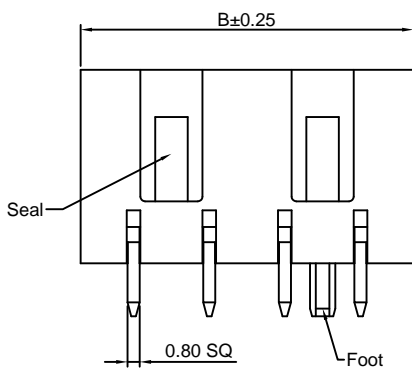
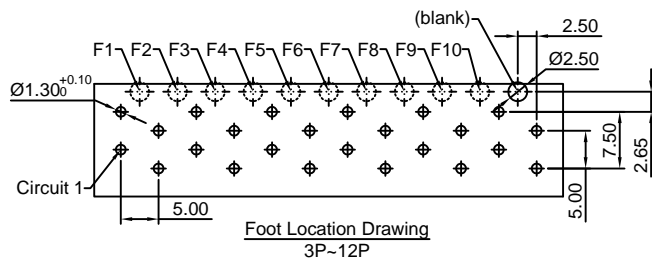
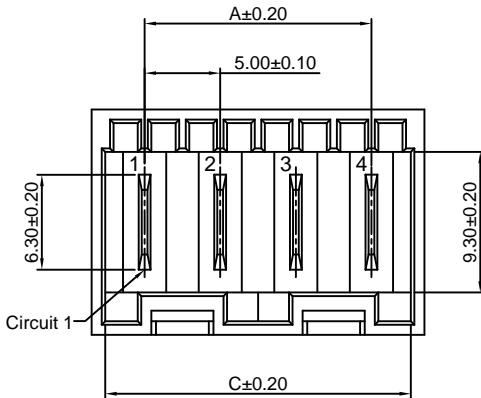
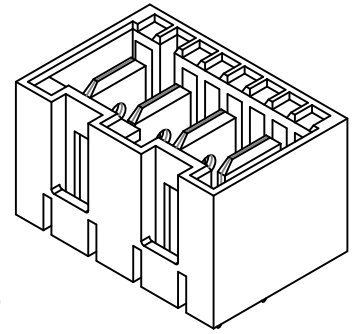
Reference Informations:

- *Material: Insulator: Nylon 66, UL94V-0, GWT 750°C
Terminal: Brass (Tab is 6.30x0.80)
- *Suitable CJT A7921HC, HD, HCA, HDA-XP series Housing
- *Contact: Tin Plated 80~120u" over Ni 30~50u"
Silver Plated 80~120u" over Ni 30~50u"
- *Compliant IEC 60695-2-11 and IEC 60335-1(750°C, Flamme<2S)
- *Color: Ivory

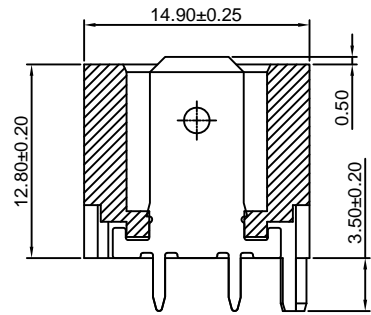
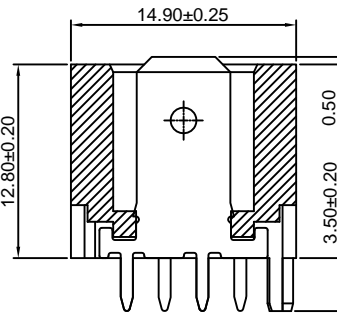
Ordering Information:

A7921WVB - XP - * - ** - ** - *** - ***
1 2 3 4 5 6 7

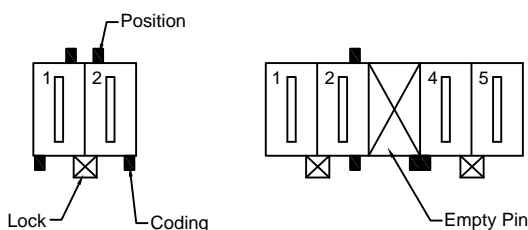
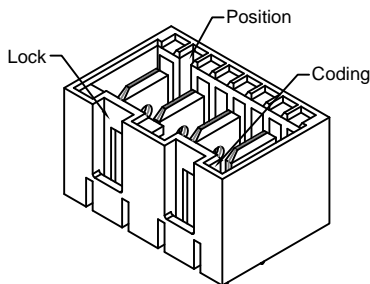
1. Part No.
2. Circuit number.
3. Terminal Finish:
(blank): Tin over Nickel
S: Silver over Nickel
4. Please find page 620~624 for details.
5. Foot:
(blank): See the Foot Location Drawing
F1~F10: See the Foot Location Drawing
6. Void position:
A: Void position (Odd numbers)
N*.*: Void position (Arbitrarily numbers)
7. Terminal Style:
(blank): TYPE 1
TH1~TH12: TYPE 2 (pre-mating protective contact, protruding 1.5mm, possible at any position)



TYPE 1



TYPE 2



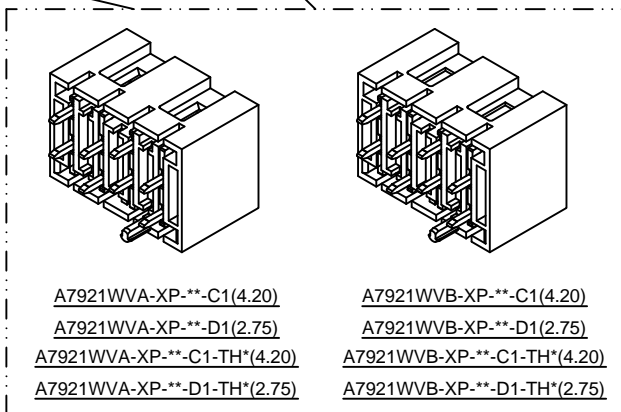
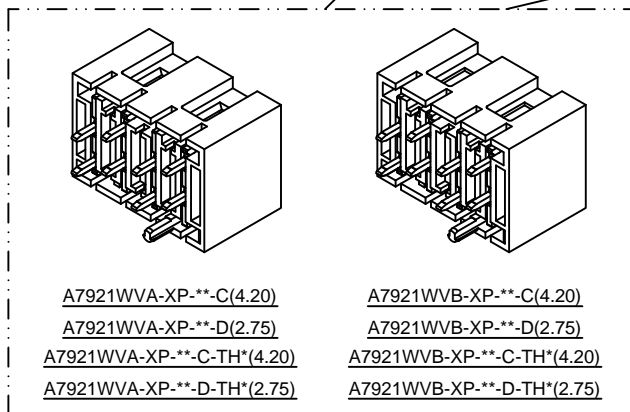
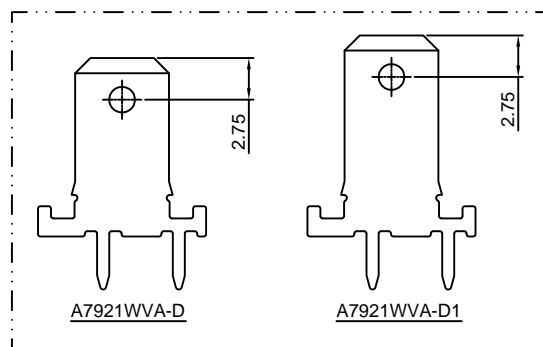
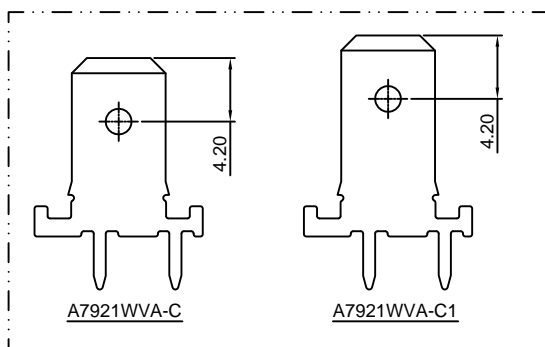
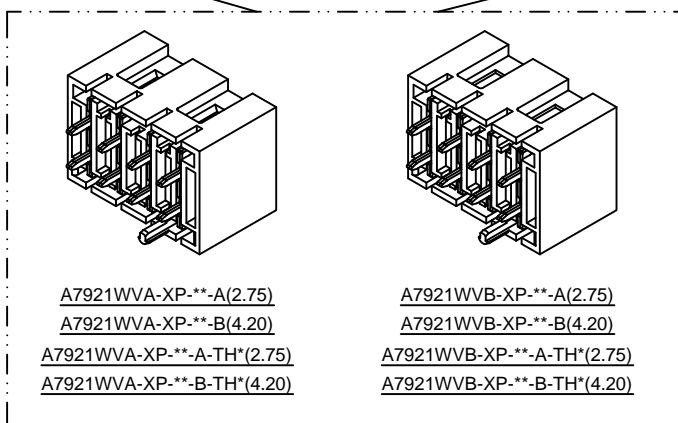
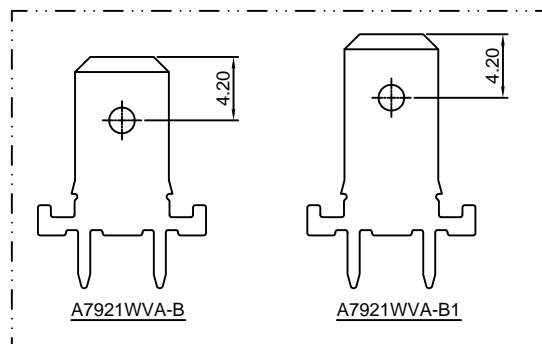
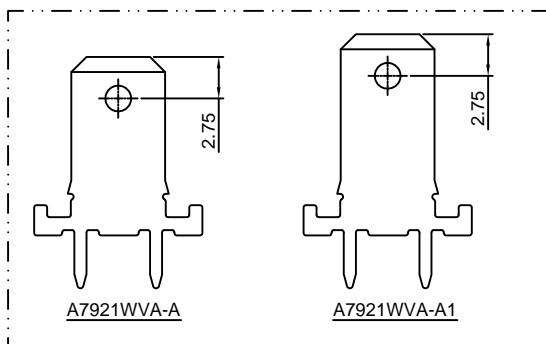
Ordering Information & Dimensions:

PART NO.	Dimensions		
	A	B	C
2P	5.00	12.00	10.20
3P	10.00	17.00	15.20
4P	15.00	22.00	20.20
5P	20.00	27.00	25.20
6P	25.00	32.00	30.20
7P	30.00	37.00	35.20
8P	35.00	42.00	40.20
9P	40.00	47.00	45.20
10P	45.00	52.00	50.20
11P	50.00	57.00	55.20
12P	55.00	62.00	60.20

Unit: mm

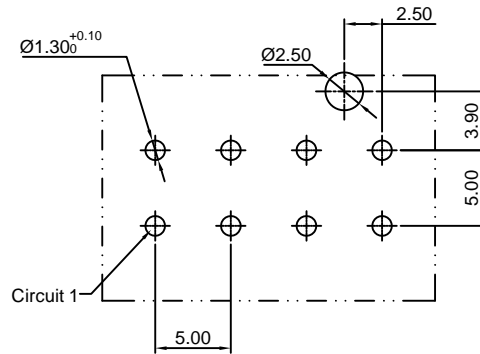
A7921WVA/WVB

5.00mm pitch 180° Wafer



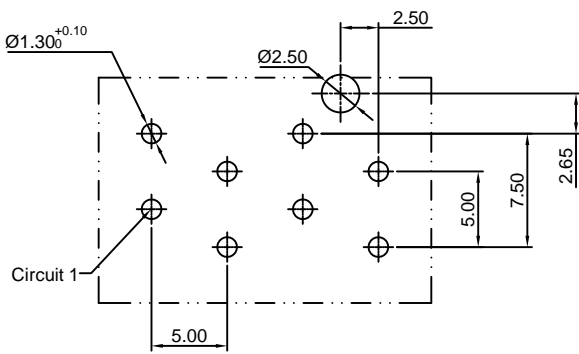
A7921WVA/WVB

5.00mm pitch 180° Wafer

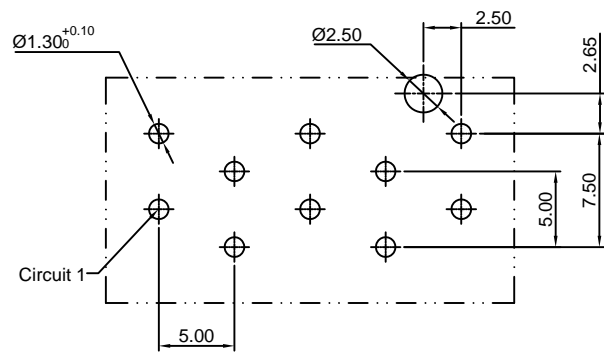


P.C.B LAYOUT-COMPONENT SIDE

[A7921WVA-XP**-A(2.75)]	[A7921WVB-XP**-A(2.75)]
[A7921WVA-XP**-B(4.20)]	[A7921WVB-XP**-B(4.20)]
[A7921WVA-XP**-A-TH*(2.75)]	[A7921WVB-XP**-A-TH*(2.75)]
[A7921WVA-XP**-B-TH*(4.20)]	[A7921WVB-XP**-B-TH*(4.20)]



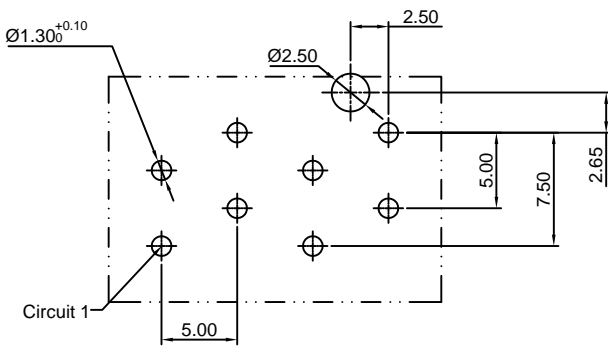
Even numbers



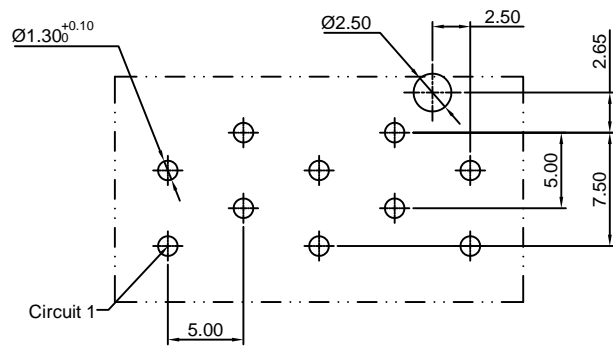
ODD numbers

P.C.B LAYOUT-COMPONENT SIDE

[A7921WVA-XP**-C(4.20)]	[A7921WVB-XP**-C(4.20)]
[A7921WVA-XP**-D(2.75)]	[A7921WVB-XP**-D(2.75)]
[A7921WVA-XP**-C-TH*(4.20)]	[A7921WVB-XP**-C-TH*(4.20)]
[A7921WVA-XP**-D-TH*(2.75)]	[A7921WVB-XP**-D-TH*(2.75)]



Even numbers



ODD numbers

P.C.B LAYOUT-COMPONENT SIDE

[A7921WVA-XP**-C1(4.20)]	[A7921WVB-XP**-C1(4.20)]
[A7921WVA-XP**-D1(2.75)]	[A7921WVB-XP**-D1(2.75)]
[A7921WVA-XP**-C1-TH*(4.20)]	[A7921WVB-XP**-C1-TH*(4.20)]
[A7921WVA-XP**-D1-TH*(2.75)]	[A7921WVB-XP**-D1-TH*(2.75)]

A7921WRA-XP

5.00mm pitch 90° Wafer

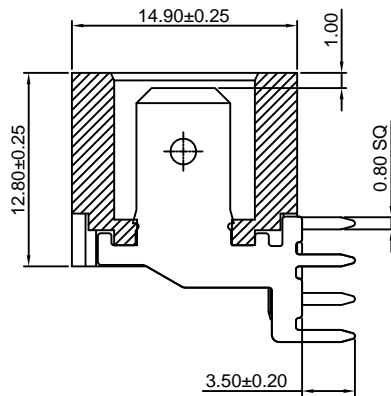
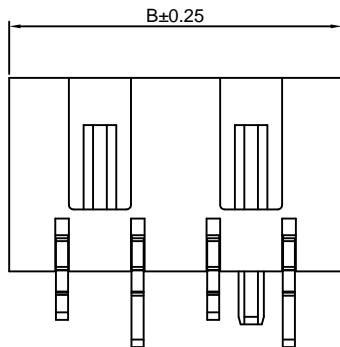
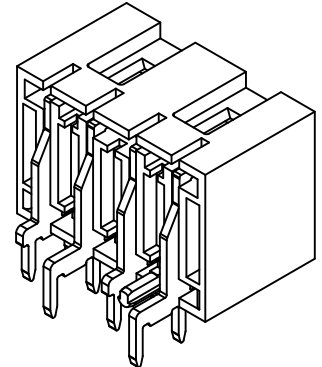
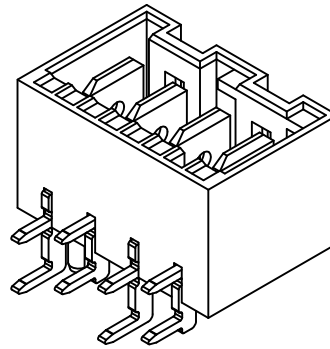
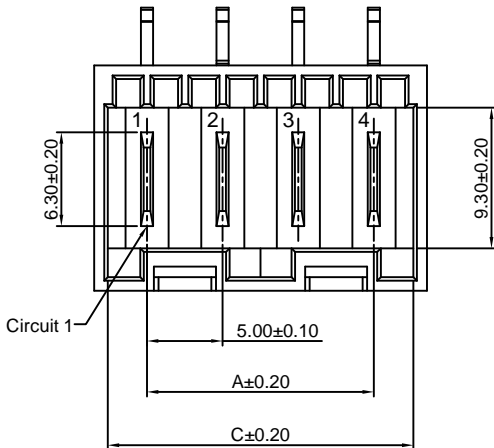
Reference Informations:

- *Material: Insulator: Nylon 66, UL94V-0, GWT 750°C
Terminal: Brass (Tab is 6.30x0.80)
- *Suitable CJT A7921HC, HD, HCA, HDA-XP series Housing
- *Contact: Tin Plated 80~120u" over Ni 30~50u"
Silver Plated 80~120u" over Ni 30~50u"
- *Compliant IEC 60695-2-11 and IEC 60335-1 (750°C, Flamme<2S)
- *Color: Ivory

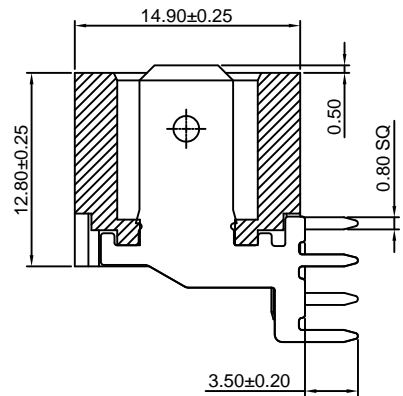
Ordering Information:

A7921WRA - XP - * - ** - *** - ****

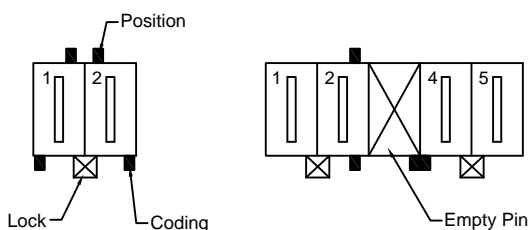
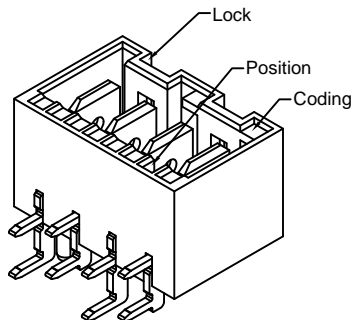
1. Part No.
2. Circuit number.
3. Terminal Finish:
(blank): Tin over Nickel
S: Silver over Nickel
4. Please find page 620~624 for details.
5. Void position:
A: Void position (Odd numbers)
N*: *: Void position (Arbitrarily numbers)
6. Terminal Style:
(blank): TYPE 1
TH1~TH12: TYPE 2 (pre-mating protective contact, protruding 1.5mm, possible at any position)



TYPE 1



TYPE 2



Ordering Information & Dimensions:

PART NO.	Dimensions		
	A	B	C
2P	5.00	12.00	10.20
3P	10.00	17.00	15.20
4P	15.00	22.00	20.20
5P	20.00	27.00	25.20
6P	25.00	32.00	30.20
7P	30.00	37.00	35.20
8P	35.00	42.00	40.20
9P	40.00	47.00	45.20
10P	45.00	52.00	50.20
11P	50.00	57.00	55.20
12P	55.00	62.00	60.20

Unit: mm

A7921WRA-R-XP

5.00mm pitch 90° Wafer

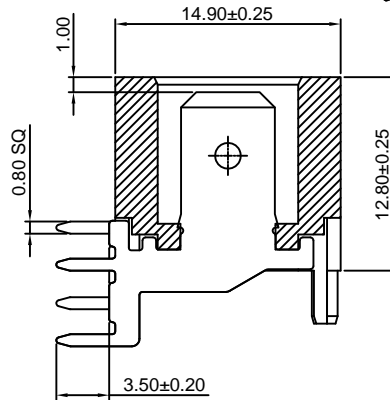
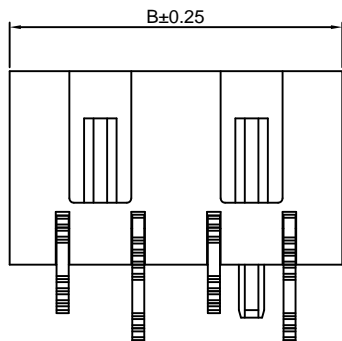
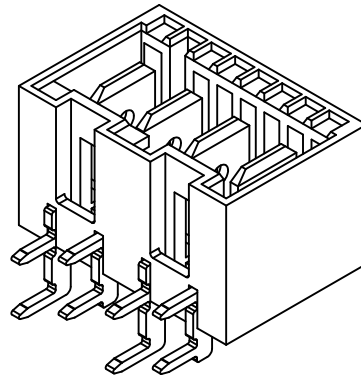
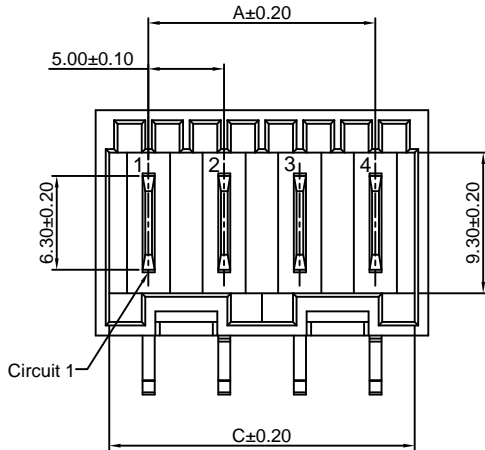
Reference Informations:

- *Material: Insulator: Nylon 66, UL94V-0, GWT 750°C
Terminal: Brass (Tab is 6.30x0.80)
- *Suitable CJT A7921HC, HD, HCA, HDA-XP series Housing
- *Contact: Tin Plated 80~120u" over Ni 30~50u"
Silver Plated 80~120u" over Ni 30~50u"
- *Compliant IEC 60695-2-11 and IEC 60335-1(750°C, Flamme<2S)
- *Color: Ivory

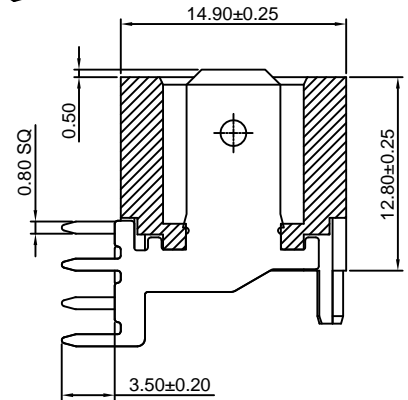
Ordering Information:

A7921WRA - R - XP - * - ** - *** - ****

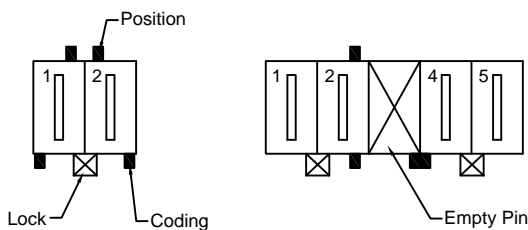
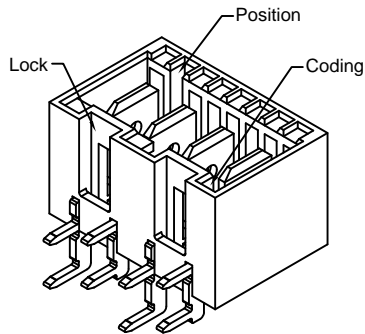
1. Part No.
2. Reverse Type
3. Circuit number.
4. Terminal Finish:
(blank): Tin over Nickel
S: Silver over Nickel
5. Please find page 620~624 for details.
6. Void position:
A: Void position (Odd numbers)
N: *: Void position (Arbitrarily numbers)
7. Terminal Style:
(blank): TYPE 1
TH1~TH12: TYPE 2 (pre-mating protective contact, protruding 1.5mm, possible at any position)



TYPE 1



TYPE 2



Ordering Information & Dimensions:

PART NO.	Dimensions		
	A	B	C
2P	5.00	12.00	10.20
3P	10.00	17.00	15.20
4P	15.00	22.00	20.20
5P	20.00	27.00	25.20
6P	25.00	32.00	30.20
7P	30.00	37.00	35.20
8P	35.00	42.00	40.20
9P	40.00	47.00	45.20
10P	45.00	52.00	50.20
11P	50.00	57.00	55.20
12P	55.00	62.00	60.20

Unit: mm

A7921WRA-RH-XP

5.00mm pitch 90° Wafer

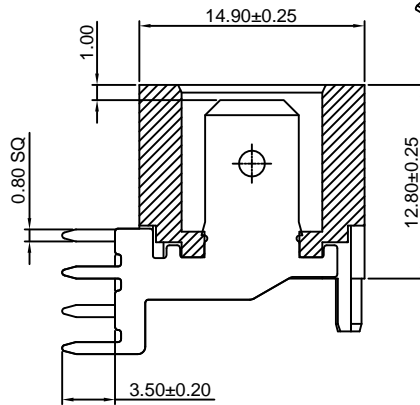
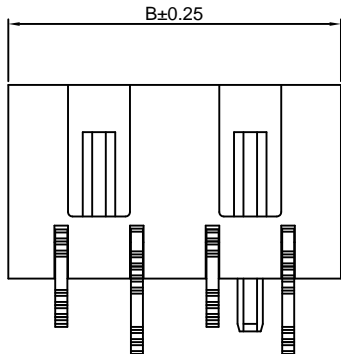
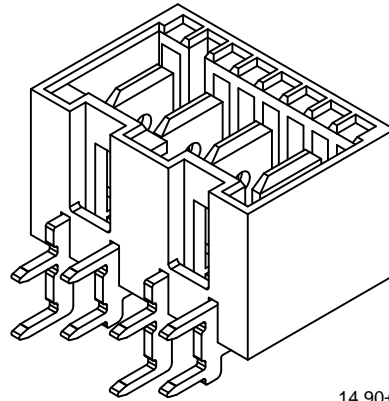
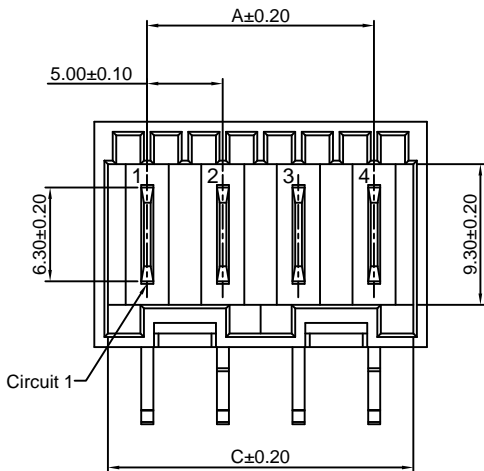
Reference Informations:

- *Material: Insulator: Nylon 66, UL94V-0, GWT 750°C
Terminal: Brass (Tab is 6.30x0.80)
- *Suitable CJT A7921HC, HD, HCA, HDA-XP series Housing
- *Contact: Tin Plated 80~120u" over Ni 30~50u"
Silver Plated 80~120u" over Ni 30~50u"
- *Compliant IEC 60695-2-11 and IEC 60335-1 (750°C, Flamme<2S)
- *Color: Ivory

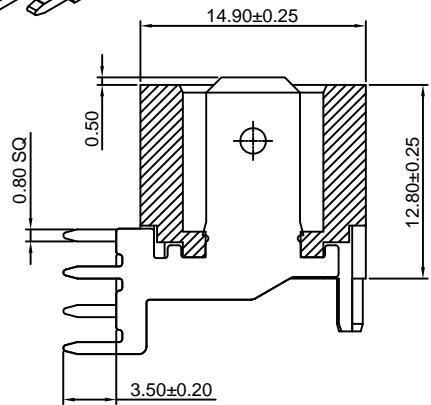
Ordering Information:

A7921WRA - RH - XP - * - ** - *** - ****
1 2 3 4 5 6 7

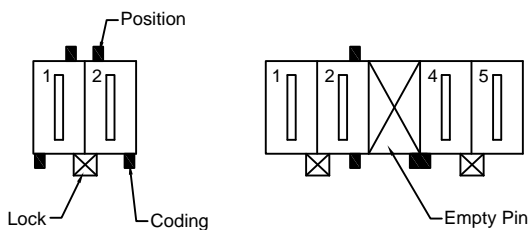
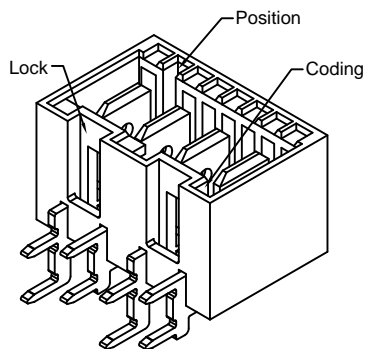
1. Part No.
2. Reverse Type
3. Circuit number.
4. Terminal Finish:
(blank): Tin over Nickel
S: Silver over Nickel
5. Please find page 620~624 for details.
6. Void position:
A: Void position (Odd numbers)
N*: Void position (Arbitrarily numbers)
7. Terminal Style:
(blank): TYPE 1
TH1~TH12: TYPE 2 (pre-mating protective contact, protruding 1.5mm, possible at any position)



TYPE 1



TYPE 2



Ordering Information & Dimensions:

PART NO.	Dimensions		
	A	B	C
2P	5.00	12.00	10.20
3P	10.00	17.00	15.20
4P	15.00	22.00	20.20
5P	20.00	27.00	25.20
6P	25.00	32.00	30.20
7P	30.00	37.00	35.20
8P	35.00	42.00	40.20
9P	40.00	47.00	45.20
10P	45.00	52.00	50.20
11P	50.00	57.00	55.20
12P	55.00	62.00	60.20

Unit: mm

A7921WRA-RH-F-XP

5.00mm pitch 90° Wafer

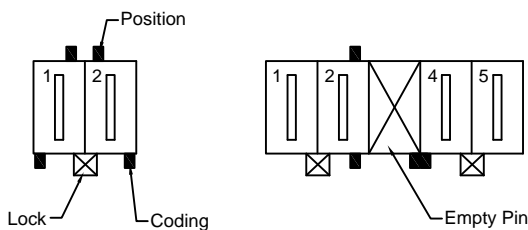
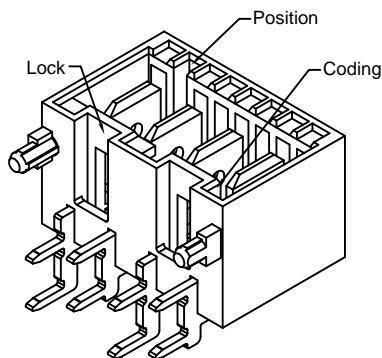
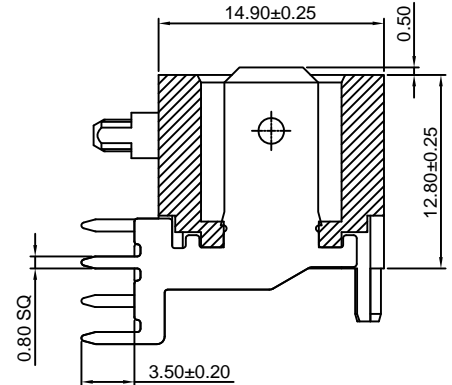
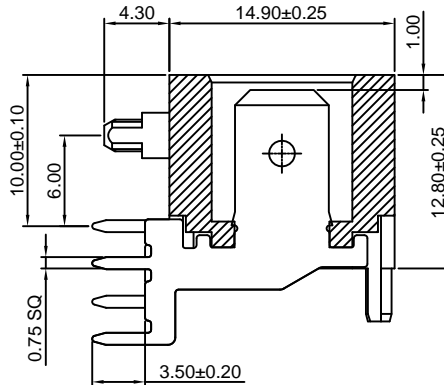
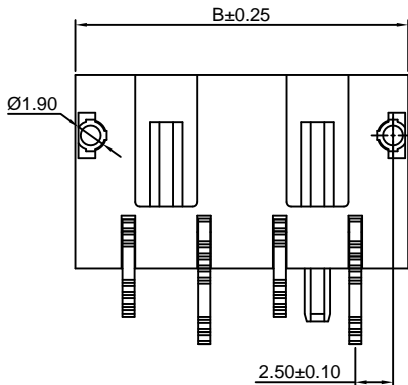
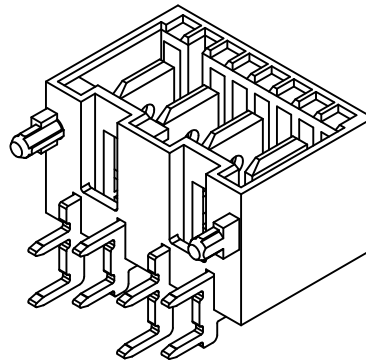
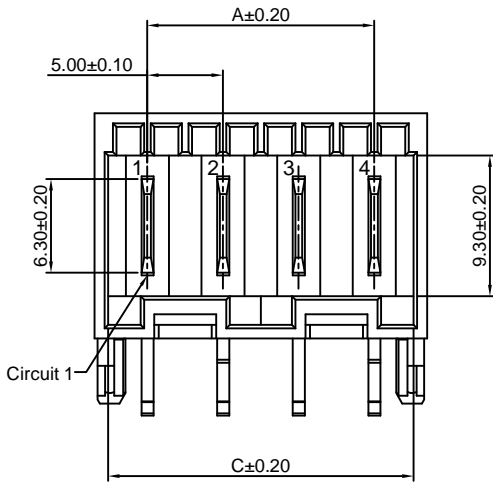
Reference Informations:

- *Material: Insulator: Nylon 66, UL94V-0, GWT 750°C
Terminal: Brass (Tab is 6.30x0.80)
- *Suitable CJT A7921HC, HD, HCA, HDA-XP series Housing
- *Contact: Tin Plated 80~120u" over Ni 30~50u"
Silver Plated 80~120u" over Ni 30~50u"
- *Compliant IEC 60695-2-11 and IEC 60335-1(750°C, Flamme<2S)
- *Color: Ivory

Ordering Information:

A7921WRA - RH - F - XP - * - ** - *** - ***
1 2 3 4 5 6 7 8

1. Part No.
2. Reverse Type
3. Foot
4. Circuit number.
5. Terminal Finish:
(blank): Tin over Nickel
S: Silver over Nickel
6. Please find page 620~624 for details.
7. Void position:
A: Void position (Odd numbers)
N*.*: Void position (Arbitrarily numbers)
8. Terminal Style:
(blank): TYPE 1
TH1~TH12: TYPE 2 (pre-mating protective contact, protruding 1.5mm, possible at any position)



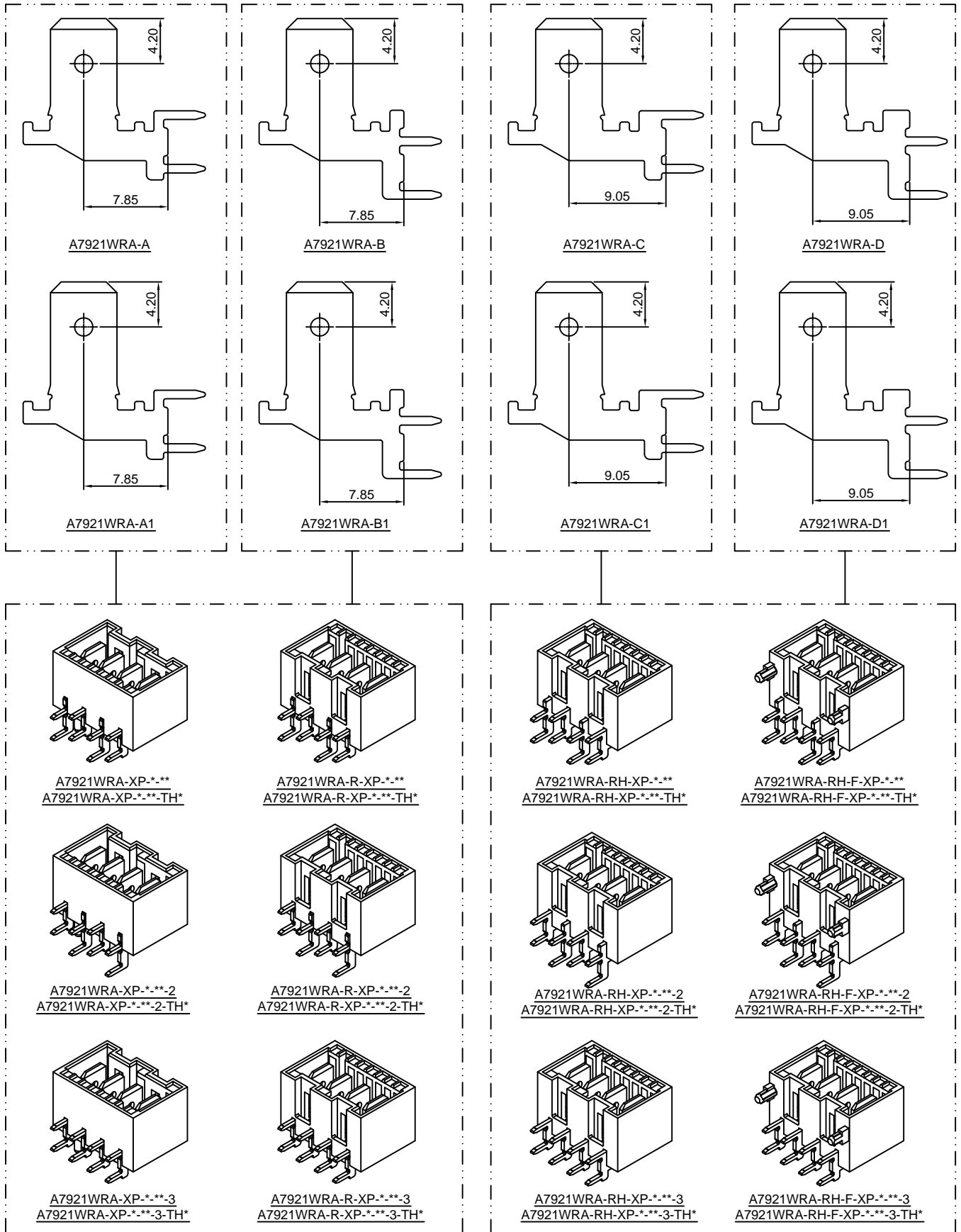
Ordering Information & Dimensions:

PART NO.	Dimensions		
	A	B	C
2P	5.00	12.00	10.20
3P	10.00	17.00	15.20
4P	15.00	22.00	20.20
5P	20.00	27.00	25.20
6P	25.00	32.00	30.20
7P	30.00	37.00	35.20
8P	35.00	42.00	40.20
9P	40.00	47.00	45.20
10P	45.00	52.00	50.20
11P	50.00	57.00	55.20
12P	55.00	62.00	60.20

Unit: mm

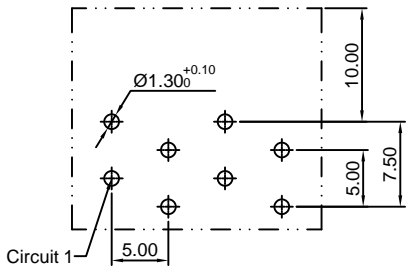
A7921WRA

5.00mm pitch 90° Wafer

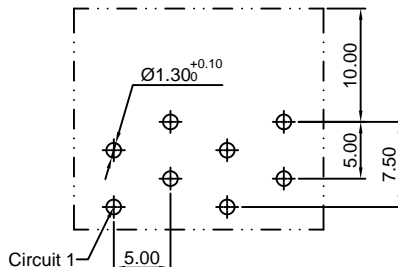


A7921WRA

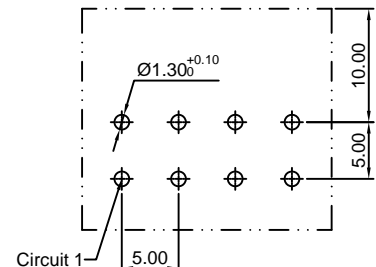
5.00mm pitch 90° Wafer



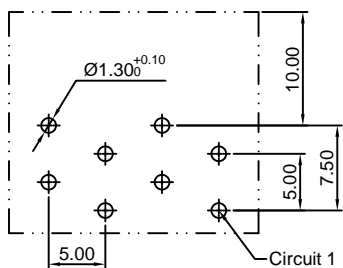
P.C.B LAYOUT-COMPONENT SIDE
[A7921WRA-XP-***]
[A7921WRA-XP-***-TH*]



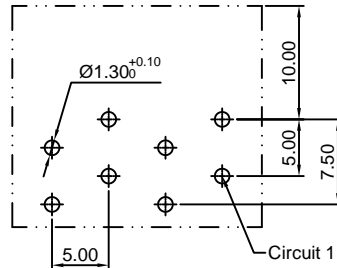
P.C.B LAYOUT-COMPONENT SIDE
[A7921WRA-XP-***-2]
[A7921WRA-XP-***-2-TH*]



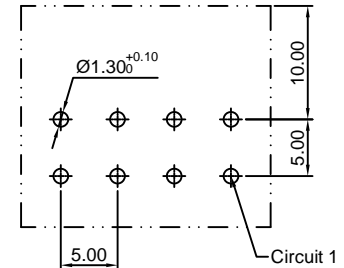
P.C.B LAYOUT-COMPONENT SIDE
[A7921WRA-XP-***-3]
[A7921WRA-XP-***-3-TH*]



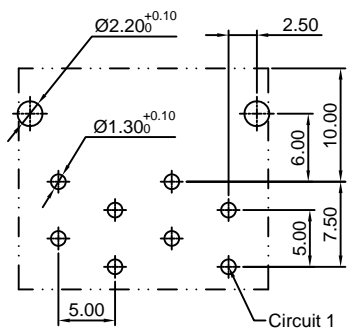
P.C.B LAYOUT-COMPONENT SIDE
[A7921WRA-R-XP-***]
[A7921WRA-RH-XP-***]
[A7921WRA-R-XP-***-TH*]
[A7921WRA-RH-XP-***-TH*]



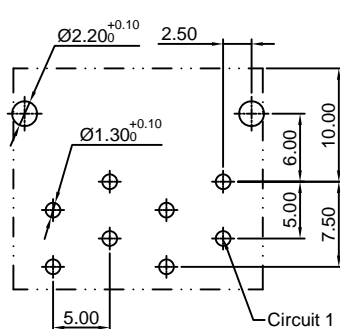
P.C.B LAYOUT-COMPONENT SIDE
[A7921WRA-R-XP-***-2]
[A7921WRA-RH-XP-***-2]
[A7921WRA-R-XP-***-2-TH*]
[A7921WRA-RH-XP-***-2-TH*]



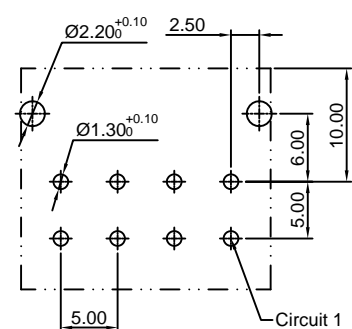
P.C.B LAYOUT-COMPONENT SIDE
[A7921WRA-R-XP-***-3]
[A7921WRA-RH-XP-***-3]
[A7921WRA-R-XP-***-3-TH*]
[A7921WRA-RH-XP-***-3-TH*]



P.C.B LAYOUT-COMPONENT SIDE
[A7921WRA-RH-F-XP-***]
[A7921WRA-RH-F-XP-***-TH*]



P.C.B LAYOUT-COMPONENT SIDE
[A7921WRA-RH-F-XP-***-2]
[A7921WRA-RH-F-XP-***-2-TH*]



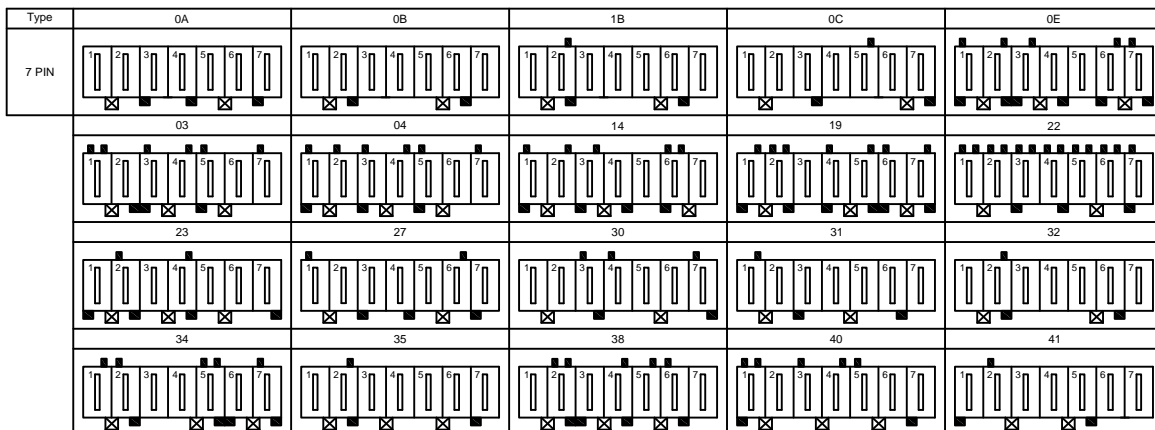

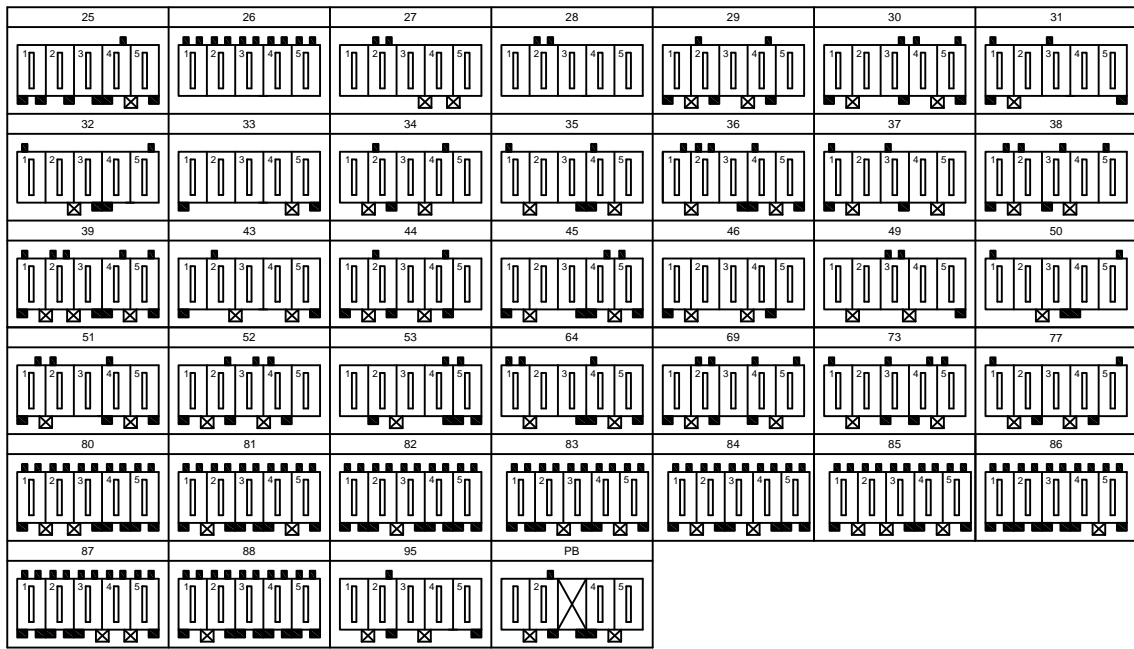
P.C.B LAYOUT-COMPONENT SIDE
[A7921WRA-RH-F-XP-***-3]
[A7921WRA-RH-F-XP-***-3-TH*]

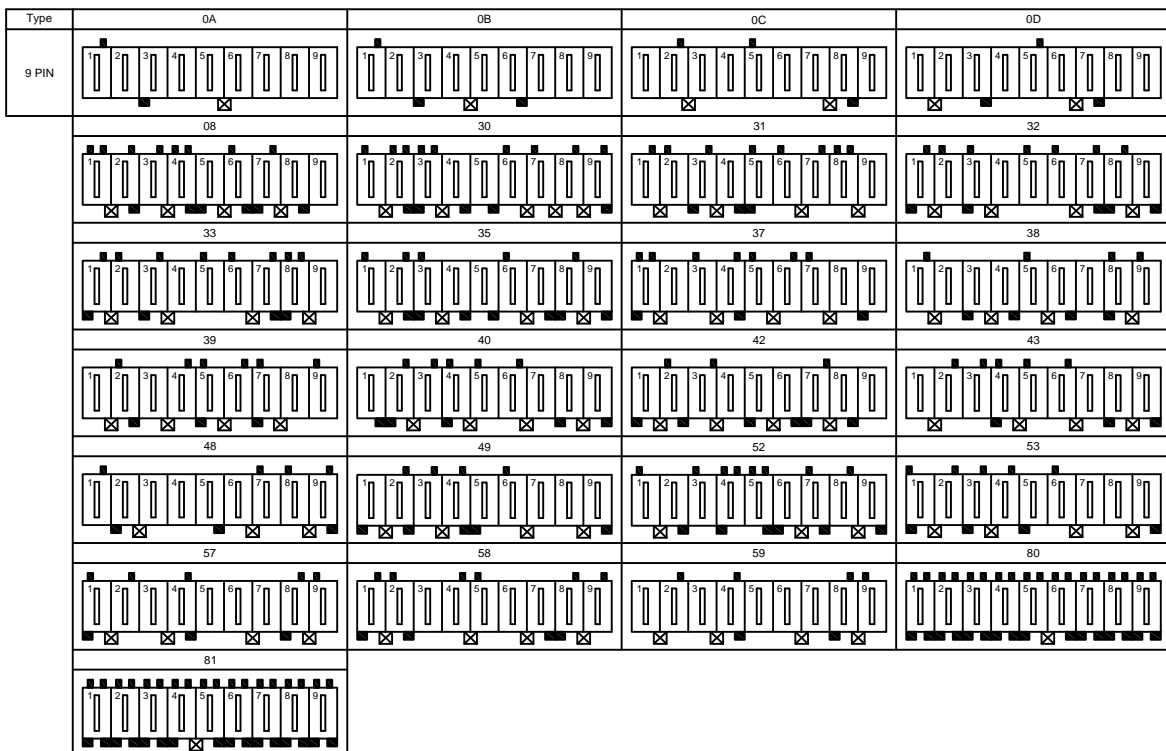

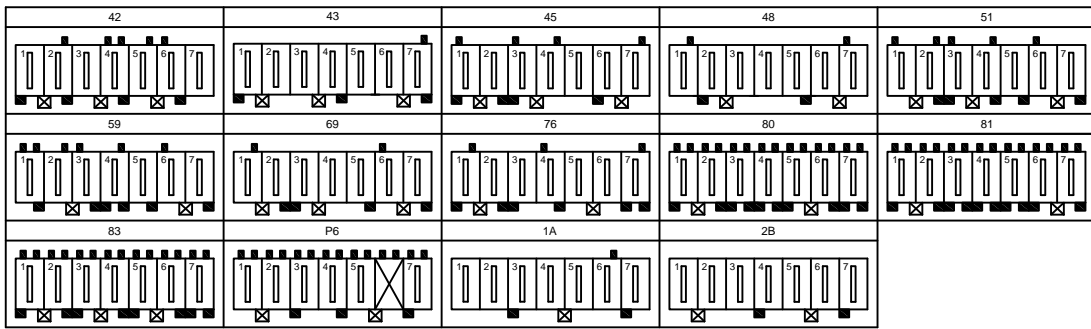
Type	0A	0B	0C	0D	0E	0F	0G	0H	0I	0J	0K	0L	0M	0N	0P
2 PIN															
	0Q	0R	0S	0T	0U	0X	0Z	09	10	11	31	34	38	40	48

Type	0A	0B	0C	0D	0E	0F	0G	0H	0I	0K	0L
3 PIN											
	0M	0N	0Q	0W	01	02	03	04	05	08	10
	11	12	13	1A	1B	1C	1D	1E	2N	2P	32
38	39	40	44	53	65	67	80	81	98		

Type	0A	0B	0C	0D	0E	0F	0G	0H	0I
4 PIN									
	0J	0K	0L	0M	0N	0W	01	02	03
	04	05	06	12	17	19	29	30	32
	37	43	44	61	63	65	79	80	81
82	84	86	100	GA(GREEN)	PA	PB			


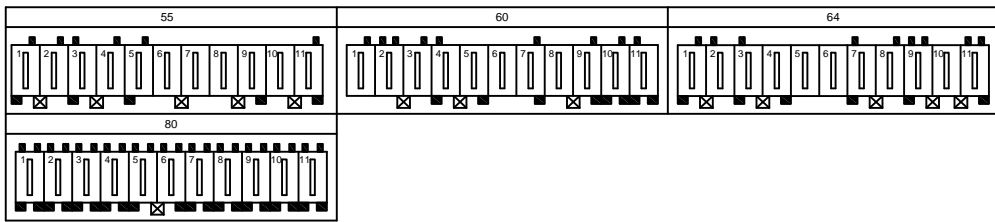
Type	0A	0B	0C	0D	0E	0F	0G
5 PIN							
	0L	01	02	03	04	05	06
	07	08	09	11	12	13	14
17	18	20	21	22	23	24	





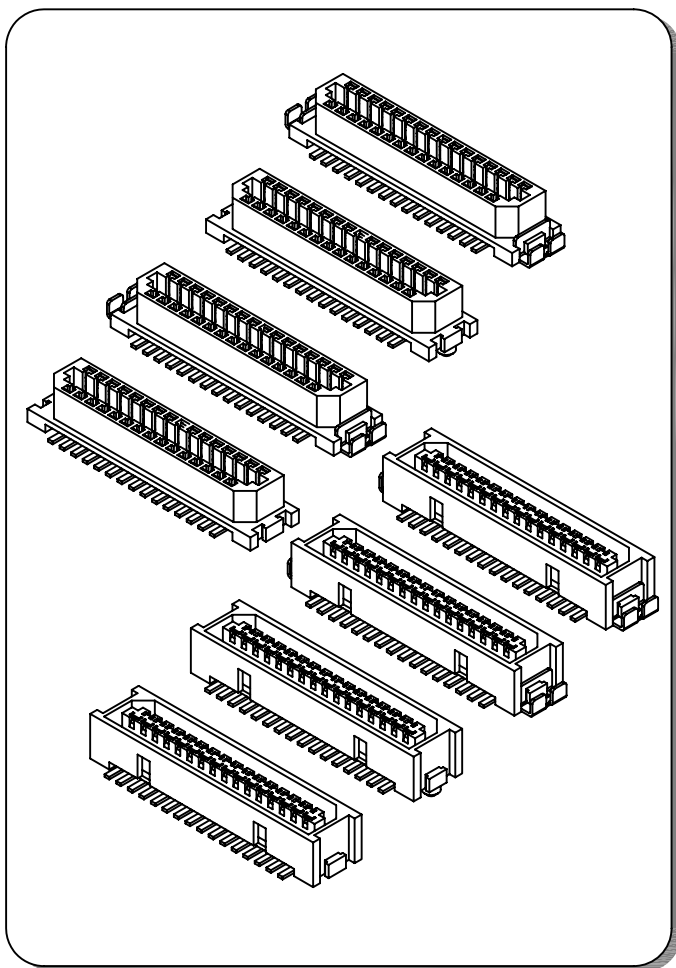
Type	0A	01	02	30
10 PIN				
	33	35	36	38
	45	46	48	49
	50	51	52	53
	54	56	64	70
	71	72	74	75
	76	78	80	

Type	0A	0B	0C
11 PIN			
	01	12	13
	28	30	31
	32	33	34
	35	36	37
	38	39	40
	42	43	44
	45	46	47

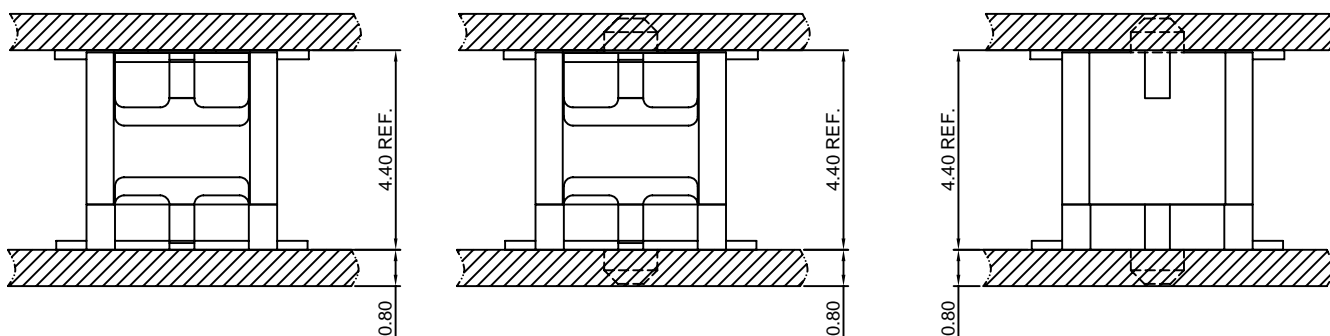


Specifications

- Current rating:0.5A AC,DC
- Voltage rating:150V AC,DC
- Temperature range:-40°C~+105°C
- Contact resistance:50mΩMax.
- Insulation resistance:500MΩMin.
- Withstanding voltage:250V AC/minute
- *Compliant with RoHS and REACH*
- *Meet the HF/Halogen Free,need to customize*
- *Contact CJT for details*



Assembly layout

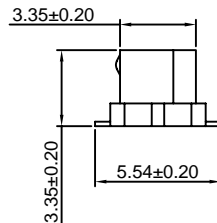
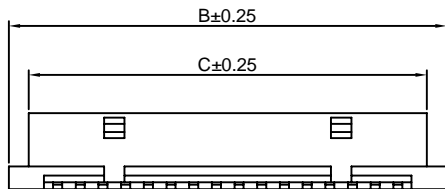
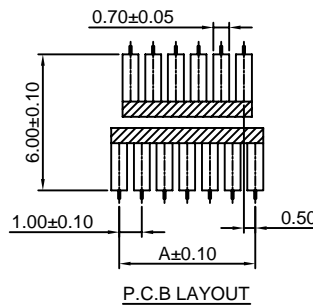
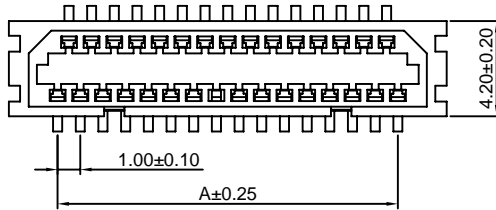
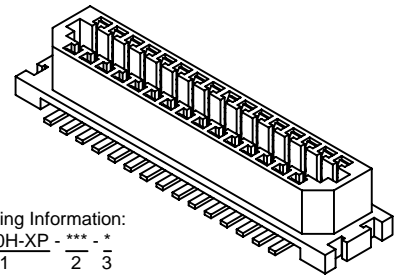


B1000H-XP

1.00mm pitch board to board connector

Reference Informations:

- *Material: Pin: Phosphor Bronze/Tin over Nickel
Insulator: Nylon 6T, UL94V-0
- *Mates with CJT B1000HM-XP, B1000HM-S-XP, B1000HM-S-F-XP, B1000HM-S-FN-XP series Connector
- *Color: Beige



Ordering Information:

B1000H-XP - *** - *
1 2 3

- Part No.
- Material:
(blank): Nylon 6T, UL94V-0
GWT: Nylon 6T, UL94V-0, GWT 750°C
- Finish:
(blank): Tin over Nickel
G: Gold over Nickel

Ordering Information & Dimensions:

PART NO.	Dimensions		
	A	B	C
9P	4.00	8.30	6.55
11P	5.00	9.30	7.55
13P	6.00	10.30	8.55
15P	7.00	11.30	9.55
17P	8.00	12.30	10.55
19P	9.00	13.30	11.55
21P	10.00	14.30	12.55
23P	11.00	15.30	13.55
25P	12.00	16.30	14.55
31P	15.00	19.30	17.55
41P	20.00	24.30	22.55
51P	25.00	29.30	27.55

Unit: mm

B1000H-S-XP

1.00mm pitch board to board connector

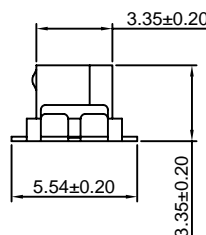
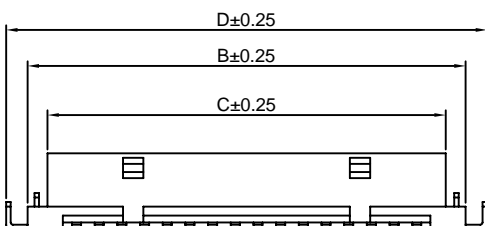
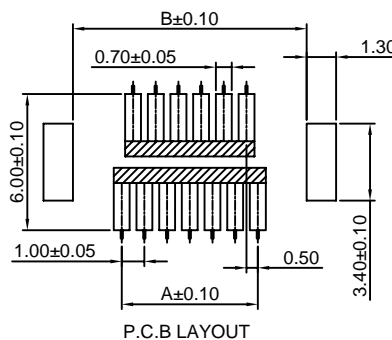
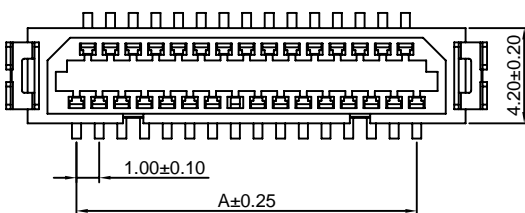
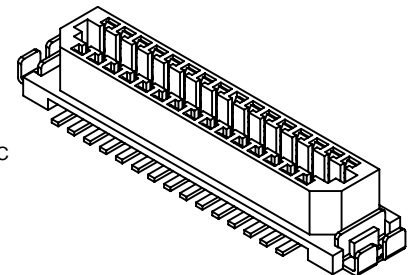
Reference Informations:

- *Material: Pin: Phosphor Bronze/Tin over Nickel
Solder Tab: Barss/Tin over Nickel
Insulator: Nylon 6T, UL94V-0
- *Mates with CJT B1000HM-XP, B1000HM-S-XP, B1000HM-S-F-XP, B1000HM-S-FN-XP series Connector
- *Color: Beige

Ordering Information:

B1000H-S-XP - *** - *
1 2 3

- Part No.
- Material:
(blank): Nylon 6T, UL94V-0
GWT: Nylon 6T, UL94V-0, GWT 750°C
- Finish:
(blank): Tin over Nickel
G: Gold over Nickel



Ordering Information & Dimensions:

PART NO.	Dimensions			
	A	B	C	D
9P	4.00	8.30	6.55	10.10
11P	5.00	9.30	7.55	11.10
13P	6.00	10.30	8.55	12.10
15P	7.00	11.30	9.55	13.10
17P	8.00	12.30	10.55	14.10
19P	9.00	13.30	11.55	15.10
21P	10.00	14.30	12.55	16.10
23P	11.00	15.30	13.55	17.10
25P	12.00	16.30	14.55	18.10
31P	15.00	19.30	17.55	21.10
41P	20.00	24.30	22.55	26.10
51P	25.00	29.30	27.55	31.10

Unit: mm

B1000H-S-F-XP

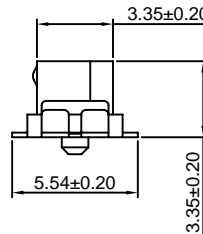
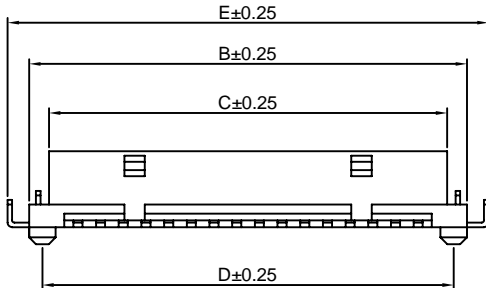
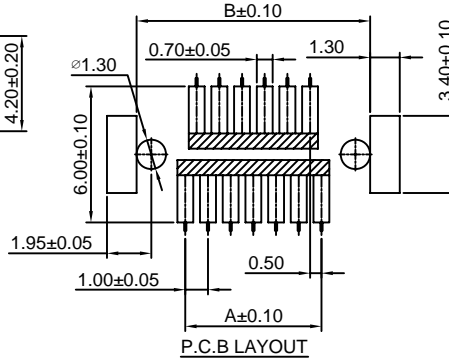
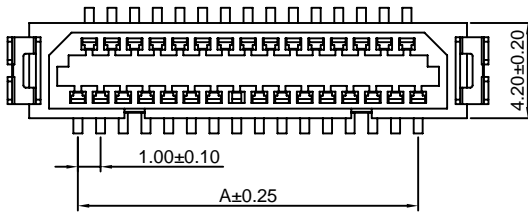
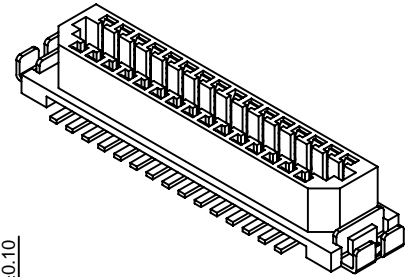
1.00mm pitch board to board connector

Reference Informations:

- *Material: Pin: Phosphor Bronze/Tin over Nickel
Solder Tab: Barss/Tin over Nickel
Insulator: Nylon 6T, UL94V-0
- *Mates with CJT B1000HM-XP, B1000HM-S-XP, B1000HM-S-F-XP, B1000HM-S-FN-XP series Connector
- *Color: Beige

Ordering Information:

- B1000H-S-F-XP - *** - ***
 $\frac{1}{2} \frac{3}{3}$
1. Part No.
 2. Material:
(blank): Nylon 6T, UL94V-0
GWT: Nylon 6T, UL94V-0, GWT 750°C
 3. Finish:
(blank): Tin over Nickel
G: Gold over Nickel



Ordering Information & Dimensions:

PART NO.	Dimensions				
	A	B	C	D	E
9P	4.00	8.30	6.55	7.10	10.10
11P	5.00	9.30	7.55	8.10	11.10
13P	6.00	10.30	8.55	9.10	12.10
15P	7.00	11.30	9.55	10.10	13.10
17P	8.00	12.30	10.55	11.10	14.10
19P	9.00	13.30	11.55	12.10	15.10
21P	10.00	14.30	12.55	13.10	16.10
23P	11.00	15.30	13.55	14.10	17.10
25P	12.00	16.30	14.55	15.10	18.10
31P	15.00	19.30	17.55	18.10	21.10
41P	20.00	24.30	22.55	23.10	26.10
51P	25.00	29.30	27.55	28.10	31.10

Unit: mm

B1000H-S-FN-XP

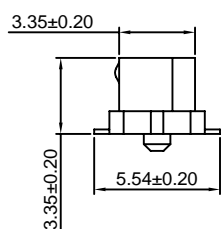
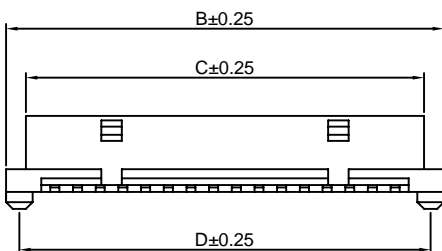
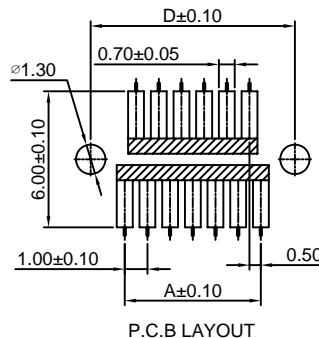
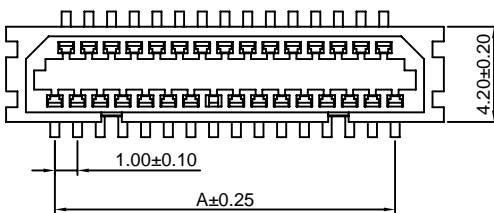
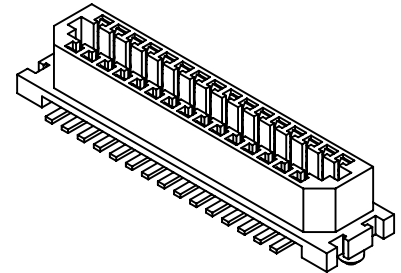
1.00mm pitch board to board connector

Reference Informations:

- *Material: Pin: Phosphor Bronze/Tin over Nickel
Solder Tab: Barss/Tin over Nickel
Insulator: Nylon 6T, UL94V-0
- *Mates with CJT B1000HM-XP, B1000HM-S-XP, B1000HM-S-F-XP, B1000HM-S-FN-XP series Connector
- *Color: Beige

Ordering Information:

- B1000H-S-FN-XP - *** - ***
 $\frac{1}{2} \frac{3}{3}$
1. Part No.
 2. Material:
(blank): Nylon 6T, UL94V-0
GWT: Nylon 6T, UL94V-0, GWT 750°C
 3. Finish:
(blank): Tin over Nickel
G: Gold over Nickel



Ordering Information & Dimensions:

PART NO.	Dimensions			
	A	B	C	D
9P	4.00	8.30	6.55	10.10
11P	5.00	9.30	7.55	11.10
13P	6.00	10.30	8.55	12.10
15P	7.00	11.30	9.55	13.10
17P	8.00	12.30	10.55	14.10
19P	9.00	13.30	11.55	15.10
21P	10.00	14.30	12.55	16.10
23P	11.00	15.30	13.55	17.10
25P	12.00	16.30	14.55	18.10
31P	15.00	19.30	17.55	21.10
41P	20.00	24.30	22.55	26.10
51P	25.00	29.30	27.55	31.10

Unit: mm

B1000HM-XP

1.00mm pitch board to board connector

Reference Informations:

*Material:Pin:Phosphor Bronze/Tin over Nickel
Insulator:Nylon 6T, UL94V-0

*Mates with CJT B1000H-XP,B1000H-S-XP,
B1000H-S-F-XP, B1000H-S-FN-XP series Connector

*Color:Beige

Ordering Information:

B1000HM-XP - *** - *
1 2 3

1.Part No.

2.Material:

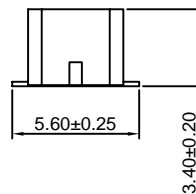
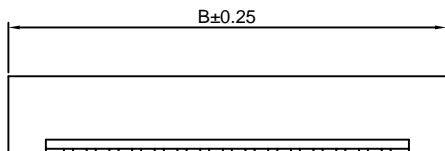
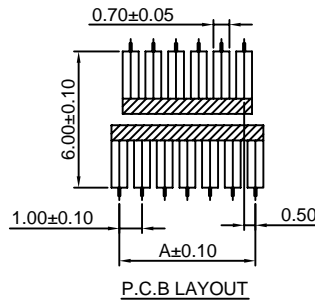
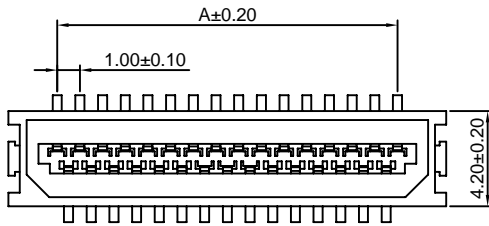
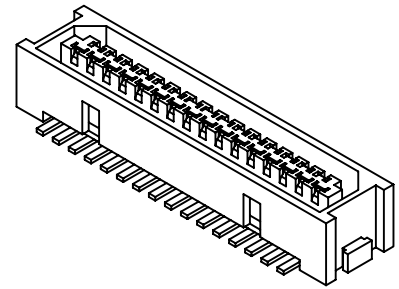
(blank):Nylon 6T,UL94V-0

GWT:Nylon 6T,UL94V-0,GWT 750°C

3.Finish:

(blank):Tin over Nickel

G:Gold over Nickel



Ordering Information & Dimensions:

PART NO.	Dimensions	
	A	B
9P	4.00	8.30
11P	5.00	9.30
13P	6.00	10.30
15P	7.00	11.30
17P	8.00	12.30
19P	9.00	13.30
21P	10.00	14.30
23P	11.00	15.30
25P	12.00	16.30
31P	15.00	19.30
41P	20.00	24.30
51P	25.00	29.30

Unit: mm

B1000HM-S-XP

1.00mm pitch board to board connector

Reference Informations:

*Material:Pin:Phosphor Bronze/Tin over Nickel
Solder Tab:Barss/Tin over Nickel
Insulator:Nylon 6T, UL94V-0

*Mates with CJT B1000H-XP,B1000H-S-XP,
B1000H-S-F-XP, B1000H-S-FN-XP series Connector

*Color:Beige

Ordering Information:

B1000HM-S-XP - *** - *
1 2 3

1.Part No.

2.Material:

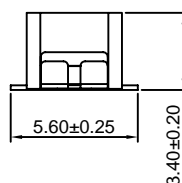

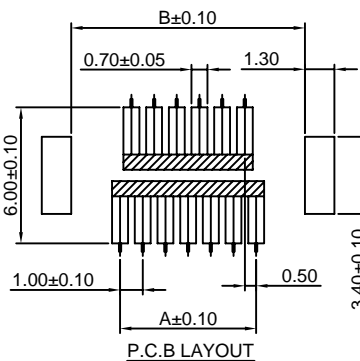
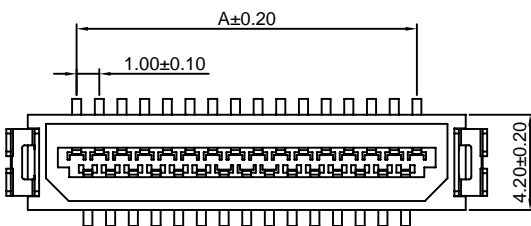
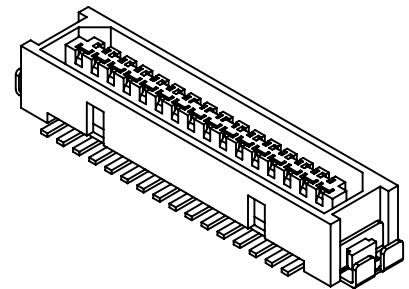
(blank):Nylon 6T,UL94V-0

GWT:Nylon 6T,UL94V-0,GWT 750°C

3.Finish:

(blank):Tin over Nickel

G:Gold over Nickel



Ordering Information & Dimensions:

PART NO.	Dimensions		
	A	B	C
9P	4.00	8.30	10.10
11P	5.00	9.30	11.10
13P	6.00	10.30	12.10
15P	7.00	11.30	13.10
17P	8.00	12.30	14.10
19P	9.00	13.30	15.10
21P	10.00	14.30	16.10
23P	11.00	15.30	17.10
25P	12.00	16.30	18.10
31P	15.00	19.30	21.10
41P	20.00	24.30	26.10
51P	25.00	29.30	31.10

Unit: mm

B1000HM-S-F-XP

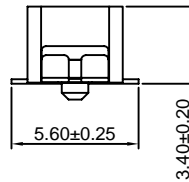
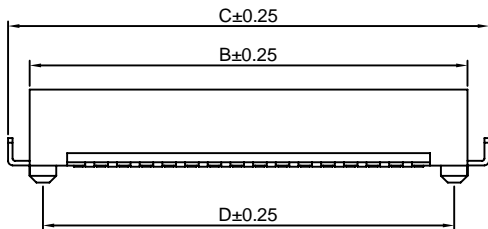
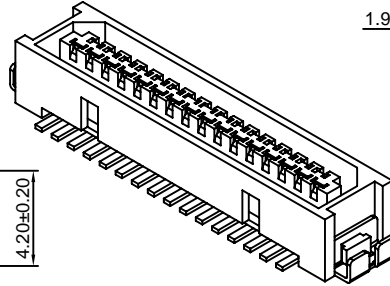
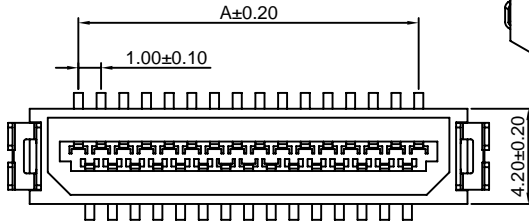
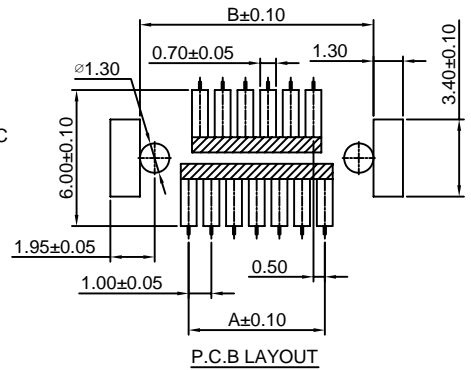
1.00mm pitch board to board connector

Reference Informations:

- *Material: Pin: Phosphor Bronze/Tin over Nickel
Solder Tab: Barss/Tin over Nickel
Insulator: Nylon 6T, UL94V-0
- *Mates with CJT B1000H-XP, B1000H-S-XP, B1000H-S-F-XP, B1000H-S-FN-XP series Connector
- *Color: Beige

Ordering Information:

- B1000HM-S-F-XP - *** - ***
1 2 3
1. Part No.
 2. Material:
(blank): Nylon 6T, UL94V-0
GWT: Nylon 6T, UL94V-0, GWT 750°C
 3. Finish:
(blank): Tin over Nickel
G: Gold over Nickel



Ordering Information & Dimensions:

PART NO.	Dimensions			
	A	B	C	D
9P	4.00	8.30	10.10	7.10
11P	5.00	9.30	11.10	8.10
13P	6.00	10.30	12.10	9.10
15P	7.00	11.30	13.10	10.10
17P	8.00	12.30	14.10	11.10
19P	9.00	13.30	15.10	12.10
21P	10.00	14.30	16.10	13.10
23P	11.00	15.30	17.10	14.10
25P	12.00	16.30	18.10	15.10
31P	15.00	19.30	21.10	18.10
41P	20.00	24.30	26.10	23.10
51P	25.00	29.30	31.10	28.10

Unit: mm

B1000HM-S-FN-XP

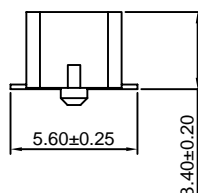
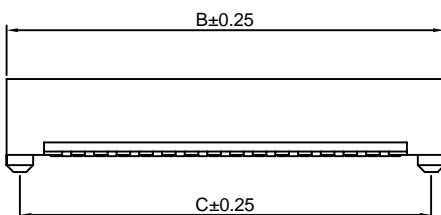
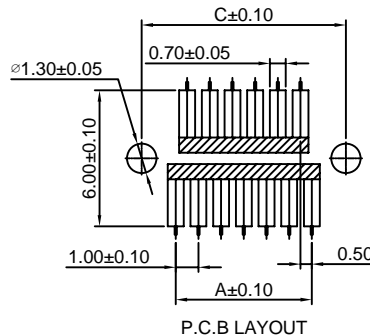
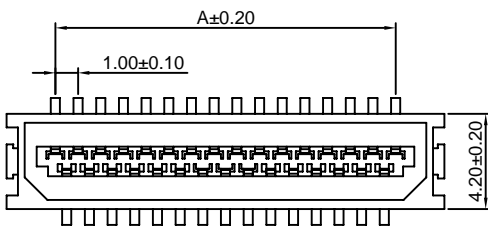
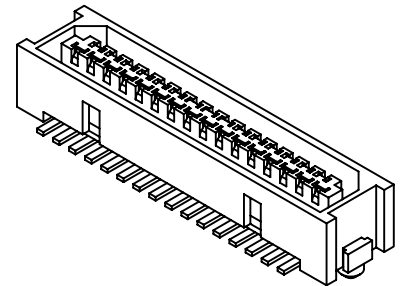
1.00mm pitch board to board connector

Reference Informations:

- *Material: Pin: Phosphor Bronze/Tin over Nickel
Solder Tab: Barss/Tin over Nickel
Insulator: Nylon 6T, UL94V-0
- *Mates with CJT B1000H-XP, B1000H-S-XP, B1000H-S-F-XP, B1000H-S-FN-XP series Connector
- *Color: Beige

Ordering Information:

- B1000HM-S-FN-XP - *** - ***
1 2 3
1. Part No.
 2. Material:
(blank): Nylon 6T, UL94V-0
GWT: Nylon 6T, UL94V-0, GWT 750°C
 3. Finish:
(blank): Tin over Nickel
G: Gold over Nickel



Ordering Information & Dimensions:

PART NO.	Dimensions		
	A	B	C
9P	4.00	8.30	7.10
11P	5.00	9.30	8.10
13P	6.00	10.30	9.10
15P	7.00	11.30	10.10
17P	8.00	12.30	11.10
19P	9.00	13.30	12.10
21P	10.00	14.30	13.10
23P	11.00	15.30	14.10
25P	12.00	16.30	15.10
31P	15.00	19.30	18.10
41P	20.00	24.30	23.10
51P	25.00	29.30	28.10

Unit: mm

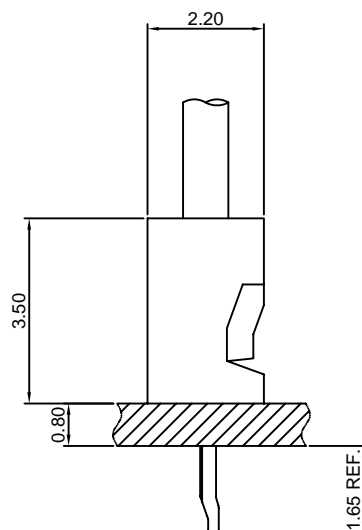
Specifications

Current rating:1A AC,DC
Voltage rating:125V AC,DC
Temperature range:-40°C~+105°C
Contact resistance:20mΩMax.
Insulation resistance:1000MΩMin.
Withstanding voltage:250V AC/minute
Compliant with RoHS and REACH
Meet the HF/Halogen Free,need to customize
Contact CJT for details

Standards



Assembly layout

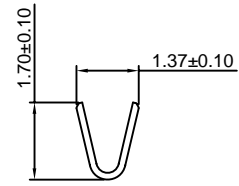
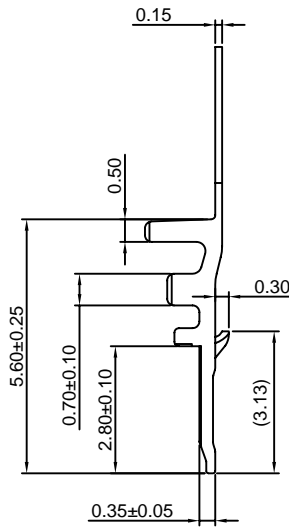
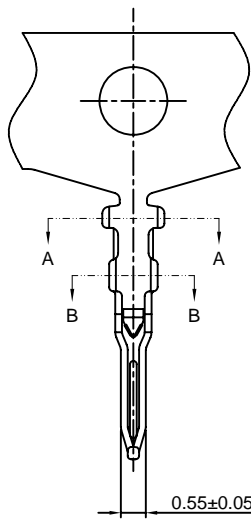


B1251-T

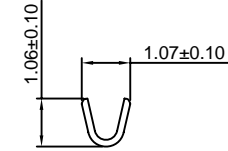
1.25mm pitch Crimp Terminal

Reference Informations:

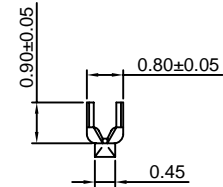
*Used in CJT B1251H-XP series Housing



SEC:A-A



SEC:B-B



Unit:mm

Ordering information & Specifications:

Part NO.	Wire Range	Insulation O.D.	Material	Finish	Qty/reel
B1251-TP	AWG#28-#32	1.00mm(max)	Phosphor Bronze	Tin over Nickel	15,000 PCS
B1251-GP	AWG#28-#32	1.00mm(max)	Phosphor Bronze	Gold over Nickel	15,000 PCS

Optional Gold plating available but MOQ requested

B1251H-XP

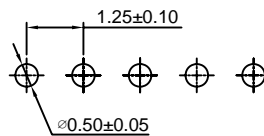
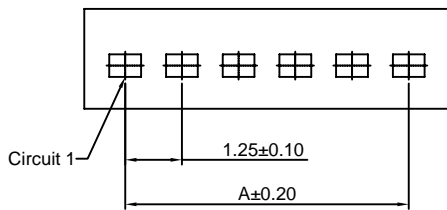
1.25mm pitch Housing

Reference Informations:

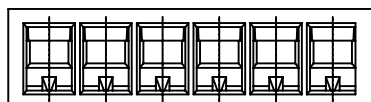
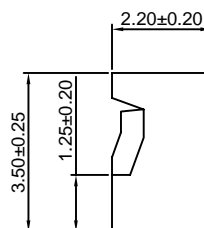
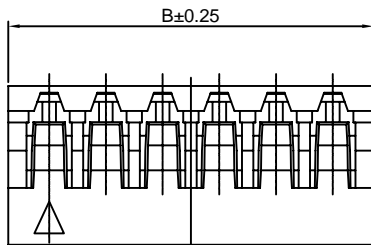
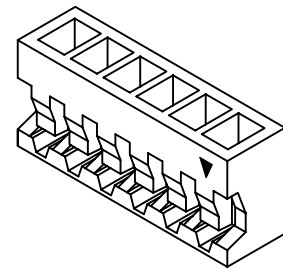
- *Material:Nylon 66,UL94V-0
- *Suitable CJT B1251-T series Terminal
- *Color:White

Ordering Information:

- B1251H-XP - *****
- 1 2
- Part No.
 - Material:
(blank):Nylon 66,UL94V-0
GWT:Nylon 66,UL94V-0,GWT 750°C



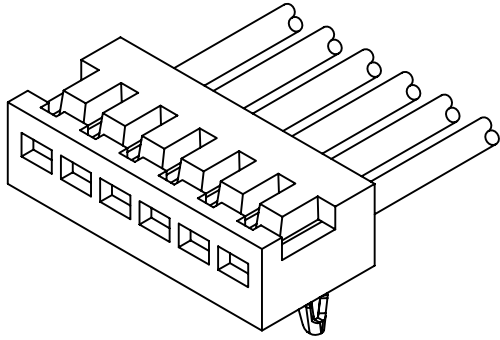
P.C.B LAYOUT



Ordering Information & Dimensions:

PART NO.	Dimensions	
	A	B
2P	1.25	3.05
3P	2.50	4.30
4P	3.75	5.55
5P	5.00	6.80
6P	6.25	8.05
7P	7.50	9.30
8P	8.75	10.55
9P	10.00	11.80
10P	11.25	13.05
11P	12.50	14.30
12P	13.75	15.55
13P	15.00	16.80
14P	16.25	18.05
15P	17.50	19.30

Unit: mm



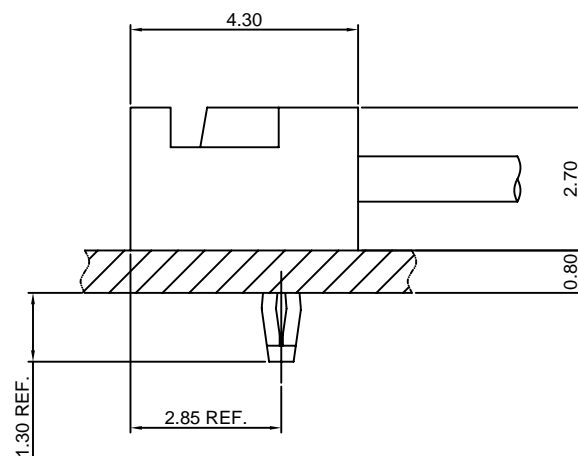
Specifications

Current rating:1A AC,DC
Voltage rating:200V AC,DC
Temperature range:-40°C~+105°C
Contact resistance:20mΩMax.
Insulation resistance:500MΩMin.
Withstanding voltage:500V AC/minute
Compliant with RoHS and REACH
Meet the HF/Halogen Free,need to customize
Contact CJT for details

Standards



Assembly layout

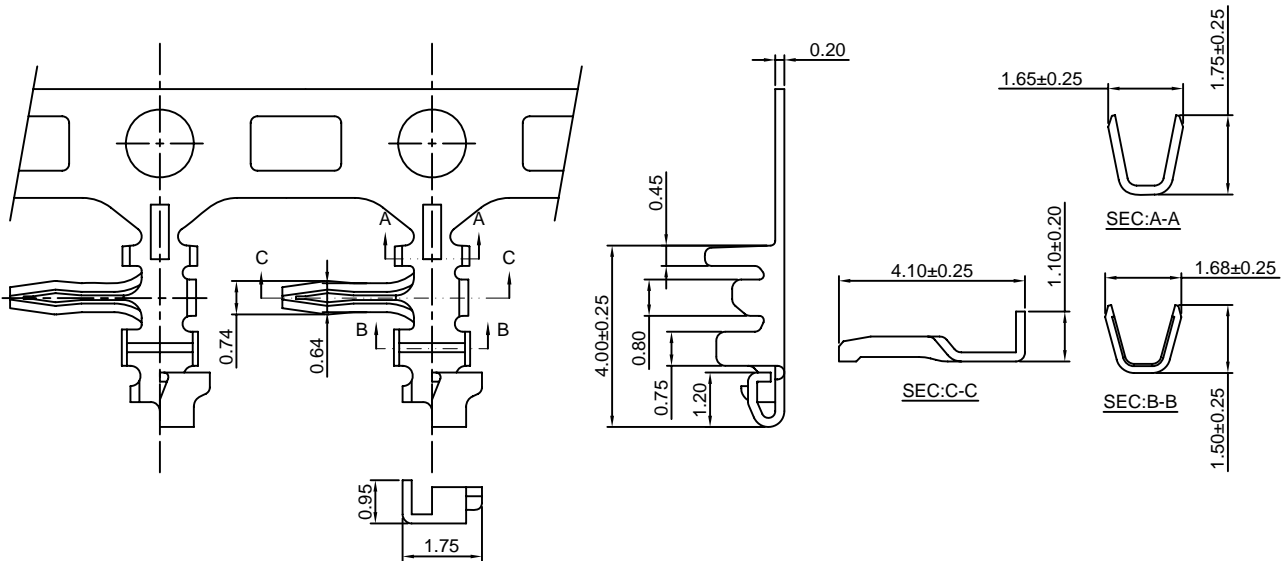


B1501-T

1.50mm pitch Crimp Terminal

Reference Informations:

*Used in CJT B1501H-XP series Housing



Ordering information & Specifications:

Unit:mm

Part NO.	Wire Range	Insulation O.D.	Material	Finish	Qty/reel
B1501-TP	AWG#28-#30	1.00mm(max)	Phosphor Bronze	Tin over Nickel	15,000 PCS
B1501-GP	AWG#28-#30	1.00mm(max)	Phosphor Bronze	Gold over Nickel	15,000 PCS

Optional Gold plating available but MOQ requested

B1501H-XP

1.50mm pitch Housing

Reference Informations:

*Material:Nylon 66,UL94V-0

*Suitable CJT B1501-T series Terminal

*Color:White

Ordering Information:

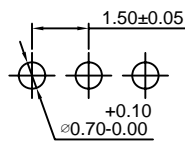
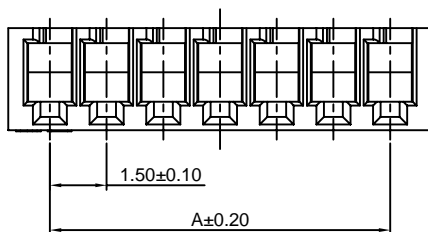
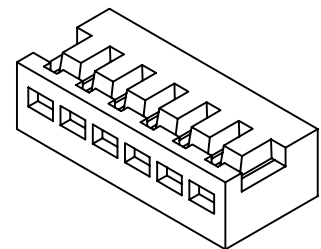
B1501H-XP - ***
1 2

1.Part No.

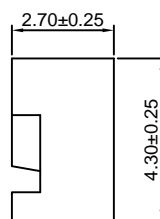
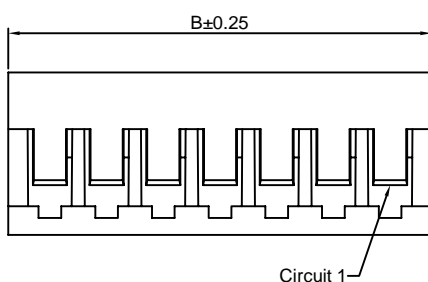
2.Material:

(blank):Nylon 66,UL94V-0

GWT:Nylon 66,UL94V-0,GWT 750°C



P.C.B LAYOUT



Ordering Information & Dimensions:

PART NO.	Dimensions	
	A	B
2P	1.50	3.70
3P	3.00	5.20
4P	4.50	6.70
5P	6.00	8.20
6P	7.50	9.70
7P	9.00	11.20
8P	10.50	12.70
9P	12.00	14.20
10P	13.50	15.70
11P	15.00	17.20
12P	16.50	18.70
13P	18.00	20.20
14P	19.50	21.70
15P	21.00	23.20

Unit: mm

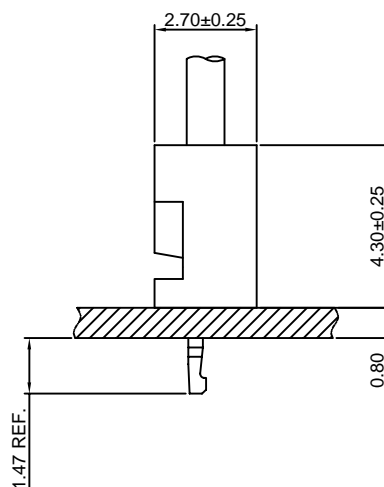
Specifications

Current rating:1A AC,DC
Voltage rating:200V AC,DC
Temperature range:-40°C~+105°C
Contact resistance:20mΩMax.
Insulation resistance:500MΩMin.
Withstanding voltage:500V AC/minute
Compliant with RoHS and REACH
Meet the HF/Halogen Free,need to customize
Contact CJT for details

Standards



Assembly layout

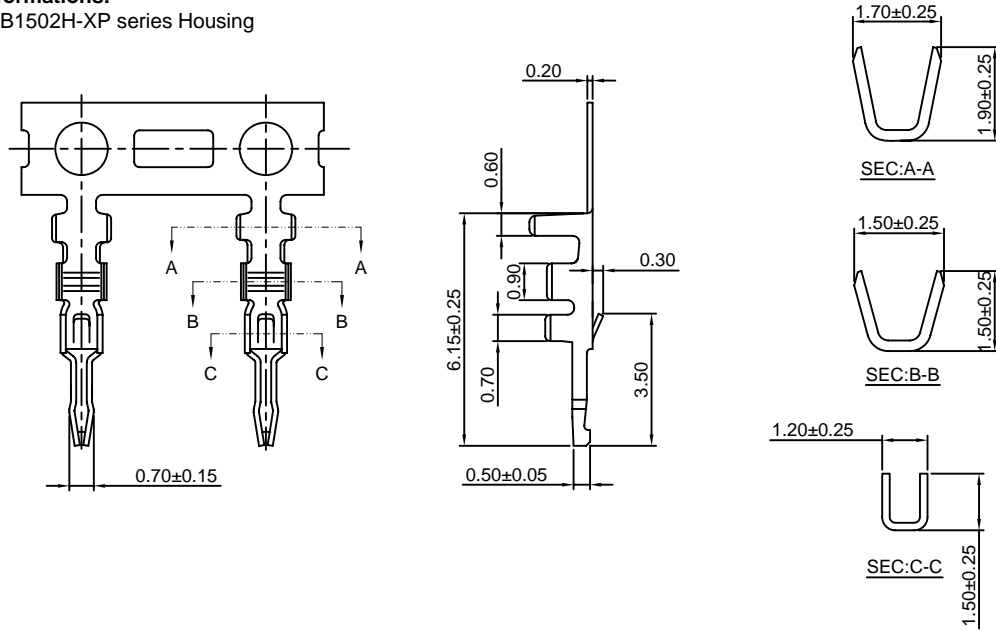


B1502-T

1.50mm pitch Crimp Terminal

Reference Informations:

*Used in CJT B1502H-XP series Housing



Ordering information & Specifications:

Unit:mm

Part NO.	Wire Range	Insulation O.D.	Material	Finish	Qty/reel
B1502-TB	AWG#28-#30	1.00mm(max)	Brass	Tin over Nickel	10,000 PCS
B1502-TP	AWG#28-#30	1.00mm(max)	Phosphor Bronze	Tin over Nickel	10,000 PCS
B1502-GB	AWG#28-#30	1.00mm(max)	Brass	Gold over Nickel	10,000 PCS
B1502-GP	AWG#28-#30	1.00mm(max)	Phosphor Bronze	Gold over Nickel	10,000 PCS

Optional Gold plating available but MOQ requested

B1502H-XP

1.50mm pitch Housing

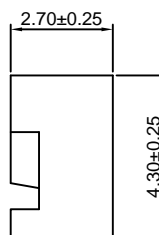
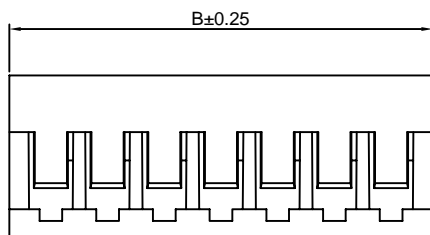
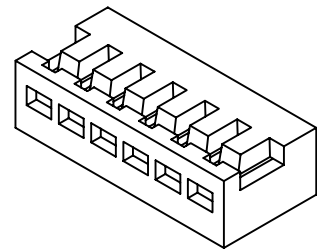
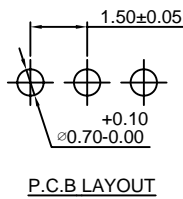
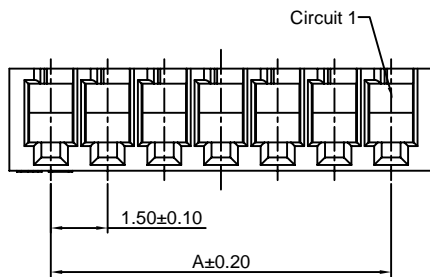
Reference Informations:

- *Material:Nylon 66,UL94V-0
- *Suitable CJT B1502-T series Terminal
- *Color:White

Ordering Information:

B1502H-XP - ***
1 2

- 1.Part No.
- 2.Material:
(blank):Nylon 66,UL94V-0
GWT:Nylon 66,UL94V-0,GWT 750°C



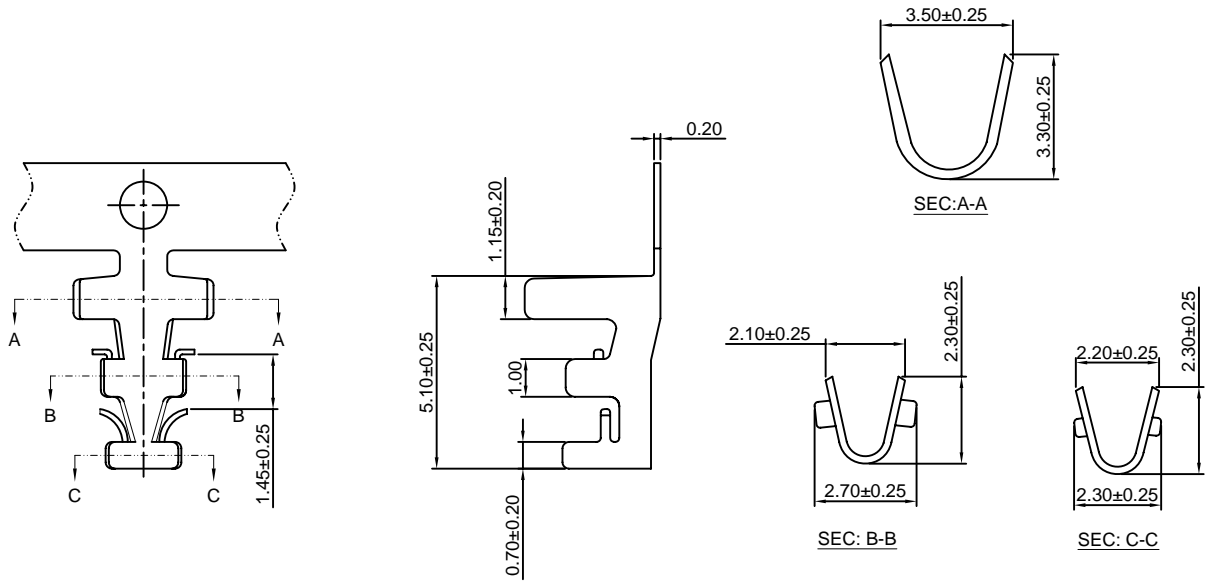
Ordering Information & Dimensions:

PART NO.	Dimensions	
	A	B
2P	1.50	3.70
3P	3.00	5.20
4P	4.50	6.70
5P	6.00	8.20
6P	7.50	9.70
7P	9.00	11.20
8P	10.50	12.70
9P	12.00	14.20
10P	13.50	15.70
11P	15.00	17.20
12P	16.50	18.70
13P	18.00	20.20
14P	19.50	21.70
15P	21.00	23.20

Unit: mm

B1801-T

1.80mm pitch Crimp Terminal



Ordering information & Specifications:

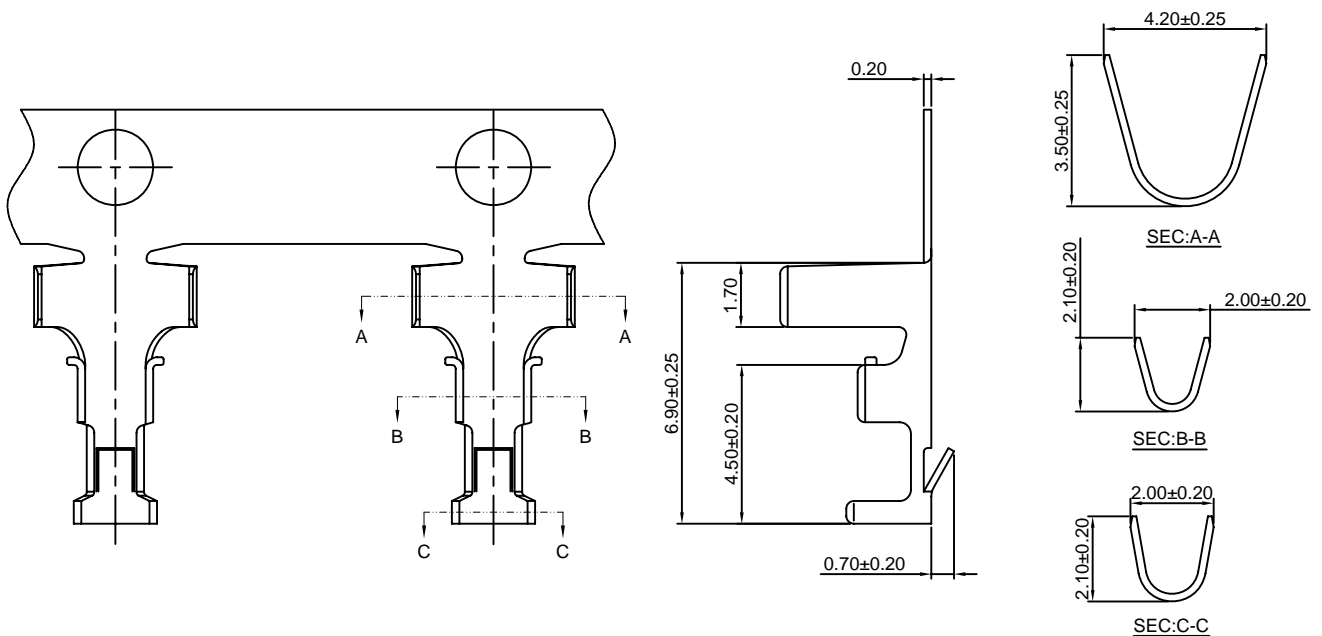
Unit:mm

Part NO.	Wire Range	Insulation O.D.	Material	Finish	Qty/reel
B1801-TB	AWG#18-#22	3.05mm(max)	Brass	Tin over Nickel	5,000 PCS
B1801-TP	AWG#18-#22	3.05mm(max)	Phosphor Bronze	Tin over Nickel	5,000 PCS
B1801-GB	AWG#18-#22	3.05mm(max)	Brass	Gold over Nickel	5,000 PCS
B1801-GP	AWG#18-#22	3.05mm(max)	Phosphor Bronze	Gold over Nickel	5,000 PCS

Optional Gold plating available but MOQ requested

B1804-T

1.80mm pitch Crimp Terminal

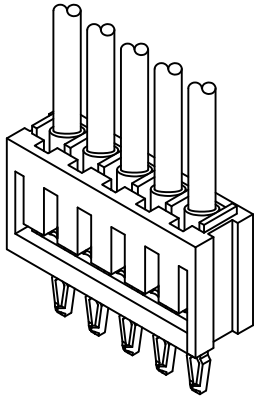


Ordering information & Specifications:

Unit:mm

Part NO.	Wire Range	Insulation O.D.	Material	Finish	Qty/reel
B1804-TB	AWG#18-#22	3.05mm(max)	Brass	Tin over Nickel	5,000 PCS
B1804-TP	AWG#18-#22	3.05mm(max)	Phosphor Bronze	Tin over Nickel	5,000 PCS
B1804-GB	AWG#18-#22	3.05mm(max)	Brass	Gold over Nickel	5,000 PCS
B1804-GP	AWG#18-#22	3.05mm(max)	Phosphor Bronze	Gold over Nickel	5,000 PCS

Optional Gold plating available but MOQ requested



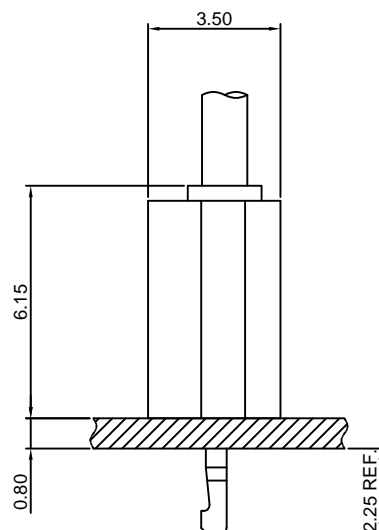
Specifications

- Current rating:1A AC,DC
- Voltage rating:250V AC,DC
- Temperature range:-40°C~+105°C
- Contact resistance:20mΩMax.
- Insulation resistance:500MΩMin.
- Withstanding voltage:1000V AC/minute
- *Compliant with RoHS and REACH*
- *Meet the HF/Halogen Free need to customize*
- *Contact CJT for details*

Standards



Assembly layout

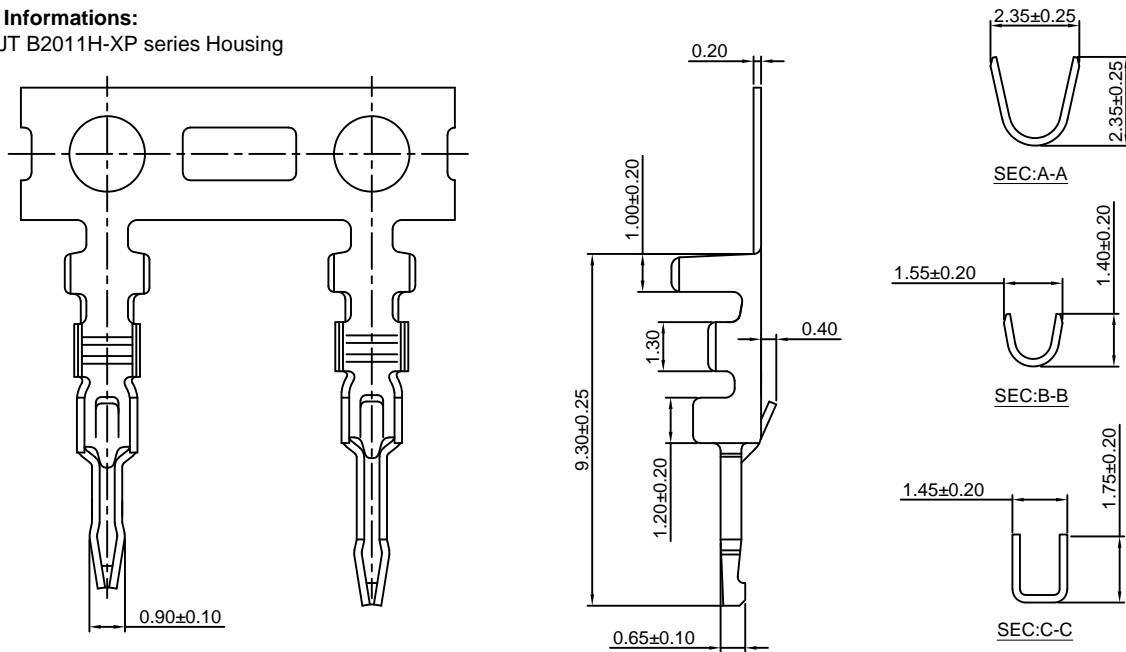


B2011-T

2.00mm pitch Crimp Terminal

Reference Informations:

*Used in CJT B2011H-XP series Housing



Ordering information & Specifications:

Unit:mm

Part NO.	Wire Range	Insulation O.D.	Material	Finish	Qty/reel
B2011-TB	AWG#24-#30	1.30mm(max)	Brass	Tin over Nickel	10,000 PCS
B2011-TP	AWG#24-#30	1.30mm(max)	Phosphor Bronze	Tin over Nickel	10,000 PCS
B2011-GB	AWG#24-#30	1.30mm(max)	Brass	Gold over Nickel	10,000 PCS
B2011-GP	AWG#24-#30	1.30mm(max)	Phosphor Bronze	Gold over Nickel	10,000 PCS

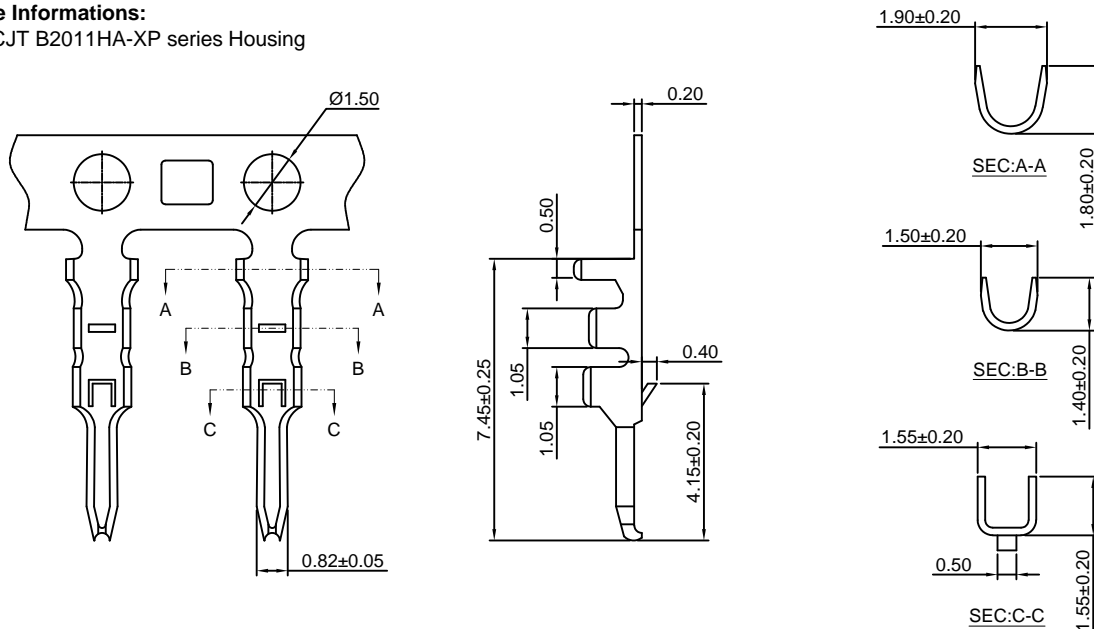
Optional Gold plating available but MOQ requested

B2011-T-A

2.00mm pitch Crimp Terminal

Reference Informations:

*Used in CJT B2011HA-XP series Housing



Ordering information & Specifications:

Unit:mm

Part NO.	Wire Range	Insulation O.D.	Material	Finish	Qty/reel
B2011-TB-A	AWG#28-#30	1.00mm(max)	Brass	Tin over Nickel	10,000 PCS
B2011-TP-A	AWG#28-#30	1.00mm(max)	Phosphor Bronze	Tin over Nickel	10,000 PCS
B2011-GB-A	AWG#28-#30	1.00mm(max)	Brass	Gold over Nickel	10,000 PCS
B2011-GP-A	AWG#28-#30	1.00mm(max)	Phosphor Bronze	Gold over Nickel	10,000 PCS

Optional Gold plating available but MOQ requested

B2011H-XP

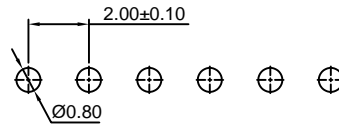
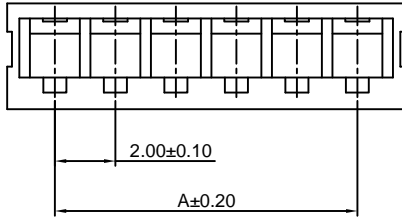
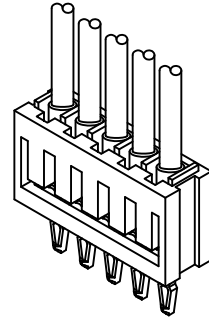
2.00mm pitch Housing

Reference Informations:

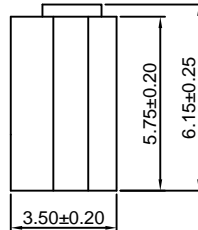
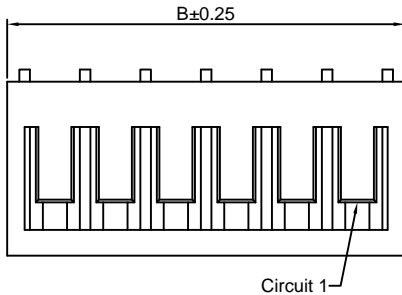
- *Material:Nylon 66,UL94V-0
- *Suitable CJT B2011-T series Terminal
- *Color:White

Ordering Information:

- B2011H-XP - ***
 $\frac{1}{2}$
 1.Part No.
 2.Material:
 (blank):Nylon 66,UL94V-0
GWT:Nylon 66,UL94V-0,GWT 750°C



P.C.B LAYOUT



Ordering Information & Dimensions:

PART NO.	Dimensions	
	A	B
2P	2.00	5.20
3P	4.00	7.20
4P	6.00	9.20
5P	8.00	11.20
6P	10.00	13.20
7P	12.00	15.20
8P	14.00	17.20
9P	16.00	19.20
10P	18.00	21.20
11P	20.00	23.20
12P	22.00	25.20
13P	24.00	27.20
14P	26.00	29.20
15P	28.00	31.20
16P	30.00	33.20

Unit: mm

B2011HA-XP

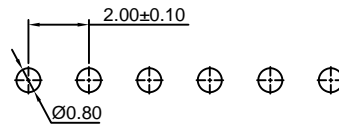
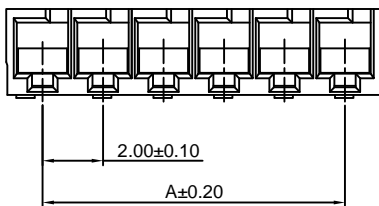
2.00mm pitch Housing

Reference Informations:

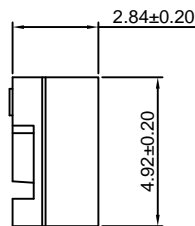
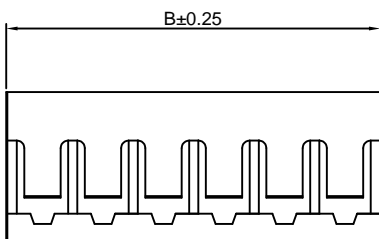
- *Material:Nylon 66,UL94V-0
- *Suitable CJT B2011-T-A series Terminal
- *Color:White

Ordering Information:

- B2011HA-XP - ***
 $\frac{1}{2}$
 1.Part No.
 2.Material:
 (blank):Nylon 66,UL94V-0
GWT:Nylon 66,UL94V-0,GWT 750°C



P.C.B LAYOUT



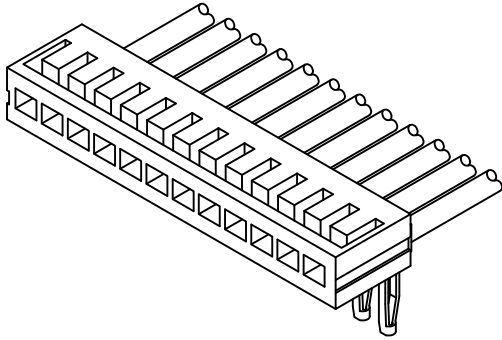
Ordering Information & Dimensions:

PART NO.	Dimensions	
	A	B
2P	2.00	4.40
3P	4.00	6.40
4P	6.00	8.40
5P	8.00	10.40
6P	10.00	12.40
7P	12.00	14.40
8P	14.00	16.40
9P	16.00	18.40
10P	18.00	20.40
11P	20.00	22.40
12P	22.00	24.40
13P	24.00	26.40
14P	26.00	28.40
15P	28.00	30.40
16P	30.00	32.40

Unit: mm

Specifications

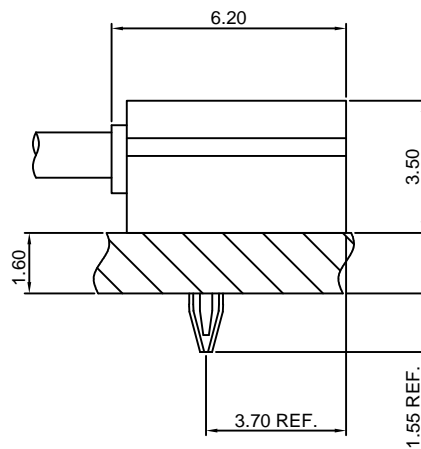
Current rating:2A AC,DC
 Voltage rating:250V AC,DC
 Temperature range:-40°C~+105°C
 Contact resistance:20mΩMax.
 Insulation resistance:1000MΩMin.
 Withstanding voltage:800V AC/minute
 Contact CJT for details



Standards



Assembly layout

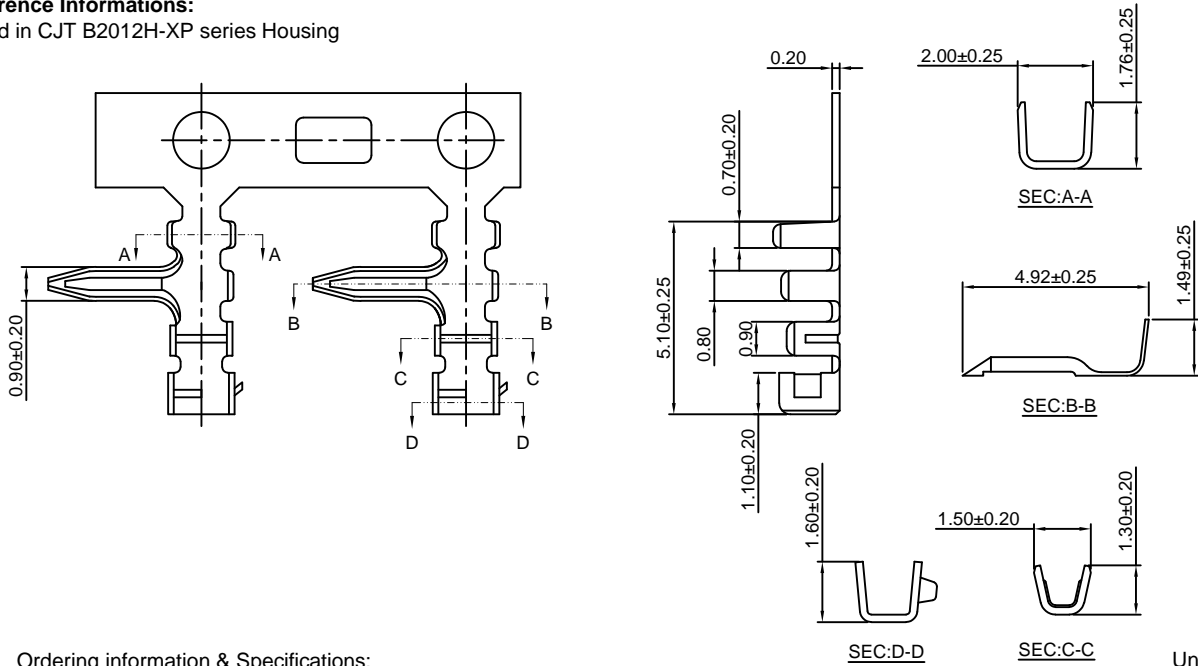


B2012-T

2.00mm pitch Crimp Terminal

Reference Informations:

*Used in CJT B2012H-XP series Housing



Ordering information & Specifications:

Part NO.	Wire Range	Insulation O.D.	Material	Finish	Qty/reel
B2012-TB	AWG#24-#30	1.30mm(max)	Brass	Tin over Nickel	10,000 PCS
B2012-TP	AWG#24-#30	1.30mm(max)	Phosphor Bronze	Tin over Nickel	10,000 PCS
B2012-GB	AWG#24-#30	1.30mm(max)	Brass	Gold over Nickel	10,000 PCS
B2012-GP	AWG#24-#30	1.30mm(max)	Phosphor Bronze	Gold over Nickel	10,000 PCS

Optional Gold plating available but MOQ requested

B2012H-XP

2.00mm pitch Housing

Reference Informations:

*Material:Nylon 66,UL94V-0

*Suitable CJT B2012-T series Terminal

*Color:Natural(white)

Ordering Information:

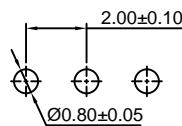
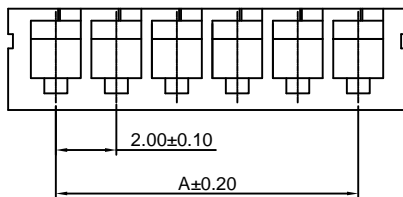
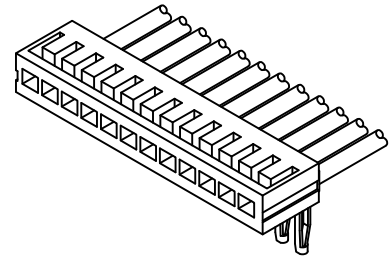
B2012H-XP - ***
1 2

1.Part No.

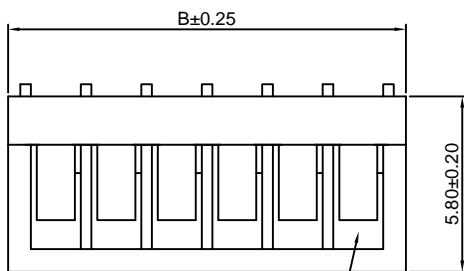
2.Material:

(blank):Nylon 66,UL94V-0

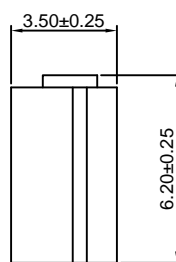
GWT:Nylon 66,UL94V-0,GWT 750°C



P.C.B LAYOUT



Circuit 1



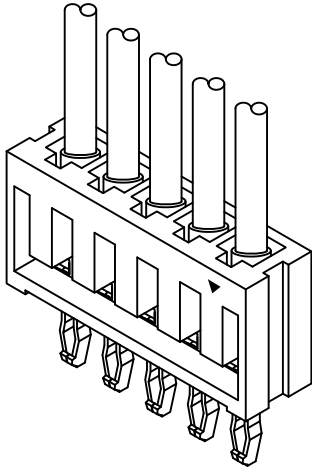
Ordering Information & Dimensions:

PART NO.	Dimensions	
	A	B
2P	2.00	5.20
3P	4.00	7.20
4P	6.00	9.20
5P	8.00	11.20
6P	10.00	13.20
7P	12.00	15.20
8P	14.00	17.20
9P	16.00	19.20
10P	18.00	21.20
11P	20.00	23.20
12P	22.00	25.20
13P	24.00	27.20
14P	26.00	29.20
15P	28.00	31.20
16P	30.00	33.20

Unit: mm

Specifications

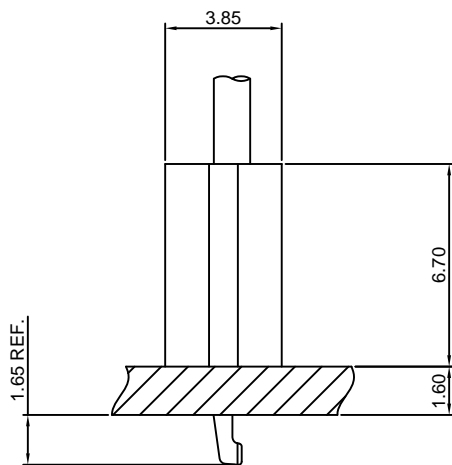
- Current rating:3A AC,DC
- Voltage rating:250V AC,DC
- Temperature range:-40°C~+105°C
- Contact resistance:10mΩMax.
- Insulation resistance:1000MΩMin.
- Withstanding voltage:1000V AC/minute
- *Compliant with RoHS and REACH*
- *Meet the HF/Halogen Free,need to customize*
- *Contact CJT for details*



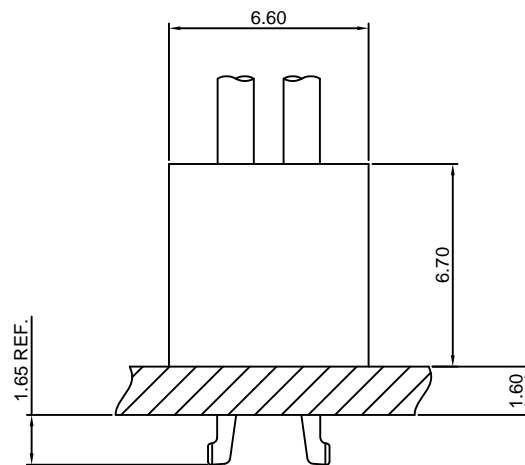
Standards



Assembly layout



Single Row



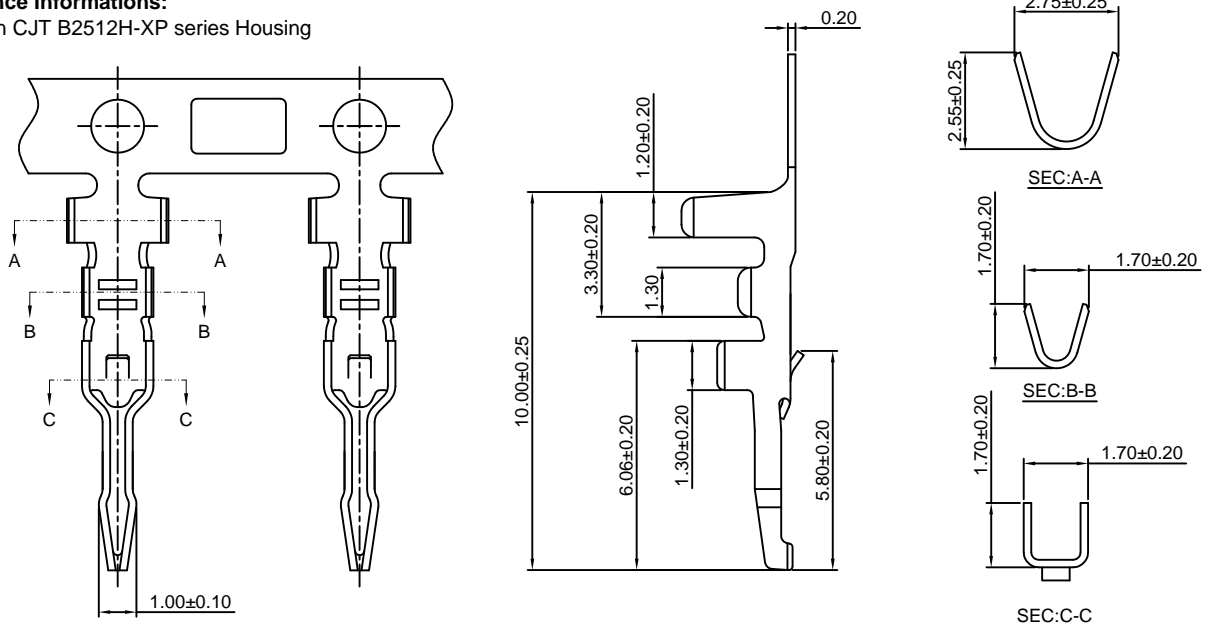
Dual Row

B2512-T

2.50mm pitch Crimp Terminal

Reference Informations:

*Used in CJT B2512H-XP series Housing



Ordering information & Specifications:

Unit:mm

Part NO.	Wire Range	Insulation O.D.	Material	Finish	Qty/reel
B2512-TB	AWG#22-#28	1.70mm(max)	Brass	Tin over Nickel	10,000 PCS
B2512-TP	AWG#22-#28	1.70mm(max)	Phosphor Bronze	Tin over Nickel	10,000 PCS
B2512-GB	AWG#22-#28	1.70mm(max)	Brass	Gold over Nickel	10,000 PCS
B2512-GP	AWG#22-#28	1.70mm(max)	Phosphor Bronze	Gold over Nickel	10,000 PCS

Optional Gold plating available but MOQ requested

B2512H-XP

2.50mm pitch Housing

Reference Informations:

*Material:Nylon 66,UL94V-0

*Suitable CJT B2512-T series Terminal

*Color:Natural(white)

Ordering Information:

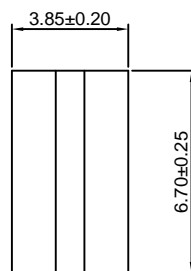
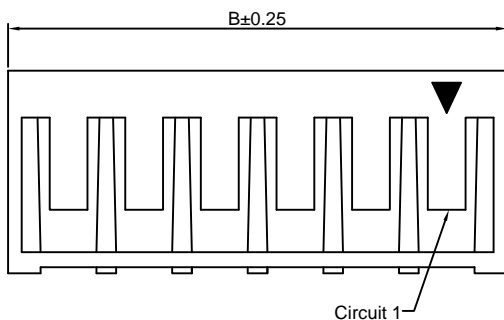
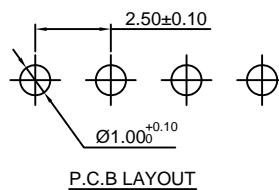
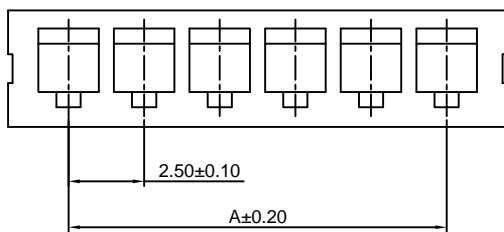
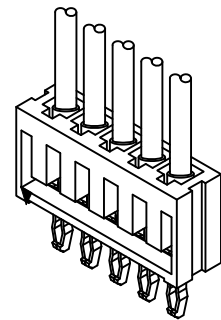
B2512H-XP - ***
1 2

1.Part No.

2.Material:

(blank):Nylon 66,UL94V-0

GWT:Nylon 66,UL94V-0,GWT 750°C



Ordering Information & Dimensions:

PART NO.	Dimensions	
	A	B
2P	2.50	6.70
3P	5.00	9.20
4P	7.50	11.70
5P	10.00	14.20
6P	12.50	16.70
7P	15.00	19.20
8P	17.50	21.70
9P	20.00	24.20
10P	22.50	26.70
11P	25.00	29.20
12P	27.50	31.70
13P	30.00	34.20
14P	32.50	36.70
15P	35.00	39.20
16P	37.50	41.70

Unit: mm

B2512H-2xXP

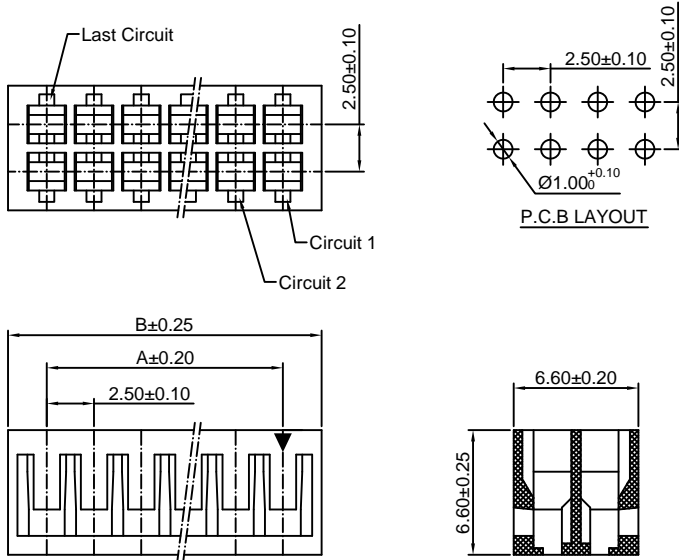
2.50mm pitch Dual Row Housing

Reference Informations:

- *Material:Nylon 66,UL94V-0
- *Suitable CJT B2512-T series Terminal
- *Color:Natural(white)

Ordering Information:

- B2512H-2xXP - ***
 1 2
 1.Part No.
 2.Material:
 (blank):Nylon 66,UL94V-0
 GWT:Nylon 66,UL94V-0,GWT 750°C



Ordering Information & Dimensions:

PART NO.	Dimensions		PART NO.	Dimensions	
	A	B		A	B
2x2P	2.50	5.08	21P	50.00	54.10
2x3P	5.00	9.10	22P	52.50	56.60
2x4P	7.50	11.60	23P	55.00	59.10
2x5P	10.00	14.10	24P	57.50	61.60
2x6P	12.50	16.60	25P	60.00	64.10
2x7P	15.00	19.10	26P	62.50	66.60
2x8P	17.50	21.60	27P	65.00	69.10
2x9P	20.00	24.10	28P	67.50	71.60
2x10P	22.50	26.60	29P	70.00	74.10
2x11P	25.00	29.10	30P	72.50	76.60
2x12P	27.50	31.60	31P	75.00	79.10
2x13P	30.00	34.10	32P	77.50	81.60
2x14P	32.50	36.60	33P	80.00	84.10
2x15P	35.00	39.10	34P	82.50	86.60
2x16P	37.50	41.60	35P	85.00	89.10
2x17P	40.00	44.10	36P	87.50	91.60
2x18P	42.50	46.60	37P	90.00	94.10
2x19P	45.00	49.10	38P	92.50	96.60
2x20P	47.50	51.60			

Unit: mm

B2512WV-XP

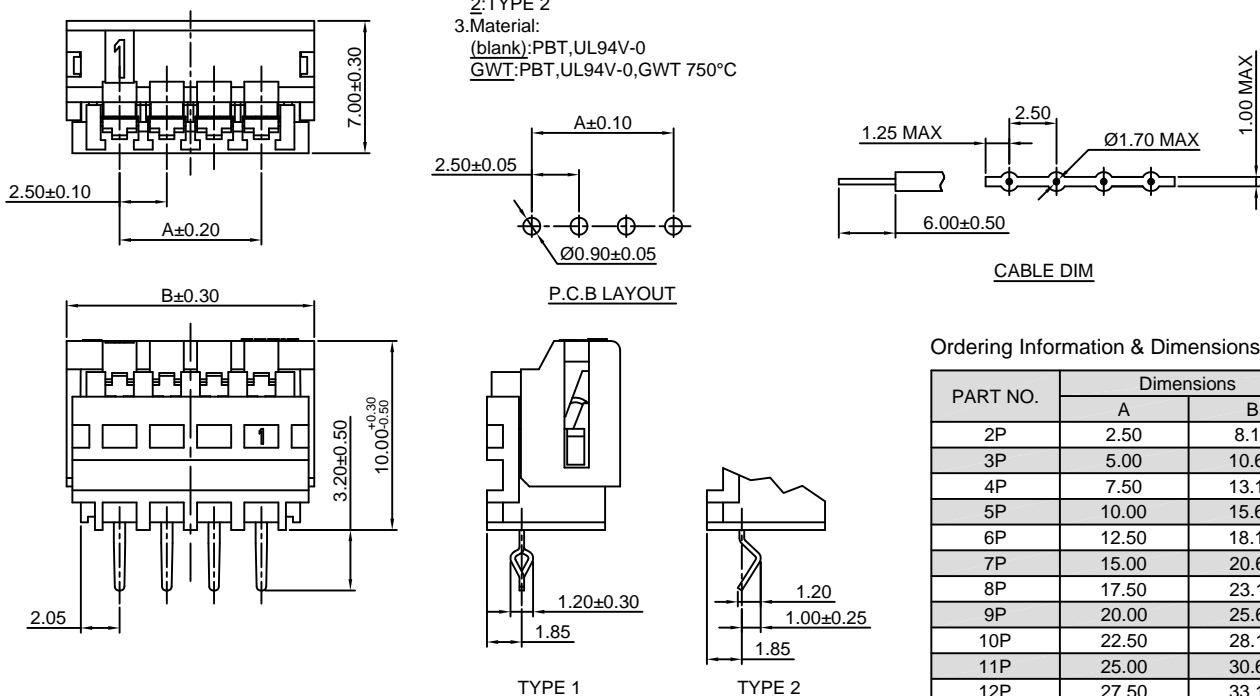
2.50mm pitch 180° Wafer

Reference Informations:

- *Material:Pin:Phosphor Bronze/Tin over Nickel
Insulator:PBT+15%GF, UL94V-0
- *Accepts Cable:Top Coated Wire(AWG#24~#26)
- *Color:white

Ordering Information:

- B2512WV-XP - * - ***
 1 2 3
 1.Part No.
 2.Style:
 (blank):TYPE 1
 2:TYPE 2
 3.Material:
 (blank):PBT,UL94V-0
 GWT:PBT,UL94V-0,GWT 750°C



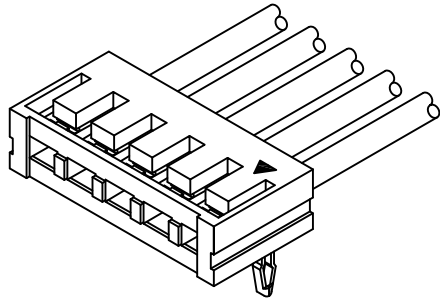
Ordering Information & Dimensions:

PART NO.	Dimensions	
	A	B
2P	2.50	8.10
3P	5.00	10.60
4P	7.50	13.10
5P	10.00	15.60
6P	12.50	18.10
7P	15.00	20.60
8P	17.50	23.10
9P	20.00	25.60
10P	22.50	28.10
11P	25.00	30.60
12P	27.50	33.10

Unit: mm

Specifications

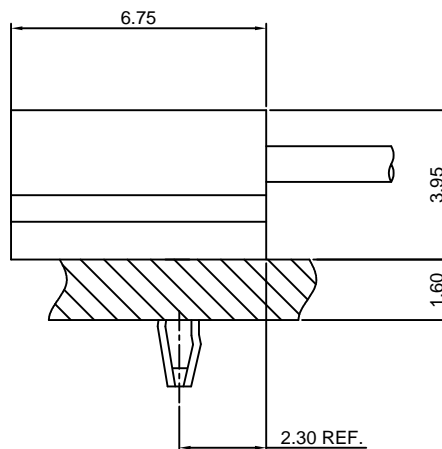
Current rating:3A AC,DC
Voltage rating:125V AC,DC
Temperature range:-40°C~+105°C
Contact resistance:5mΩMax.
Insulation resistance:1000MΩMin.
Withstanding voltage:1000V AC/minute
Compliant with RoHS and REACH
Meet the HF/Halogen Free,need to customize
Contact CJT for details



Standards



Assembly layout

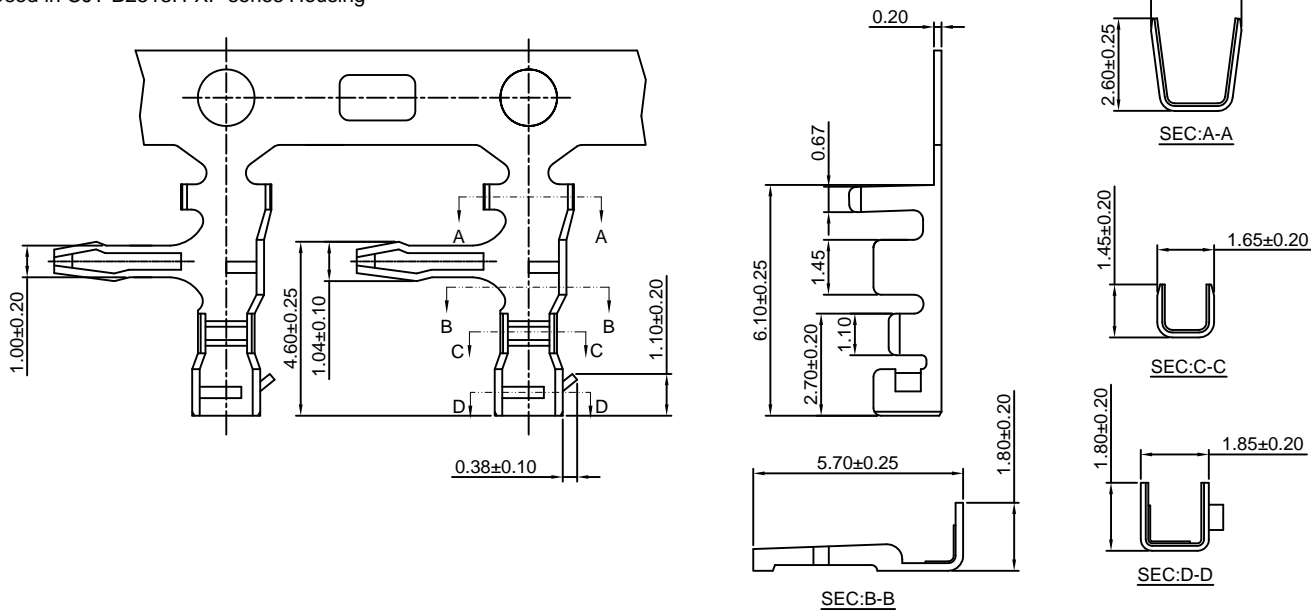


B2513-T

2.50mm pitch Crimp Terminal

Reference Informations:

*Used in CJT B2513H-XP series Housing



Ordering information & Specifications:

Unit:mm

Part NO.	Wire Range	Insulation O.D.	Material	Finish	Qty/reel
B2513-TB	AWG#22-#28	1.70mm(max)	Brass	Tin over Nickel	10,000 PCS
B2513-TP	AWG#22-#28	1.70mm(max)	Phosphor Bronze	Tin over Nickel	10,000 PCS
B2513-GB	AWG#22-#28	1.70mm(max)	Brass	Gold over Nickel	10,000 PCS
B2513-GP	AWG#22-#28	1.70mm(max)	Phosphor Bronze	Gold over Nickel	10,000 PCS

Optional Gold plating available but MOQ requested

B2513H-XP

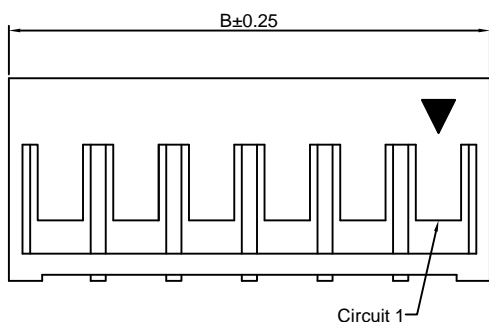
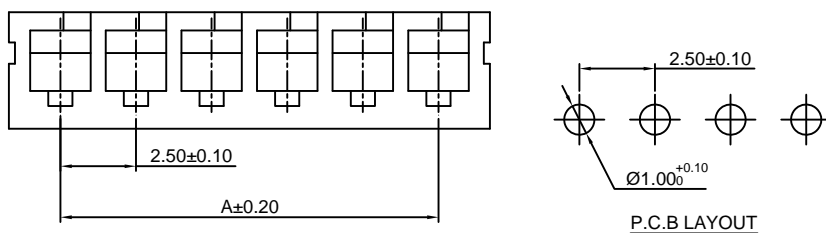
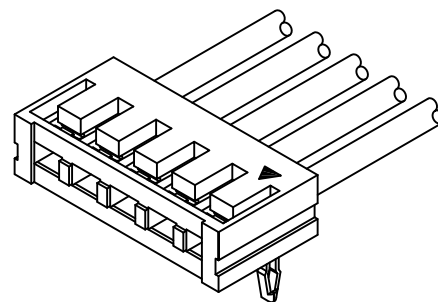
2.50mm pitch Housing

Reference Informations:

- *Material:Nylon 66,UL94V-0
- *Suitable CJT B2513-T series Terminal
- *Color:Natural(white)

Ordering Information:

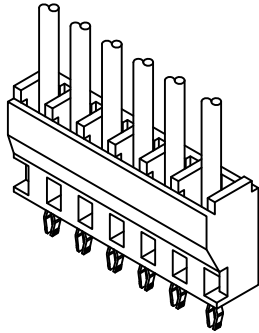
- B2513H-XP - ***
 $\frac{1}{2}$
 1.Part No.
 2.Material:
 (blank):Nylon 66,UL94V-0
 GWT:Nylon 66,UL94V-0,GWT 750°C



Ordering Information & Dimensions:

PART NO.	Dimensions	
	A	B
2P	2.50	6.65
3P	5.00	9.15
4P	7.50	11.65
5P	10.00	14.15
6P	12.50	16.65
7P	15.00	19.15
8P	17.50	21.65
9P	20.00	24.15
10P	22.50	26.65
11P	25.00	29.15
12P	27.50	31.65
13P	30.00	34.15
14P	32.50	36.65
15P	35.00	39.15
16P	37.50	41.65

Unit: mm



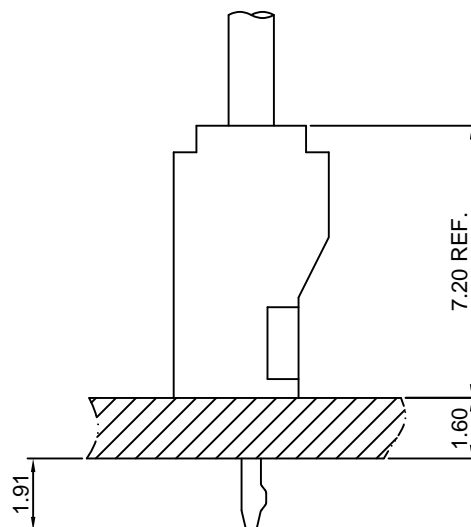
Specifications

Current rating:3A AC,DC
Voltage rating:250V AC,DC
Temperature range:-40°C~+105°C
Contact resistance:10mΩMax.
Insulation resistance:1000MΩMin.
Withstanding voltage:1000V AC/minute
Compliant with RoHS and REACH
Meet the HF/Halogen Free,need to customize
Contact CJT for details

Standards



Assembly layout

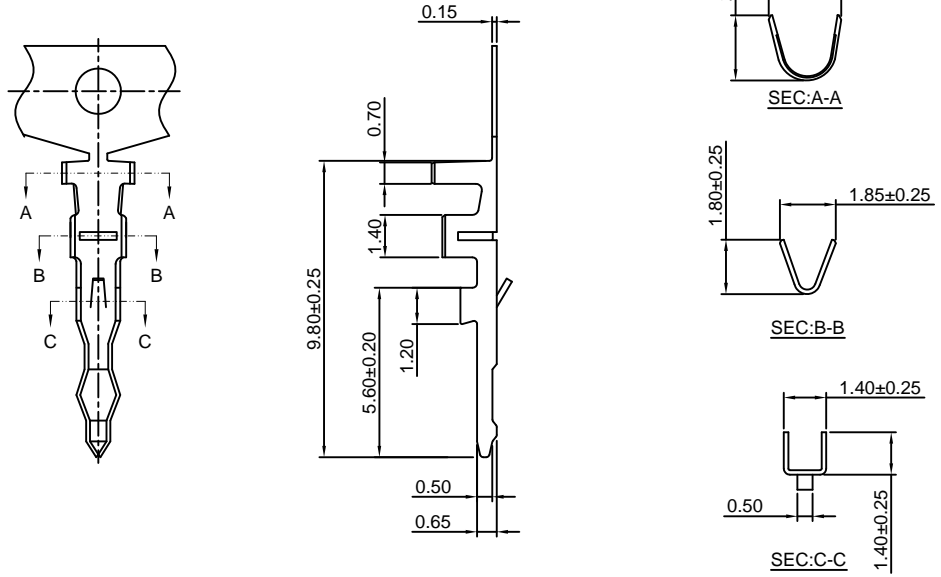


B2515-T

2.50mm pitch Crimp Terminal

Reference Informations:

*Used in CJT B2515H-XP series Housing



Ordering information & Specifications:

Unit:mm

Part NO.	Wire Range	Insulation O.D.	Material	Finish	Qty/reel
B2515-TB	AWG#20-#28	1.90mm(max)	Brass	Tin over Nickel	10,000 PCS
B2515-TP	AWG#20-#28	1.90mm(max)	Phosphor Bronze	Tin over Nickel	10,000 PCS

B2515H-XP

2.50mm pitch Housing

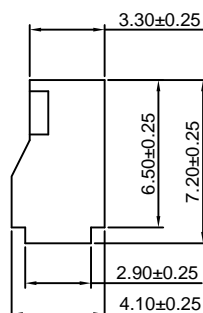
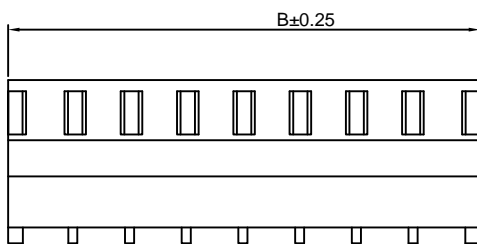
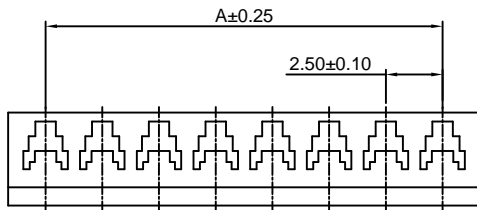
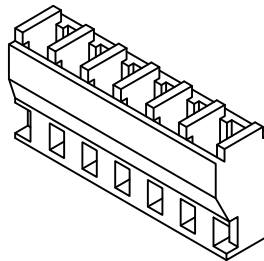
Reference Informations:

- *Material:Nylon 66,UL94V-0
- *Suitable CJT B2515-T series Terminal
- *Color:Natural

Ordering Information:

B2515H-XP - ***
1 2

- 1.Part No.
- 2.Material:
(blank):Nylon 66,UL94V-0
GWT:Nylon 66,UL94V-0,GWT 750°C



Ordering Information & Dimensions:

PART NO.	Dimensions	
	A	B
2P	2.50	5.80
3P	5.00	8.30
4P	7.50	10.80
5P	10.00	13.30
6P	12.50	15.80
7P	15.00	18.30
8P	17.50	20.80
9P	20.00	23.30
10P	22.50	25.80
11P	25.00	28.30
12P	27.50	30.80
13P	30.00	33.30
14P	32.50	35.80
15P	35.00	38.30
16P	37.50	40.80
17P	40.00	43.30
18P	42.50	45.80
19P	45.00	48.30
20P	47.50	50.80

Unit: mm

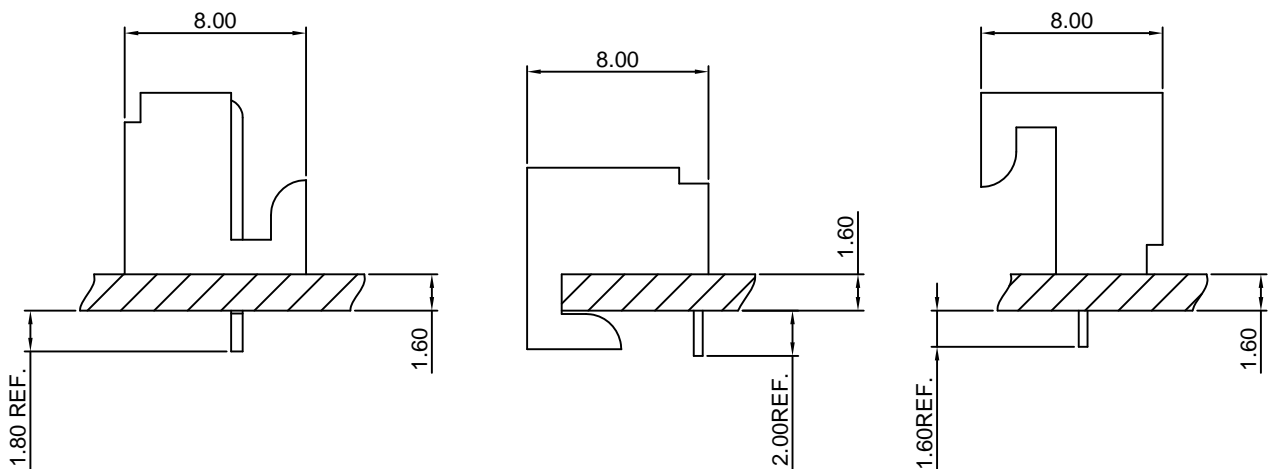
Specifications

- Current rating: 2.5A AC, DC
- Voltage rating: 250V AC, DC
- Temperature range: -40°C ~ +105°C
- Contact resistance: 20mΩ Max.
- Insulation resistance: 100MΩ Min.
- Withstanding voltage: 500V AC/minute
- *Compliant with RoHS and REACH*
- *Meet the HF/Halogen Free need to customize*
- *Contact CJT for details*

Standards



Assembly layout



B2541AW-XP

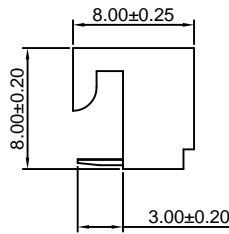
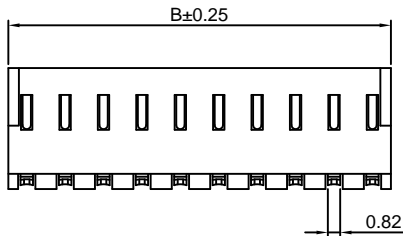
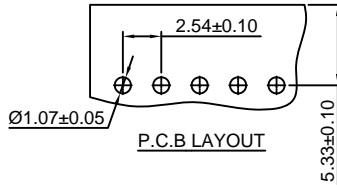
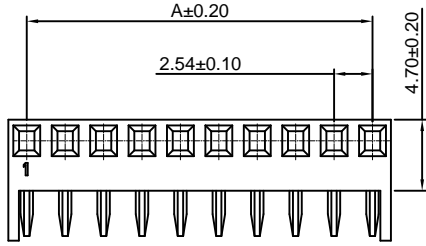
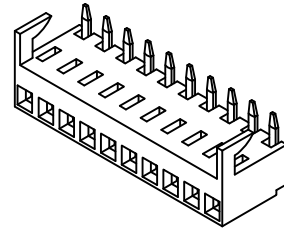
2.54mm Pitch PC Board Connector-Ringnt Angle

Reference Informations:

- *Material:Pin:Phosphor Bronze/Tin over Nickel
Insulator:Nylon 66,UL94V-0
- *Mates with CJT A2541WV,WR,WVA,WRA-XP, A2543WV,WR,WVA,WRA-XP series Wafer
- *Color:White

Ordering Information:

- B2541AW-XP - ***
1 2
- 1.Part No.
- 2.Material:
(blank):Nylon 66,UL94V-0
GWT:Nylon 66,UL94V-0,GWT 750°C


Ordering Information & Dimensions:

PART NO.	Dimensions	
	A	B
2P	2.54	4.98
3P	5.08	7.52
4P	7.62	10.06
5P	10.16	12.60
6P	12.70	15.14
7P	15.24	17.68
8P	17.78	20.22
9P	20.32	22.76
10P	22.86	25.30
11P	25.40	27.84
12P	27.94	30.38
13P	30.48	32.92
14P	33.02	35.46
15P	35.56	38.00
16P	38.10	40.54

Unit: mm

B2541BW-XP

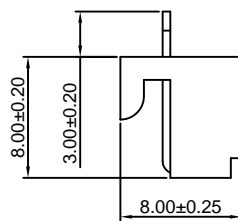
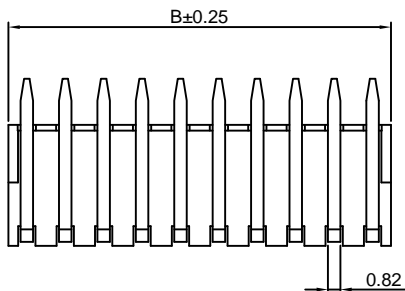
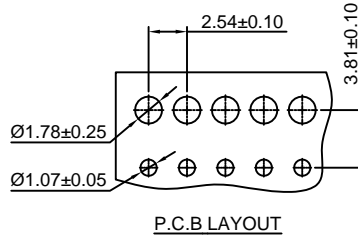
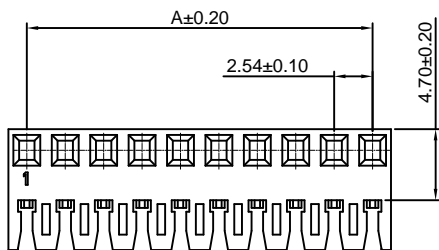
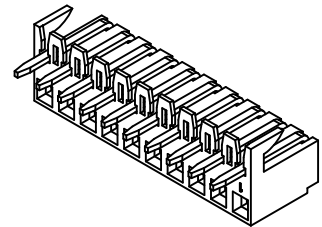
2.54mm Pitch PC Board Connertor-Bottom Entry

Reference Informations:

- *Material:Pin:Phosphor Bronze/Tin over Nickel
Insulator:Nylon 66,UL94V-0
- *Mates with CJT A2541WV,WR,WVA,WRA-XP, A2543WV,WR,WVA,WRA-XP series Wafer
- *Color:White

Ordering Information:

- B2541BW-XP - ***
1 2
- 1.Part No.
- 2.Material:
(blank):Nylon 66,UL94V-0
GWT:Nylon 66,UL94V-0,GWT 750°C


Ordering Information & Dimensions:

PART NO.	Dimensions	
	A	B
2P	2.54	4.98
3P	5.08	7.52
4P	7.62	10.06
5P	10.16	12.60
6P	12.70	15.14
7P	15.24	17.68
8P	17.78	20.22
9P	20.32	22.76
10P	22.86	25.30
11P	25.40	27.84
12P	27.94	30.38
13P	30.48	32.92
14P	33.02	35.46
15P	35.56	38.00
16P	38.10	40.54

Unit: mm

B2541CW-XP

2.54mm Pitch PC Board Connector-Top Entry

Reference Informations:

*Material:Pin:Phosphor Bronze/Tin over Nickel
Insulator:Nylon 66,UL94V-0

*Mates with CJT A2541WV,WR,WVA,WRA-XP,
A2543WV,WR,WVA,WRA-XP series Wafer

*Color:White

Ordering Information:

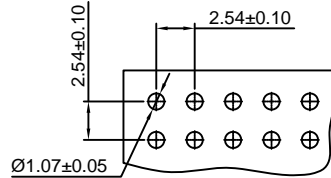
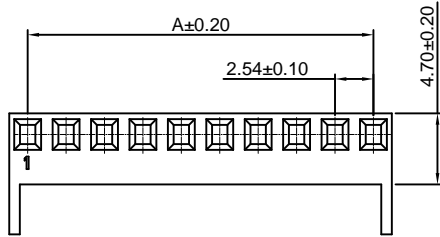
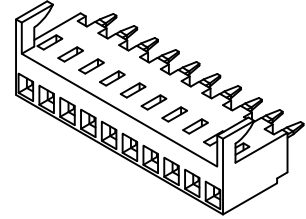
B2541CW-XP - ^{***}/₂

1.Part No.

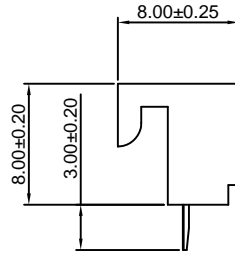
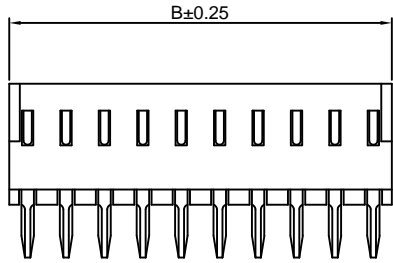
2.Material:

(blank):Nylon 66,UL94V-0

GWT:Nylon 66,UL94V-0,GWT 750°C



P.C.B LAYOUT



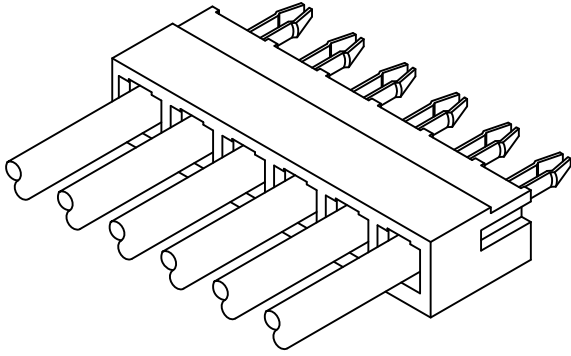
Ordering Information & Dimensions:

PART NO.	Dimensions	
	A	B
2P	2.54	4.98
3P	5.08	7.52
4P	7.62	10.06
5P	10.16	12.60
6P	12.70	15.14
7P	15.24	17.68
8P	17.78	20.22
9P	20.32	22.76
10P	22.86	25.30
11P	25.40	27.84
12P	27.94	30.38
13P	30.48	32.92
14P	33.02	35.46
15P	35.56	38.00
16P	38.10	40.54

Unit: mm

Specifications

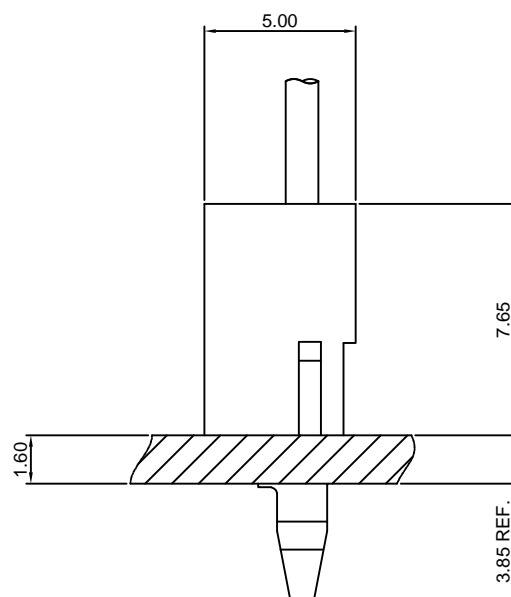
Current rating:7A AC,DC
Voltage rating:300V AC,DC
Temperature range:-40°C~+105°C
Contact resistance:20mΩMax.
Insulation resistance:1000MΩMin.
Withstanding voltage:1500V AC/minute
*Meet the HF/Halogen Free,GWT/Glow wire
Test (IEC60335-1) request,need to
customize*
Contact CJT for details



Standards



Assembly layout

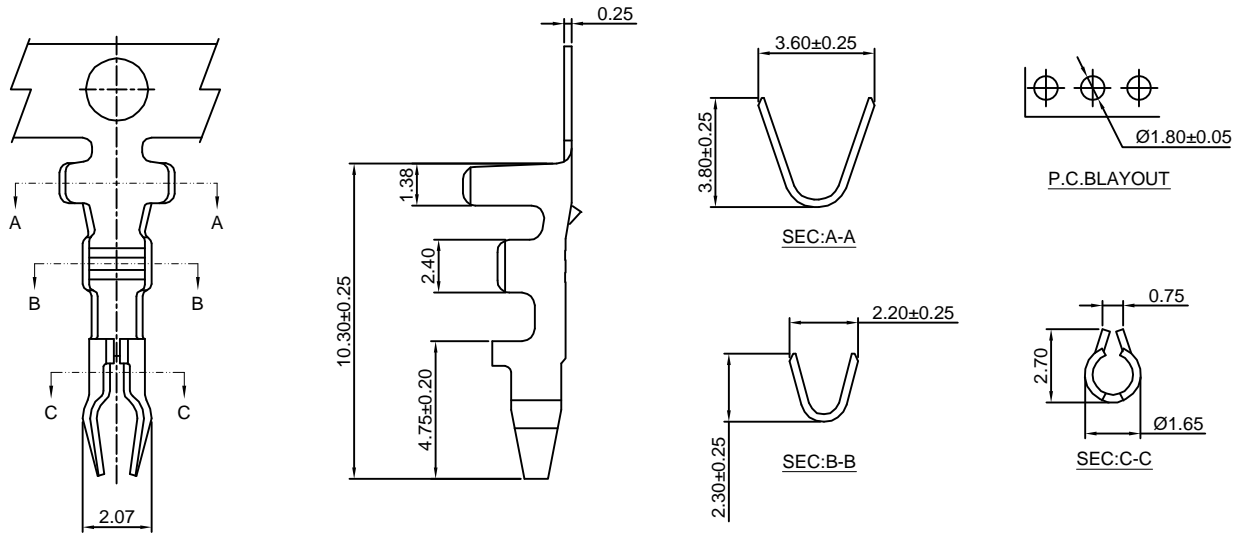


B3951-T

3.96mm pitch Crimp Terminal

Reference Informations:

*Used in CJT B3951H-XP series Housing



Ordering information & Specifications:

Unit:mm

Part NO.	Wire Range	Insulation O.D.	Material	Finish	Qty/reel
B3951-TB	AWG#18-#22	3.00mm(max)	Brass	Tin over Nickel	6,000 PCS
B3951-TP	AWG#18-#22	3.00mm(max)	Phosphor Bronze	Tin over Nickel	6,000 PCS
B3951-GB	AWG#18-#22	3.00mm(max)	Brass	Gold over Nickel	6,000 PCS
B3951-GP	AWG#18-#22	3.00mm(max)	Phosphor Bronze	Gold over Nickel	6,000 PCS

Optional Gold plating available but MOQ requested

B3951H-XP

3.96mm pitch Housing

Reference Informations:

*Material:Nylon 66,UL94V-0

*Suitable CJT B3951-T series Terminal

*Color:Natural(white)

Ordering Information:

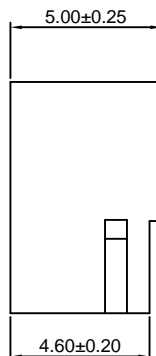
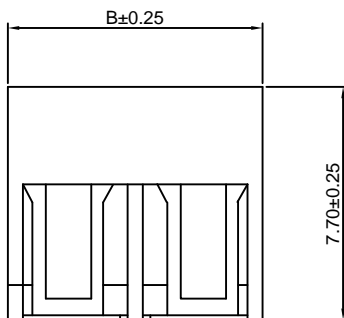
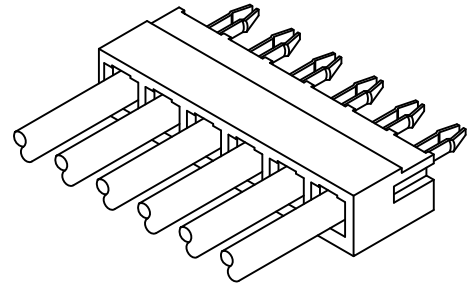
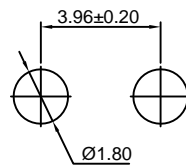
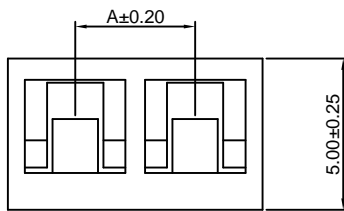
B3951H-XP - ***
1 2

1.Part No.

2.Material:

(blank):Nylon 66,UL94V-0

GWT:Nylon 66,UL94V-0,GWT 750°C



Ordering Information & Dimensions:

PART NO.	Dimensions	
	A	B
2P	3.96	8.42
3P	7.92	12.38
4P	11.88	16.34
5P	15.84	20.30
6P	19.80	24.26
7P	23.76	28.22
8P	27.72	32.18
9P	31.68	36.14
10P	35.64	40.10
11P	39.60	44.06
12P	43.56	48.02
13P	47.52	51.98
14P	51.48	55.94
15P	55.44	59.90

Unit: mm

Specifications

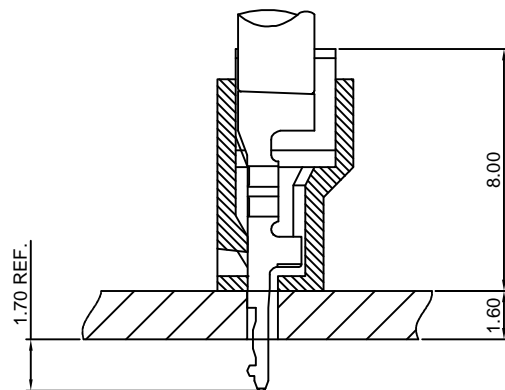
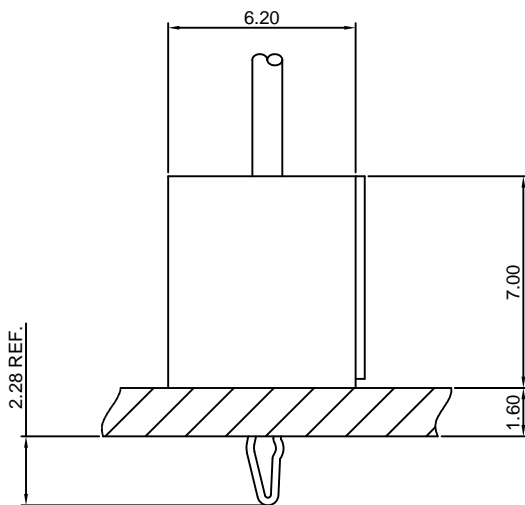
- Current rating:7A AC,DC
- Voltage rating:250V AC,DC
- Temperature range:-40°C~+105°C
- Contact resistance:10mΩMax.
- Insulation resistance:1000MΩMin.
- Withstanding voltage:1500V AC/minute
- *Compliant with RoHS and REACH*
- *Meet the HF/Halogen Free,GWT/Glow wire Test (IEC60335-1) request,need to customize*
- *Contact CJT for details*

Standards



E326732

Assembly layout

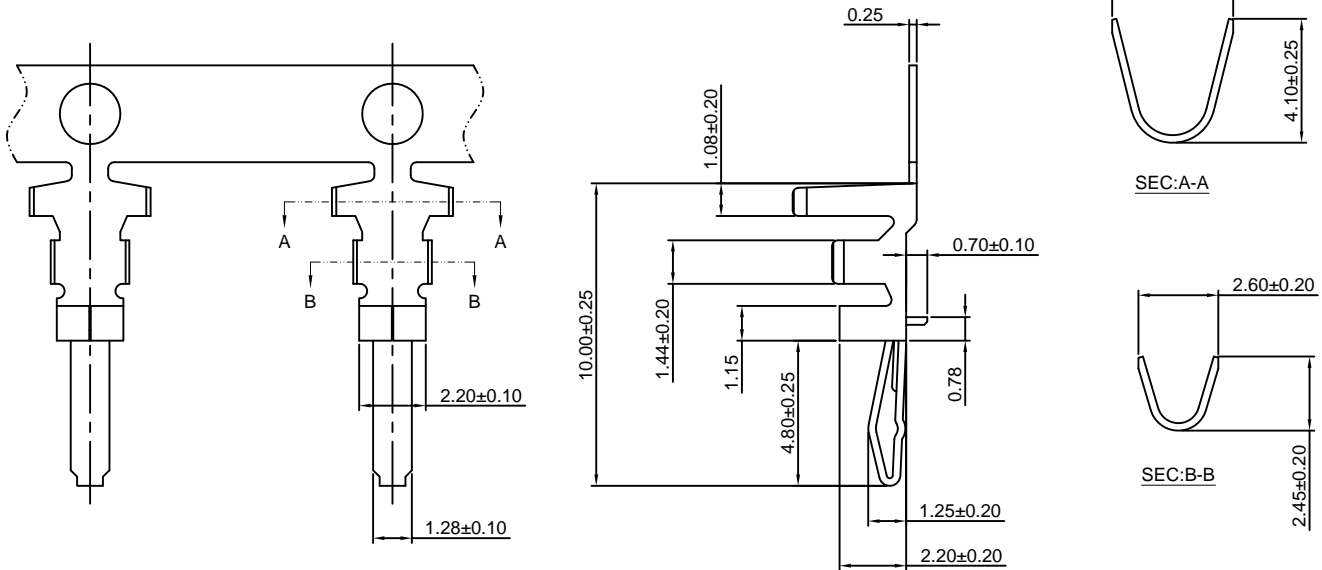


B3952-T

3.96mm pitch Crimp Terminal

Reference Informations:

*Used in CJT B3952H-XP, B3952H-F-XP series Housing



Ordering information & Specifications:

Unit:mm

Part NO.	Wire Range	Insulation O.D.	Material	Finish	Qty/reel
B3952-TB	AWG#18-#22	3.00mm(max)	Brass	Tin over Nickel	5,000 PCS
B3952-TP	AWG#18-#22	3.00mm(max)	Phosphor Bronze	Tin over Nickel	5,000 PCS
B3952-GB	AWG#18-#22	3.00mm(max)	Brass	Gold over Nickel	5,000 PCS
B3952-GP	AWG#18-#22	3.00mm(max)	Phosphor Bronze	Gold over Nickel	5,000 PCS

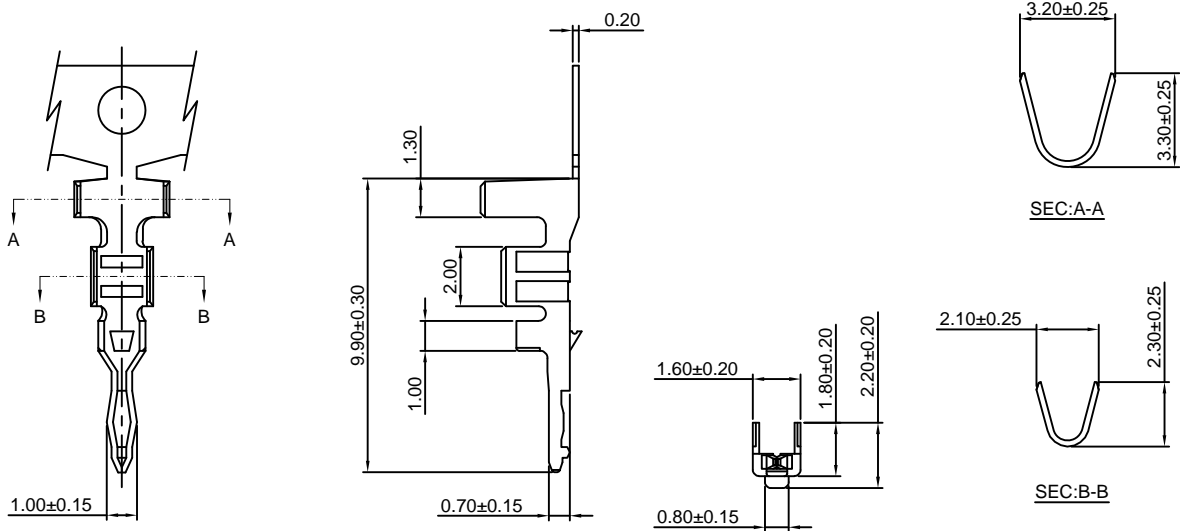
Optional Gold plating available but MOQ requested

B3952-T-A

4.00mm pitch Crimp Terminal

Reference Informations:

*Used in CJT B3952HA-XP series Housing



Ordering information & Specifications:

Unit:mm

Part NO.	Wire Range	Insulation O.D.	Material	Finish	Qty/reel
B3952-TB-A	AWG#18-#22	2.60mm(max)	Brass	Tin over Nickel	5,000 PCS
B3952-TP-A	AWG#18-#22	2.60mm(max)	Phosphor Bronze	Tin over Nickel	5,000 PCS
B3952-GB-A	AWG#18-#22	2.60mm(max)	Brass	Gold over Nickel	5,000 PCS
B3952-GP-A	AWG#18-#22	2.60mm(max)	Phosphor Bronze	Gold over Nickel	5,000 PCS

Optional Gold plating available but MOQ requested

B3952H-XP


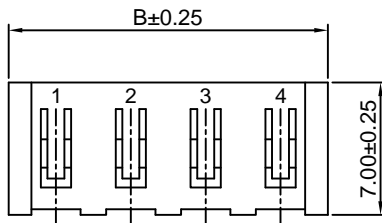
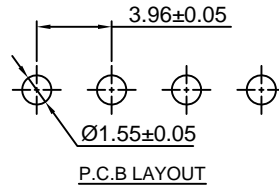
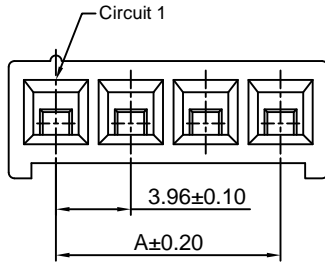
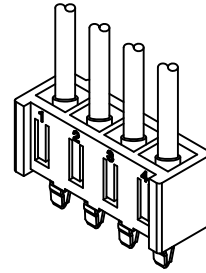
3.96mm pitch Housing

Reference Informations:

- *Material:Nylon 66,UL94V-0
- *Suitable CJT B3952-T series Terminal
- *Color:Natural(white)

Ordering Information:

- B3952H-XP - ***
 1 2
- 1.Part No.
 2.Material:
 (blank):Nylon 66,UL94V-0
 GWT:Nylon 66,UL94V-0,GWT 750°C



Ordering Information & Dimensions:

PART NO.	Dimensions	
	A	B
2P	3.96	8.96
3P	7.92	12.92
4P	11.88	16.88
5P	15.84	20.84
6P	19.80	24.80
7P	23.76	28.76
8P	27.72	32.72
9P	31.68	36.68
10P	35.64	40.64
11P	39.60	44.60
12P	43.56	48.56
13P	47.52	52.52
14P	51.48	56.48
15P	55.44	60.44

Unit: mm

B3952H-F-XP

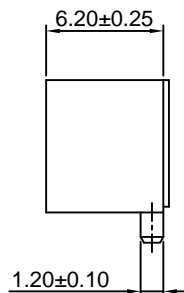
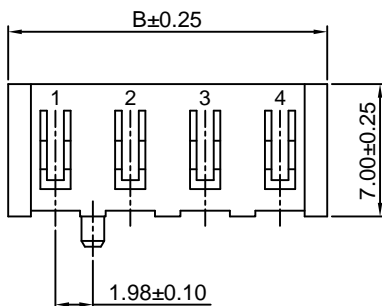
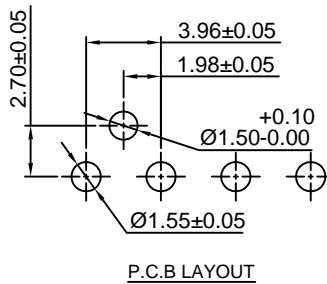
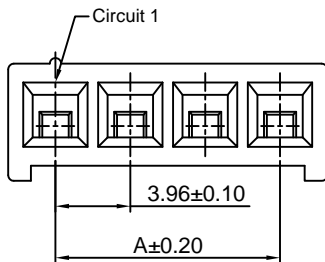
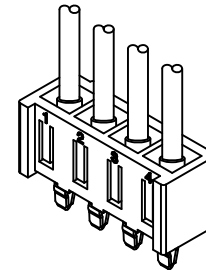
3.96mm pitch Housing

Reference Informations:

- *Material:Nylon 66,UL94V-0
- *Suitable CJT B3952-T series Terminal
- *Color:Natural(white)

Ordering Information:

- B3952H-F-XP - ***
 1 2
- 1.Part No.
 2.Material:
 (blank):Nylon 66,UL94V-0
 GWT:Nylon 66,UL94V-0,GWT 750°C



Ordering Information & Dimensions:

PART NO.	Dimensions	
	A	B
2P	3.96	8.96
3P	7.92	12.92
4P	11.88	16.88
5P	15.84	20.84
6P	19.80	24.80
7P	23.76	28.76
8P	27.72	32.72
9P	31.68	36.68
10P	35.64	40.64
11P	39.60	44.60
12P	43.56	48.56
13P	47.52	52.52
14P	51.48	56.48
15P	55.44	60.44

Unit: mm

B3952HA-XP

4.00mm pitch Housing

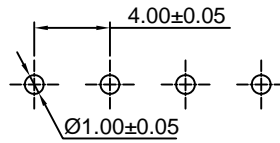
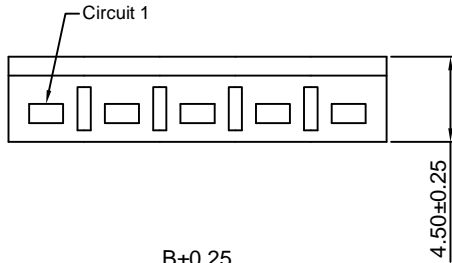
Reference Informations:

- *Material:Nylon 66,UL94V-0
- *Suitable CJT B3952-T-A series Terminal
- *Color:Natural(white)

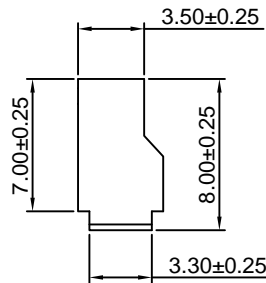
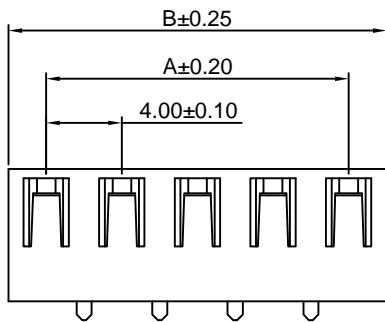
Ordering Information:

B3952HA-XP - ***
1 2

- 1.Part No.
- 2.Material:
(blank):Nylon 66,UL94V-0
GWT:Nylon 66,UL94V-0,GWT 750°C



P.C.B LAYOUT



Ordering Information & Dimensions:

PART NO.	Dimensions	
	A	B
2P	4.00	8.00
3P	8.00	12.00
4P	12.00	16.00
5P	16.00	20.00
6P	20.00	24.00
7P	24.00	28.00
8P	28.00	32.00
9P	32.00	36.00
10P	36.00	40.00
11P	40.00	44.00
12P	44.00	48.00
13P	48.00	52.00
14P	52.00	56.00
15P	56.00	60.00

Unit: mm

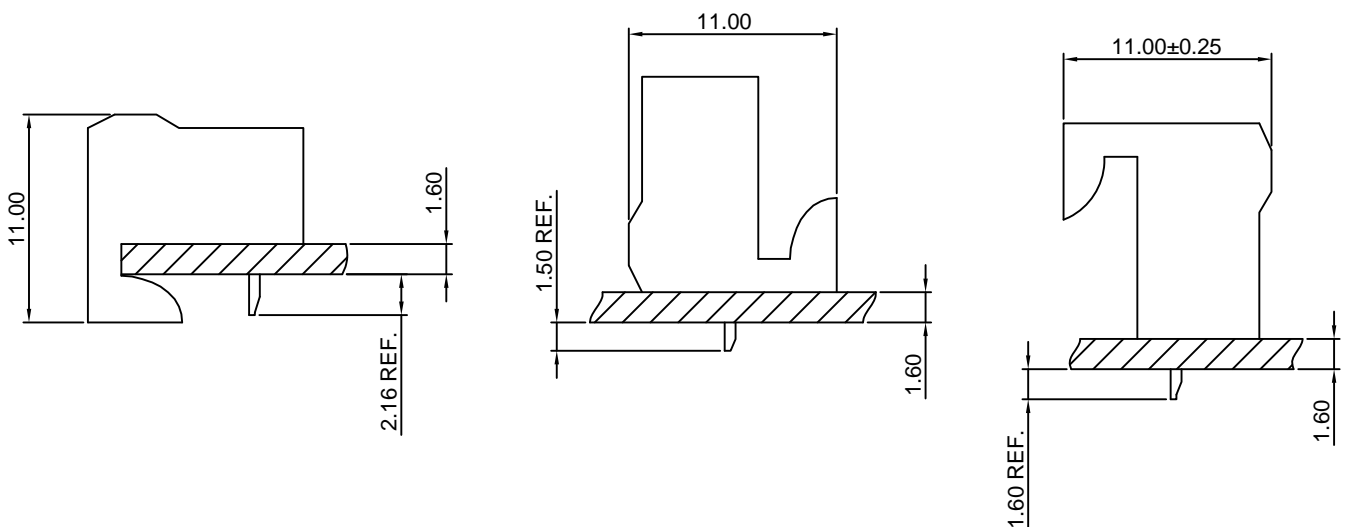
Specifications

- Current rating:7A AC,DC
- Voltage rating:250V AC,DC
- Temperature range:-40°C~+105°C
- Contact resistance:10mΩMax.
- Insulation resistance:1000MΩMin.
- Withstanding voltage:1000V AC/minute
- *Compliant with RoHS and REACH*
- *Meet the HF/Halogen Free,GWT/Glow wire Test (IEC60335-1) request,need to customize*
- *Contact CJT for details*

Standards



Assembly layout



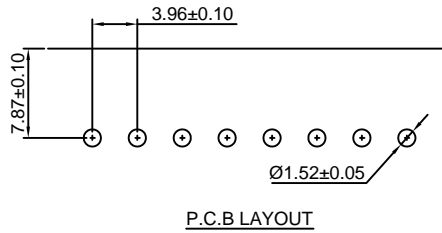
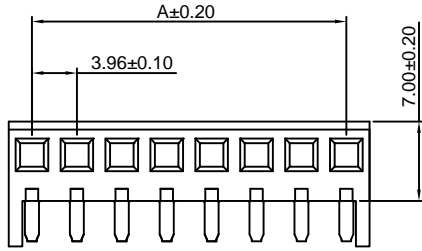
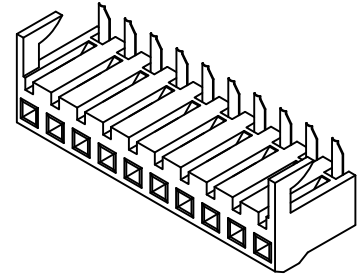
B3961AW-XP

3.96mm Pitch PC Board Connector-Ringnt Angle

Reference Informations:

- *Material:
Terminal: Phosphor Bronze/Tin over Nickel
Housing: Nylon 66, UL94V-2
- *Mates with CJT A3961WV, WR, WVA, WRA-XP series Wafer
- *Color: White

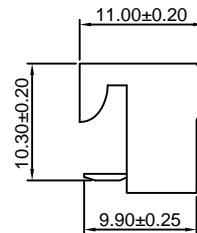
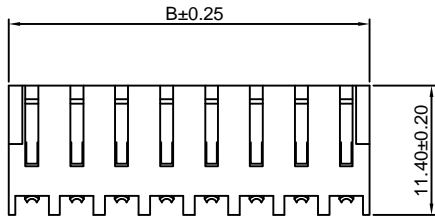
- Ordering Information:
B3961AW-XP - ***
 1 2
1. Part No.
 2. Material:
 (blank): Nylon 66, UL94V-2/Natural
 V0: Nylon 66, UL94V-0/White
 GWT: Nylon 66, UL94V-0, GWT 750°C



Ordering Information & Dimensions:

PART NO.	Dimensions	
	A	B
2P	3.96	8.06
3P	7.92	12.02
4P	11.88	15.98
5P	15.84	19.94
6P	19.80	23.90
7P	23.76	27.86
8P	27.72	31.82
9P	31.68	35.78
10P	35.64	39.74
11P	39.60	43.70
12P	43.56	47.66
13P	47.52	51.62
14P	51.48	55.58
15P	55.44	59.54
16P	59.40	63.50

Unit: mm



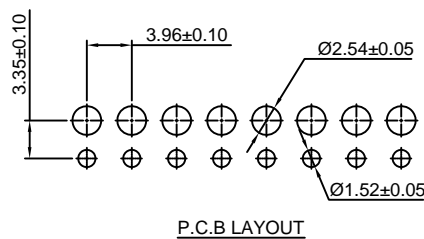
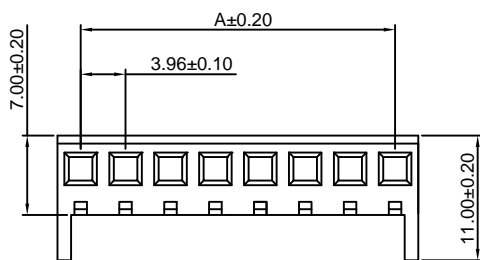
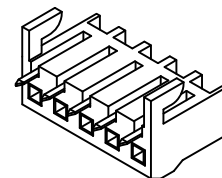
B3961BW-XP

3.96mm Pitch PC Board Connector-Bottom Entry

Reference Informations:

- *Material:
Terminal: Phosphor Bronze/Tin over Nickel
Housing: Nylon 66, UL94V-2
- *Mates with CJT A3961WV, WR, WVA, WRA-XP series Wafer
- *Color: White

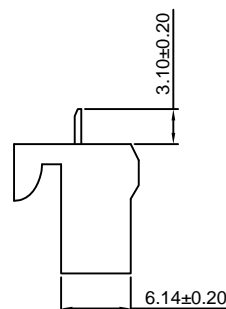
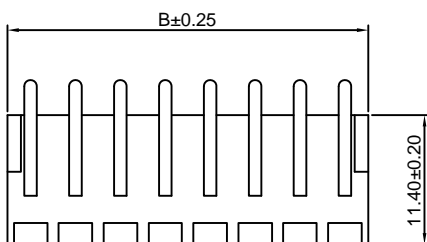
- Ordering Information:
B3961BW-XP - ***
 1 2
1. Part No.
 2. Material:
 (blank): Nylon 66, UL94V-2/Natural
 V0: Nylon 66, UL94V-0/White
 GWT: Nylon 66, UL94V-0, GWT 750°C



Ordering Information & Dimensions:

PART NO.	Dimensions	
	A	B
2P	3.96	8.06
3P	7.92	12.02
4P	11.88	15.98
5P	15.84	19.94
6P	19.80	23.90
7P	23.76	27.86
8P	27.72	31.82
9P	31.68	35.78
10P	35.64	39.74
11P	39.60	43.70
12P	43.56	47.66
13P	47.52	51.62
14P	51.48	55.58
15P	55.44	59.54
16P	59.40	63.50

Unit: mm



B3961CW-XP

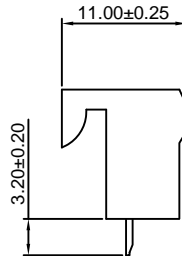
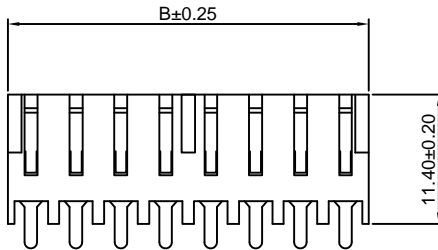
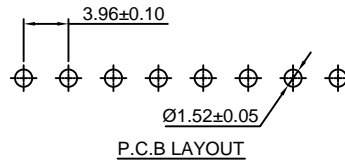
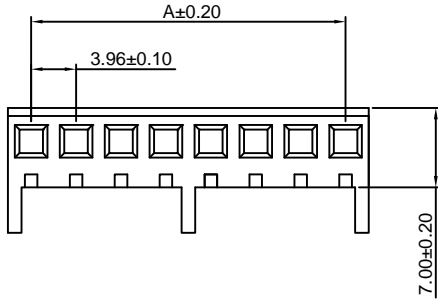
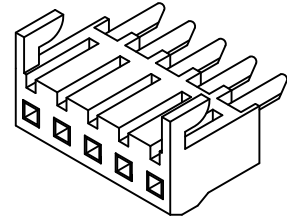
3.96mm Pitch PC Board Connector-Top Entry

Reference Informations:

- *Material:
Terminal: Phosphor Bronze/Tin over Nickel
Housing: Nylon 66, UL94V-2
- *Mates with CJT A3961WV, WR, WVA, WRA-XP series Wafer
- *Color: White

Ordering Information:

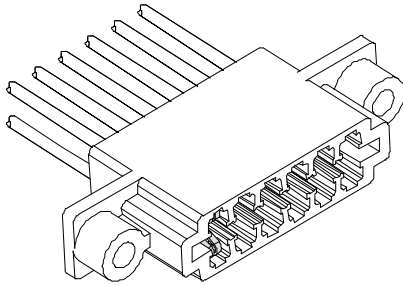
- B3961CW-XP - ***
 1 2
 1. Part No.
 2. Material:
 (blank): Nylon 66, UL94V-2/Natural
 VC: Nylon 66, UL94V-0/White
 GWT: Nylon 66, UL94V-0, GWT 750°C



Ordering Information & Dimensions:

PART NO.	Dimensions	
	A	B
2P	3.96	8.06
3P	7.92	12.02
4P	11.88	15.98
5P	15.84	19.94
6P	19.80	23.90
7P	23.76	27.86
8P	27.72	31.82
9P	31.68	35.78
10P	35.64	39.74
11P	39.60	43.70
12P	43.56	47.66
13P	47.52	51.62
14P	51.48	55.58
15P	55.44	59.54
16P	59.40	63.50

Unit: mm



Specifications

Current rating:5A AC,DC

Voltage rating:250V AC,DC

Temperature range:-40°C~+105°C

Contact resistance:20mΩMax.

Insulation resistance:5000MΩMin.

Withstanding voltage:1500V AC/minute

Compliant with RoHS and REACH

*Meet the HF/Halogen Free,GWT/Glow wire
Test (IEC60335-1) request,need to
customize*

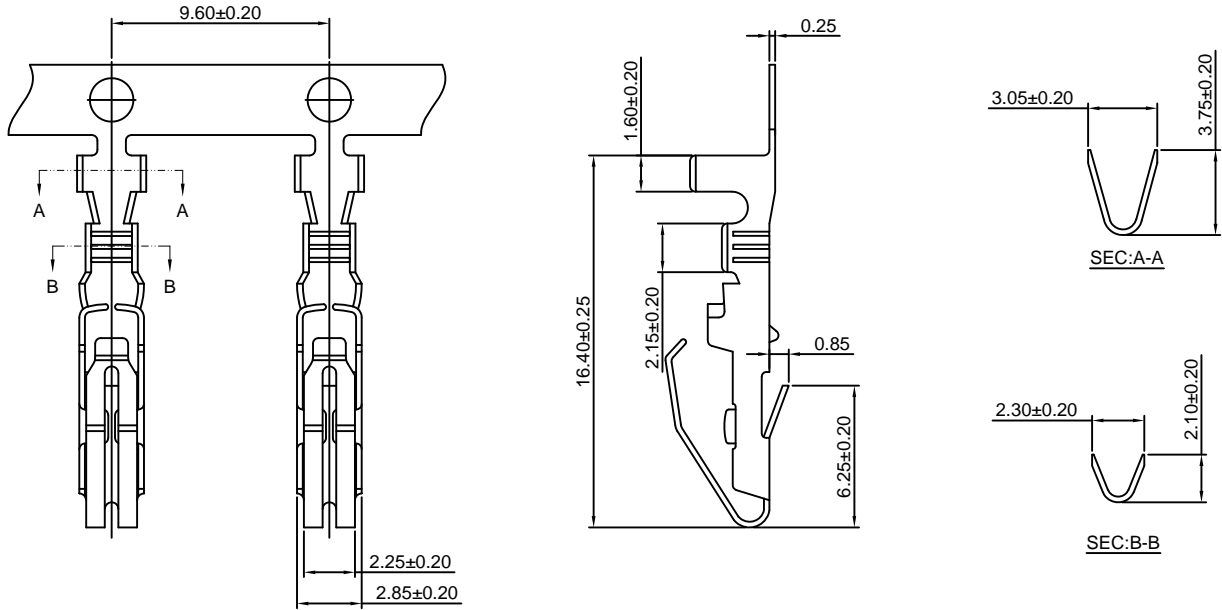
Contact CJT for details

B3962-T

3.96mm pitch Crimp Terminal

Reference Informations:

*Used in CJT B3962H-2xXP series Housing



Ordering information & Specifications:

Unit:mm

Part NO.	Wire Range	Insulation O.D.	Material	Finish	Qty/reel
B3962-TB	AWG#18-#24	3.10mm(max)	Brass	Tin over Nickel	5,000 PCS
B3962-GB	AWG#18-#24	3.10mm(max)	Brass	Gold over Nickel	5,000 PCS

Optional Gold plating available but MOQ requested

B3962H-2xXP

3.96mm pitch Housing

Reference Informations:

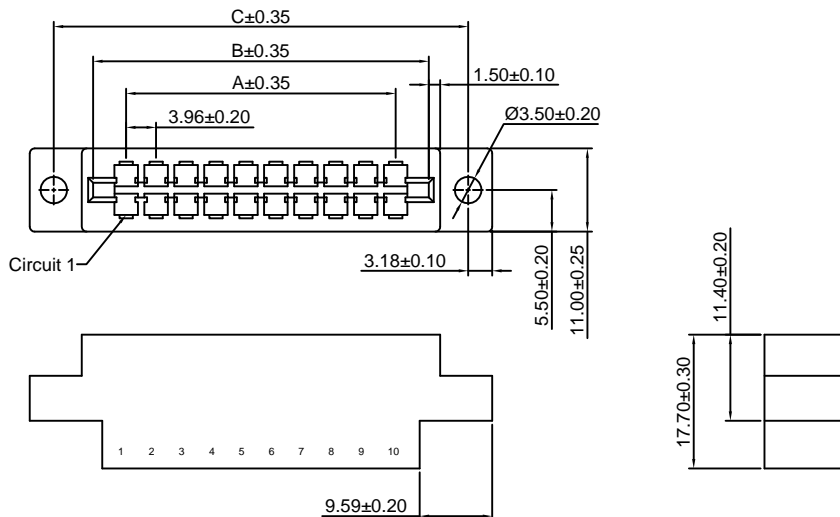
*Material:PBT,UL94V-0

*Suitable CJT B3962-T series Terminal

*Color:Black

A	B	C	D	E	F	G	H	I	J	K	L	M	N	O	P	Q	R	S	T	U	V	W	X	Y	Z	a	b	c	d	e	f	g	h	i	j
1	2	3	4	5	6	7	8	9	10	11	12	13	14	15	16	17	18	19	20	21	22	23	24	25	26	27	28	29	30	31	32	33	34	35	36

Circuit Identification On Side Surface



Ordering Information & Dimensions:

PART NO.	Dimensions		
	A	B	C
2x10P	35.64	44.40	54.80
2x18P	67.32	75.80	86.50
2x22P	83.16	91.70	102.40
2x28P	103.92	115.40	126.00
2x36P	138.60	147.40	153.20

Unit: mm

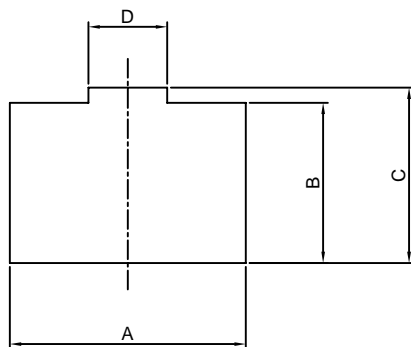
Specifications

- Current rating:10A AC,DC
- Voltage rating:300V AC,DC
- Temperature range:-40°C~+105°C
- Contact resistance:7mΩ Max.
- Insulation resistance:1000MΩ Min.
- Withstanding voltage:1500V AC/minute
- *Compliant with RoHS and REACH*
- *Meet the HF/Halogen Free,GWT/Glow wire Test (IEC60335-1) request,need to customize*
- *Contact CJT for details*

Standards



Panel hole layout



PART NO.	Dimensions			
	A	B	C	D
C1301(A)HM-2P	15.00	6.00	6.85	5.20
C1301(A)HM-3P	19.70	6.00	6.85	5.20
C1301(A)HM-4P	24.20	6.00	6.85	5.20
C1301(A)HM-2x2P	15.60	10.60	11.60	5.20
C1301(A)HM-2x3P	19.70	10.60	11.60	5.20
C1301(A)HM-3x3P	19.70	14.80	15.70	5.20
C1301(A)HM-3x4P	24.20	14.80	15.70	5.20
C1301(A)HM-3x5P	28.70	14.80	15.70	5.20

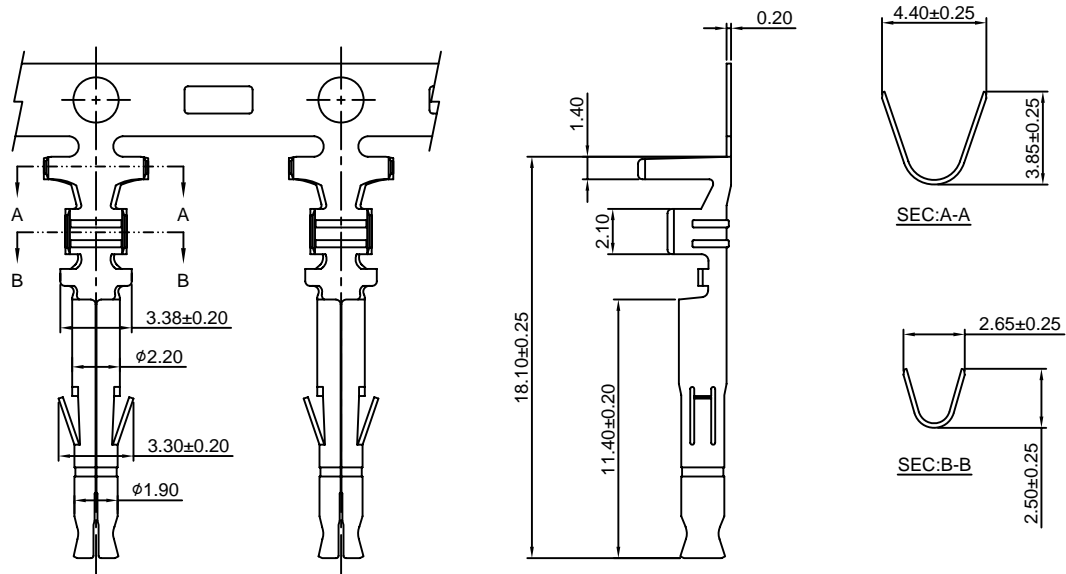
Unit:mm

C1301F-T

4.50mm pitch Crimp Terminal

Reference Informations:

*Used in CJT C1301HF series Housing



Ordering information & Specifications:

Unit:mm

Part NO.	Wire Range	Insulation O.D.	Material	Finish	Qty/reel
C1301F-TB	AWG#16-#20	3.40mm(max)	Brass	Tin over Nickel	3,500 PCS
C1301F-TP	AWG#16-#20	3.40mm(max)	Phosphor Bronze	Tin over Nickel	3,500 PCS
C1301F-GB	AWG#16-#20	3.40mm(max)	Brass	Gold over Nickel	3,500 PCS
C1301F-GP	AWG#16-#20	3.40mm(max)	Phosphor Bronze	Gold over Nickel	3,500 PCS

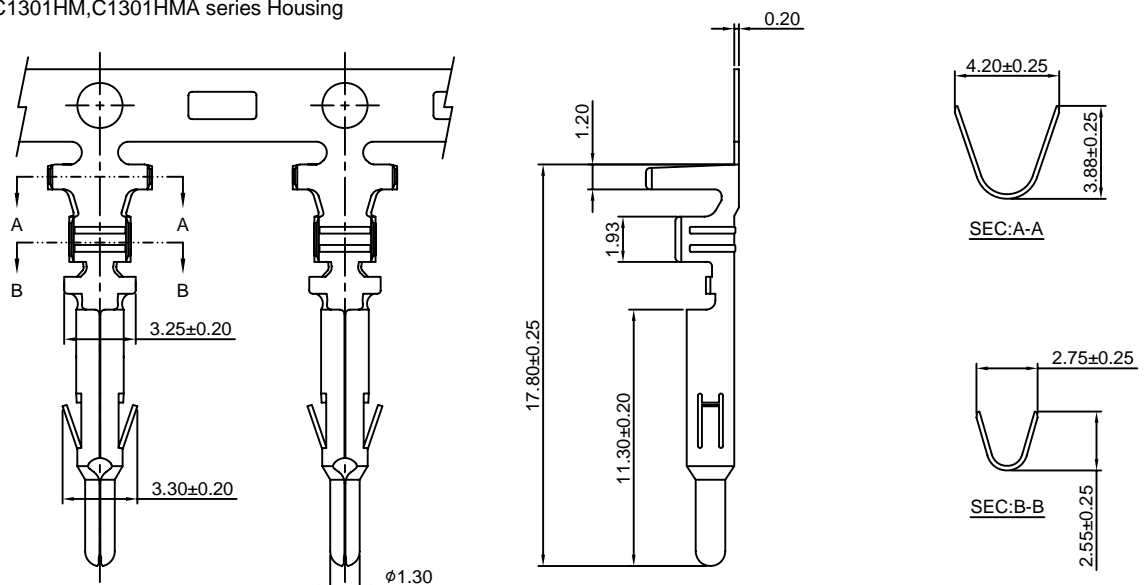
Optional Gold plating available but MOQ requested

C1301M-T

4.50mm pitch Crimp Terminal

Reference Informations:

*Used in CJT C1301HM,C1301HMA series Housing



Ordering information & Specifications:

Unit:mm

Part NO.	Wire Range	Insulation O.D.	Material	Finish	Qty/reel
C1301M-TB	AWG#16-#20	3.40mm(max)	Brass	Tin over Nickel	3,500 PCS
C1301M-TP	AWG#16-#20	3.40mm(max)	Phosphor Bronze	Tin over Nickel	3,500 PCS
C1301M-GB	AWG#16-#20	3.40mm(max)	Brass	Gold over Nickel	3,500 PCS
C1301M-GP	AWG#16-#20	3.40mm(max)	Phosphor Bronze	Gold over Nickel	3,500 PCS

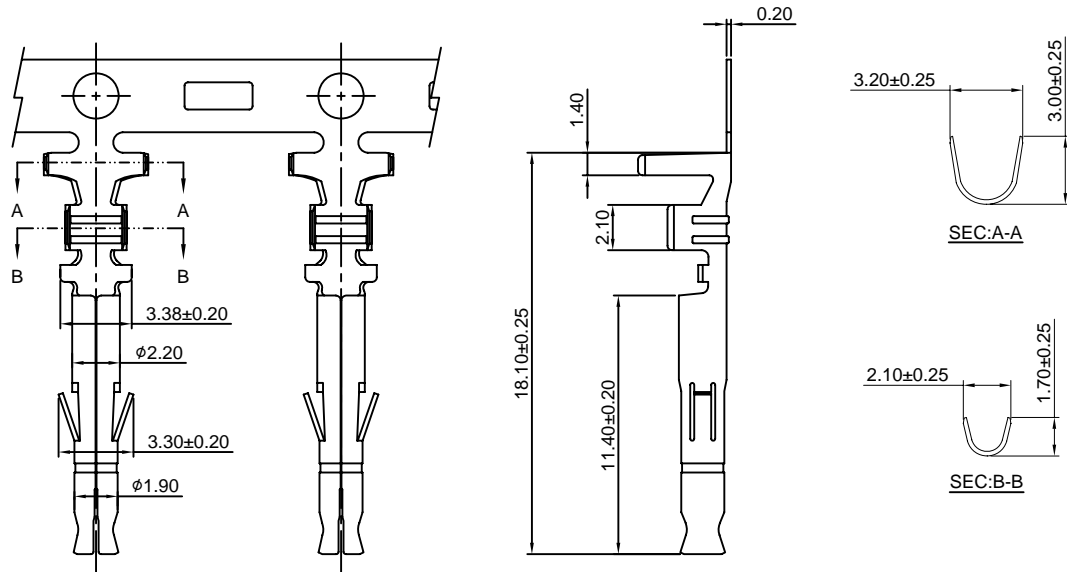
Optional Gold plating available but MOQ requested

C1301F-T-L

4.50mm pitch Crimp Terminal

Reference Informations:

*Used in CJT C1301HF series Housing



Ordering information & Specifications:

Unit:mm

Part NO.	Wire Range	Insulation O.D.	Material	Finish	Qty/reel
C1301F-TB-L	AWG#24-#28	1.80mm(max)	Brass	Tin over Nickel	3,500 PCS
C1301F-TP-L	AWG#24-#28	1.80mm(max)	Phosphor Bronze	Tin over Nickel	3,500 PCS
C1301F-GB-L	AWG#24-#28	1.80mm(max)	Brass	Gold over Nickel	3,500 PCS
C1301F-GP-L	AWG#24-#28	1.80mm(max)	Phosphor Bronze	Gold over Nickel	3,500 PCS

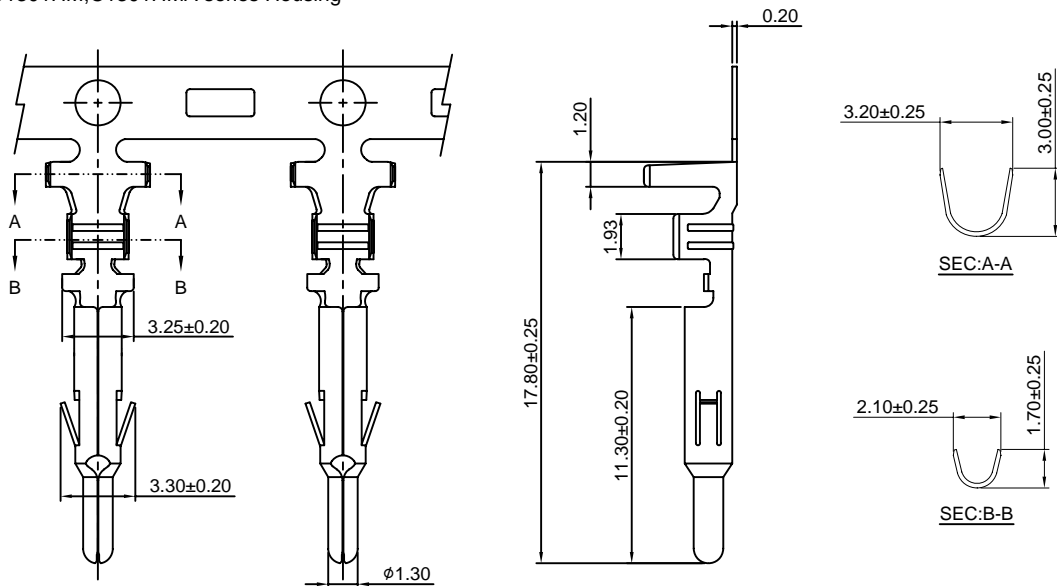
Optional Gold plating available but MOQ requested

C1301M-T-L

4.50mm pitch Crimp Terminal

Reference Informations:

*Used in CJT C1301HM,C1301HMA series Housing



Ordering information & Specifications:

Unit:mm

Part NO.	Wire Range	Insulation O.D.	Material	Finish	Qty/reel
C1301M-TB-L	AWG#24-#28	1.80mm(max)	Brass	Tin over Nickel	3,500 PCS
C1301M-TP-L	AWG#24-#28	1.80mm(max)	Phosphor Bronze	Tin over Nickel	3,500 PCS
C1301M-GB-L	AWG#24-#28	1.80mm(max)	Brass	Gold over Nickel	3,500 PCS
C1301M-GP-L	AWG#24-#28	1.80mm(max)	Phosphor Bronze	Gold over Nickel	3,500 PCS

Optional Gold plating available but MOQ requested

C1301H

4.50mm Pitch Housing

Reference Informations:

*Material: Nylon 66, UL94V-0

*C1301HM (Suitable Terminal: C1301M-T(-L))

*C1301HF (Suitable Terminal: C1301F-T(-L))

*Color: White

Ordering Information:

C1301HF-XP - ***

1 2

1. Part No.

2. Material:

(blank): Nylon 66, UL94V-0

V2: Nylon 66, UL94V-2

GWT: Nylon 66, UL94V-0, GWT 750°C

Ordering Information:

C1301HM<HMA>-XP - ***

1 2

1. Part No.

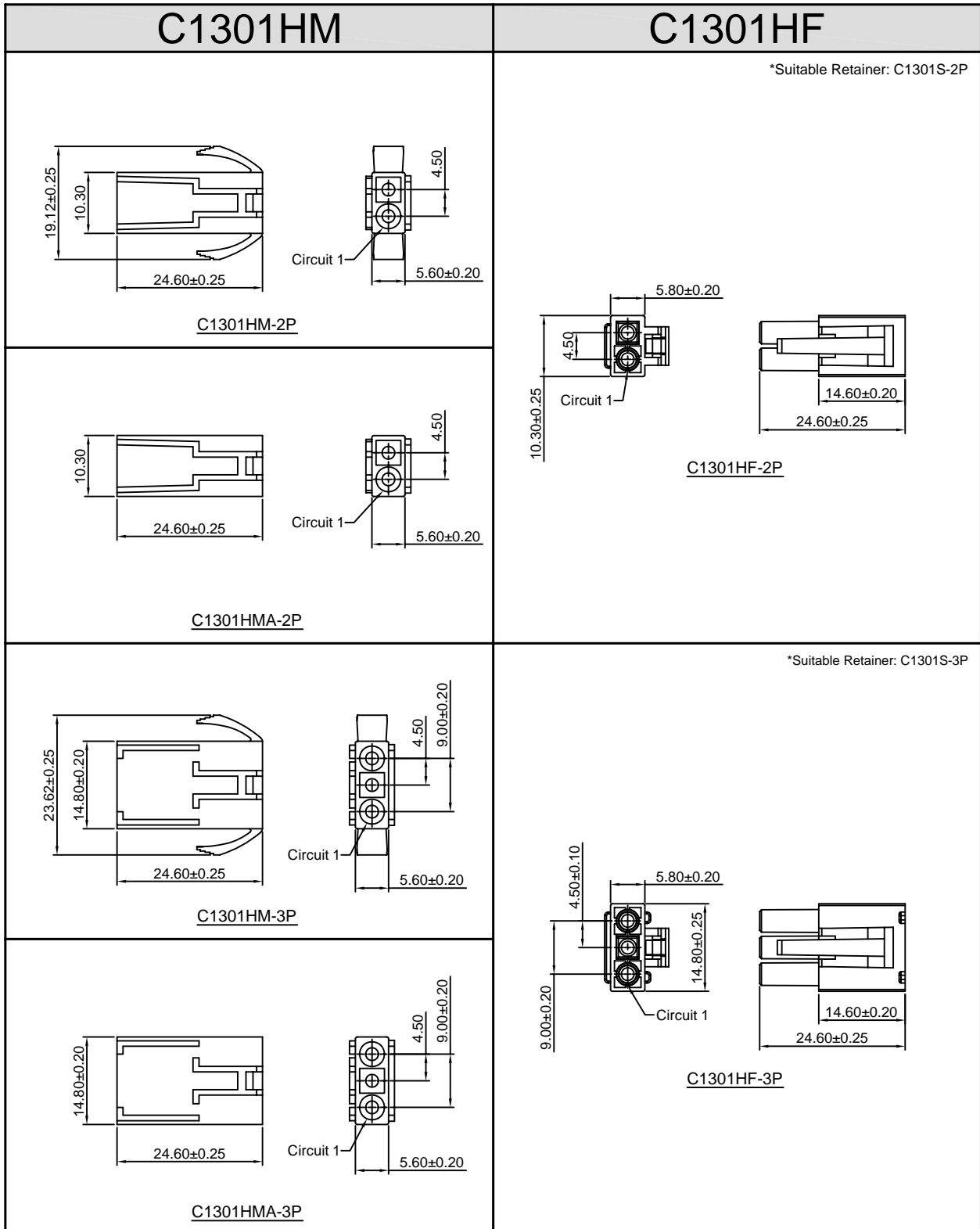
2. Material:

(blank): Nylon 66, UL94V-0

V2: Nylon 66, UL94V-2

GWT: Nylon 66, UL94V-0, GWT 750°C

Unit: mm



C1301H

4.50mm Pitch Housing

Reference Informations:

*Material: Nylon 66, UL94V-0

C1301HM (Suitable Terminal: C1301M-T(-L))

C1301HF (Suitable Terminal: C1301F-T(-L))

*Color: White

Ordering Information:

C1301HF-2xXP - ***
1 2

1. Part No.

2. Material:

(blank): Nylon 66, UL94V-0

V2: Nylon 66, UL94V-2

GWT: Nylon 66, UL94V-0, GWT 750°C

Ordering Information:

C1301HM<HMA>-2xXP - ***
1 2

1. Part No.

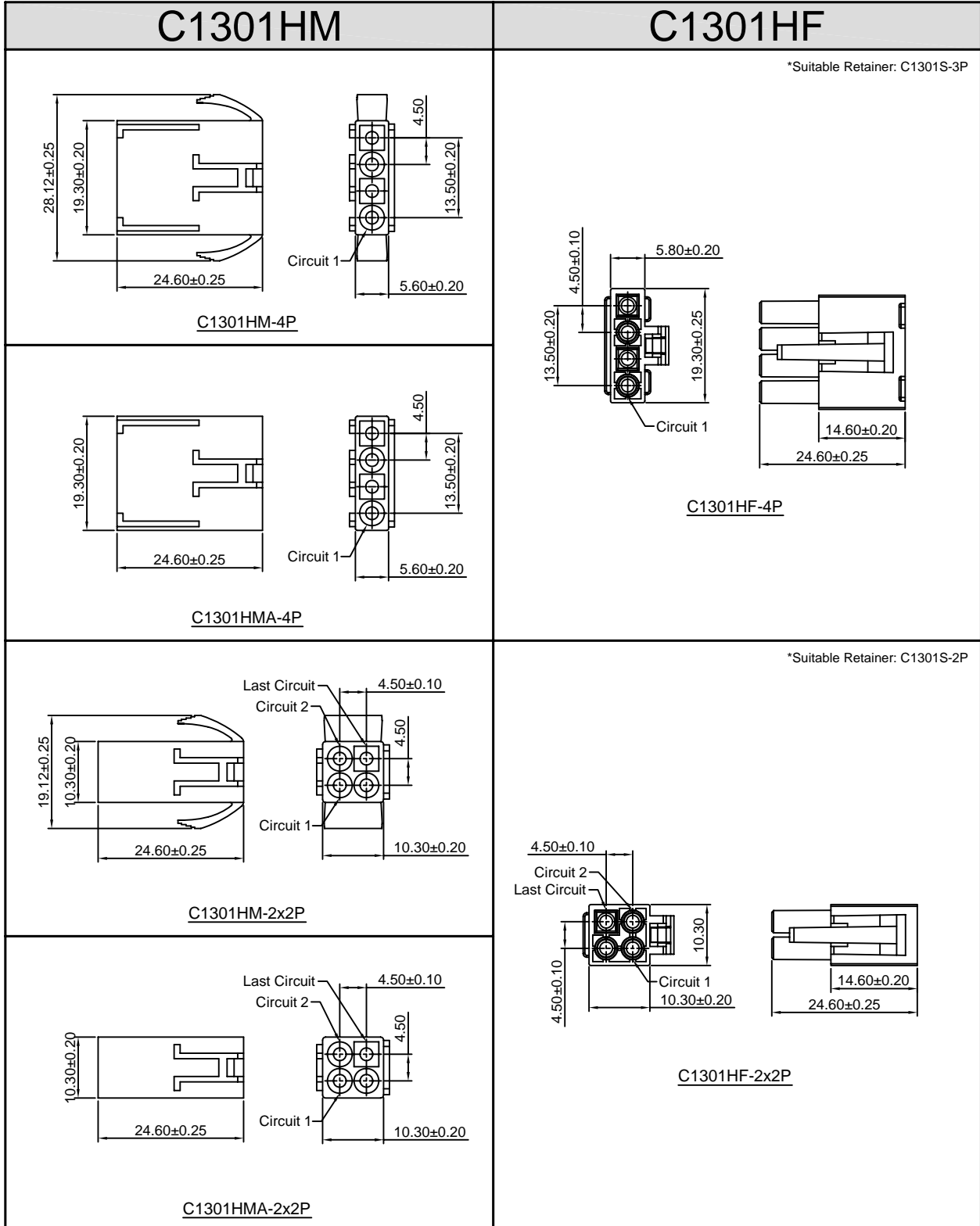
2. Material:

(blank): Nylon 66, UL94V-0

V2: Nylon 66, UL94V-2

GWT: Nylon 66, UL94V-0, GWT 750°C

Unit: mm



C1301H

4.50mm Pitch Housing

Reference Informations:

*Material:Nylon 66,UL94V-0

C1301HM(Suitable Terminal: C1301M-T(-L))

C1301HF(Suitable Terminal: C1301F-T(-L))

*Color:White

Ordering Information:

C1301HF-3xXP - ***
1 2

1.Part No.

2.Material:

(blank):Nylon 66,UL94V-0

V2:Nylon 66,UL94V-2

GWT:Nylon 66,UL94V-0,GWT 750°C

Ordering Information:

C1301HM<HMA>-3xXP - ***
1 2

1.Part No.

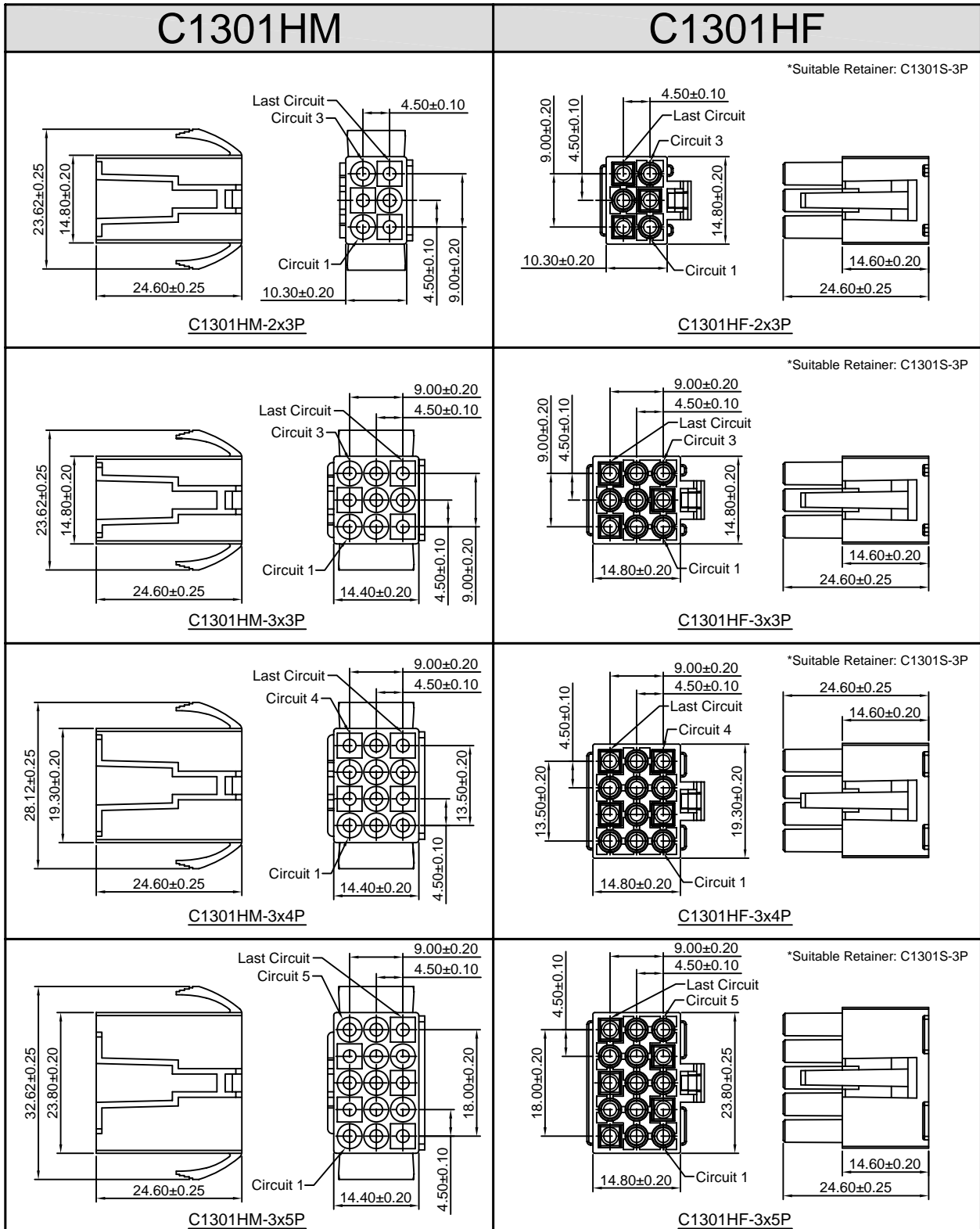
2.Material:

(blank):Nylon 66,UL94V-0

V2:Nylon 66,UL94V-2

GWT:Nylon 66,UL94V-0,GWT 750°C

Unit: mm



C1301S-XP

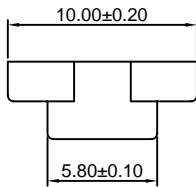
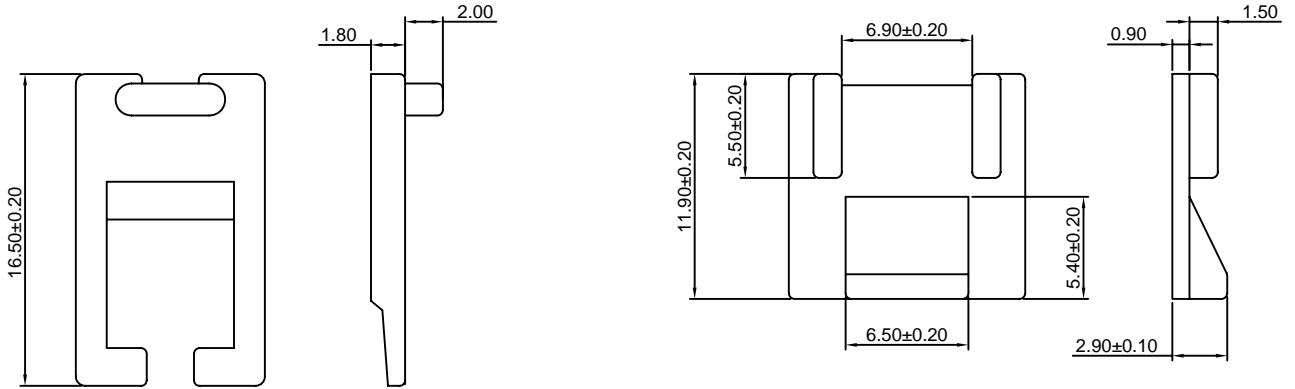
4.50mm pitch Retainer

Reference Informations:

*Material:Nylon 66,UL94V-2

*Used in CJT C1301HF Series Housing

*Color:Black



C1301S-2P

Ordering Information:

C1301S-XP - ***

1 2

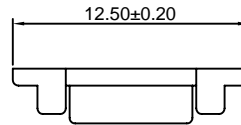
1.Part No.

2.Material:

(blank):Nylon 66,UL94V-2

V0:Nylon 66,UL94V-0

GWT:Nylon 66,UL94V-0,GWT 750°C



C1301S-3P

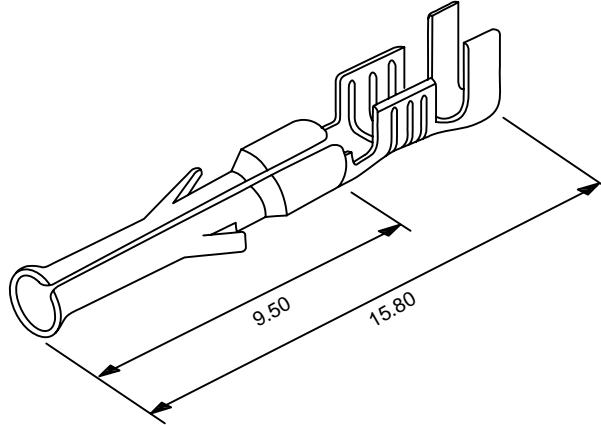
Unit: mm

C1301AF-T

4.50mm pitch Crimp Terminal

Reference Informations:

*Used in CJT C1301AHF series Housing



Ordering information & Specifications:

Unit:mm

Part NO	Wire Range	Insulation O.D.	Material	Finish	Qty/reel
C1301AF-TB	AWG#16-#20	3.40mm(max)	Brass	Tin over Nickel	3,500 PCS
C1301AF-GB	AWG#16-#20	3.40mm(max)	Brass	Gold over Nickel	3,500 PCS

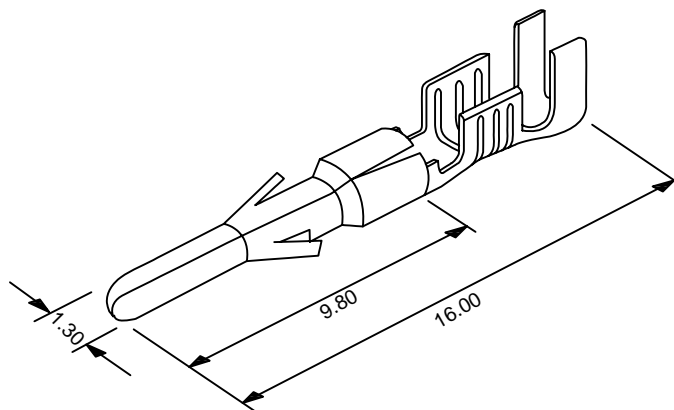
Optional Gold plating available but MOQ requested

C1301AM-T

4.50mm pitch Crimp Terminal

Reference Informations:

*Used in CJT C1301AHM,C1301AHMA series Housing



Ordering information & Specifications:

Unit:mm

Part NO	Wire Range	Insulation O.D.	Material	Finish	Qty/reel
C1301AM-TB	AWG#16-#20	3.40mm(max)	Brass	Tin over Nickel	3,500 PCS
C1301AM-GB	AWG#16-#20	3.40mm(max)	Brass	Gold over Nickel	3,500 PCS

Optional Gold plating available but MOQ requested

C1301H

4.50mm Pitch Housing

Reference Informations:

*Material:Nylon 66,UL94V-2

C1301AHM(Suitable Terminal: C1301AM-T)

C1301AHF(Suitable Terminal: C1301AF-T)

*Color:Light green

Ordering Information:

C1301AHF-XP - ***
1 2

1.Part No.

2.Material:

(blank):Nylon 66,UL94V-2

V0:Nylon 66,UL94V-0

GWT:Nylon 66,UL94V-0,GWT 750°C

Ordering Information:

C1301AHM<AHMA>-XP - ***
1 2

1.Part No.

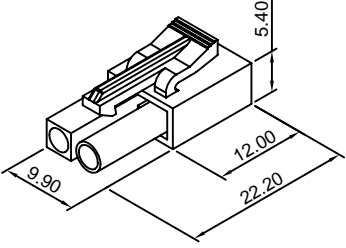
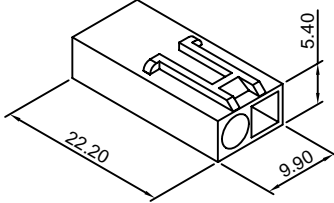
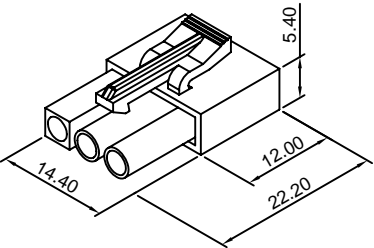
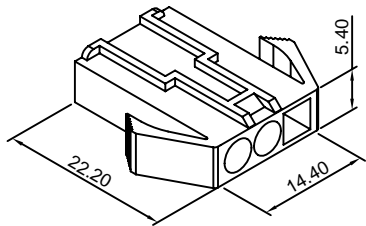
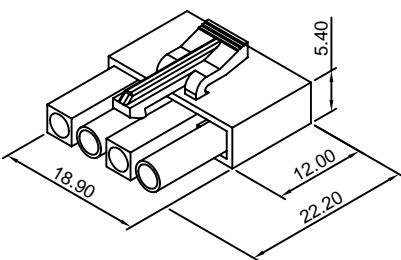
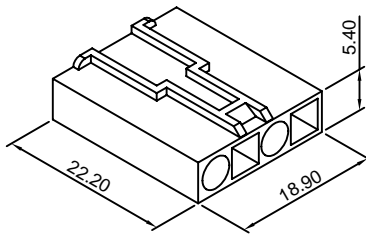
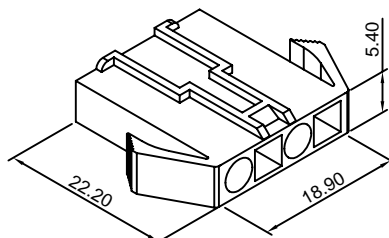
2.Material:

(blank):Nylon 66,UL94V-2

V0:Nylon 66,UL94V-0

GWT:Nylon 66,UL94V-0,GWT 750°C

Unit: mm

C1301AHF	C1301AHM
 <p data-bbox="411 896 550 922">C1301AHF-2P</p>	 <p data-bbox="1029 757 1189 784">C1301AHMA-2P</p>
 <p data-bbox="411 1332 550 1359">C1301AHF-3P</p>	 <p data-bbox="1029 1332 1189 1359">C1301AHM-3P</p>
 <p data-bbox="411 1836 550 1863">C1301AHF-4P</p>	 <p data-bbox="1029 1668 1189 1695">C1301AHMA-4P</p>  <p data-bbox="1029 2004 1189 2031">C1301AHM-4P</p>

C1301H

4.50mm Pitch Housing

Reference Informations:

*Material:Nylon 66,UL94V-2

C1301AHM(Suitable Terminal: C1301AM-T)

C1301AHF(Suitable Terminal: C1301AF-T)

*Color:Light green

Ordering Information:

C1301AHF-2xXP - ***
 $\frac{1}{2}$

1.Part No.

2.Material:

(blank):Nylon 66,UL94V-2

V0:Nylon 66,UL94V-0

GWT:Nylon 66,UL94V-0,GWT 750°C

Ordering Information:

C1301AHM<AHMA>-2xXP - ***
 $\frac{1}{2}$

1.Part No.

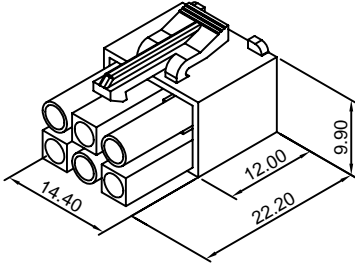
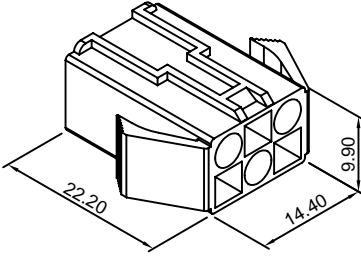
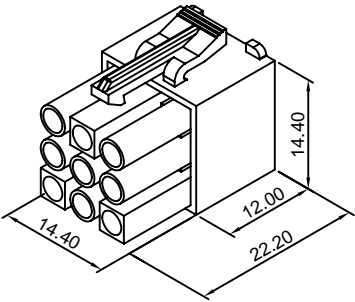
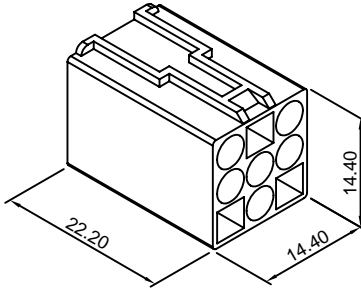
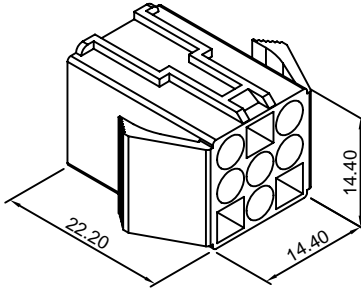
2.Material:

(blank):Nylon 66,UL94V-2

V0:Nylon 66,UL94V-0

GWT:Nylon 66,UL94V-0,GWT 750°C

Unit: mm

C1301AHF	C1301AHM
 <p data-bbox="397 875 560 902">C1301AHF-2x3P</p>	 <p data-bbox="1023 875 1185 902">C1301AHM-2x3P</p>
 <p data-bbox="397 1507 560 1534">C1301AHF-3x3P</p>	 <p data-bbox="1015 1294 1193 1321">C1301AHMA-3x3P</p>
	 <p data-bbox="1023 1765 1185 1792">C1301AHM-3x3P</p>

C1301H

4.50mm Pitch Housing

Reference Informations:

*Material:Nylon 66,UL94V-2

C1301AHM(Suitable Terminal: C1301AM-T)

C1301AHF(Suitable Terminal: C1301AF-T)

*Color:Light green

Ordering Information:

C1301AHF-3xXP - ***

1 2

1.Part No.

2.Material:

(blank):Nylon 66,UL94V-2

V0:Nylon 66,UL94V-0

GWT:Nylon 66,UL94V-0,GWT 750°C

Ordering Information:

C1301AHM<AHMA>-3xXP - ***

1 2

1.Part No.

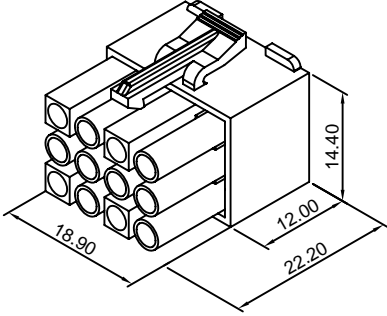
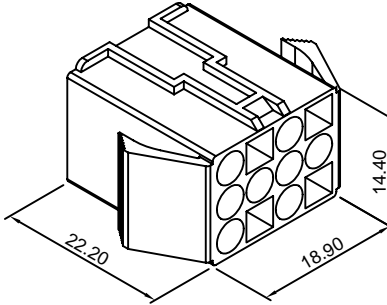
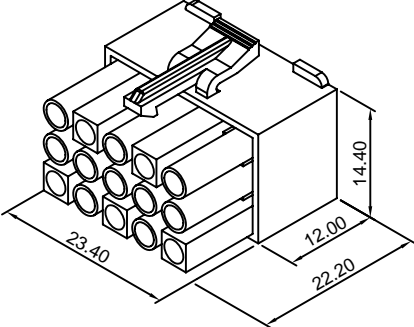
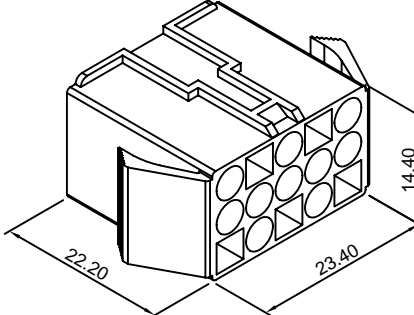
2.Material:

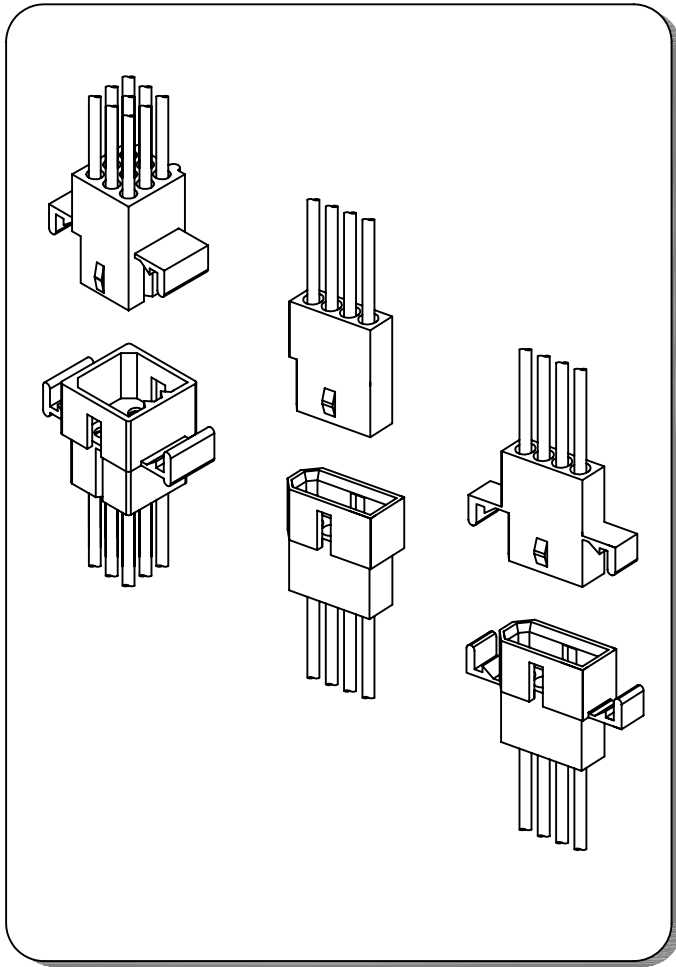
(blank):Nylon 66,UL94V-2

V0:Nylon 66,UL94V-0

GWT:Nylon 66,UL94V-0,GWT 750°C

Unit: mm

C1301AHF	C1301AHM
 <p data-bbox="397 965 560 992">C1301AHF-3x4P</p>	 <p data-bbox="1023 965 1185 992">C1301AHM-3x4P</p>
 <p data-bbox="397 1480 560 1507">C1301AHF-3x5P</p>	 <p data-bbox="1023 1480 1185 1507">C1301AHM-3x5P</p>



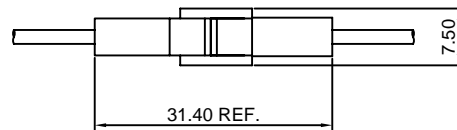
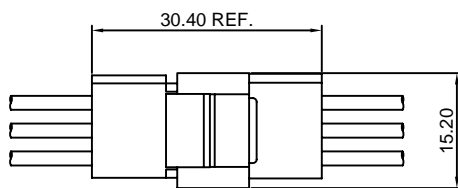
Specifications

- Current rating:5A AC,DC
- Voltage rating:250V AC,DC
- Temperature range:-40°C~+105°C
- Contact resistance:10mΩ Max.
- Insulation resistance:1000MΩ Min.
- Withstanding voltage:1500V AC/minute
- *Compliant with RoHS and REACH*
- *Meet the HF/Halogen Free,GWT/Glow wire Test (IEC60335-1) request,need to customize*
- *Contact CJT for details*

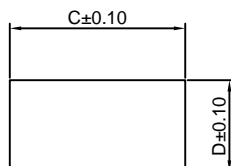
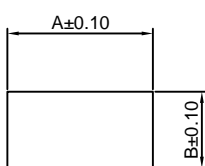
Standards



Assembly layout



Panel hole layout



PART NO.	Dimensions	
	A	B
C1581HFB-2P	12.83	6.73
C1581HFB-3P	16.51	6.73
C1581HFB-4P	19.94	6.60
C1581HFB-2x2P	12.85	10.16
C1581HFB-2x3P	12.83	14.02
C1581HFB-3x3P	16.51	14.02
C1581HFB-3x4P	20.19	14.30
C1581HFB-3x5P	23.62	14.45

PART NO.	Dimensions	
	C	D
C1581HMB-2P	15.47	8.08
C1581HMB-3P	19.15	8.08
C1581HMB-4P	21.97	7.92
C1581HMB-2x2P	15.62	11.81
C1581HMB-2x3P	15.42	15.62
C1581HMB-3x3P	19.10	15.62
C1581HMB-3x4P	22.94	15.60
C1581HMB-3x5P	26.21	15.75

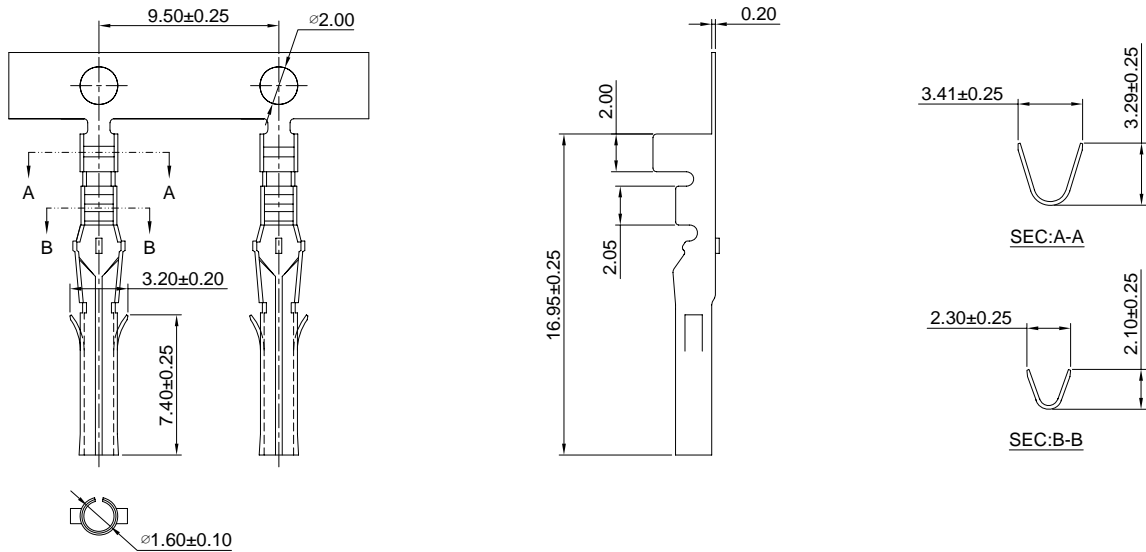
Unit:mm

C1581F-T

3.68mm pitch Crimp Terminal

Reference Informations:

*Used in CJT C1581HFB,C1581HFC series Housing



Ordering information & Specifications:

Unit:mm

Part NO.	Wire Range	Insulation O.D.	Material	Finish	Qty/reel
C1581F-TB	AWG#20-#24	1.85mm(max)	Brass	Tin over Nickel	8,000 PCS
C1581F-TP	AWG#20-#24	1.85mm(max)	Phosphor Bronze	Tin over Nickel	8,000 PCS
C1581F-GB	AWG#20-#24	1.85mm(max)	Brass	Gold over Nickel	8,000 PCS
C1581F-GP	AWG#20-#24	1.85mm(max)	Phosphor Bronze	Gold over Nickel	8,000 PCS

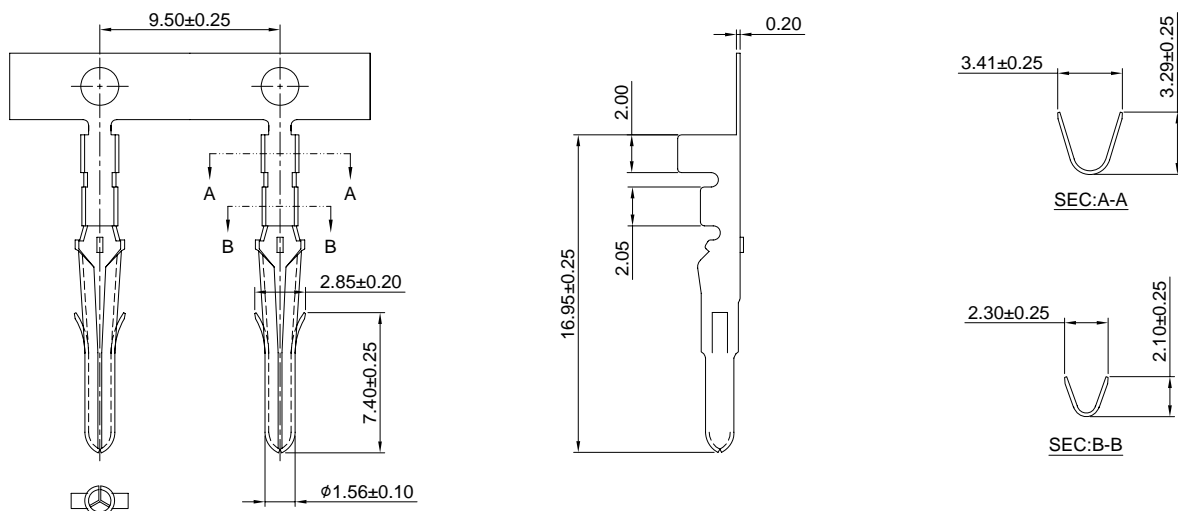
Optional Gold plating available but MOQ requested

C1581M-T

3.68mm pitch Crimp Terminal

Reference Informations:

*Used in CJT C1581HMB,C1581HMC series Housing



Ordering information & Specifications:

Unit:mm

Part NO.	Wire Range	Insulation O.D.	Material	Finish	Qty/reel
C1581M-TB	AWG#20-#24	1.85mm(max)	Brass	Tin over Nickel	8,000 PCS
C1581M-TP	AWG#20-#24	1.85mm(max)	Phosphor Bronze	Tin over Nickel	8,000 PCS
C1581M-GB	AWG#20-#24	1.85mm(max)	Brass	Gold over Nickel	8,000 PCS
C1581M-GP	AWG#20-#24	1.85mm(max)	Phosphor Bronze	Gold over Nickel	8,000 PCS

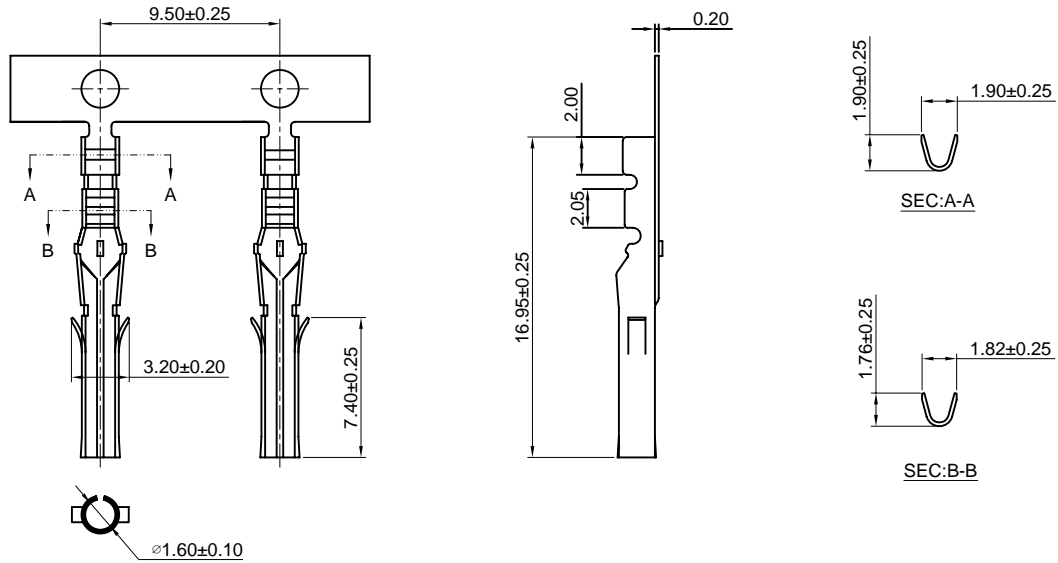
Optional Gold plating available but MOQ requested

C1581F-T-L

3.68mm pitch Crimp Terminal

Reference Informations:

*Used in CJT C1581HFB,C1581HFC series Housing



Ordering information & Specifications:

Unit:mm

Part NO.	Wire Range	Insulation O.D.	Material	Finish	Qty/reel
C1581F-TB-L	AWG#24-#30	1.57mm(max)	Brass	Tin over Nickel	8,000 PCS
C1581F-TP-L	AWG#24-#30	1.57mm(max)	Phosphor Bronze	Tin over Nickel	8,000 PCS
C1581F-GB-L	AWG#24-#30	1.57mm(max)	Brass	Gold over Nickel	8,000 PCS
C1581F-GP-L	AWG#24-#30	1.57mm(max)	Phosphor Bronze	Gold over Nickel	8,000 PCS

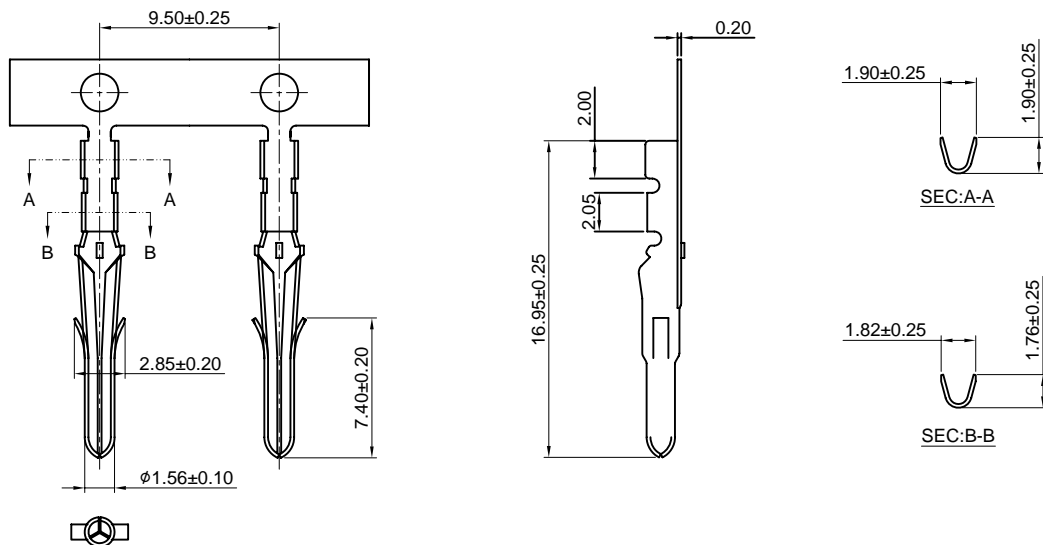
Optional Gold plating available but MOQ requested

C1581M-T-L

3.68mm pitch Crimp Terminal

Reference Informations:

*Used in CJT C1581HMB,C1581HMC series Housing



Ordering information & Specifications:

Unit:mm

Part NO.	Wire Range	Insulation O.D.	Material	Finish	Qty/reel
C1581M-TB-L	AWG#24-#30	1.57mm(max)	Brass	Tin over Nickel	8,000 PCS
C1581M-TP-L	AWG#24-#30	1.57mm(max)	Phosphor Bronze	Tin over Nickel	8,000 PCS
C1581M-GB-L	AWG#24-#30	1.57mm(max)	Brass	Gold over Nickel	8,000 PCS
C1581M-GP-L	AWG#24-#30	1.57mm(max)	Phosphor Bronze	Gold over Nickel	8,000 PCS

Optional Gold plating available but MOQ requested

C1581H

3.68mm Pitch Housing

Reference Informations:

- *Material:Nylon 66,UL94V-2
- *C1581HMB(Suitable Terminal:C1581M-T(-L))
- *C1581HFB(Suitable Terminal:C1581F-T(-L))
- *Color:Natural

Ordering Information:

- C1581HMB-XP - ***
 1 2
 1.Part No.
 2.Material:
 (blank):Nylon 66,UL94V-2/Natural
 V0:Nylon 66,UL94V-0/White
 GWT:Nylon 66,UL94V-0,GWT 750°C

Ordering Information:

- C1581HFB-XP - ***
 1 2
 1.Part No.
 2.Material:
 (blank):Nylon 66,UL94V-2/Natural
 V0:Nylon 66,UL94V-0/White
 GWT:Nylon 66,UL94V-0,GWT 750°C

Unit: mm

C1581HMB	C1581HFB
<p><u>C1581HM-1P</u></p>	<p><u>C1581HF-1P</u></p>
<p><u>C1581HMB-2P</u></p>	<p><u>C1581HFB-2P</u></p>
<p><u>C1581HMB-3P</u></p>	<p><u>C1581HFB-3P</u></p>
<p><u>C1581HMB-4P</u></p>	<p><u>C1581HFB-4P</u></p>

C1581H

3.68mm Pitch Housing

Reference Informations:

- *Material:Nylon 66,UL94V-2
- *C1581HMB(Suitable Terminal:C1581M-T(-L))
- *C1581HFB(Suitable Terminal:C1581F-T(-L))
- *Color:Natural

Ordering Information:

C1581HMB-2xXP - ***
1 2

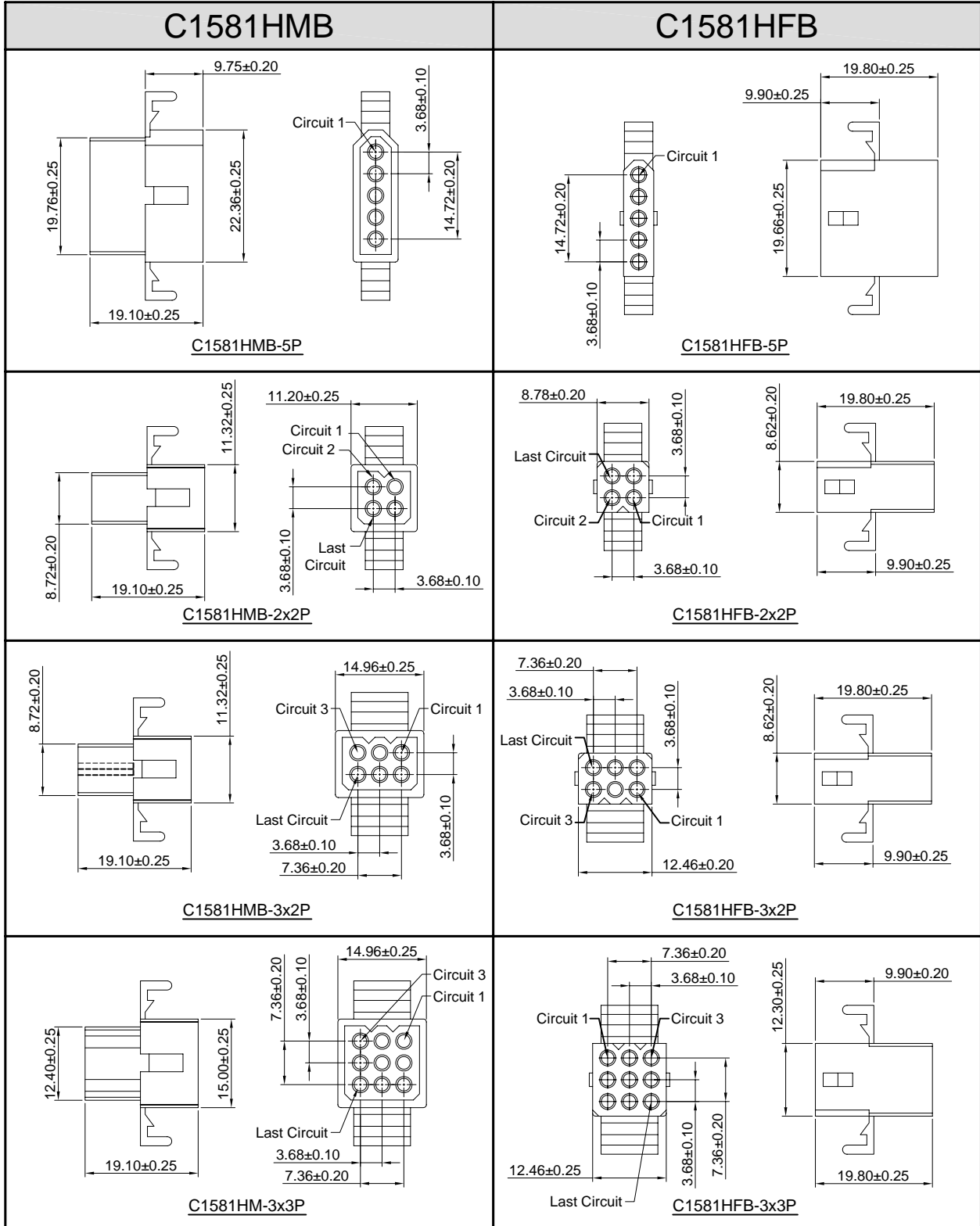
- 1.Part No.
- 2.Material:
(blank):Nylon 66,UL94V-2/Natural
V0:Nylon 66,UL94V-0/White
GWT:Nylon 66,UL94V-0,GWT 750°C

Ordering Information:

C1581HFB-2xXP - ***
1 2

- 1.Part No.
- 2.Material:
(blank):Nylon 66,UL94V-2/Natural
V0:Nylon 66,UL94V-0/White
GWT:Nylon 66,UL94V-0,GWT 750°C

Unit: mm



C1581H

3.68mm Pitch Housing

Reference Informations:

- *Material:Nylon 66,UL94V-2
- *C1581HMB(Suitable Terminal:C1581M-T(-L))
- *C1581HFB(Suitable Terminal:C1581F-T(-L))
- *Color:Natural

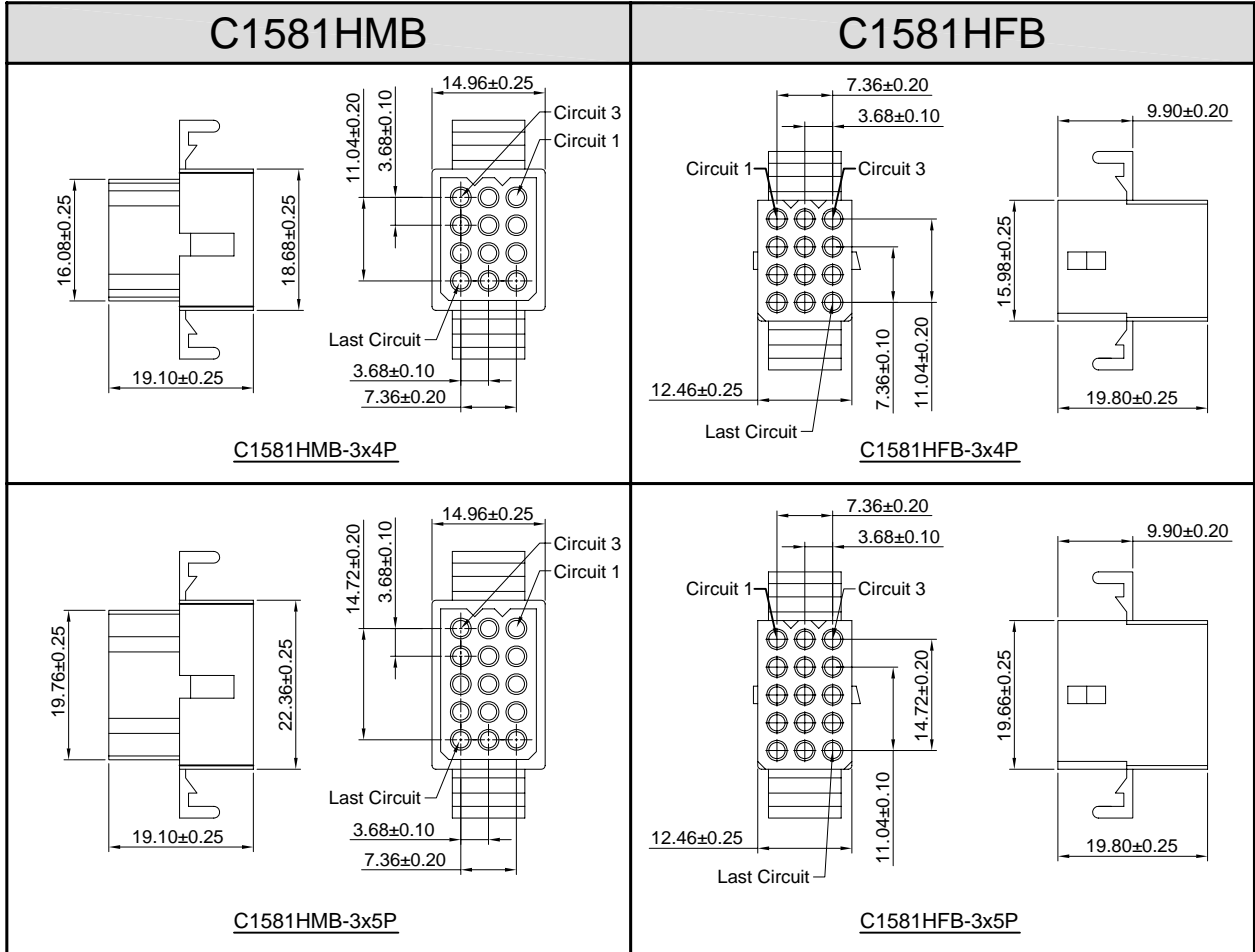
Ordering Information:
C1581HMB-3xXP - ***
 1 2

- 1.Part No.
- 2.Material:
 (blank):Nylon 66,UL94V-2/Natural
 V0:Nylon 66,UL94V-0/White
 GWT:Nylon 66,UL94V-0,GWT 750°C

Ordering Information:
C1581HFB-3xXP - ***
 1 2

- 1.Part No.
- 2.Material:
 (blank):Nylon 66,UL94V-2/Natural
 V0:Nylon 66,UL94V-0/White
 GWT:Nylon 66,UL94V-0,GWT 750°C

Unit: mm



C1581H

3.68mm Pitch Housing

Reference Informations:

- *Material:Nylon 66,UL94V-2
- *C1581HMC(Suitable Terminal:C1581M-T(-L))
- *C1581HFC(Suitable Terminal:C1581F-T(-L))
- *Color:Natural

Ordering Information:

- C1581HMC-XP - ***
 1 2
 1.Part No.
 2.Material:
 (blank):Nylon 66,UL94V-2/Natural
 V0:Nylon 66,UL94V-0/White
 GWT:Nylon 66,UL94V-0,GWT 750°C

Ordering Information:

- C1581HFC-XP - ***
 1 2
 1.Part No.
 2.Material:
 (blank):Nylon 66,UL94V-2/Natural
 V0:Nylon 66,UL94V-0/White
 GWT:Nylon 66,UL94V-0,GWT 750°C

Unit: mm

C1581HMC	C1581HFC
<p style="text-align: center;"><u>C1581HMC-2P</u></p>	<p style="text-align: center;"><u>C1581HFC-2P</u></p>
<p style="text-align: center;"><u>C1581HMC-3P</u></p>	<p style="text-align: center;"><u>C1581HFC-3P</u></p>
<p style="text-align: center;"><u>C1581HMC-4P</u></p>	<p style="text-align: center;"><u>C1581HFC-4P</u></p>
<p style="text-align: center;"><u>C1581HMC-5P</u></p>	<p style="text-align: center;"><u>C1581HFC-5P</u></p>

C1581H

3.68mm Pitch Housing

Reference Informations:

- *Material:Nylon 66,UL94V-2
- *C1581HMC(Suitable Terminal:C1581M-T(-L))
- *C1581HFC(Suitable Terminal:C1581F-T(-L))
- *Color:Natural

Ordering Information:

C1581HMC-2xXP - ***
1 2

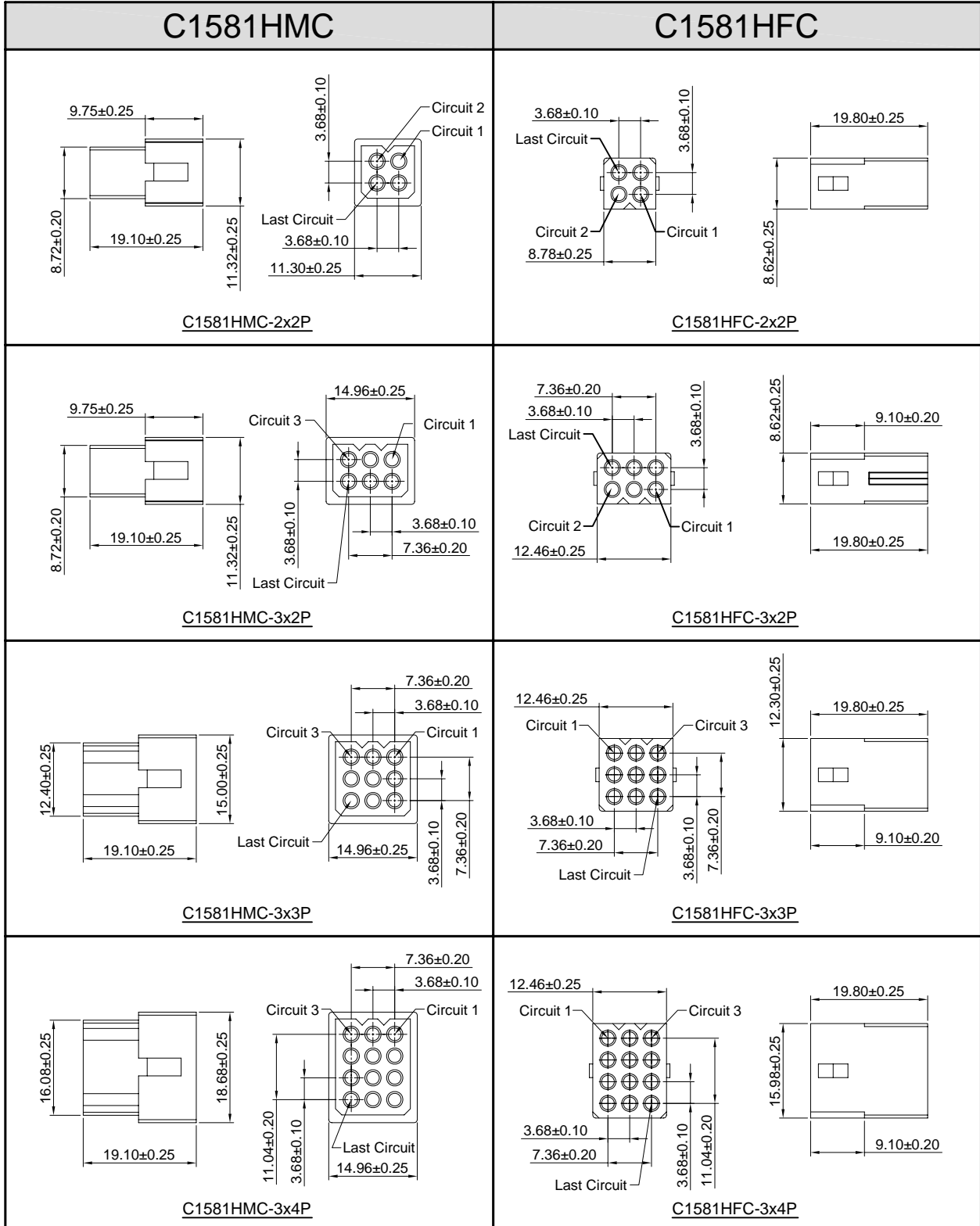
- 1.Part No.
- 2.Material:
(blank):Nylon 66,UL94V-2/Natural
V0:Nylon 66,UL94V-0/White
GWT:Nylon 66,UL94V-0,GWT 750°C

Ordering Information:

C1581HFC-2xXP - ***
1 2

- 1.Part No.
- 2.Material:
(blank):Nylon 66,UL94V-2/Natural
V0:Nylon 66,UL94V-0/White
GWT:Nylon 66,UL94V-0,GWT 750°C

Unit: mm



C1581H

3.68mm Pitch Housing

Reference Informations:

- *Material: Nylon 66, UL94V-2
- *C1581HMC (Suitable Terminal: C1581M-T(-L))
- *C1581HFC (Suitable Terminal: C1581F-T(-L))
- *Color: Natural

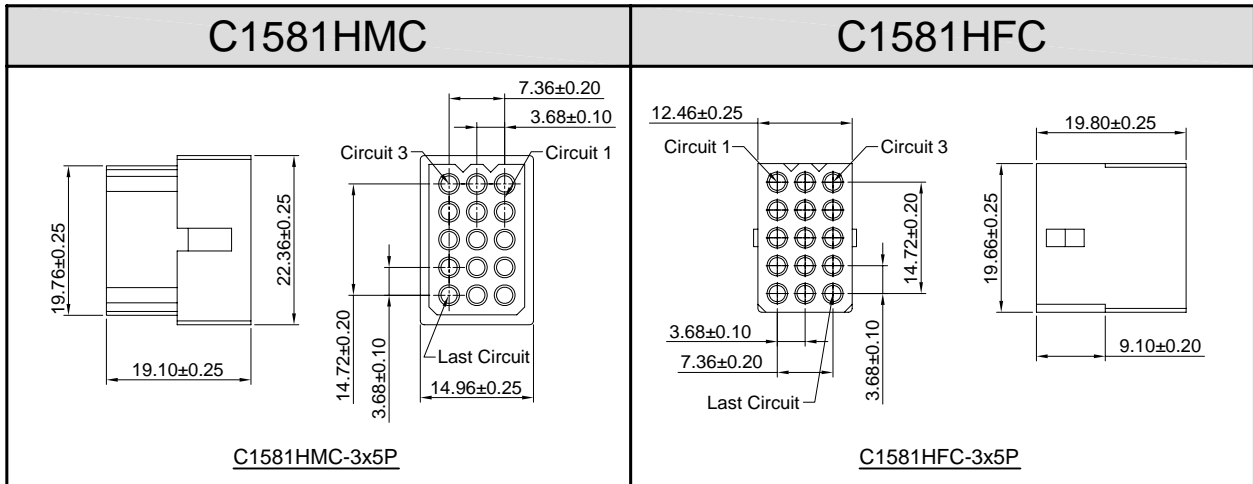
Ordering Information:

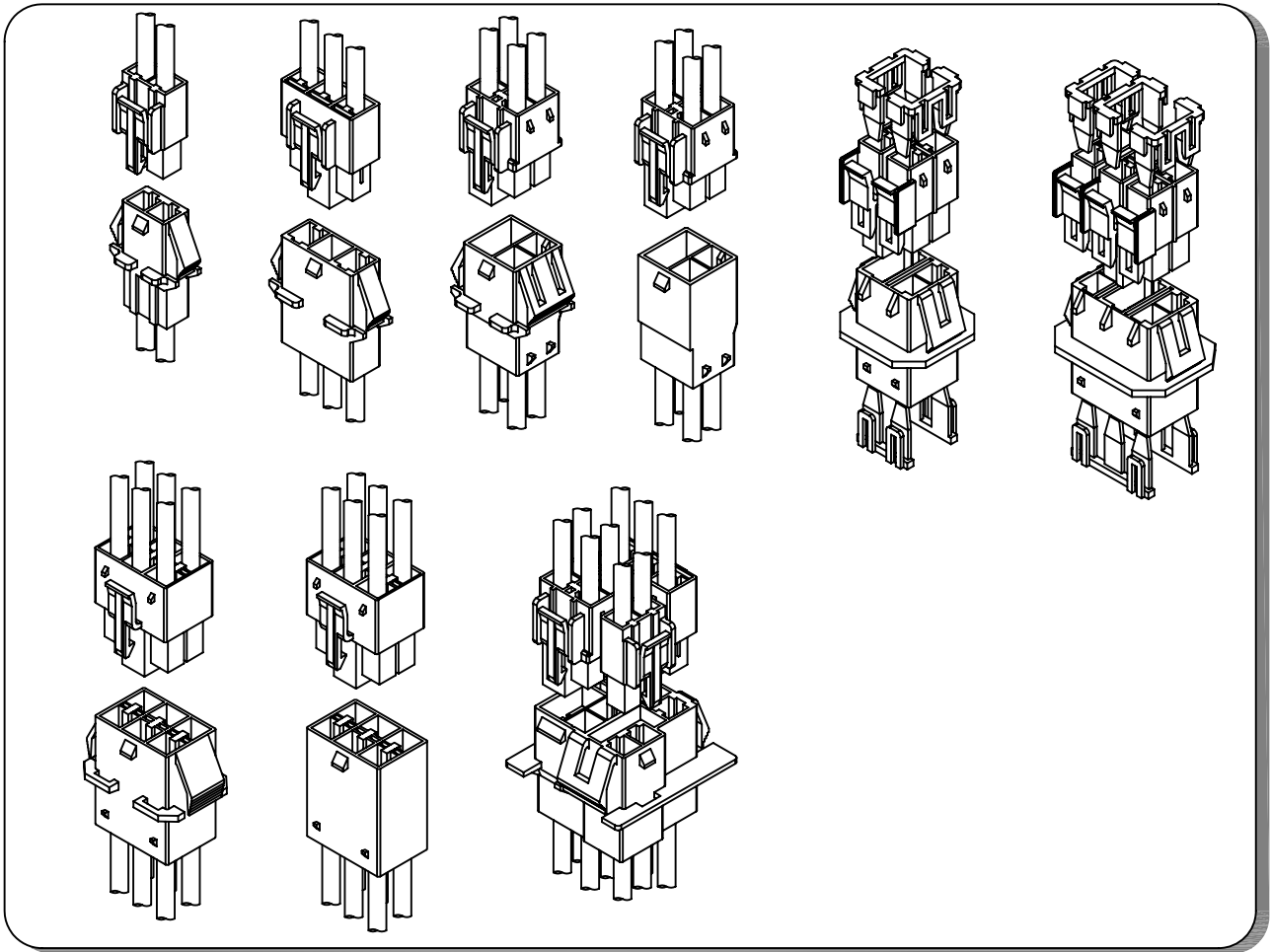
- C1581HMC-3xXP - ***
- | | |
|---|---|
| 1 | 2 |
|---|---|
1. Part No.
2. Material:
(blank): Nylon 66, UL94V-2/Natural
V0: Nylon 66, UL94V-0/White
GWT: Nylon 66, UL94V-0, GWT 750°C

Ordering Information:

- C1581HFC-3xXP - ***
- | | |
|---|---|
| 1 | 2 |
|---|---|
1. Part No.
2. Material:
(blank): Nylon 66, UL94V-2/Natural
V0: Nylon 66, UL94V-0/White
GWT: Nylon 66, UL94V-0, GWT 750°C

Unit: mm





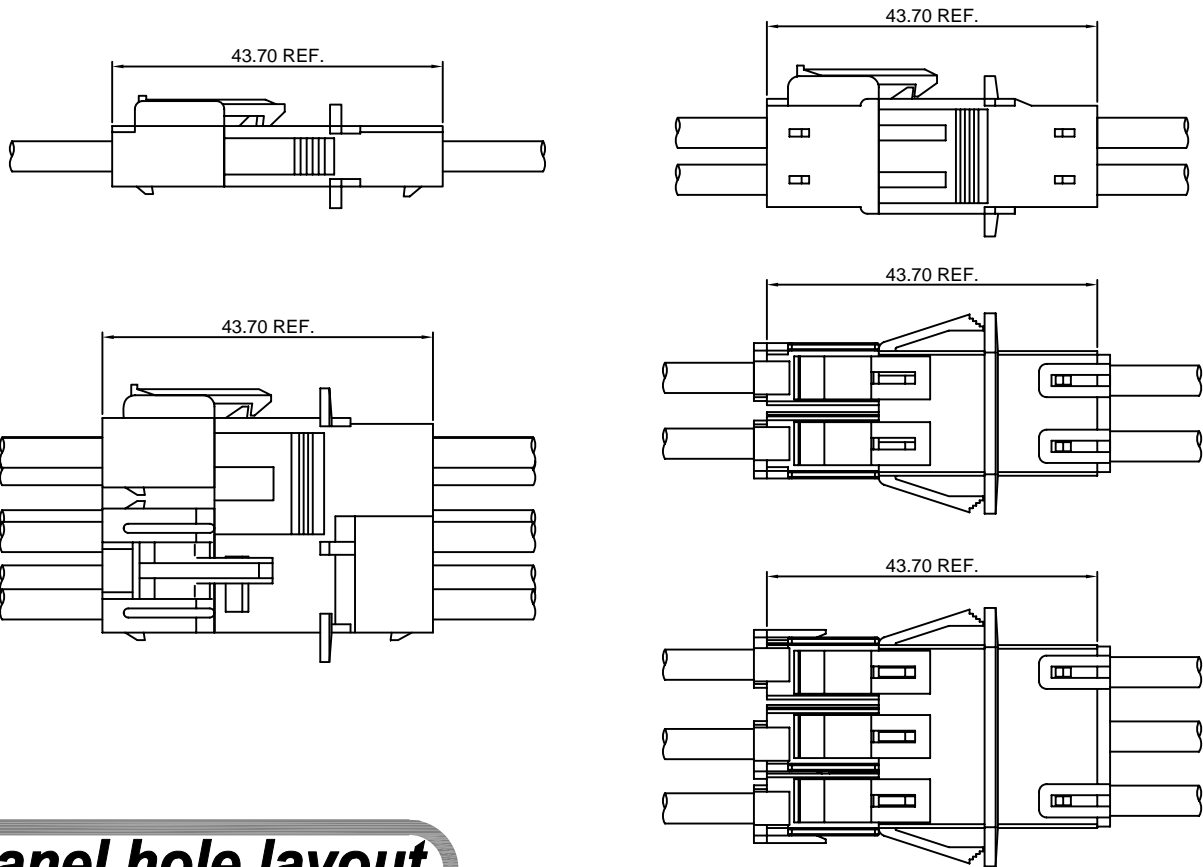
Specifications

- Current rating: 15A AC,DC
Voltage rating: 300V AC,DC
Temperature Range: -40°C ~ +105°C
Contact resistance: 10mΩ Max
Insulation resistance: 1000MΩ Min
Withstanding voltage: 1500V AC/minute
Compliant with RoHS and REACH
*Meet the HF/Halogen Free,GWT/Glow wire
Test (IEC60335-1) request,need to customize*
Contact CJT for details

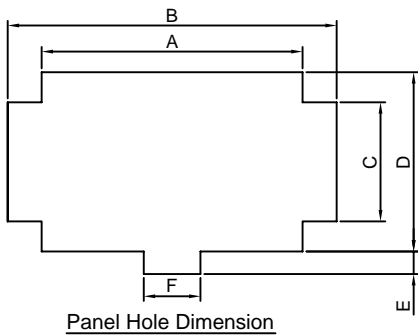
Standards



Assembly layout

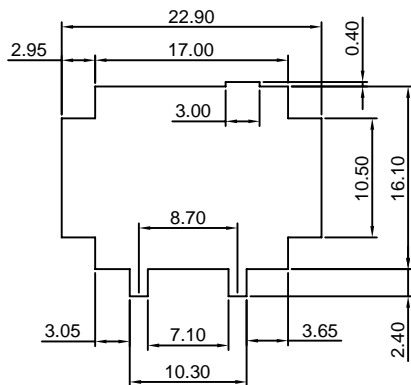


Panel hole layout

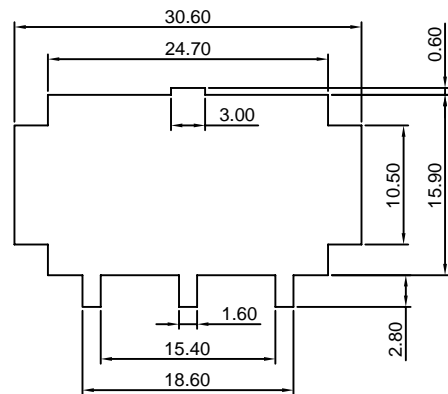


PART NO.	Dimensions						
	A	B	C	D	E	F	Thickness
C1801HM-2P	13.90	19.90	5.50	8.50	2.00	5.00	1.00~2.50
C1801HM-3P	22.90	28.90	5.50	9.70	2.00	5.00	1.00~1.80
C1801HM-2X2P	16.90	22.80	12.90	15.70	2.00	5.00	1.00~2.50
C1801HM-2X3P	23.90	29.00	10.50	15.80	2.00	5.00	1.00~2.50

Unit:mm



C1801HMB-2x2P
Panel Hole Dimension
Thickness:0.80~1.80



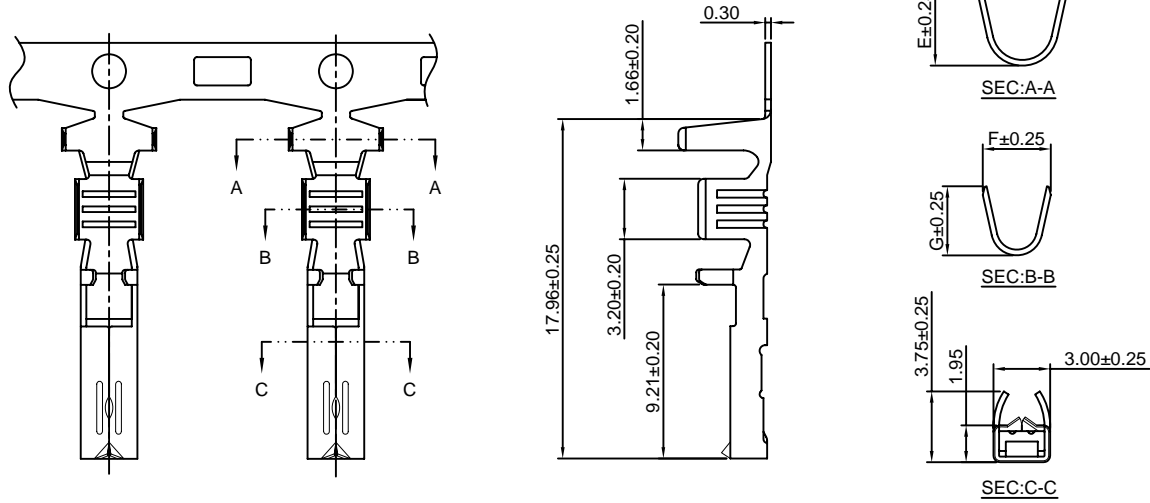
C1801HMB-2x3P
Panel Hole Dimension
Thickness:0.80~1.80

C1801F-T

6.20/7.30/7.80/8.00/8.50/8.70/8.90mm pitch Crimp Terminal

Reference Informations:

*Used in CJT C1801HF,C1801HM,C1801HMA,C1801HFB,C1801HMB series Housing



Ordering information & Specifications:

Unit:mm

Part NO.	Wire Range	Insulation O.D.	Material	Finish	D	E	F	G	Qty/reel
C1801F-TP	AWG#14-#18	3.80mm(max)	Phosphor Bronze	Tin over Nickel	5.00	4.90	3.60	3.65	2,500 PCS
C1801F-GP	AWG#14-#18	3.80mm(max)	Phosphor Bronze	Gold-flash	5.00	4.90	3.60	3.65	2,500 PCS
C1801F-TP-L	AWG#20-#22	2.70mm(max)	Phosphor Bronze	Tin over Nickel	4.20	4.10	2.80	3.00	2,500 PCS
C1801F-GP-L	AWG#20-#22	2.70mm(max)	Phosphor Bronze	Gold-flash	4.20	4.10	2.80	3.00	2,500 PCS
C1801F-TP-LL	AWG#24	2.20mm(max)	Phosphor Bronze	Tin over Nickel	3.85	3.50	2.20	1.75	2,500 PCS
C1801F-GP-LL	AWG#24	2.20mm(max)	Phosphor Bronze	Gold-flash	3.85	3.50	2.20	1.75	2,500 PCS

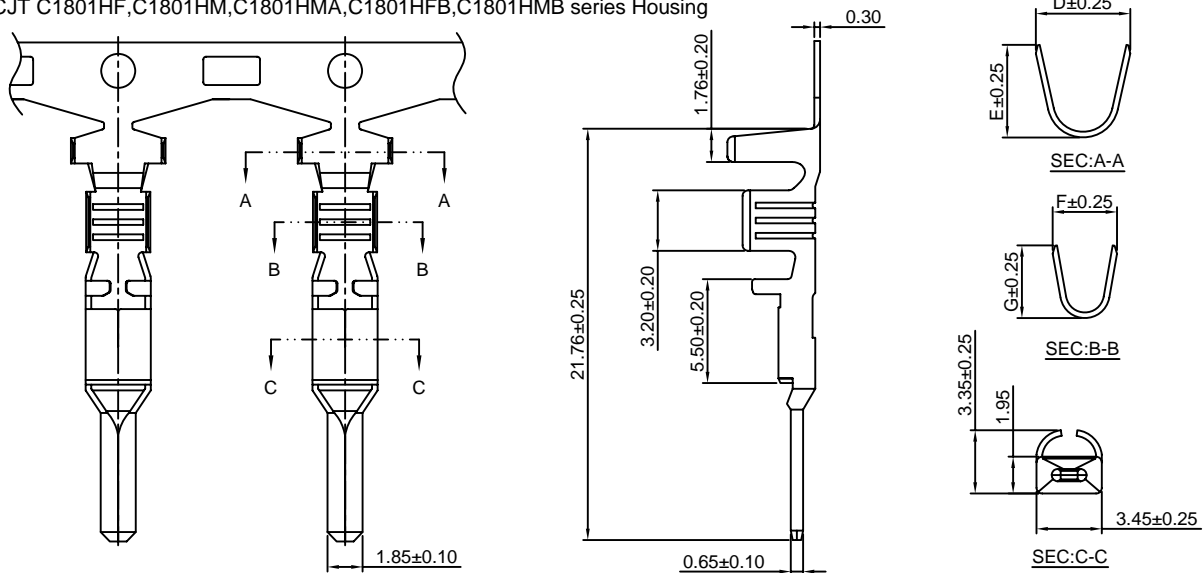
Optional Gold plating available but MOQ requested

C1801M-T

6.20/7.30/7.80/8.90mm pitch Crimp Terminal

Reference Informations:

*Used in CJT C1801HF,C1801HM,C1801HMA,C1801HFB,C1801HMB series Housing



Ordering information & Specifications:

Unit:mm

Part NO.	Wire Range	Insulation O.D.	Material	Finish	D	E	F	G	Qty/reel
C1801M-TP	AWG#14-#18	3.80mm(max)	Phosphor Bronze	Tin over Nickel	5.00	4.90	3.40	3.85	2,500 PCS
C1801M-GP	AWG#14-#18	3.80mm(max)	Phosphor Bronze	Gold-flash	5.00	4.90	3.40	3.85	2,500 PCS
C1801M-TP-L	AWG#20-#22	2.70mm(max)	Phosphor Bronze	Tin over Nickel	4.20	4.10	2.80	3.00	2,500 PCS
C1801M-GP-L	AWG#20-#22	2.70mm(max)	Phosphor Bronze	Gold-flash	4.20	4.10	2.80	3.00	2,500 PCS
C1801M-TP-LL	AWG#24	2.20mm(max)	Phosphor Bronze	Tin over Nickel	3.85	3.50	2.20	1.75	2,500 PCS
C1801M-GP-LL	AWG#24	2.20mm(max)	Phosphor Bronze	Gold-flash	3.85	3.50	2.20	1.75	2,500 PCS

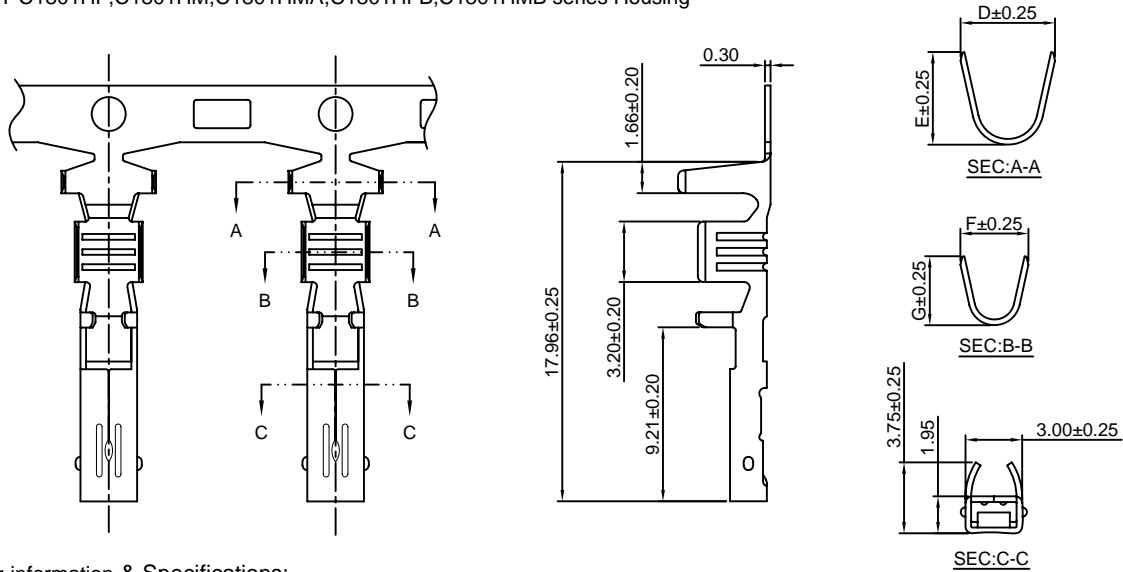
Optional Gold plating available but MOQ requested

C1801FA-T

6.20/7.30/7.80/8.00/8.50/8.70/8.90mm pitch Crimp Terminal

Reference Informations:

*Used in CJT C1801HF,C1801HM,C1801HMA,C1801HFB,C1801HMB series Housing



Ordering information & Specifications:

Part NO.	Wire Range	Insulation O.D.	Material	Finish	D	E	F	G	Qty/reel
C1801FA-TP	AWG#14-#18	3.80mm(max)	Phosphor Bronze	Tin over Nickel	5.00	4.90	3.60	3.65	2,500 PCS
C1801FA-GP	AWG#14-#18	3.80mm(max)	Phosphor Bronze	Gold-flash	5.00	4.90	3.60	3.65	2,500 PCS
C1801FA-TP-L	AWG#20-#22	2.70mm(max)	Phosphor Bronze	Tin over Nickel	4.20	4.10	2.80	3.00	2,500 PCS
C1801FA-GP-L	AWG#20-#22	2.70mm(max)	Phosphor Bronze	Gold-flash	4.20	4.10	2.80	3.00	2,500 PCS
C1801FA-TP-LL	AWG#24	2.20mm(max)	Phosphor Bronze	Tin over Nickel	3.85	3.50	2.20	1.75	2,500 PCS
C1801FA-GP-LL	AWG#24	2.20mm(max)	Phosphor Bronze	Gold-flash	3.85	3.50	2.20	1.75	2,500 PCS

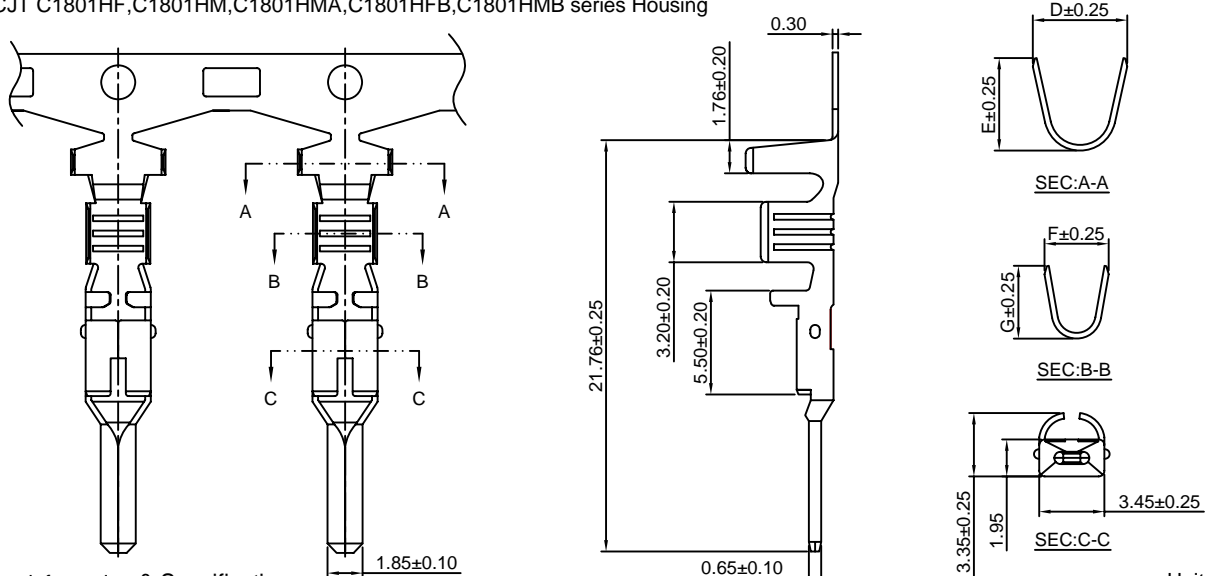
Optional Gold plating available but MOQ requested

C1801MA-T

6.20/7.30/7.80/8.90mm pitch Crimp Terminal

Reference Informations:

*Used in CJT C1801HF,C1801HM,C1801HMA,C1801HFB,C1801HMB series Housing



Ordering information & Specifications:

Part NO.	Wire Range	Insulation O.D.	Material	Finish	D	E	F	G	Qty/reel
C1801MA-TP	AWG#14-#18	3.80mm(max)	Phosphor Bronze	Tin over Nickel	5.00	4.90	3.40	3.85	2,500 PCS
C1801MA-GP	AWG#14-#18	3.80mm(max)	Phosphor Bronze	Gold-flash	5.00	4.90	3.40	3.85	2,500 PCS
C1801MA-TP-L	AWG#20-#22	2.70mm(max)	Phosphor Bronze	Tin over Nickel	4.20	4.10	2.80	3.00	2,500 PCS
C1801MA-GP-L	AWG#20-#22	2.70mm(max)	Phosphor Bronze	Gold-flash	4.20	4.10	2.80	3.00	2,500 PCS
C1801MA-TP-LL	AWG#24	2.20mm(max)	Phosphor Bronze	Tin over Nickel	3.85	3.50	2.20	1.75	2,500 PCS
C1801MA-GP-LL	AWG#24	2.20mm(max)	Phosphor Bronze	Gold-flash	3.85	3.50	2.20	1.75	2,500 PCS

Optional Gold plating available but MOQ requested

C1801H

6.20/7.30/7.80/8.00/8.50/8.70/8.90mm Pitch Housing

Reference Informations:

*Material:Housing:Nylon 66,UL94V-0
Retainer:Nylon 66,UL94V-2

*Suitable CJT C1801 series Terminal

*Color:Natural

Ordering Information:

C1801H** - XP - *** - **

1 2 3

1.Part No.

2.Material:

(blank):Nylon 66,UL94V-0

GWT:Nylon 66,UL94V-0,GWT 750°C

3.Color:

(blank):Natural

RD:Red

YL:Yellow

BL:Blue

Ordering Information:

C1801S-XP - **

1 2

1.Part No.

2.Color:

(blank):Natural

RD:Red

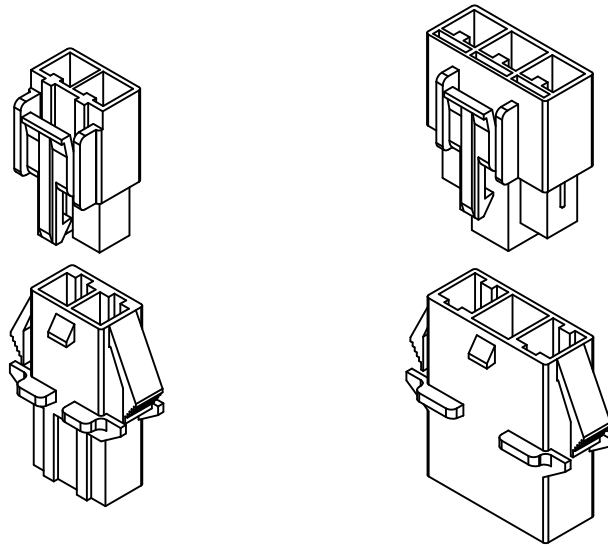
YL:Yellow

BL:Blue

C1801HF	C1801HM<HMA>	Retainer
<p><u>C1801HF-1P</u> *Suitable Terminal: C1801FA-T</p>	<p><u>C1801HM-1P</u> *Suitable Terminal: C1801MA-T</p>	<p><u>C1801S-1P-**</u></p>
<p><u>C1801HF-2P</u> *Suitable Terminal: C1801FA-T</p>	<p><u>C1801HM-2P</u> *Suitable Terminal: C1801MA-T</p> <p><u>C1801HMA-2P</u> *Suitable Terminal: C1801MA-T</p>	<p><u>C1801S-2P-**</u></p>

C1801H

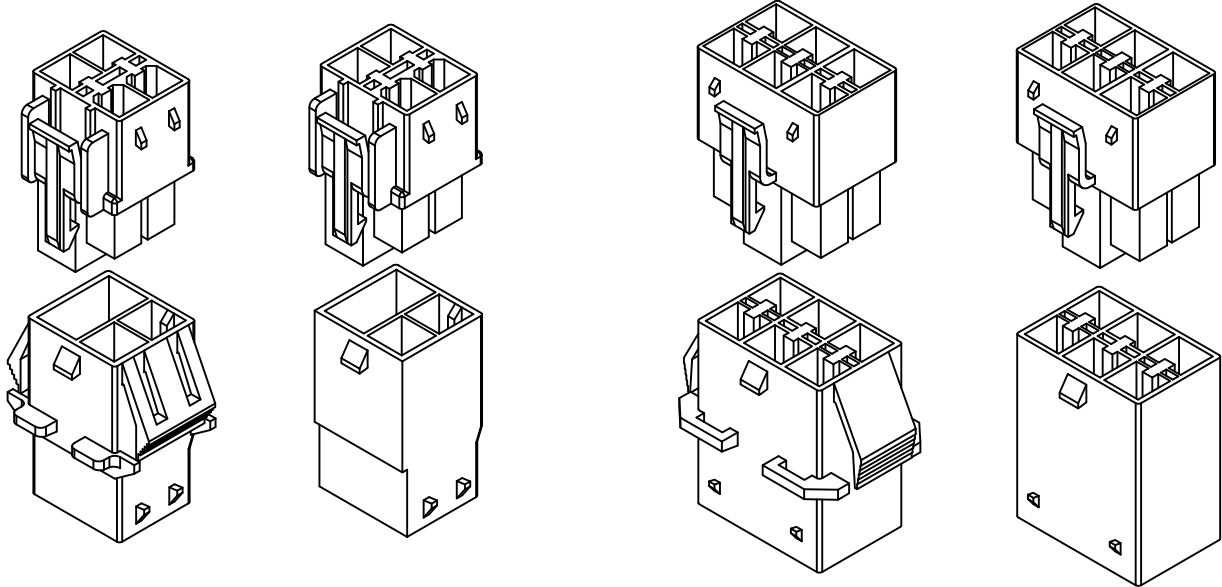
6.20/7.30/7.80/8.00/8.50/8.70/8.90mm Pitch Housing



C1801HF	C1801HM<HMA>	Retainer
<p>C1801HF-3P *Suitable Terminal: C1801FA-T (Circuit 1) C1801MA-T (Circuit 2) C1801F-T (Circuit 3)</p>	<p>C1801HM-3P *Suitable Terminal: C1801MA-T (Circuit 1) C1801FA-T (Circuit 2) C1801M-T (Circuit 3)</p> <p>C1801HMA-3P *Suitable Terminal: C1801MA-T (Circuit 1) C1801FA-T (Circuit 2) C1801M-T (Circuit 3)</p>	<p>C1801S-3P.**</p>

C1801H

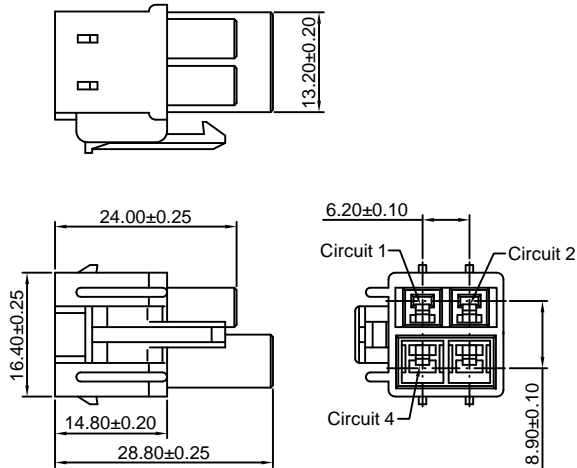
6.20/7.30/7.80/8.00/8.50/8.70/8.90mm Pitch Housing



C1801HF

C1801HF-2x2P

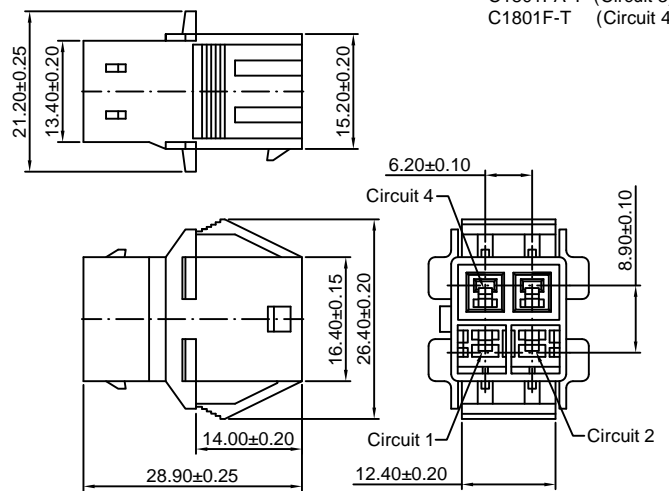
*Suitable Terminal: C1801FA-T (Circuit 1)
C1801F-T (Circuit 2)
C1801MA-T (Circuit 3)
C1801M-T (Circuit 4)



C1801HM<HMA>

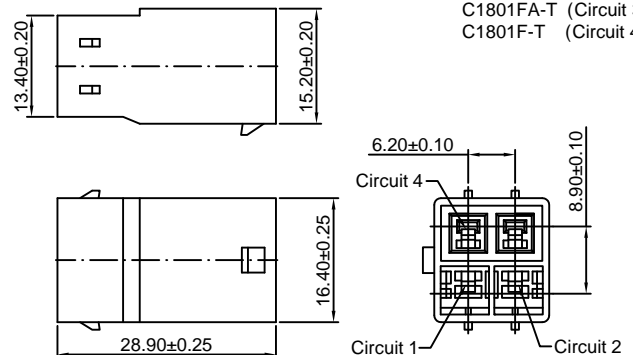
C1801HM-2x2P

*Suitable Terminal: C1801MA-T (Circuit 1)
C1801M-T (Circuit 2)
C1801FA-T (Circuit 3)
C1801F-T (Circuit 4)



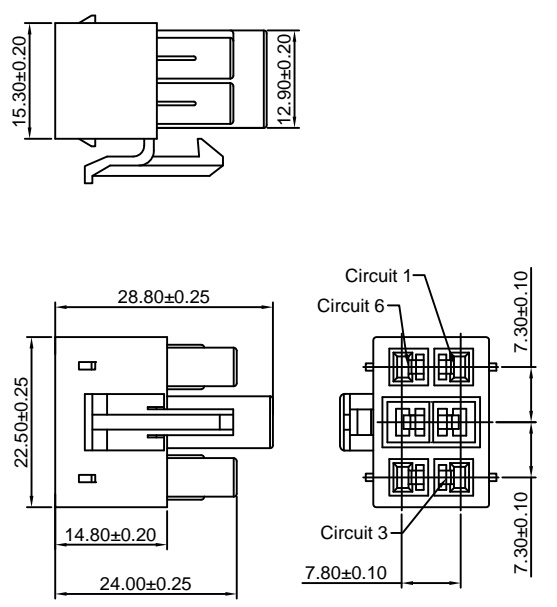
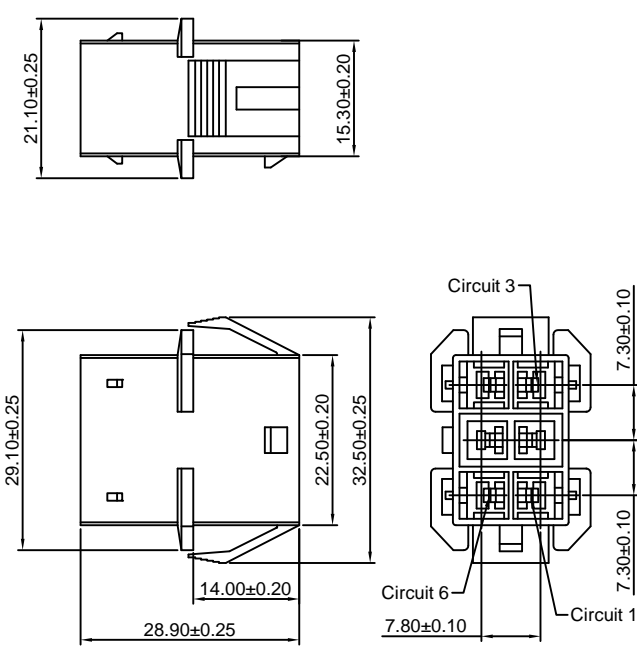
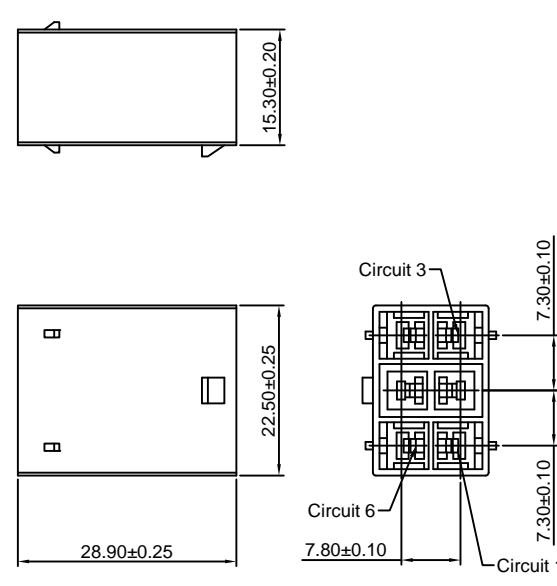
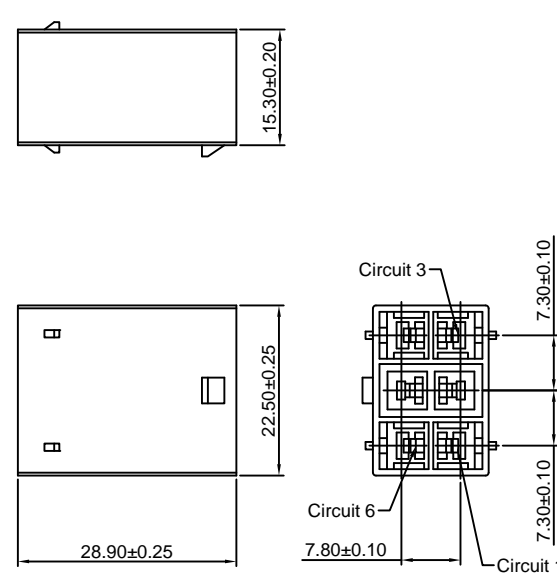
C1801HMA-2x2P

*Suitable Terminal: C1801MA-T (Circuit 1)
C1801M-T (Circuit 2)
C1801FA-T (Circuit 3)
C1801F-T (Circuit 4)



C1801H

6.20/7.30/7.80/8.00/8.50/8.70/8.90mm Pitch Housing

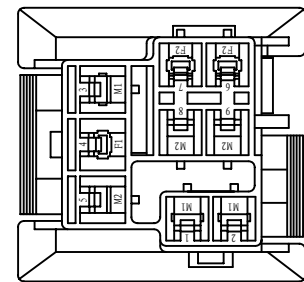
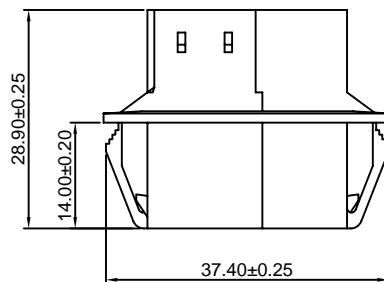
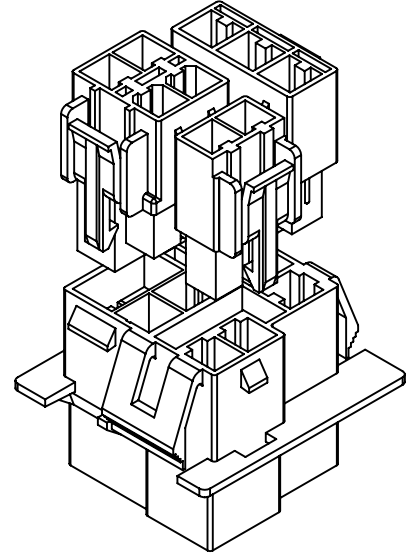
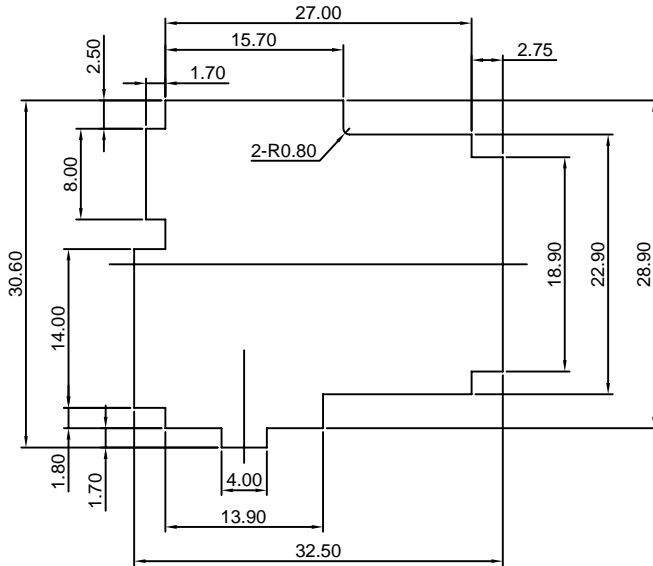
C1801HF	C1801HM<HMA>
<p><u>C1801HF-2x3P</u> *Suitable Terminal: C1801MA-T (Circuit 2.5) C1801FA-T (Circuit 3.4) C1801F-T (Circuit 1.6)</p> 	<p><u>C1801HM-2x3P</u> *Suitable Terminal: C1801FA-T (Circuit 2.5) C1801MA-T (Circuit 3.4) C1801M-T (Circuit 1.6)</p> 
<p><u>C1801HMA-2x3P</u> *Suitable Terminal: C1801FA-T (Circuit 2.5) C1801MA-T (Circuit 3.4) C1801M-T (Circuit 1.6)</p> 	<p><u>C1801HMA-2x3P</u> *Suitable Terminal: C1801FA-T (Circuit 2.5) C1801MA-T (Circuit 3.4) C1801M-T (Circuit 1.6)</p> 

C1801H

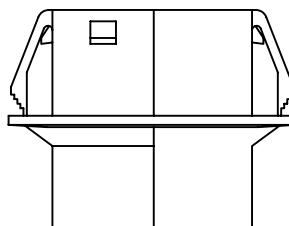
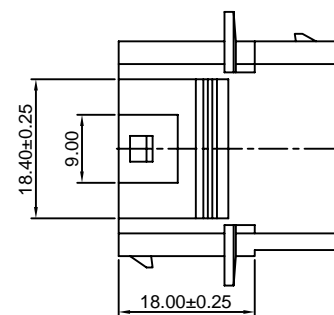
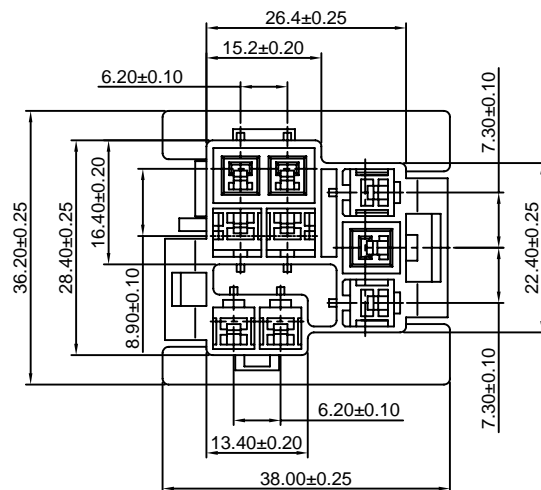
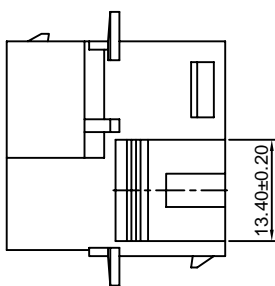
6.20/7.30/7.80/8.00/8.50/8.70/8.90mm Pitch Housing

C1801HM

C1801HM-9P

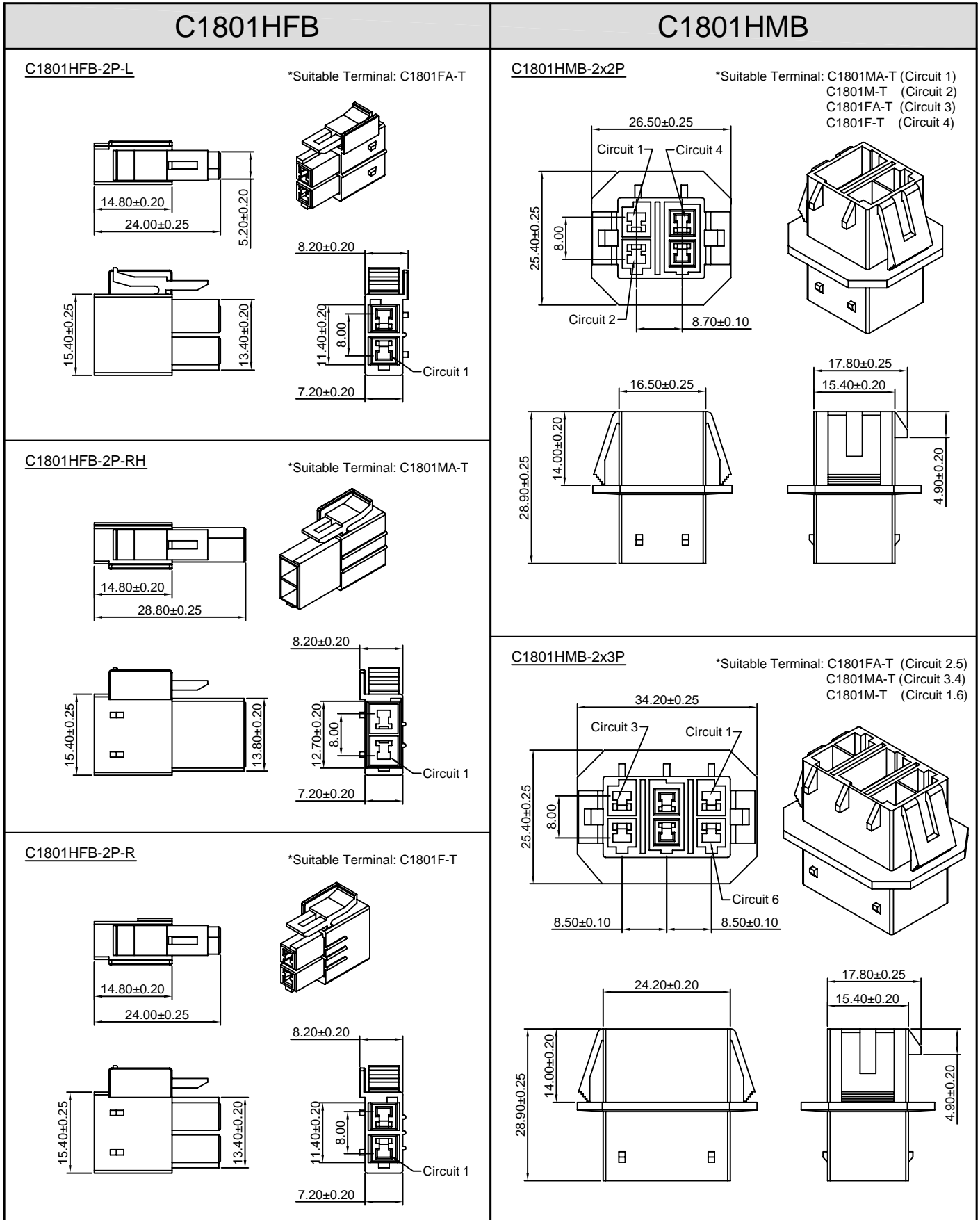


M1: MALE TERMINAL (C1801MA-T)
M2: MALE TERMINAL (C1801M-T)
F1: MALE TERMINAL (C1801FA-T)



C1801H

6.20/7.30/7.80/8.00/8.50/8.70/8.90mm Pitch Housing



C1801SA

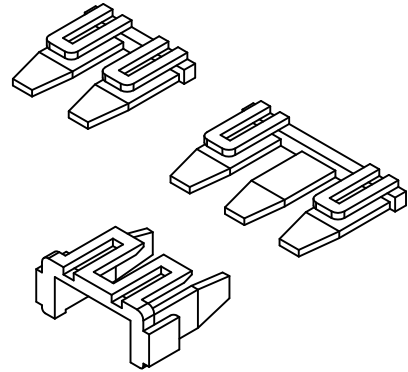
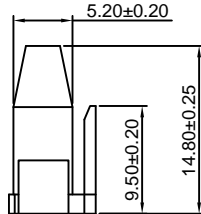
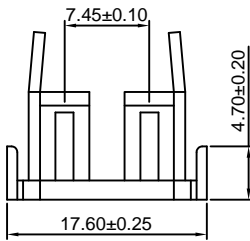
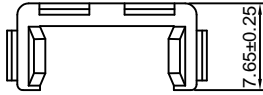
6.20/7.30/7.80/8.00/8.50/8.70/8.90mm Pitch Retainer

Reference Informations:

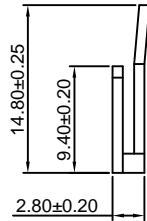
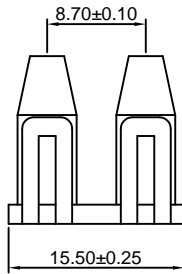
- *Material:Nylon 66,UL94V-0
- *Suitable CJT C1801 series Housing
- *Color:Natural

Ordering Information:

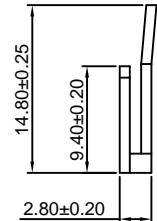
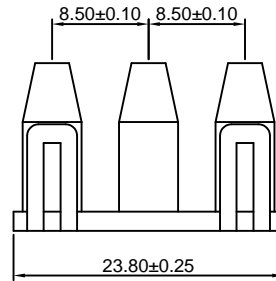
- C1801SA-XP - **
 1 2
 1.Part No.
 2.Color:
 (blank):Natural
 RD:Red
 YL:Yellow
 BL:Blue



C1801SA-2P-L



C1801SA-2P



C1801SA-3P

Unit:mm

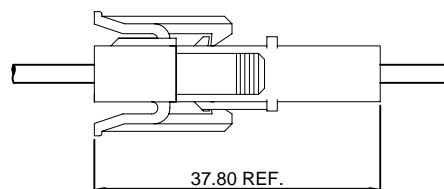
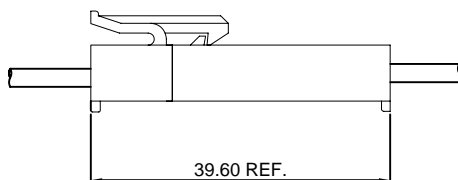
Specifications

- Current rating: 15A AC,DC
- Voltage rating: 300V AC,DC
- Temperature Range: -40°C ~ +105°C
- Contact resistance: 10mΩ Max
- Insulation resistance: 1000MΩ Min
- Withstanding voltage: 1500V AC/minute
- *Compliant with RoHS and REACH*
- *Meet the HF/Halogen Free,GWT/Glow wire Test (IEC60335-1) request,need to customize*
- *Contact CJT for details*

Standards



Assembly layout

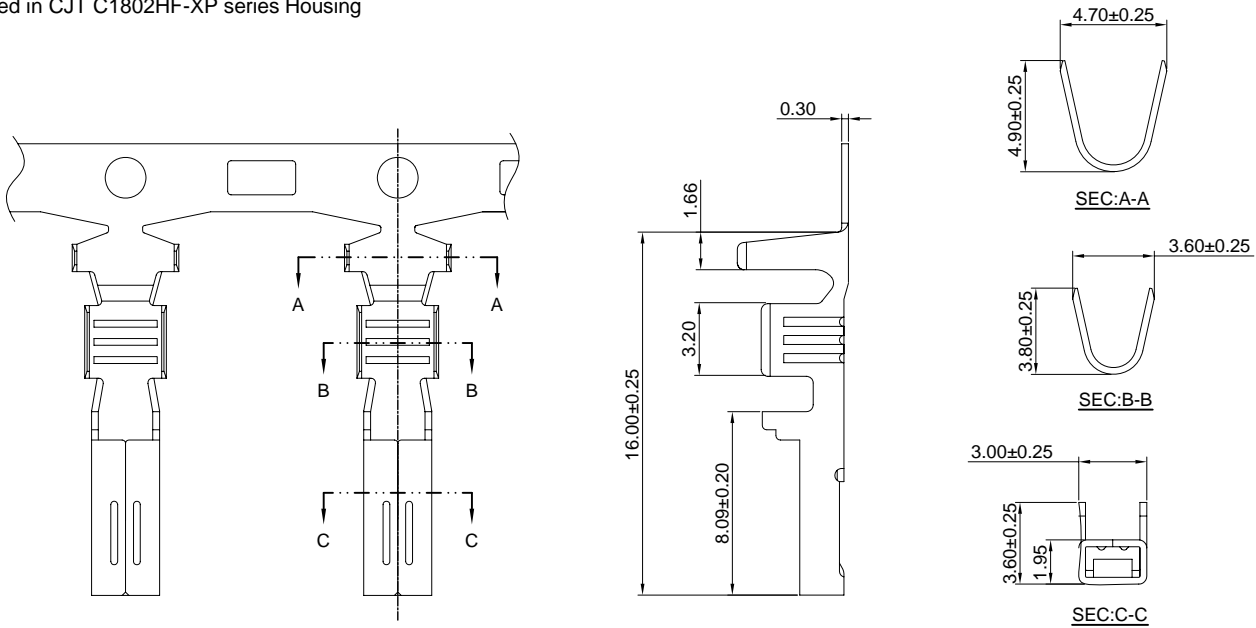


C1802F-T

6.00mm pitch Crimp Terminal

Reference Informations:

*Used in CJT C1802HF-XP series Housing



Ordering information & Specifications:

Unit:mm

Part NO.	Wire Range	Insulation O.D.	Material	Finish	Qty/reel
C1802F-TP	AWG#18-#22	3.00mm(max)	Phosphor Bronze	Tin over Nickel	2,500 PCS
C1802F-GP	AWG#18-#22	3.00mm(max)	Phosphor Bronze	Gold over Nickel	2,500 PCS

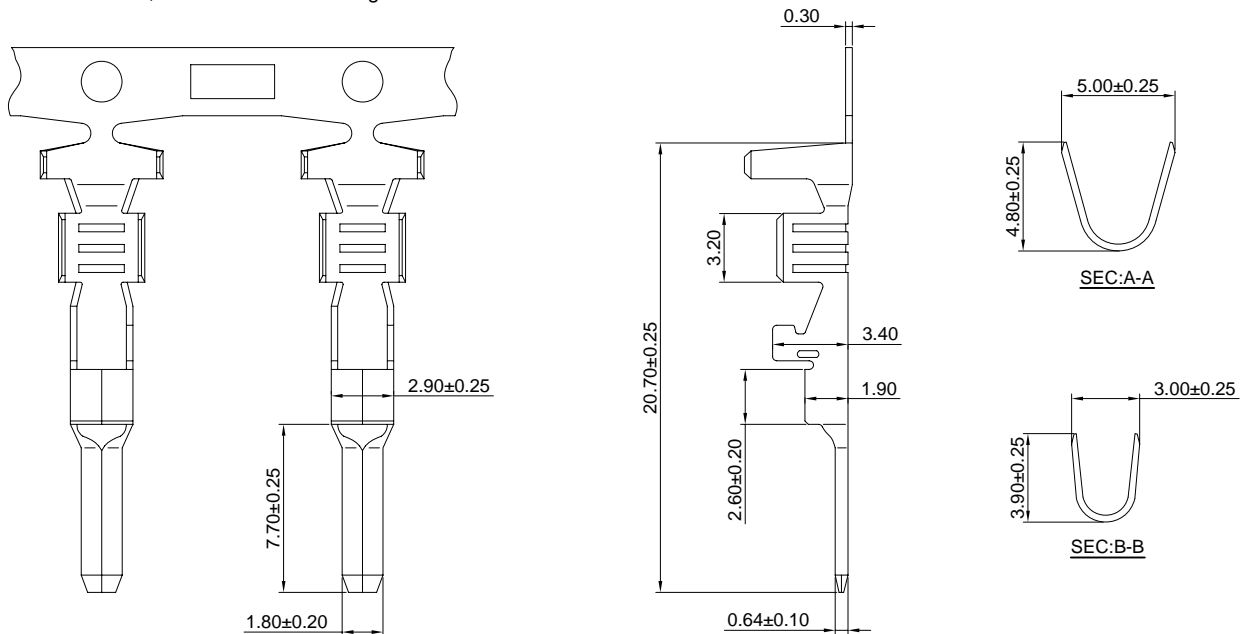
Optional Gold plating available but MOQ requested

C1802M-T

6.00mm pitch Crimp Terminal

Reference Informations:

*Used in CJT C1802HM,HMA-XP series Housing



Ordering information & Specifications:

Unit:mm

Part NO.	Wire Range	Insulation O.D.	Material	Finish	Qty/reel
C1802M-TP	AWG#18-#22	3.00mm(max)	Phosphor Bronze	Tin over Nickel	2,500 PCS
C1802M-GP	AWG#18-#22	3.00mm(max)	Phosphor Bronze	Gold over Nickel	2,500 PCS

Optional Gold plating available but MOQ requested

C1802H

6.00mm Pitch Housing

Reference Informations:

- *Material:Housing:Nylon 66,UL94V-0
- *C1802HF(Suitable Terminal:C1802F-T)
- *C1802HM(A)(Suitable Terminal:C1802M-T)
- *Color:White

Ordering Information:

C1802HF-XP - ***
 1 2

1.Part No.

2.Material:

(blank):Nylon 66,UL94V-0
 GWT:Nylon 66,UL94V-0,GWT 750 °C

Ordering Information:

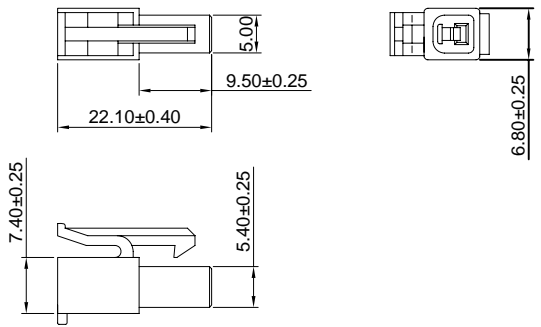
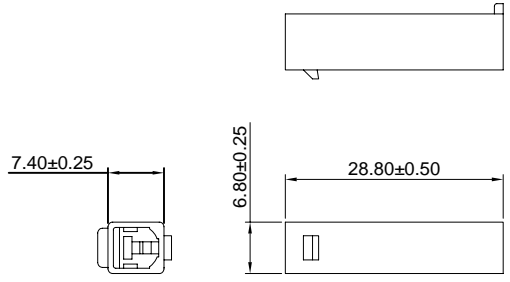
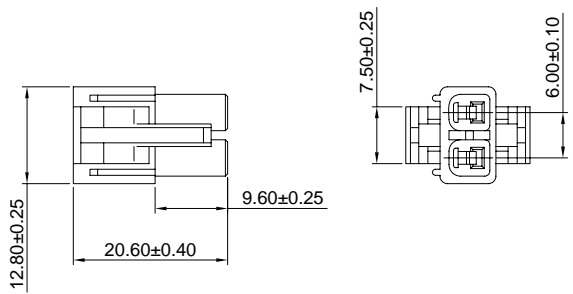
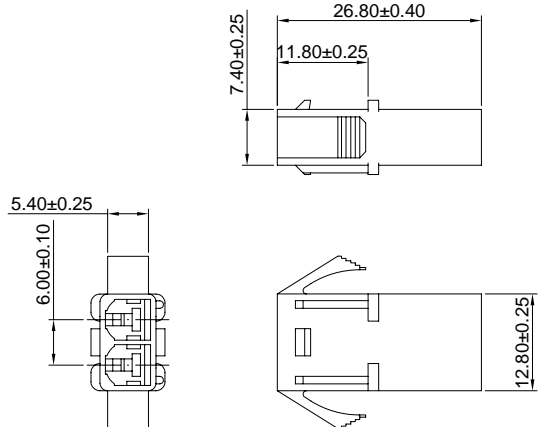
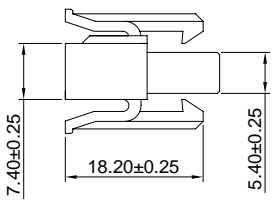
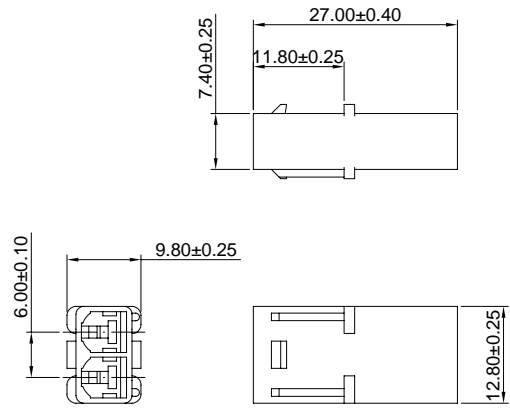
C1802HM(A)-XP - ***
 1 2

1.Part No.

2.Material:

(blank):Nylon 66,UL94V-0
 GWT:Nylon 66,UL94V-0,GWT 750 °C

Unit: mm

C1802HF	C1802HM<HMA>
 <p style="text-align: center;"><u>C1802HF-1P</u></p>	 <p style="text-align: center;"><u>C1802HM-1P</u></p>
 <p style="text-align: center;"><u>C1802HF-2P</u></p>	 <p style="text-align: center;"><u>C1802HM-2P</u></p>
 <p style="text-align: center;"><u>C1802HF-2P</u></p>	 <p style="text-align: center;"><u>C1802HMA-2P</u></p>

C1802H

6.00mm Pitch Housing

Reference Informations:

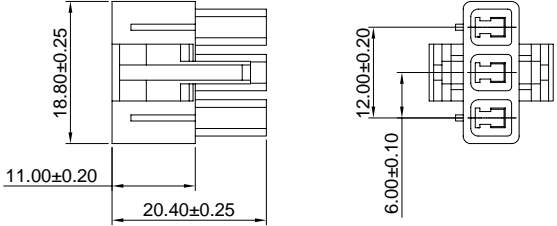
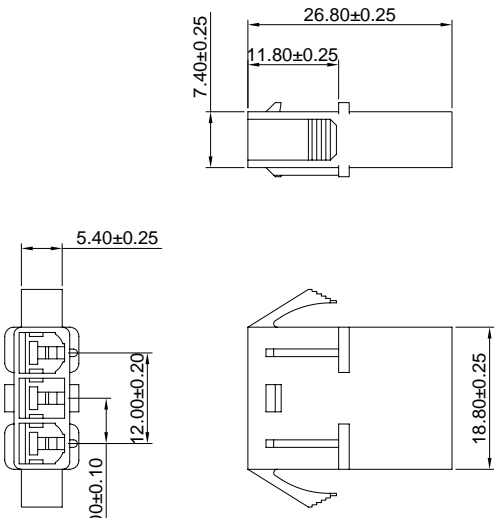
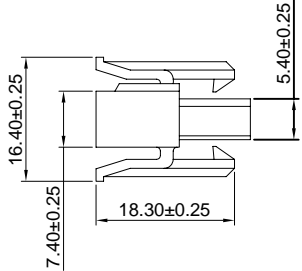
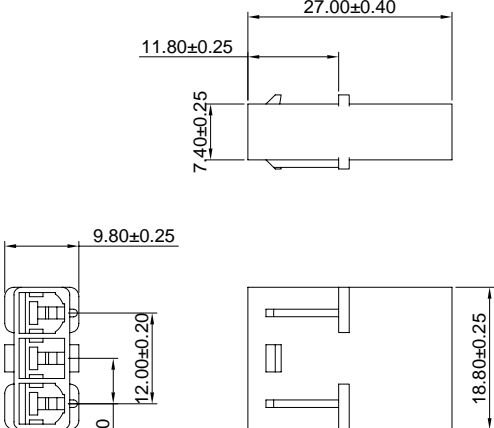
*Material:Housing:Nylon 66,UL94V-0

*C1802HF(Suitable Terminal:C1802F-T)

*C1802HM(A)(Suitable Terminal:C1802M-T)

*Color:White

Unit: mm

C1802HF	C1802HM<HMA>
 <p style="text-align: center;"><u>C1802HF-3P</u></p>	 <p style="text-align: center;"><u>C1802HM-3P</u></p>
 <p style="text-align: center;"><u>C1802HF-3P</u></p>	 <p style="text-align: center;"><u>C1802HMA-3P</u></p>

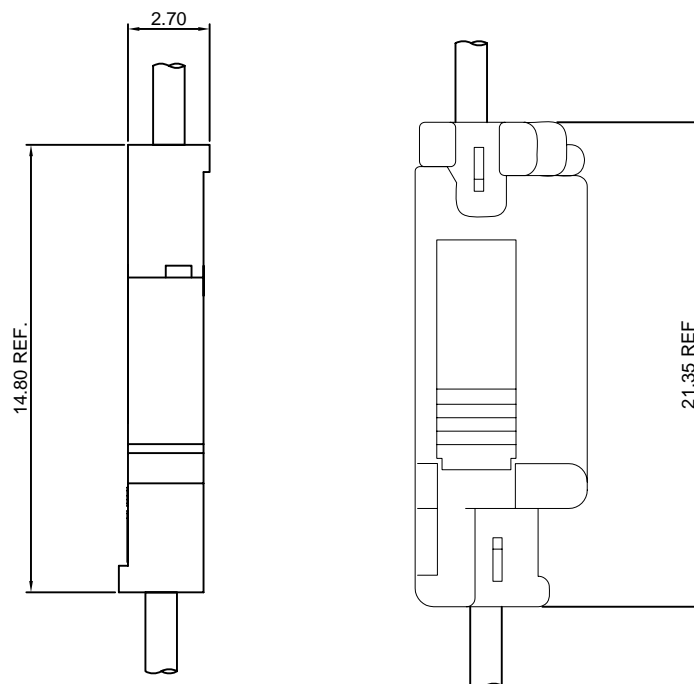
Specifications

- Current rating:2A AC,DC
- Voltage rating:125V AC,DC
- Temperature range:-40°C~+105°C
- Contact resistance:20mΩ Max.
- Insulation resistance:1000MΩ Min.
- Withstanding voltage:500V AC/minute
- *Compliant with RoHS and REACH*
- *Meet the HF/Halogen Free,need to customize*
- *Contact CJT for details*

Standards



Assembly layout

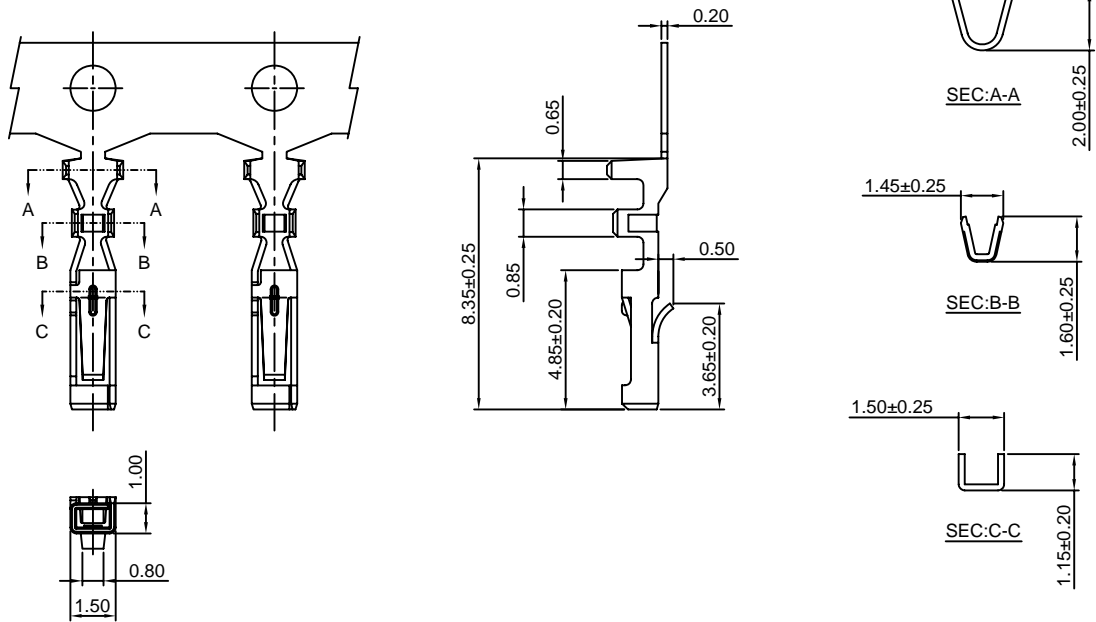


C2003F-T

2.00mm pitch Crimp Terminal

Reference Informations:

*Used in CJT C2003HF-XP series Housing



Ordering information & Specifications:

Unit:mm

Part NO.	Wire Range	Insulation O.D.	Material	Finish	Qty/reel
C2003F-TP	AWG#24-#28	1.15mm(max)	Phosphor Bronze	Tin over Nickel	10,000 PCS
C2003F-GP	AWG#24-#28	1.15mm(max)	Phosphor Bronze	Gold over Nickel	10,000 PCS

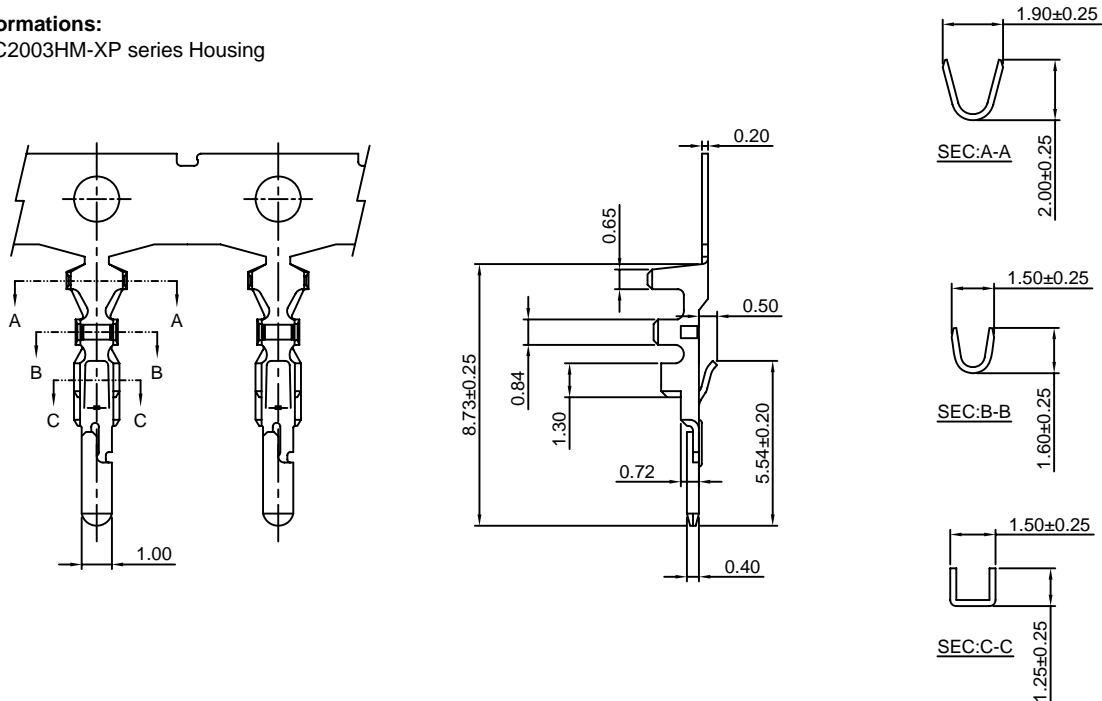
Optional Gold plating available but MOQ requested

C2003M-T

2.00mm pitch Crimp Terminal

Reference Informations:

*Used in CJT C2003HM-XP series Housing



Ordering information & Specifications:

Unit:mm

Part NO.	Wire Range	Insulation O.D.	Material	Finish	Qty/reel
C2003M-TP	AWG#24-#28	1.15mm(max)	Phosphor Bronze	Tin over Nickel	10,000 PCS
C2003M-GP	AWG#24-#28	1.15mm(max)	Phosphor Bronze	Gold over Nickel	10,000 PCS

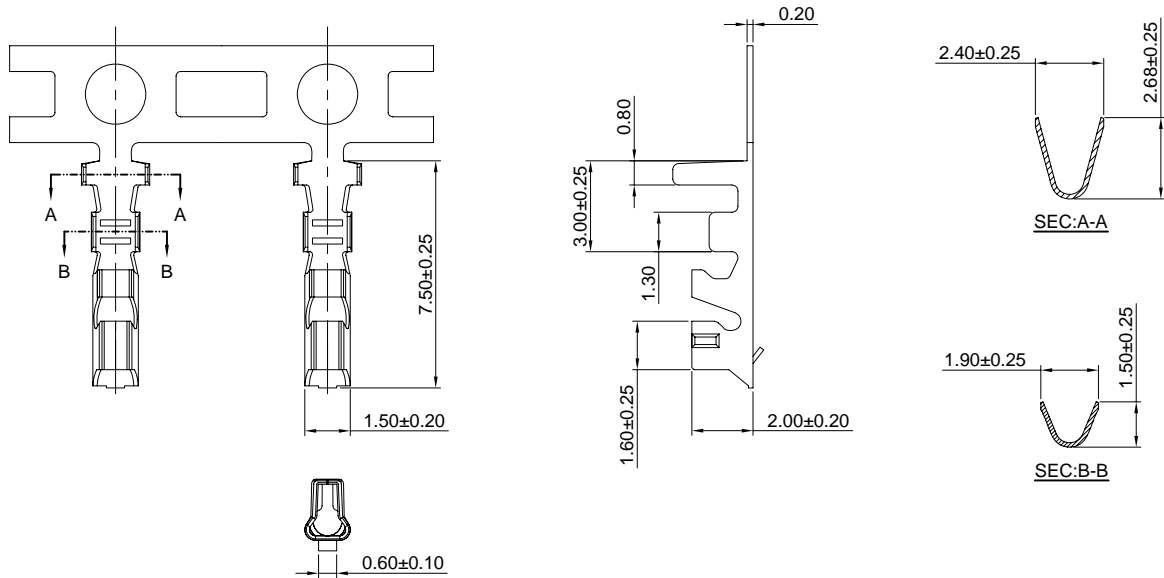
Optional Gold plating available but MOQ requested

C2003FB-T

2.00mm pitch Crimp Terminal

Reference Informations:

*Used in CJT C2003HFB-XP series Housing



Ordering information & Specifications:

Unit:mm

Part NO.	Wire Range	Insulation O.D.	Material	Finish	Qty/reel
C2003FB-TP	AWG#22-#26	1.50mm(max)	Phosphor Bronze	Tin over Nickel	8,000 PCS
C2003FB-GP	AWG#22-#26	1.50mm(max)	Phosphor Bronze	Gold over Nickel	8,000 PCS

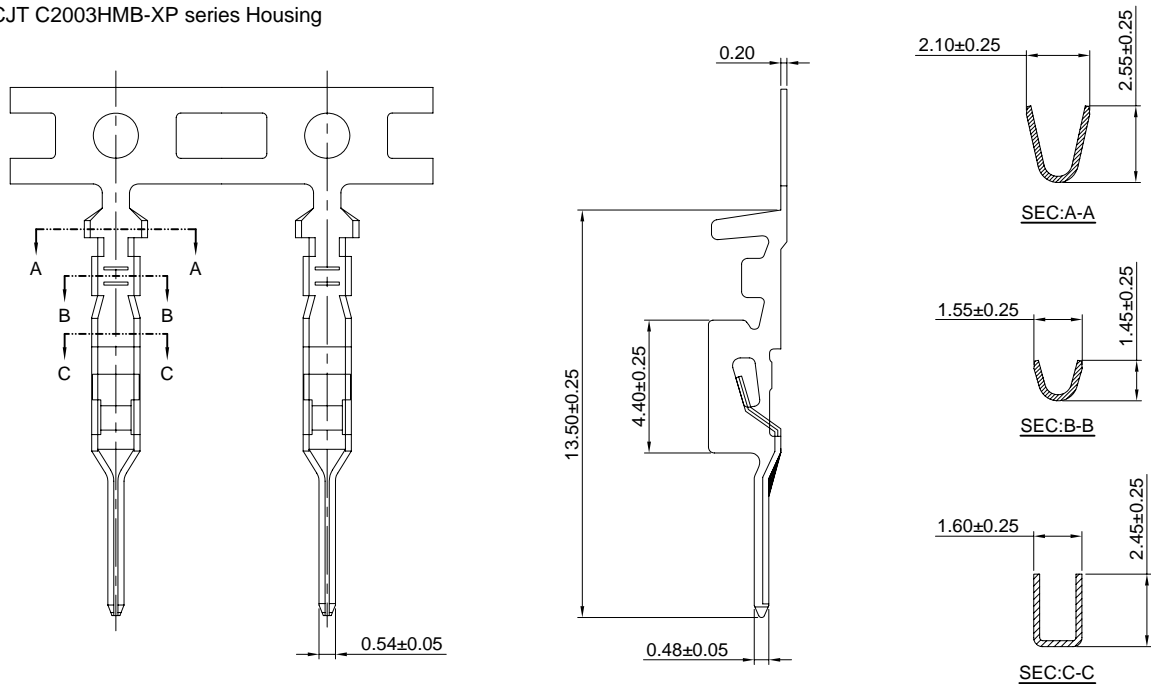
Optional Gold plating available but MOQ requested

C2003MB-T

2.00mm pitch Crimp Terminal

Reference Informations:

*Used in CJT C2003HMB-XP series Housing



Ordering information & Specifications:

Unit:mm

Part NO.	Wire Range	Insulation O.D.	Material	Finish	Qty/reel
C2003MB-TP	AWG#22-#26	1.50mm(max)	Phosphor Bronze	Tin over Nickel	8,000 PCS
C2003MB-GP	AWG#22-#26	1.50mm(max)	Phosphor Bronze	Gold over Nickel	8,000 PCS

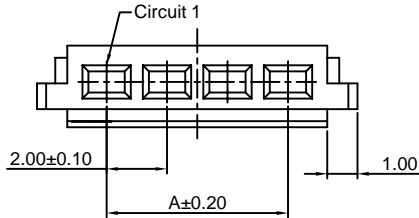
Optional Gold plating available but MOQ requested

C2003HF-XP

2.00mm Pitch Housing

Reference Informations:

- *Material:Nylon 66,UL94V-0
- *Suitable CJT C2003F-T series Terminal
- *Mates with CJT C2003HM-XP series Housing
- *Color:White

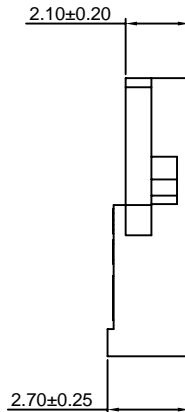
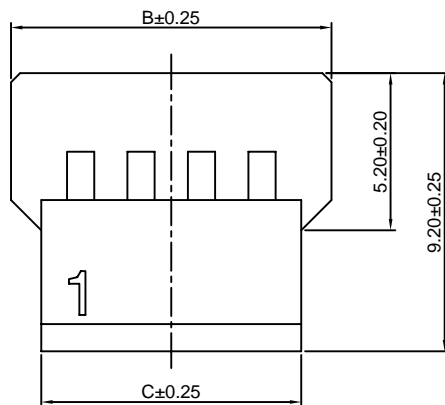
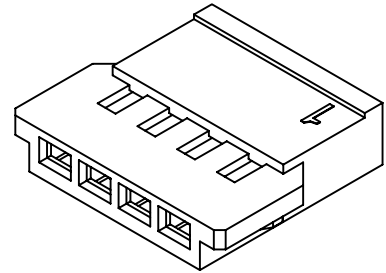


Ordering Information:

C2003HF-XP - ***
1 2

- 1.Part No.
- 2.Material:

(blank):Nylon 66,UL94V-0
GWT:Nylon 66,UL94V-0,GWT 750°C



Ordering Information & Dimensions:

PART NO.	Dimensions		
	A	B	C
2P	2.00	6.60	4.60
3P	4.00	8.60	6.60
4P	6.00	10.60	8.60
5P	8.00	12.60	10.60
6P	10.00	14.60	12.60
7P	12.00	16.60	14.60
8P	14.00	18.60	16.60
9P	16.00	20.60	18.60
10P	18.00	22.60	20.60
11P	20.00	24.60	22.60
12P	22.00	26.60	24.60
13P	24.00	28.60	26.60

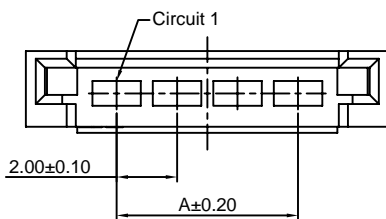
Unit: mm

C2003HM-XP

2.00mm Pitch Housing

Reference Informations:

- *Material:Nylon 66,UL94V-0
- *Suitable CJT C2003M-T series Terminal
- *Mates with CJT C2003HF-XP series Housing
- *Color:White

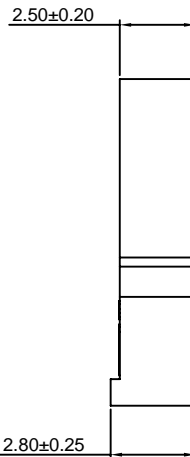
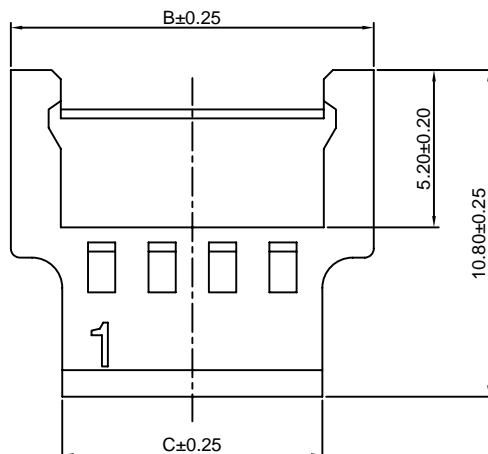
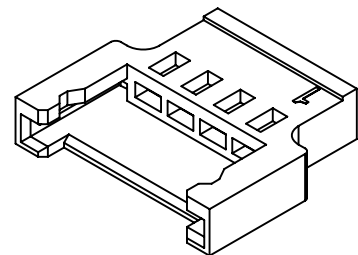


Ordering Information:

C2003HM-XP - ***
1 2

- 1.Part No.
- 2.Material:

(blank):Nylon 66,UL94V-0
GWT:Nylon 66,UL94V-0,GWT 750°C



Ordering Information & Dimensions:

PART NO.	Dimensions		
	A	B	C
2P	2.00	8.00	4.60
3P	4.00	10.00	6.60
4P	6.00	12.00	8.60
5P	8.00	14.00	10.60
6P	10.00	16.00	12.60
7P	12.00	18.00	14.60
8P	14.00	20.00	16.60
9P	16.00	22.00	18.60
10P	18.00	24.00	20.60
11P	20.00	26.00	22.60
12P	22.00	28.00	24.60
13P	24.00	30.00	26.60

Unit: mm

C2003HFB-XP

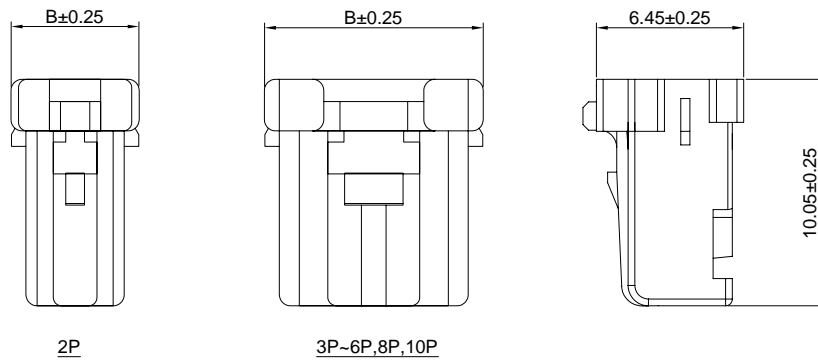
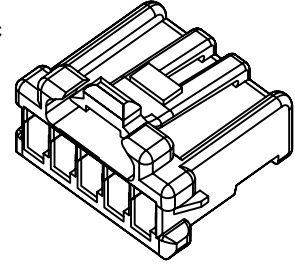
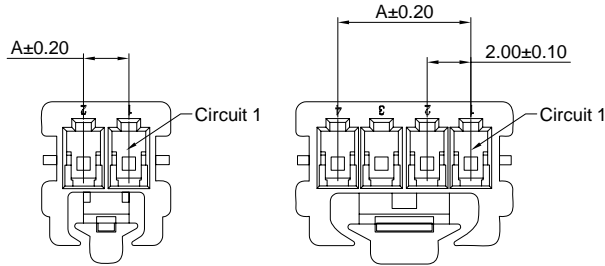
2.00mm Pitch Housing

Reference Informations:

- *Material:Nylon 66,UL94V-0
- *Suitable CJT C2003FB-T series Terminal
- *Mates with CJT C2003HMB-XP series Housing and C2003SB-XP series Seal
- *Color:White

Ordering Information:

- C2003HFB-XP - ***
- | | |
|---|---|
| 1 | 2 |
|---|---|
- 1.Part No.
 - 2.Material:
(blank):Nylon 66,UL94V-0
GWT:Nylon 66,UL94V-0,GWT 750°C



Ordering Information & Dimensions:

PART NO.	Dimensions	
	A	B
2P	2.00	5.70
3P	4.00	7.70
4P	6.00	9.70
5P	8.00	11.70
6P	10.00	13.70
8P	14.00	17.70
10P	18.00	21.70

Unit: mm

C2003HMB-XP

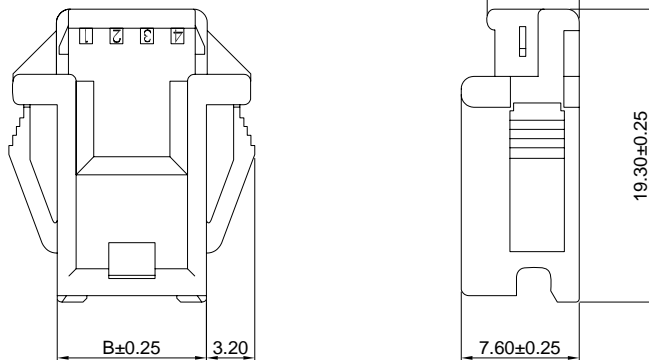
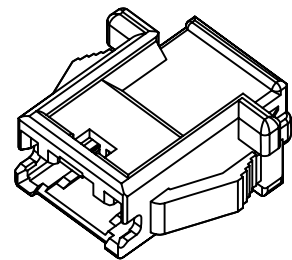
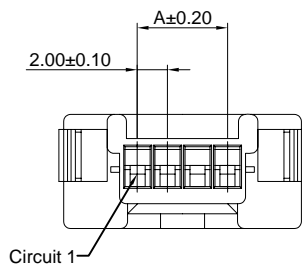
2.00mm Pitch Housing

Reference Informations:

- *Material:Nylon 66,UL94V-0
- *Suitable CJT C2003MB-T series Terminal
- *Mates with CJT C2003HFB-XP series Housing and C2003SB-XP series Seal
- *Color:White

Ordering Information:

- C2003HMB-XP - ***
- | | |
|---|---|
| 1 | 2 |
|---|---|
- 1.Part No.
 - 2.Material:
(blank):Nylon 66,UL94V-0
GWT:Nylon 66,UL94V-0,GWT 750°C



Ordering Information & Dimensions:

PART NO.	Dimensions	
	A	B
2P	2.00	6.00
3P	4.00	8.00
4P	6.00	10.00
5P	8.00	12.00
6P	10.00	14.00
8P	14.00	18.00
10P	18.00	22.00

Unit: mm

C2003SB-XP

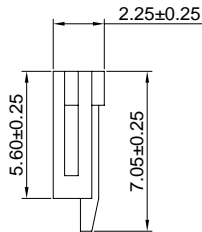
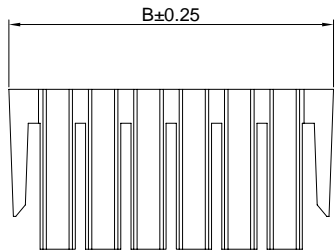
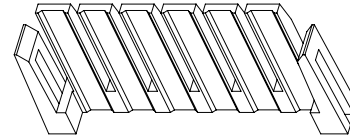
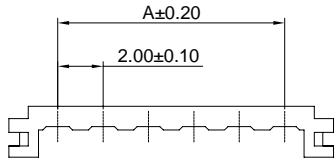
2.00mm Pitch Seal

Reference Informations:

- *Material:Nylon 66,UL94V-2
- *Mates with CJT C2003HFB,HMB-XP series Housing
- *Color:White

Ordering Information:

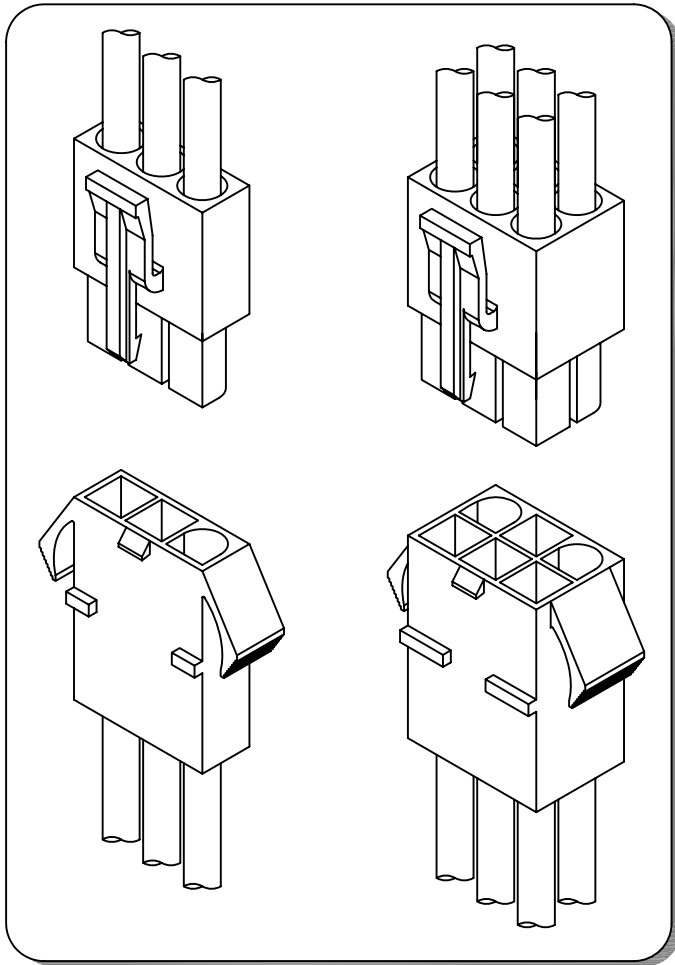
- C2003SB-XP - ***
 1 2
- 1.Part No.
 - 2.Material:
 (blank):Nylon 66,UL94V-2
 V0:Nylon 66,UL94V-0
 GWT:Nylon 66,UL94V-0,GWT 750°C



Ordering Information & Dimensions:

PART NO.	Dimensions	
	A	B
2P	2.00	6.30
4P	4.00	10.30
6P	6.00	14.30
8P	8.00	18.30
10P	10.00	22.30

Unit: mm



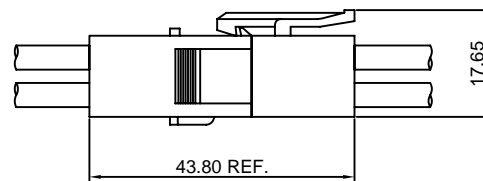
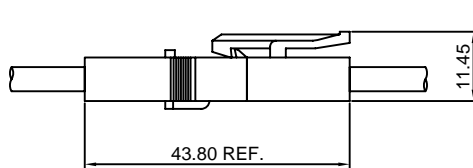
Specifications

- Current rating:10A AC,DC
- Voltage rating:250V AC,DC
- Temperature range:-40°C~+105°C
- Contact resistance:10mΩ Max.
- Insulation resistance:1000MΩ Min.
- Withstanding voltage:1500V AC/minute
- *Compliant with RoHS and REACH*
- *Meet the HF/Halogen Free,GWT/Glow wire Test (IEC60335-1) request,need to customize*
- *Contact CJT for details*

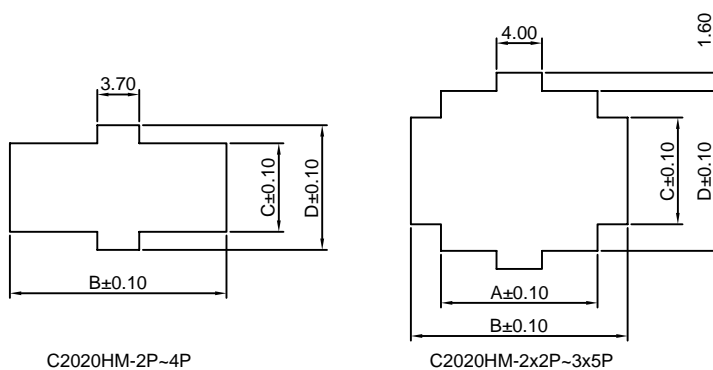
Standards



Assembly layout



Panel hole layout



C2020HM-2P-4P

C2020HM-2x2P-3x5P

PART NO.	Dimensions			
	A	B	C	D
C2020HM-2P	----	19.10	7.80	11.00
C2020HM-3P	----	25.30	7.80	11.00
C2020HM-4P	----	31.50	7.80	11.00
C2020HM-2x2P	13.80	19.10	9.40	14.10
C2020HM-2x3P	20.00	25.30	9.40	14.10
C2020HM-3x3P	20.00	25.30	9.40	20.30
C2020HM-3x4P	26.20	31.50	12.80	20.30
C2020HM-3x5P	32.40	37.70	12.80	20.30

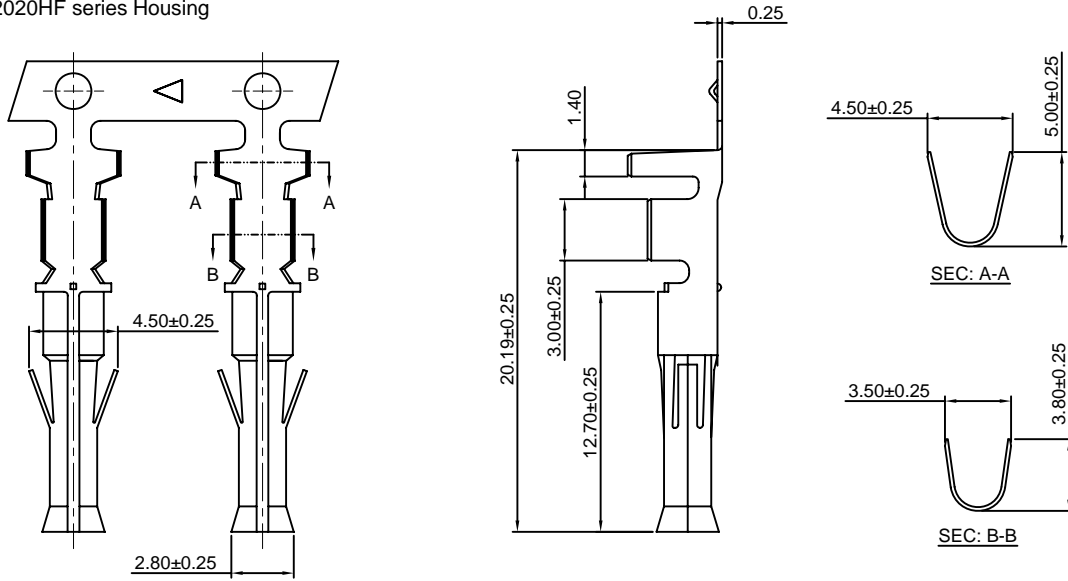
Unit:mm

C2020F-T

6.20mm pitch Crimp Terminal

Reference Informations:

*Used in CJT C2020HF series Housing



Ordering information & Specifications:

Unit:mm

Part NO.	Wire Range	Insulation O.D.	Material	Finish	Qty/reel
C2020F-TB	AWG#14-#20	4.10mm(max)	Brass	Tin over Nickel	2,500 PCS
C2020F-TP	AWG#14-#20	4.10mm(max)	Phosphor Bronze	Tin over Nickel	2,500 PCS
C2020F-GB	AWG#14-#20	4.10mm(max)	Brass	Gold over Nickel	2,500 PCS
C2020F-GP	AWG#14-#20	4.10mm(max)	Phosphor Bronze	Gold over Nickel	2,500 PCS

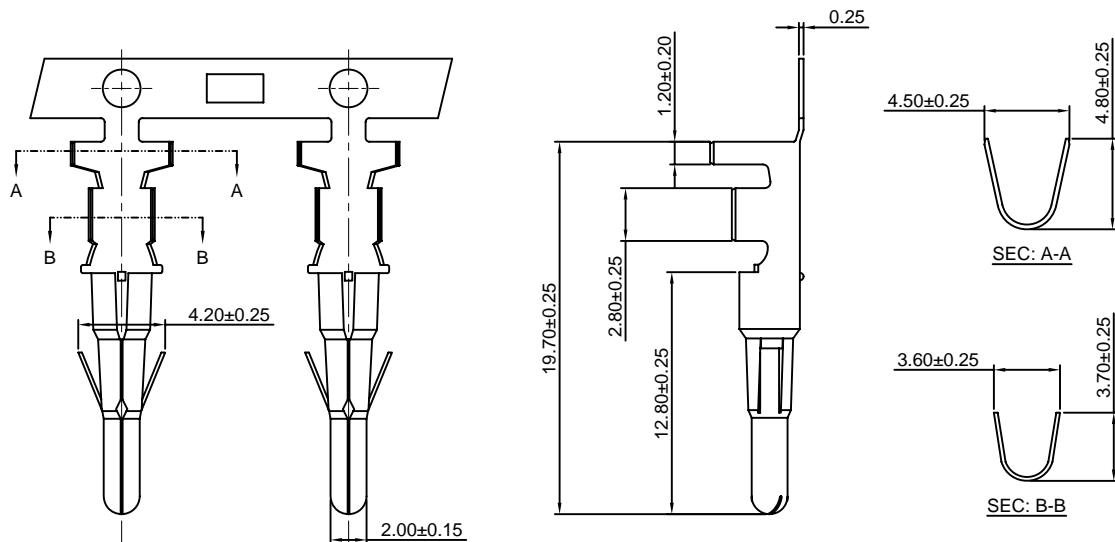
Optional Gold plating available but MOQ requested

C2020M-T

6.20mm pitch Crimp Terminal

Reference Informations:

*Used in CJT C2020HM,C2020HMA series Housing



Ordering information & Specifications:

Unit:mm

Part NO.	Wire Range	Insulation O.D.	Material	Finish	Qty/reel
C2020M-TB	AWG#14-#20	4.10mm(max)	Brass	Tin over Nickel	2,500 PCS
C2020M-TP	AWG#14-#20	4.10mm(max)	Phosphor Bronze	Tin over Nickel	2,500 PCS
C2020M-GB	AWG#14-#20	4.10mm(max)	Brass	Gold over Nickel	2,500 PCS
C2020M-GP	AWG#14-#20	4.10mm(max)	Phosphor Bronze	Gold over Nickel	2,500 PCS

Optional Gold plating available but MOQ requested

C2020H

6.20mm Pitch Housing

Reference Informations:

- *Material: Nylon 66, UL94V-2 or UL94V-0
- *C2020HM (Suitable Terminal: C2020M-T)
- *C2020HF (Suitable Terminal: C2020F-T)
- *Color: Natural

Ordering Information:
 $C2020HF-XP - \frac{***}{2} - \frac{**}{3}$

1. Part No.
2. Material:
 (blank): Nylon 66, UL94V-2
 V0: Nylon 66, UL94V-0
 GWT: Nylon 66, UL94V-0, GWT 750°C
3. Color:
 (blank): Natural
 WH: White
 BK: Black

Ordering Information:
 $C2020HM<HMA>-XP - \frac{***}{2} - \frac{**}{3}$

1. Part No.
2. Material:
 (blank): Nylon 66, UL94V-2
 V0: Nylon 66, UL94V-0
 GWT: Nylon 66, UL94V-0, GWT 750°C
3. Color:
 (blank): Natural
 WH: White
 BK: Black

Unit: mm

C2020HM<HMA>	C2020HF
<p><u>C2020HM-1P</u></p>	<p><u>C2020HF-1P</u></p>
<p><u>C2020HM-2P</u></p>	<p><u>C2020HF-2P</u></p>
<p><u>C2020HMA-2P</u></p>	<p><u>C2020HMA-2P</u></p>
<p><u>C2020HMB-2P</u></p>	<p><u>C2020HMB-2P</u></p>

C2020H

6.20mm Pitch Housing

Unit: mm

C2020HM<HMA>	C2020HF
<p><u>C2020HM-3P</u></p>	<p><u>C2020HF-3P</u></p>
<p><u>C2020HMA-3P</u></p>	
<p><u>C2020HM-4P</u></p>	<p><u>C2020HF-4P</u></p>
<p><u>C2020HM-2x2P</u></p>	<p><u>C2020HF-2x2P</u></p>
<p><u>C2020HMA-2x2P</u></p>	

C2020H

6.20mm Pitch Housing

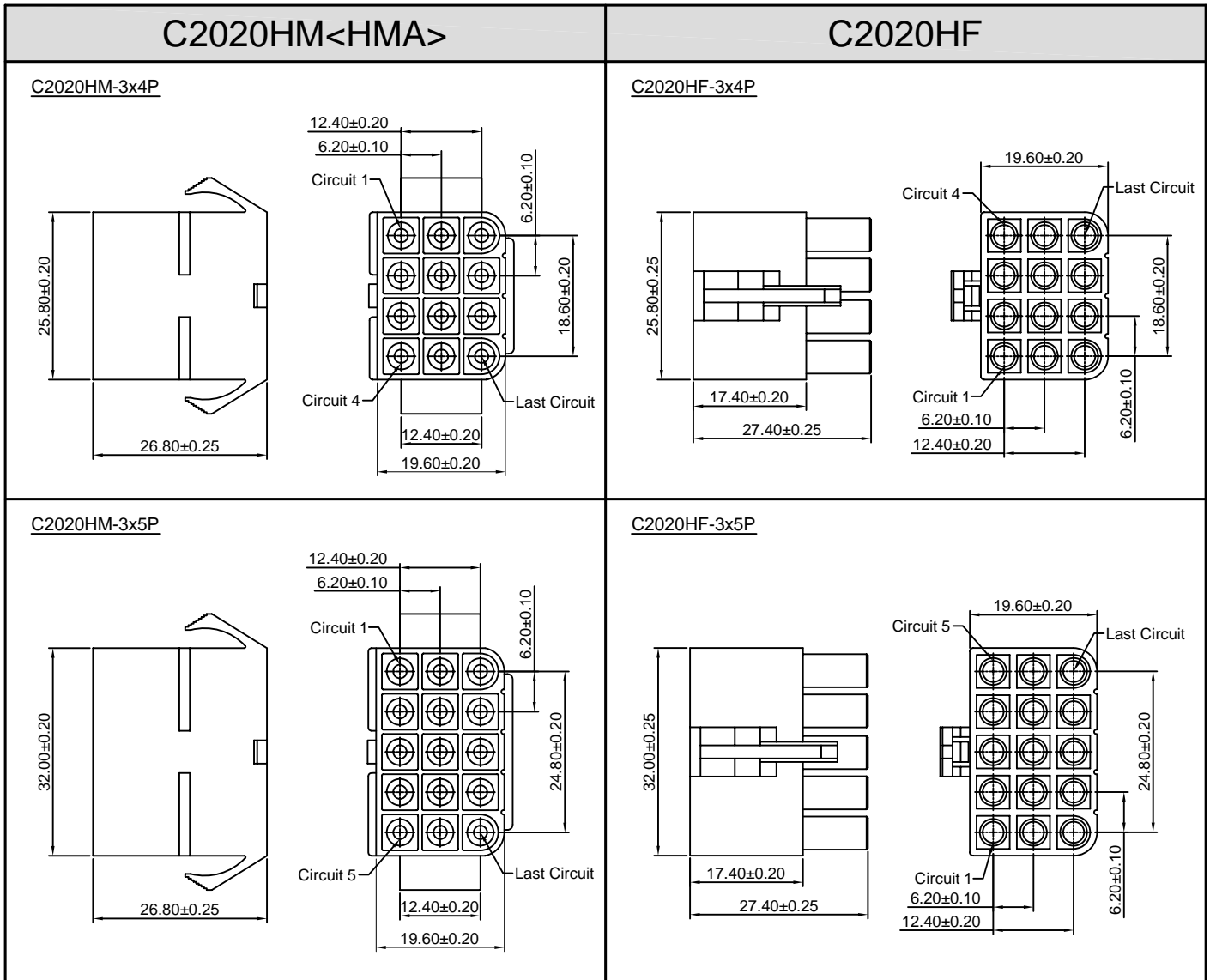
Unit: mm

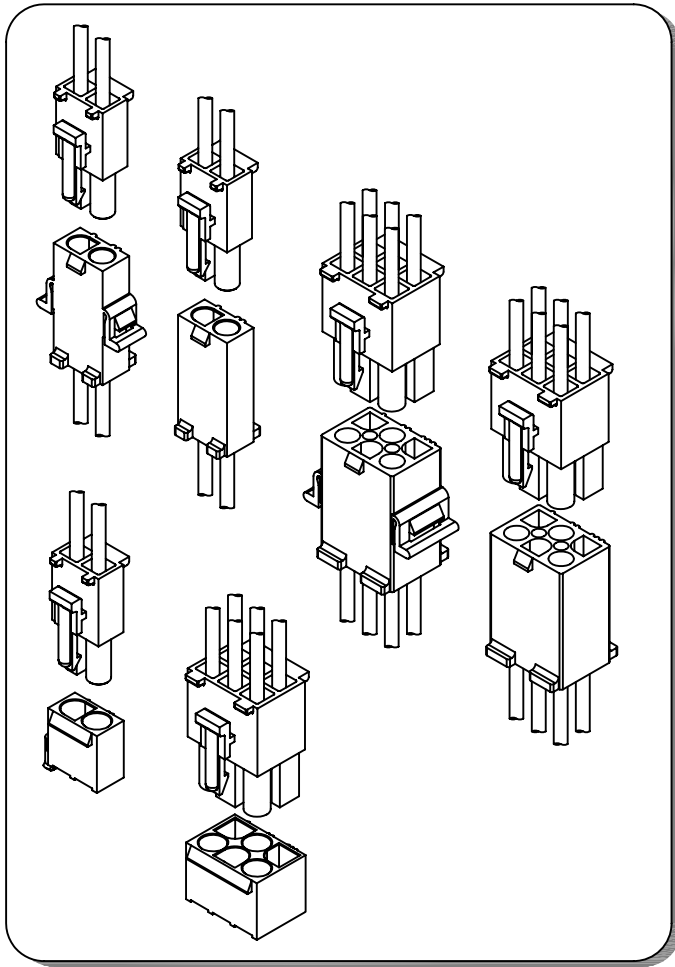
C2020HM<HMA>	C2020HF
<p><u>C2020HM-2x3P</u></p>	<p><u>C2020HF-2x3P</u></p>
<p><u>C2020HM-S-2x3P</u></p>	<p><u>C2020HF-S-2x3P</u></p>
<p><u>C2020HM-3x3P</u></p>	<p><u>C2020HF-3x3P</u></p>

C2020H

6.20mm Pitch Housing

Unit: mm





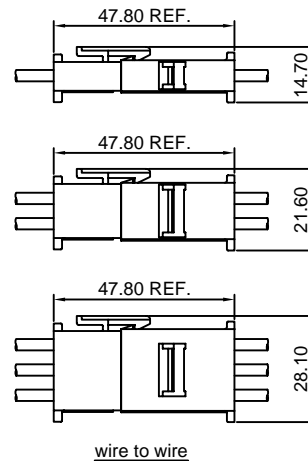
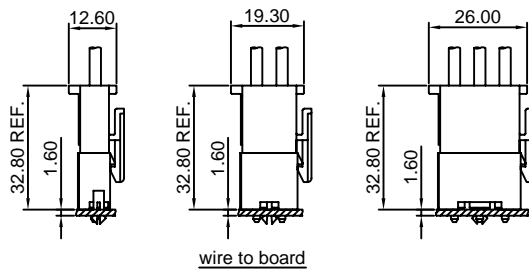
Specifications

- Current rating: 12A AC, DC
- Voltage rating: 600V AC, DC
- Temperature range: -40°C ~ +105°C
- Contact resistance: 10mΩ Max.
- Insulation resistance: 1000MΩ Min.
- Withstanding voltage: 1500V AC/minute
- *Compliant with RoHS and REACH*
- *Meet the HF/Halogen Free, GWT/Glow wire Test (IEC60335-1) request, need to customize*
- *Contact CJT for details*

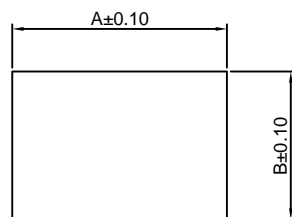
Standards



Assembly layout



Panel hole layout



PART NO.	Dimensions	
	A	B
C2363HM-1P	14.20	9.80
C2363HM-2P	20.90	10.00
C2363HM-3P	27.20	10.00
C2363HM-4P	34.30	10.00
C2363HM-2x3P	27.90	17.30
C2363HM-3x3P	28.40	23.70
C2363HM-3x4P	35.40	23.70
C2363HM-3x5P	41.90	23.70

Unit:mm

C2363H

6.70mm Pitch Housing

Reference Informations:

- *Material: Nylon 66, UL94V-2
- *C2363HM (Suitable Terminal: C5030M-T(-H), C5030ML-T(-H))
- *C2363HF (Suitable Terminal: C5030F-T(-H))
- *Color: Natural

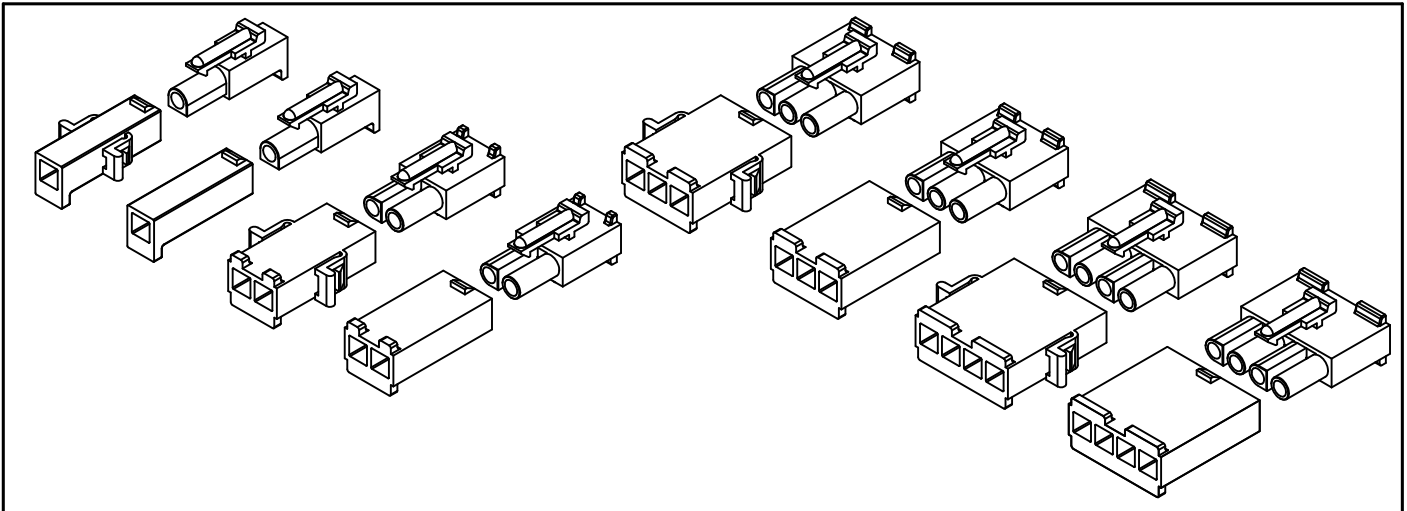
Ordering Information:

- C2363HF-XP - ***
 1 2
 1. Part No.
 2. Material/Color:
 (blank): Nylon 66, UL94V-2/Natural
 V0: Nylon 66, UL94V-0/White
 GWT: Nylon 66, UL94V-0, GWT 750°C

Ordering Information:

- C2363HM<HMA>-XP - ***
 1 2
 1. Part No.
 2. Material/Color:
 (blank): Nylon 66, UL94V-2/Natural
 V0: Nylon 66, UL94V-0/White
 GWT: Nylon 66, UL94V-0, GWT 750°C

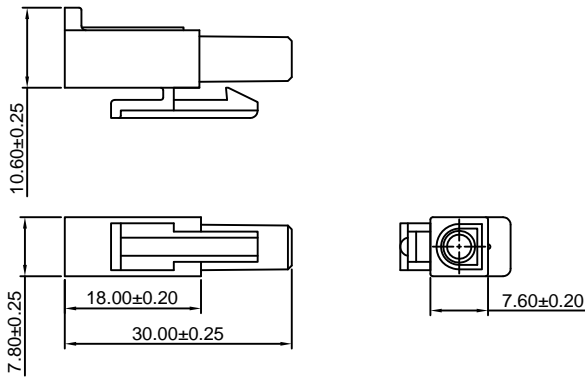
Unit: mm



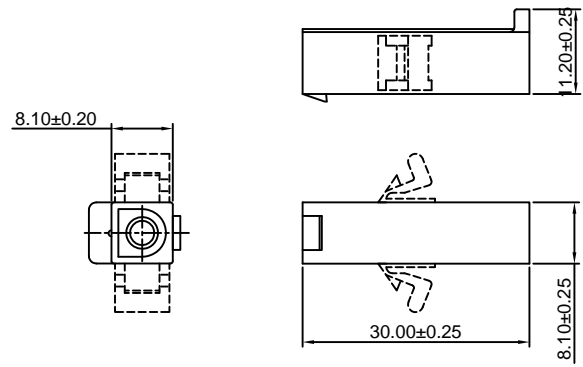
C2363HF

C2363HM<HMA>

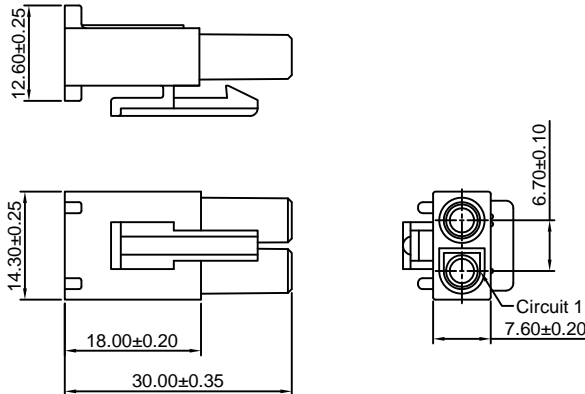
C2363HF-1P



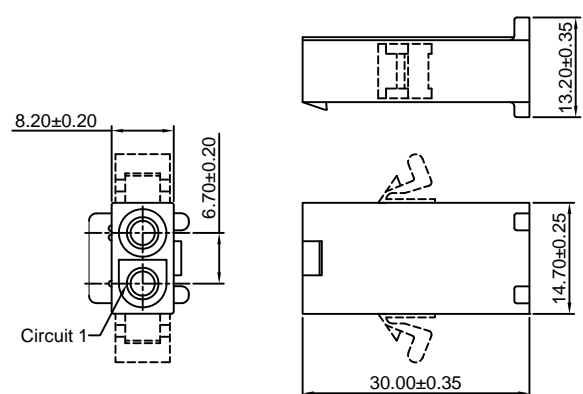
C2363HM-1P
C2363HMA-1P (WITHOUT EARS)



C2363HF-2P



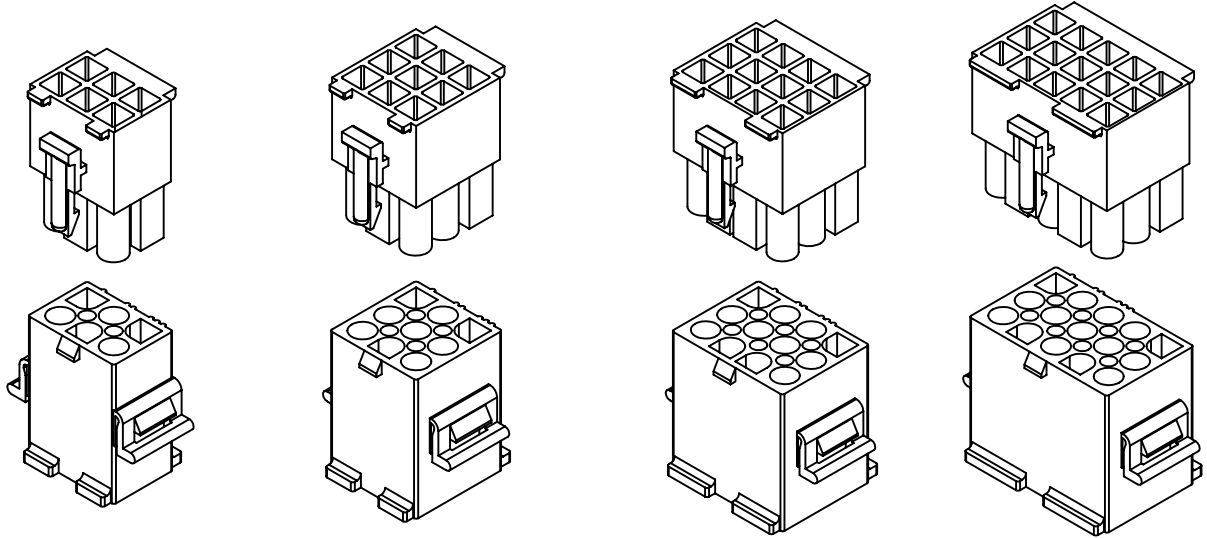
C2363HM-2P
C2363HMA-2P (WITHOUT EARS)



C2363H

6.70mm Pitch Housing

Unit: mm

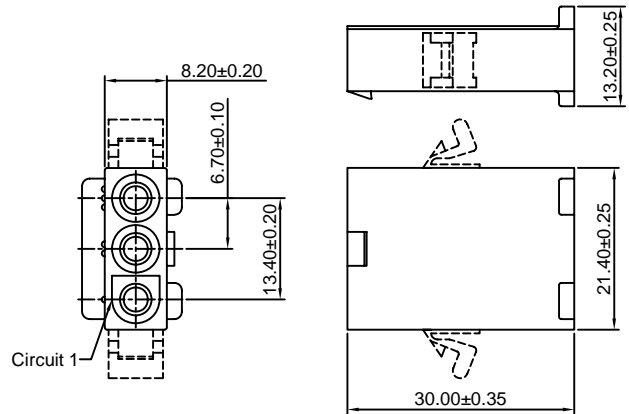
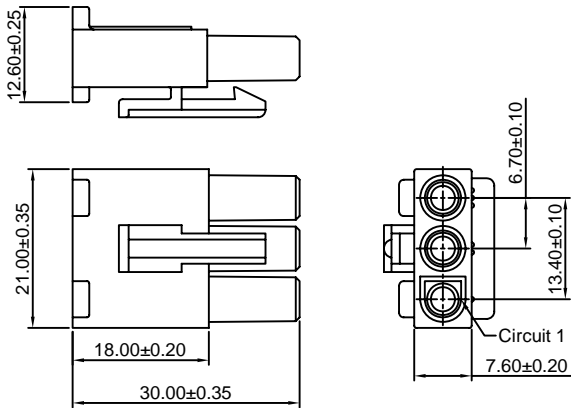


C2363HF

C2363HM<HMA>

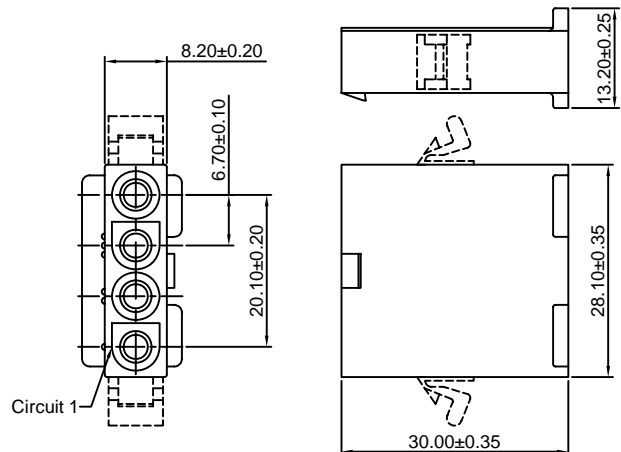
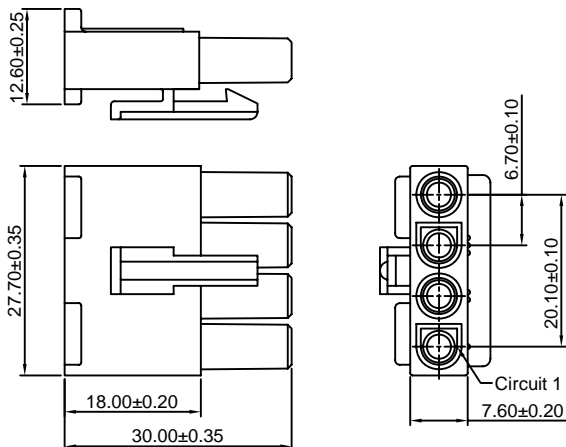
C2363HF-3P

C2363HM-3P C2363HMA-3P(WITHOUT EARS)



C2363HF-4P

C2363HM-4P C2363HMA-4P(WITHOUT EARS)



C2363H

6.70mm Pitch Housing

Reference Informations:

- *Material: Nylon 66, UL94V-2 or UL94V-0
- *C2363HM (Suitable Terminal: C5030M-T(-H), C5030ML-T(-H))
- *C2363HF (Suitable Terminal: C5030F-T(-H))
- *Color: Natural

Ordering Information:

- C2363HF-2xXP - **
 $\frac{1}{2}$
1. Part No.
 2. Material/Color:
 (blank): Nylon 66, UL94V-2/Natural
 V0: Nylon 66, UL94V-0/White
 GWT: Nylon 66, UL94V-0, GWT 750°C

Ordering Information:

- C2363HM<HMA>-2xXP - **
 $\frac{1}{2}$
1. Part No.
 2. Material/Color:
 (blank): Nylon 66, UL94V-2/Natural
 V0: Nylon 66, UL94V-0/White
 GWT: Nylon 66, UL94V-0, GWT 750°C

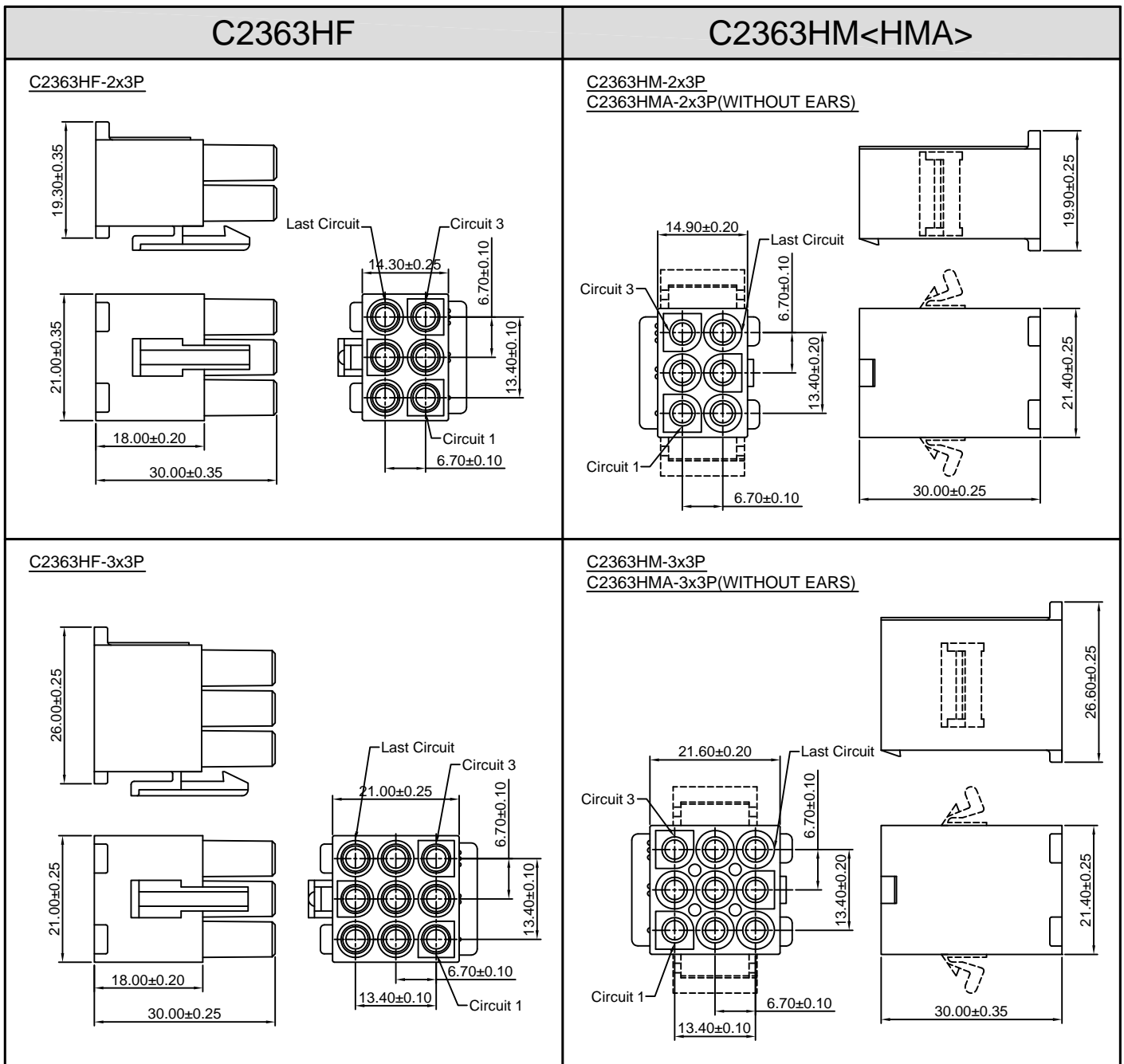
Ordering Information:

- C2363HF-3xXP - **
 $\frac{1}{2}$
1. Part No.
 2. Material/Color:
 (blank): Nylon 66, UL94V-2/Natural
 V0: Nylon 66, UL94V-0/White
 GWT: Nylon 66, UL94V-0, GWT 750°C

Ordering Information:

- C2363HM<HMA>-3xXP - **
 $\frac{1}{2}$
1. Part No.
 2. Material/Color:
 (blank): Nylon 66, UL94V-2/Natural
 V0: Nylon 66, UL94V-0/White
 GWT: Nylon 66, UL94V-0, GWT 750°C

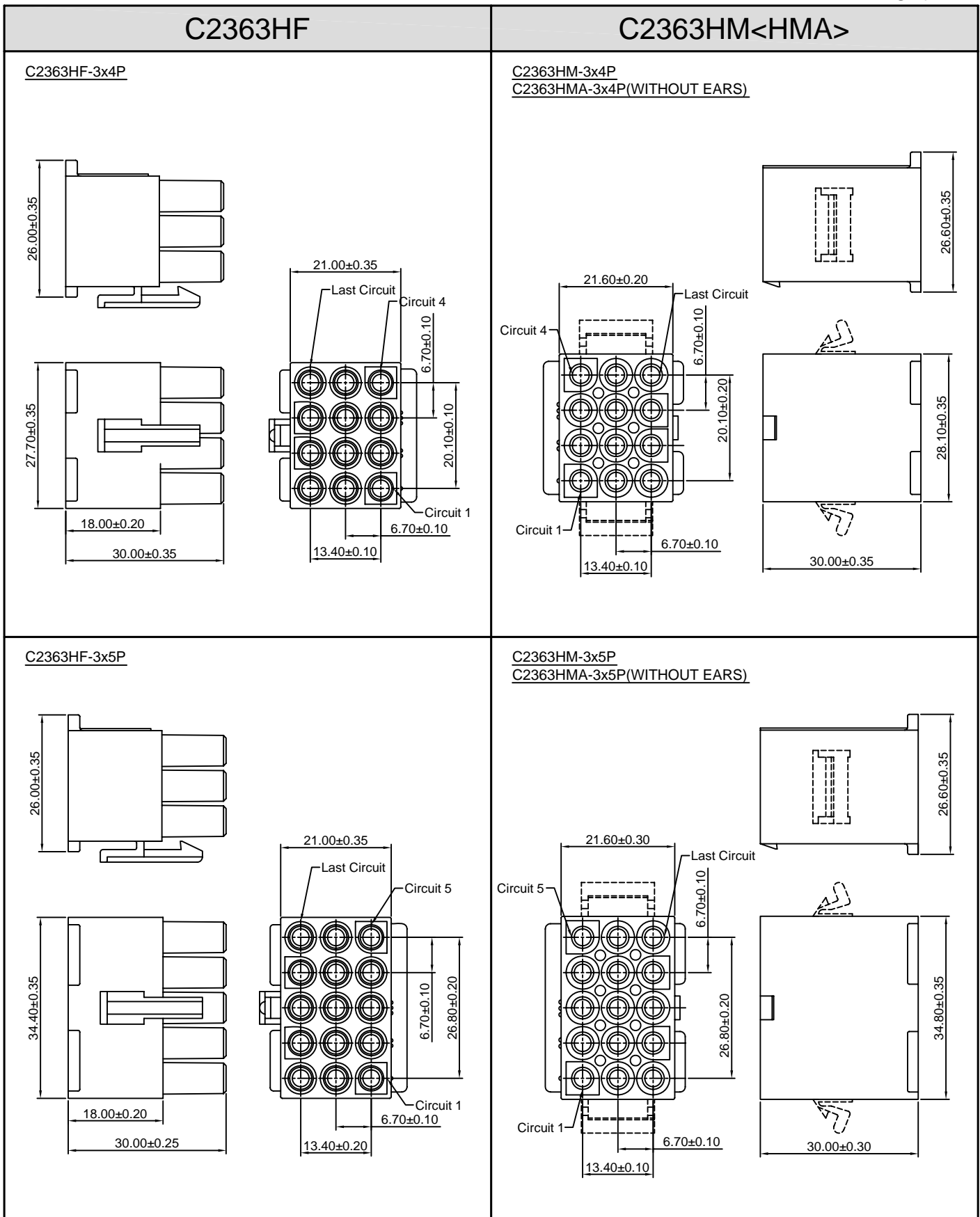
Unit: mm



C2363H

6.70mm Pitch Housing

Unit: mm



C2363WV

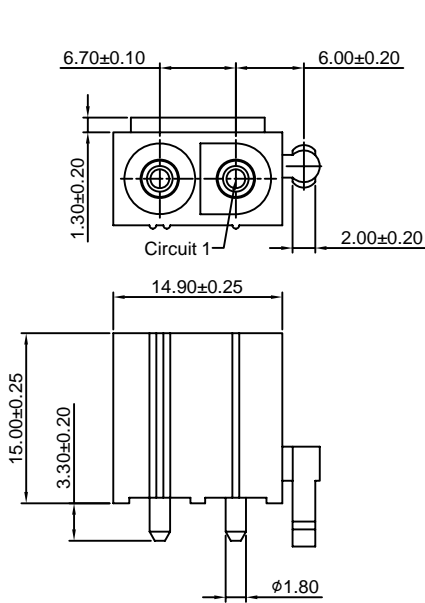
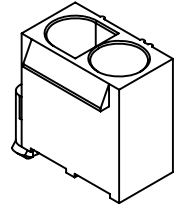
6.70mm Pitch 180° Wafer

Reference Informations:

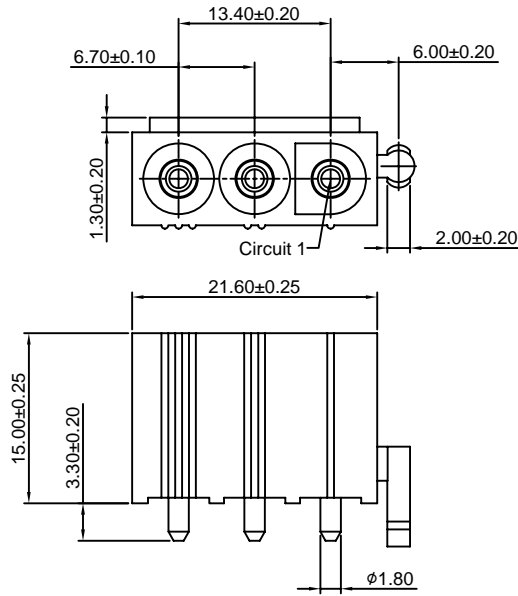
- *Material:Pin:Brass/Tin over Nickel
Insulator:Nylon 66,UL94V-2
- *Mates with CJT C2363HF-XP series single row Housing
- *Color:Natural

Ordering Information:

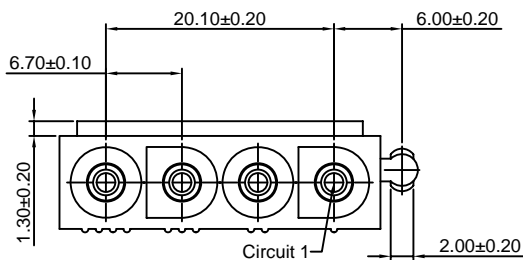
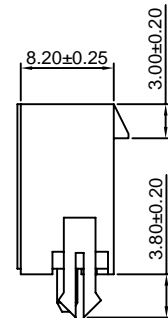
- C2363WV-XP - ***
 1 2
 1.Part No.
 2.Material/Color:
 (blank):Nylon 66,UL94V-2/Natural
 V0:Nylon 66,UL94V-0/White
 GWT:Nylon 66,UL94V-0,GWT 750°C



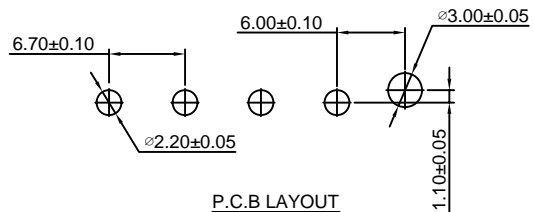
C2363WV-2P



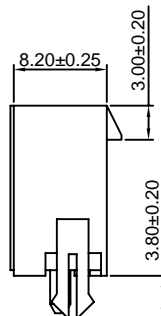
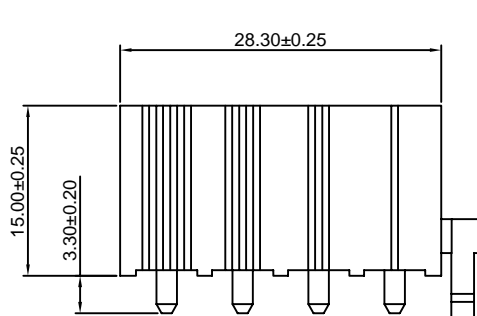
C2363WV-3P



C2363WV-4P



P.C.B LAYOUT



C2363WV-2x3P

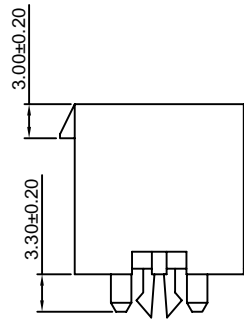
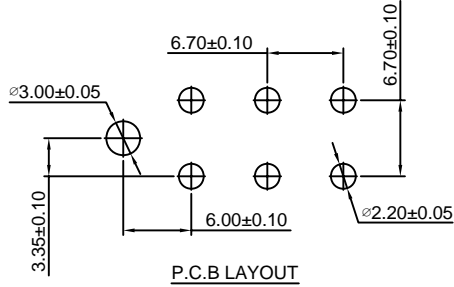
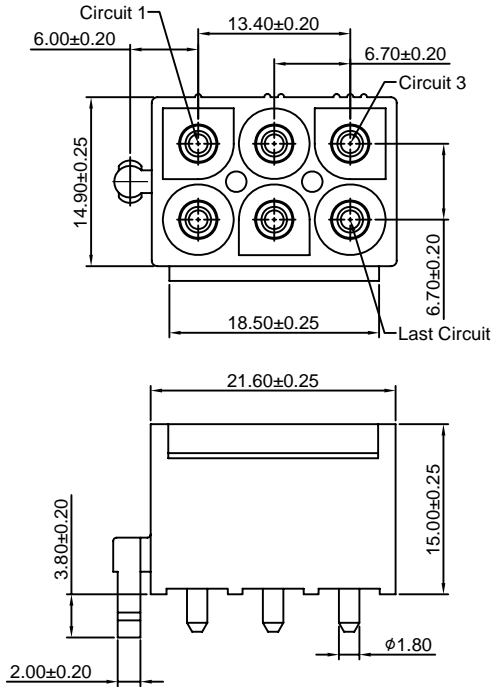
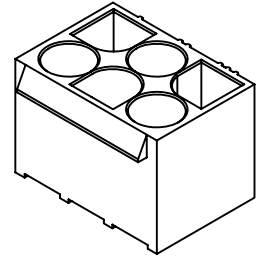
6.70mm Pitch 180° Dual Row Wafer

Reference Informations:

- *Material:Pin:Brass/Tin over Nickel
Insulator:Nylon 66,UL94V-2
- *Mates with CJT C2363HF-2x3P series Dual Row Housing
- *Color:Natural

Ordering Information:

- C2363WV-2x3P - ***
- | | |
|---|---|
| 1 | 2 |
|---|---|
- 1.Part No.
 - 2.Material/Color:
(blank):Nylon 66,UL94V-2/Natural
V0:Nylon 66,UL94V-0/White
GWT:Nylon 66,UL94V-0,GWT 750°C



C2363WV-3x3P

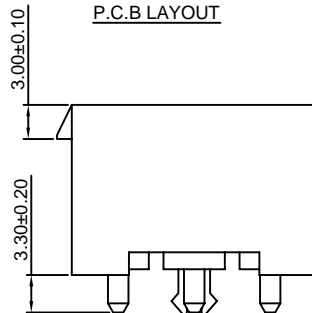
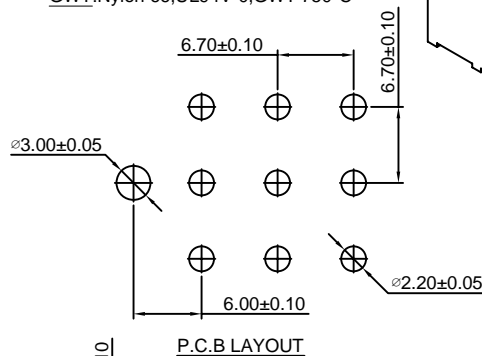
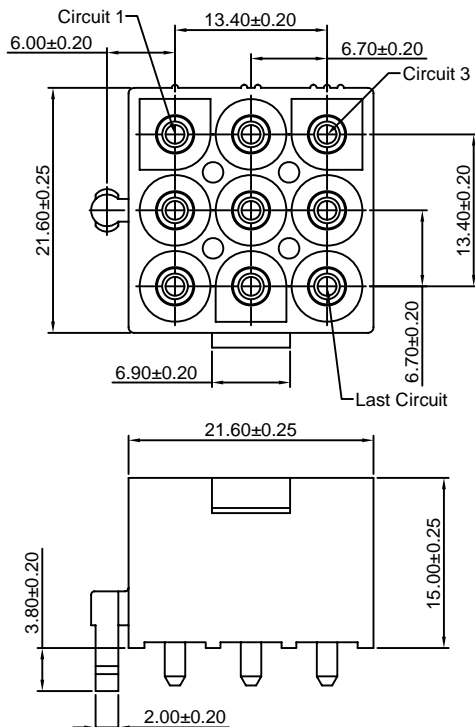
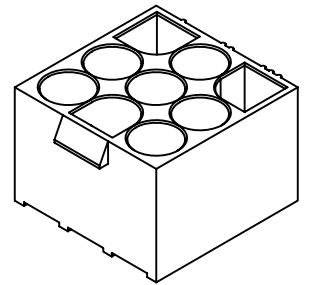
6.70mm Pitch 180° Triple Row Wafer

Reference Informations:

- *Material:Pin:Brass/Tin over Nickel
Insulator:Nylon 66,UL94V-2
- *Mates with CJT C2363HF-3x3P series Triple Row Housing
- *Color:Natural

Ordering Information:

- C2363WV-3x3P - ***
- | | |
|---|---|
| 1 | 2 |
|---|---|
- 1.Part No.
 - 2.Material/Color:
(blank):Nylon 66,UL94V-2/Natural
V0:Nylon 66,UL94V-0/White
GWT:Nylon 66,UL94V-0,GWT 750°C




Specifications

Current rating:3A AC,DC
Voltage rating:250V AC,DC
Temperature range:-40°C~+105°C
Contact resistance:10mΩ Max.
Insulation resistance:500MΩ Min.
Withstanding voltage:5000V AC/minute
Compliant with RoHS and REACH
Meet the HF/Halogen Free,need to customize
Contact CJT for details

Standards



Assembly layout

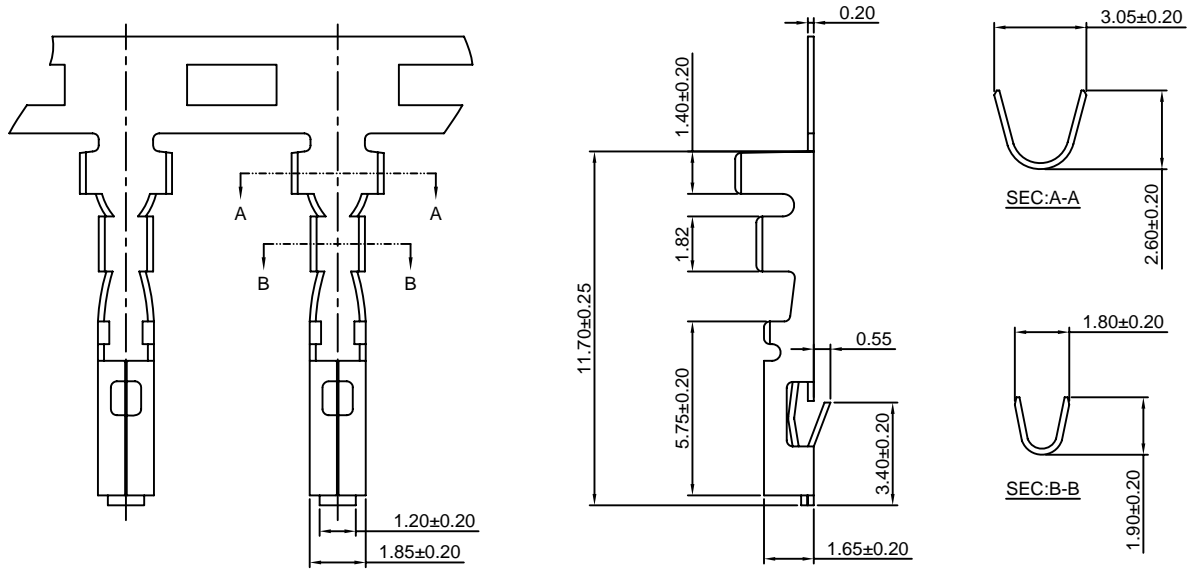


C2501F-T

2.50mm pitch Crimp Terminal

Reference Informations:

*Used in CJT C2501HF-2P series Housing



Ordering information & Specifications:

Unit:mm

Part NO.	Wire Range	Insulation O.D.	Material	Finish	Qty/reel
C2501F-TB	AWG#22-#28	1.80mm(max)	Brass	Tin over Nickel	7,000 PCS
C2501F-TP	AWG#22-#28	1.80mm(max)	Phosphor Bronze	Tin over Nickel	7,000 PCS
C2501F-GB	AWG#22-#28	1.80mm(max)	Brass	Gold over Nickel	7,000 PCS
C2501F-GP	AWG#22-#28	1.80mm(max)	Phosphor Bronze	Gold over Nickel	7,000 PCS

Optional Gold plating available but MOQ requested

C2501HF-2P

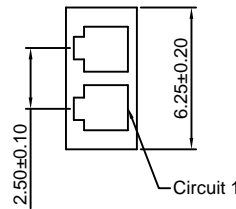
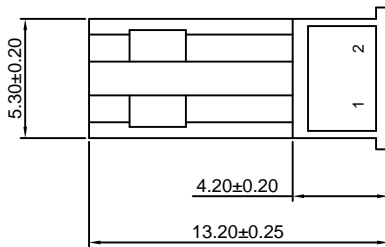
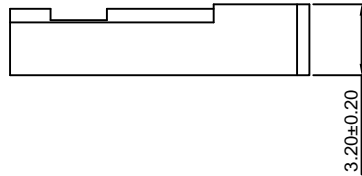
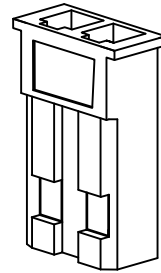
2.50mm Pitch Housing

Reference Informations:

- *Material: Nylon 66, UL94V-2 or UL94V-0
- *Suitable CJT C2501F-T series Terminal
- *Mates with CJT C2501HM-2P series Housing
- *Color: Red

Ordering Information:

- C2501HF-2P - ***
- | | |
|---|---|
| 1 | 2 |
|---|---|
- 1. Part No.
 - 2. Color and Material:
 (blank): Red/Nylon 66, UL94V-2
 WH: White/Nylon 66, UL94V-0
 BK: Black/Nylon 66, UL94V-0
 GWT: Nylon 66, UL94V-0, GWT 750°C



Unit: mm

C2501HM-2P

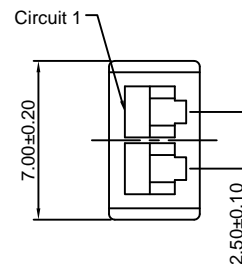
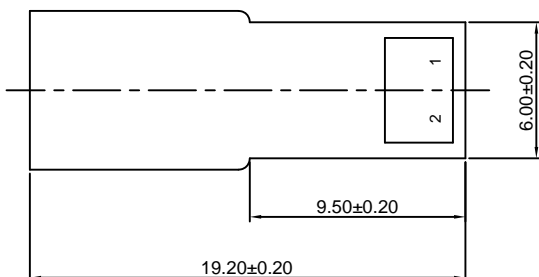
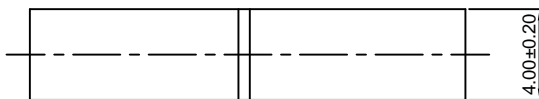
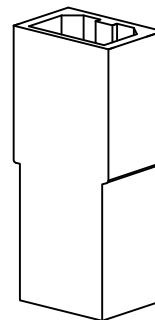
2.50mm Pitch Housing

Reference Informations:

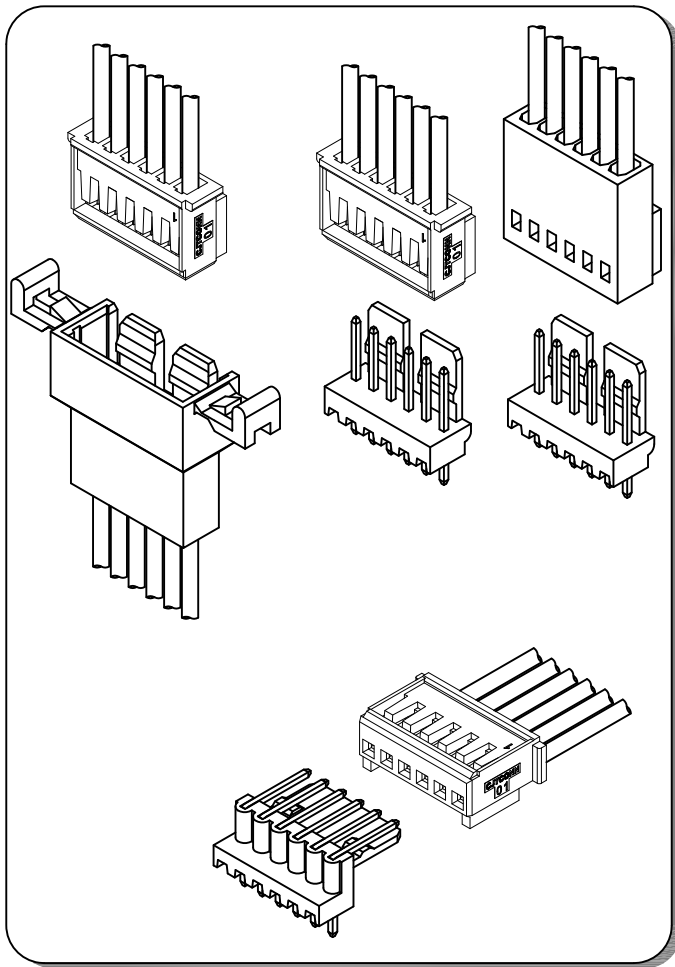
- *Material: Nylon 66, UL94V-2 or UL94V-0
- *Suitable CJT C2521M-T series Terminal
- *Mates with CJT C2501HF-2P series Housing
- *Color: Red

Ordering Information:

- C2501HM-2P - ***
- | | |
|---|---|
| 1 | 2 |
|---|---|
- 1. Part No.
 - 2. Color and Material:
 (blank): Red/Nylon 66, UL94V-2
 WH: White/Nylon 66, UL94V-0
 BK: Black/Nylon 66, UL94V-0
 GWT: Nylon 66, UL94V-0, GWT 750°C



Unit: mm



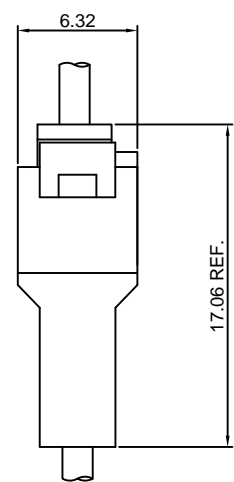
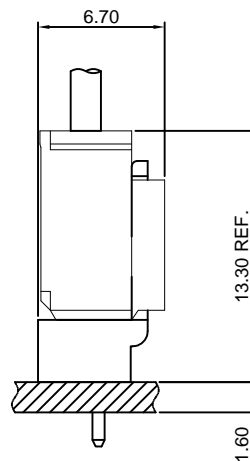
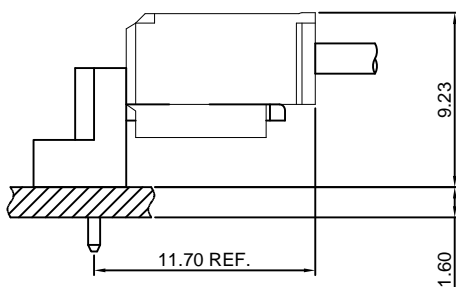
Specifications

- Current rating: 3A AC, DC
- Voltage rating: 250V AC, DC
- Temperature range: -40°C ~ +105°C
- Contact resistance: 20mΩ Max.
- Insulation resistance: 1000MΩ Min.
- Withstanding voltage: 1000V AC/minute
- *Compliant with RoHS and REACH*
- *Meet the HF/Halogen Free, need to customize*
- *Contact CJT for details*

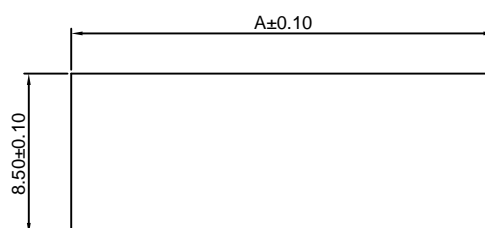
Standards



Assembly layout



Panel hole layout



PART NO.	Dimensions
	A
C2504HM-2P	12.40
C2504HM-3P	14.90
C2504HM-4P	17.40
C2504HM-5P	19.90
C2504HM-6P	22.40
C2504HM-7P	24.90
C2504HM-8P	27.40
C2504HM-9P	29.90
C2504HM-10P	32.40
C2504HM-11P	34.90
C2504HM-12P	37.40

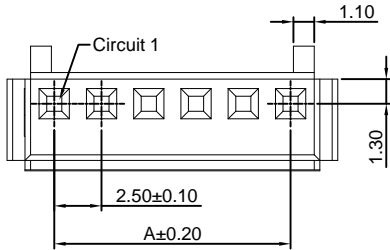
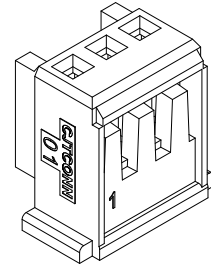
Unit:mm

C2504HFA-XP

2.50mm Pitch Housing

Reference Informations:

- *Material:Nylon 66,UL94V-0
- *Suitable CJT A2509-T-A series Terminal
- *Mates with CJT C2504HM,HMA,HMB-XP series Housing or C2504WV,WR-XP,C2504WVR-XP series Wafer
- *Color:Beige



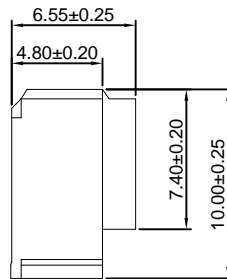
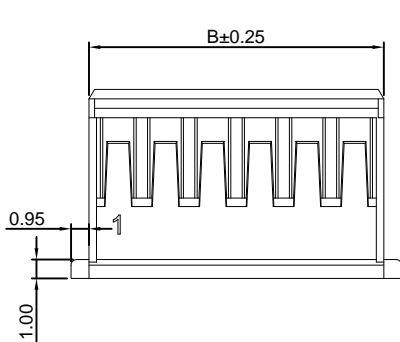
Ordering Information:
C2504HFA-XP - *** - **
1 2 3

- 1.Part No.
- 2.Material:
(blank):Nylon 66,UL94V-0
GWT:Nylon 66,UL94V-0,GWT 750°C
- 3.Color:
(blank):Beige
WH:White

Ordering Information & Dimensions:

PART NO.	Dimensions	
	A	B
2P	2.50	5.60
3P	5.00	8.10
4P	7.50	10.60
5P	10.00	13.10
6P	12.50	15.60
7P	15.00	18.10
8P	17.50	20.60
9P	20.00	23.10
10P	22.50	25.60
11P	25.00	28.10
12P	27.50	30.60
13P	30.00	33.10
14P	32.50	35.60
15P	35.00	38.10
16P	37.50	40.60
17P	40.00	43.10
18P	42.50	45.60
19P	45.00	48.10
20P	47.50	50.60

Unit: mm

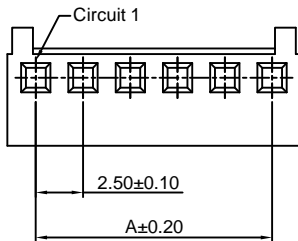
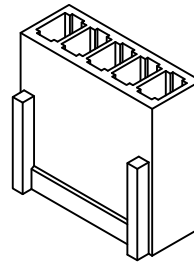


C2504AH-XP

2.50mm Pitch Housing

Reference Informations:

- *Material:Nylon 66,UL94V-0
- *Suitable CJT A2543-T series Terminal
- *Mates with CJT C2504WV,WR-XP, C2504WVR-XP series Wafer
- *Color:Beige



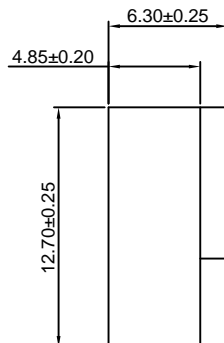
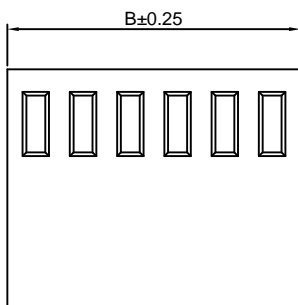
Ordering Information:
C2504AH-XP - *** - **
1 2 3

- 1.Part No.
- 2.Material:
(blank):Nylon 66,UL94V-0
GWT:Nylon 66,UL94V-0,GWT 750°C
- 3.Color:
(blank):Beige
WH:White

Ordering Information & Dimensions:

PART NO.	Dimensions	
	A	B
2P	2.50	5.50
3P	5.00	8.00
4P	7.50	10.50
5P	10.00	13.00
6P	12.50	15.50
7P	15.00	18.00
8P	17.50	20.50
9P	20.00	23.00
10P	22.50	25.50
11P	25.00	28.00
12P	27.50	30.50
13P	30.00	33.00
14P	32.50	35.50
15P	35.00	38.00
16P	37.50	40.50
17P	40.00	43.00
18P	42.50	45.50
19P	45.00	48.00
20P	47.50	50.50

Unit: mm



C2504HM-XP

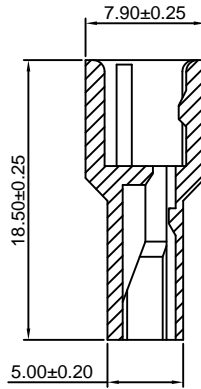
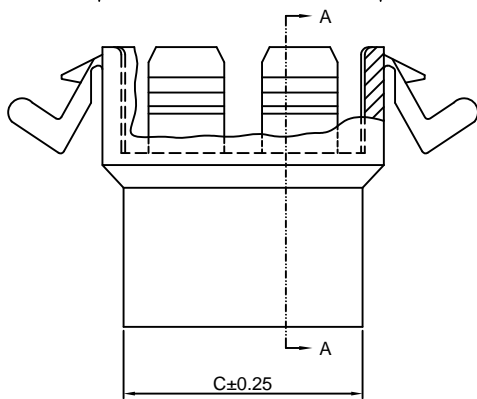
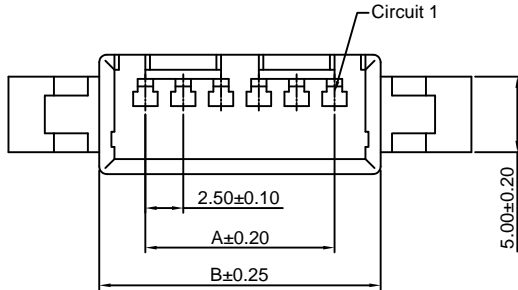
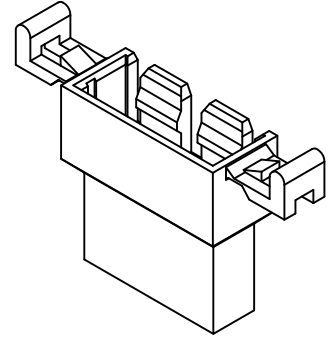
2.50mm Pitch Housing

Reference Informations:

- *Material:Nylon 66, UL94V-0
- *Suitable CJT A2501M-T series Terminal
- *Mates with CJT C2504HFA-XP series Housing
- *Color:Beige

Ordering Information:
C2504HM-XP - *** - **
1 2 3

- 1.Part No.
- 2.Material:
(blank):Nylon 66,UL94V-0
GWT:Nylon 66,UL94V-0,GWT 750°C
- 3.Color:
(blank):Beige
WH:White



SEC:A-A

Ordering Information & Dimensions:

PART NO.	Dimensions		
	A	B	C
2P	2.50	8.60	5.80
3P	5.00	11.10	8.30
4P	7.50	13.60	10.80
5P	10.00	16.10	13.30
6P	12.50	18.60	15.80
7P	15.00	21.10	18.30
8P	17.50	23.60	20.80
9P	20.00	26.10	23.30
10P	22.50	28.60	25.80
11P	25.00	31.10	28.30
12P	27.50	33.60	30.80

Unit: mm

C2504HMA-XP

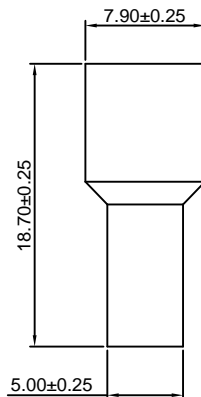
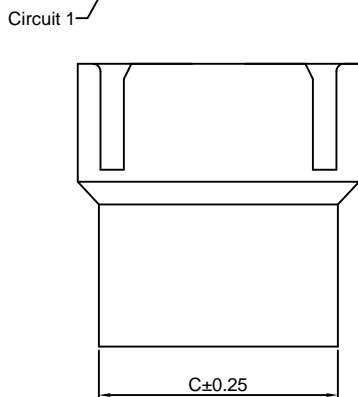
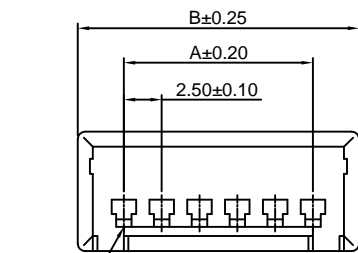
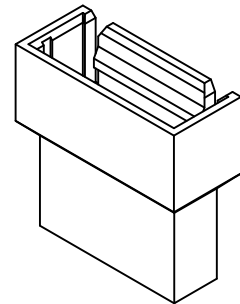
2.50mm Pitch Housing

Reference Informations:

- *Material:Nylon 66, UL94V-0
- *Suitable CJT A2501M-T series Terminal
- *Mates with CJT C2504HFA-XP series Housing
- *Color:Beige

Ordering Information:
C2504HMA-XP - *** - **
1 2 3

- 1.Part No.
- 2.Material:
(blank):Nylon 66,UL94V-0
GWT:Nylon 66,UL94V-0,GWT 750°C
- 3.Color:
(blank):Beige
WH:White



Ordering Information & Dimensions:

PART NO.	Dimensions		
	A	B	C
2P	2.50	8.60	5.80
3P	5.00	11.10	8.30
4P	7.50	13.60	10.80
5P	10.00	16.10	13.30
6P	12.50	18.60	15.80
7P	15.00	21.10	18.30
8P	17.50	23.60	20.80
9P	20.00	26.10	23.30
10P	22.50	28.60	25.80
11P	25.00	31.10	28.30
12P	27.50	33.60	30.80

Unit: mm

C2504HMB-XP

2.50mm Pitch Housing

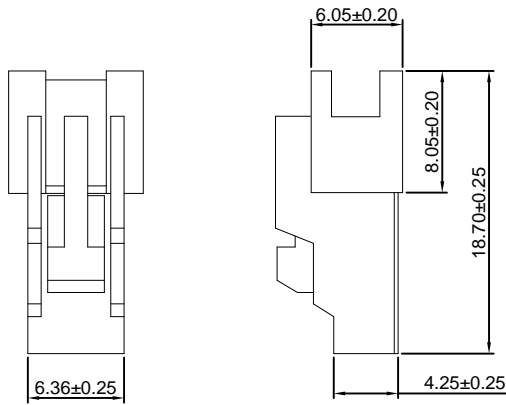
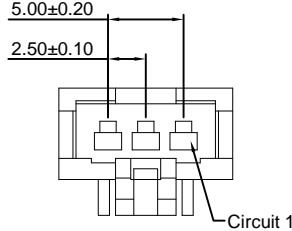
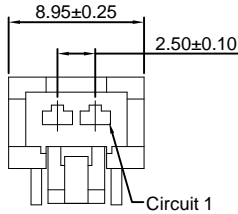
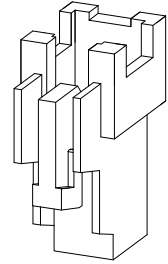
Reference Informations:

- *Material:Nylon 66, UL94V-0
- *Suitable CJT A2501M-T series Terminal
- *Mates with CJT C2504HFA-XP series Housing
- *Color:White

Ordering Information:

C2504HMB-XP - ***
 1 2

- 1.Part No.
- 2.Material:
 (blank):Nylon 66,UL94V-0
 GWT:Nylon 66,UL94V-0,GWT 750°C



2P

3P

C2504WV-XP

2.50mm Pitch 180° Wafer

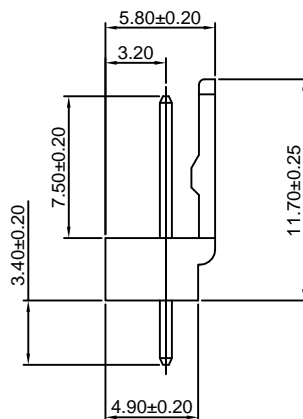
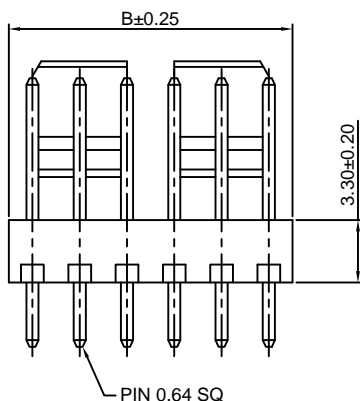
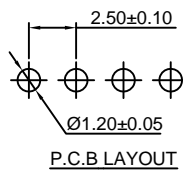
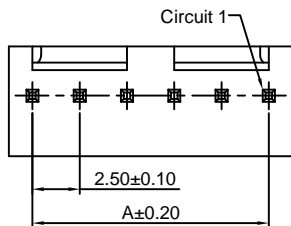
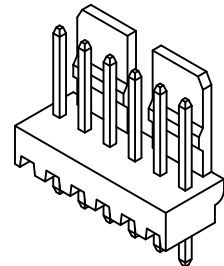
Reference Informations:

- *Material:Pin:Brass/Tin over Nickel
 Insulator:Nylon 66,UL94V-0
- *Mates with CJT C2504HFA,AH-XP series Housing
- *Color:Beige

Ordering Information:

C2504WV-XP - *** - **
 1 2 3

- 1.Part No.
- 2.Material:
 (blank):Nylon 66,UL94V-0
 GWT:Nylon 66,UL94V-0,GWT 750°C
- 3.Finish:
 (blank):Tin over Nickel
 G:Gold over Nickel



Ordering Information & Dimensions:

PART NO.	Dimensions	
	A	B
2P	2.50	5.00
3P	5.00	7.50
4P	7.50	10.00
5P	10.00	12.50
6P	12.50	15.00
7P	15.00	17.50
8P	17.50	20.00
9P	20.00	22.50
10P	22.50	25.00
11P	25.00	27.50
12P	27.50	30.00
13P	30.00	32.50
14P	32.50	35.00
15P	35.00	37.50
16P	37.50	40.00
17P	40.00	42.50
18P	42.50	45.00
19P	45.00	47.50
20P	47.50	50.00

Unit: mm

C2504WR-XP

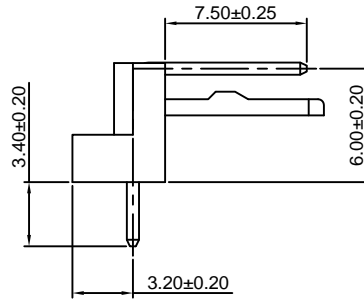
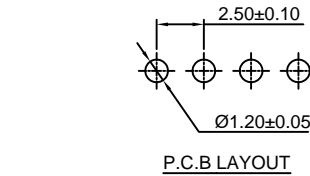
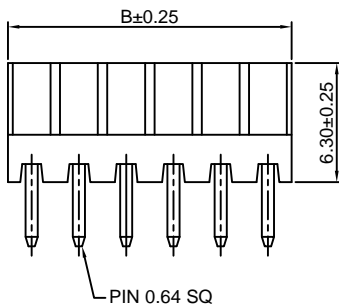
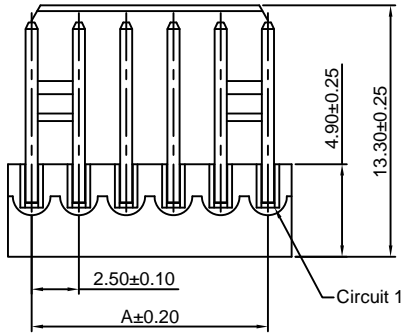
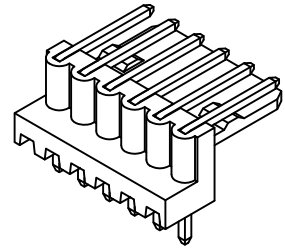
2.50mm Pitch 90° Wafer

Reference Informations:

- *Material: Pin: Brass/Tin over Nickel
Insulator: Nylon 66, UL94V-0
- *Mates with CJT C2504HFA, AH-XP series Housing
- *Color: Beige

Ordering Information:

- C2504WR-XP - *** - **
1 2 3
1. Part No.
 2. Material:
(blank): Nylon 66, UL94V-0
GWT: Nylon 66, UL94V-0, GWT 750°C
 3. Finish:
(blank): Tin over Nickel
G: Gold over Nickel



Ordering Information & Dimensions:

PART NO.	Dimensions	
	A	B
2P	2.50	5.00
3P	5.00	7.50
4P	7.50	10.00
5P	10.00	12.50
6P	12.50	15.00
7P	15.00	17.50
8P	17.50	20.00
9P	20.00	22.50
10P	22.50	25.00
11P	25.00	27.50
12P	27.50	30.00
13P	30.00	32.50
14P	32.50	35.00
15P	35.00	37.50
16P	37.50	40.00
17P	40.00	42.50
18P	42.50	45.00
19P	45.00	47.50
20P	47.50	50.00

Unit: mm

C2504WVR-XP

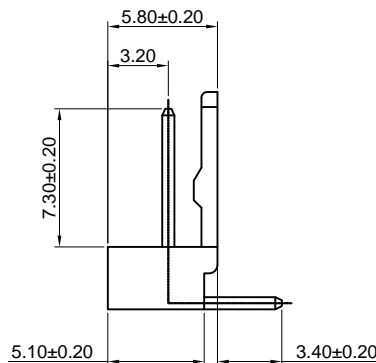
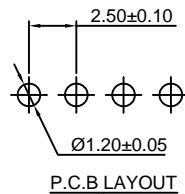
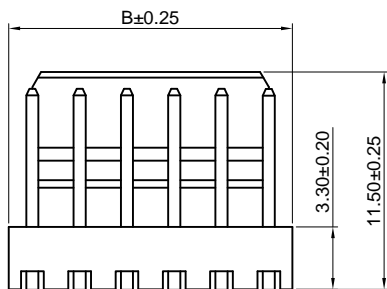
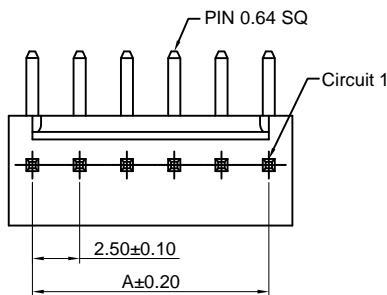
2.50mm Pitch 90° Wafer

Reference Informations:

- *Material: Pin: Brass/Tin over Nickel
Insulator: Nylon 66, UL94V-0
- *Mates with CJT C2504HFA, AH-XP series Housing
- *Color: Beige

Ordering Information:

- C2504WVR-XP - *** - **
1 2 3
1. Part No.
 2. Material:
(blank): Nylon 66, UL94V-0
GWT: Nylon 66, UL94V-0, GWT 750°C
 3. Finish:
(blank): Tin over Nickel
G: Gold over Nickel



Ordering Information & Dimensions:

PART NO.	Dimensions	
	A	B
2P	2.50	5.00
3P	5.00	7.50
4P	7.50	10.00
5P	10.00	12.50
6P	12.50	15.00
7P	15.00	17.50
8P	17.50	20.00
9P	20.00	22.50
10P	22.50	25.00
11P	25.00	27.50
12P	27.50	30.00
13P	30.00	32.50
14P	32.50	35.00
15P	35.00	37.50
16P	37.50	40.00
17P	40.00	42.50
18P	42.50	45.00
19P	45.00	47.50
20P	47.50	50.00

Unit: mm

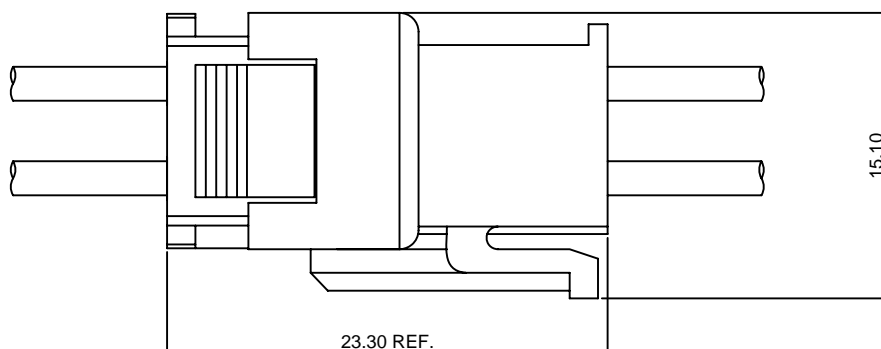
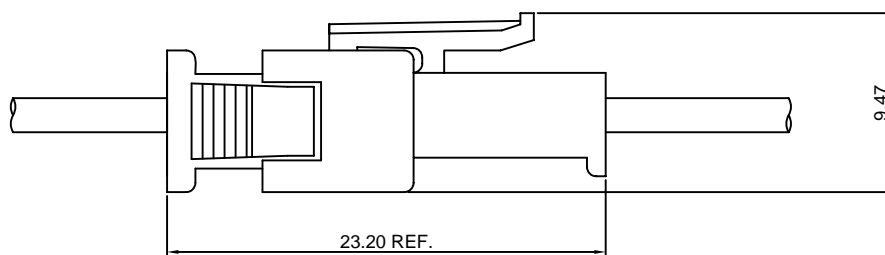
Specifications

- Current rating:3A AC,DC
- Voltage rating:250V AC,DC
- Temperature range:-40°C~+105°C
- Contact resistance:10mΩ Max.
- Insulation resistance:500MΩ Min.
- Withstanding voltage:1500V AC/minute
- *Compliant with RoHS and REACH*
- *Meet the HF/Halogen Free,need to customize*
- *Contact CJT for details*

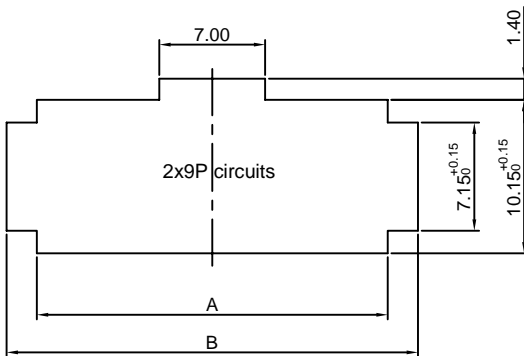
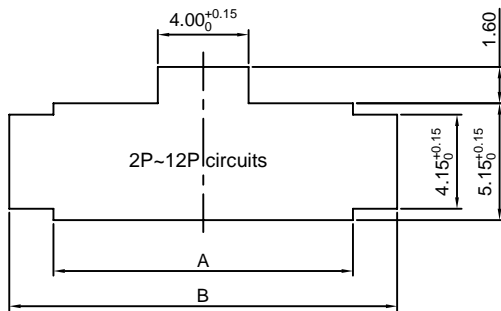
Standards



Assembly layout



Panel hole layout



PART NO.	Panel thickness(mm)					
	0.50~0.90		1.00~1.50		1.50~2.00	
	A	B	A	B	A	B
C2521HF-2P	5.70	9.60	5.70	9.80	5.70	10.00
C2521HF-3P	8.20	12.10	8.20	12.30	8.20	12.50
C2521HF-4P	10.70	14.60	10.70	14.80	10.70	15.00
C2521HF-5P	13.20	17.10	13.20	17.30	13.20	17.50
C2521HF-6P	15.70	19.60	15.70	19.80	15.70	20.00
C2521HF-7P	18.20	22.10	18.20	22.30	18.20	22.50
C2521HF-8P	20.70	24.60	20.70	24.80	20.70	24.00
C2521HF-9P	23.20	27.10	23.20	27.30	23.20	27.50
C2521HF-10P	25.70	29.60	25.70	29.80	25.70	30.00
C2521HF-11P	28.20	32.10	28.20	32.30	28.20	32.50
C2521HF-12P	30.70	34.60	30.70	34.80	30.70	35.00
C2521HF-2x9P	23.20	27.20	23.20	27.40	23.20	27.60

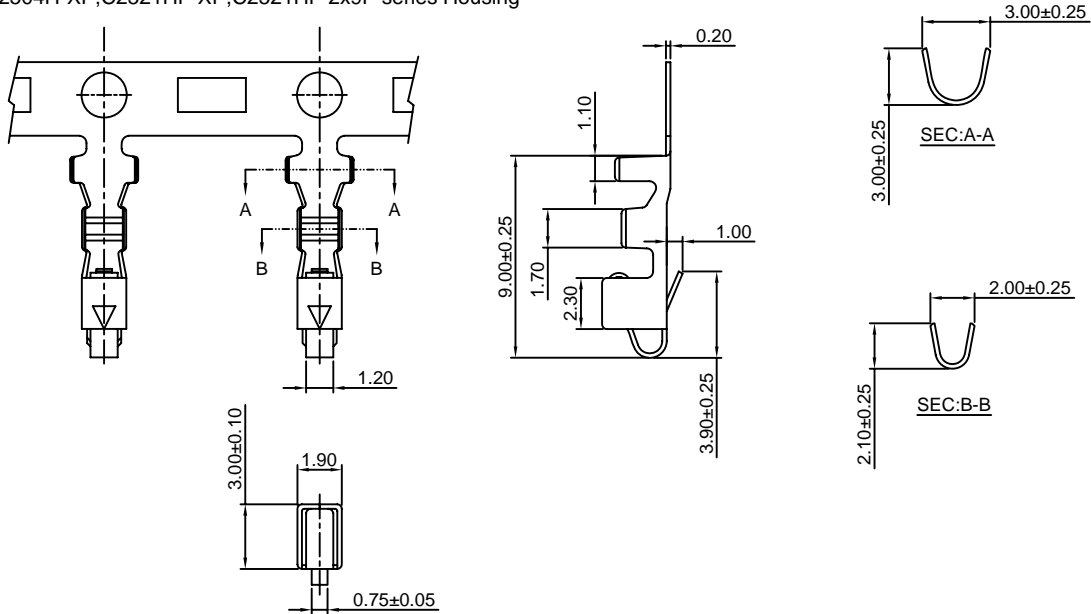
Unit:mm

C2521F-T

2.50mm pitch Crimp Terminal

Reference Informations:

*Used in CJT A2504H-XP, C2521HF-XP, C2521HF-2x9P series Housing



Ordering information & Specifications:

Unit:mm

Part NO.	Wire Range	Insulation O.D.	Material	Finish	Qty/reel
C2521F-TP	AWG#22-#28	1.80mm(max)	Phosphor Bronze	Tin over Nickel	7,000 PCS
C2521F-GP	AWG#22-#28	1.80mm(max)	Phosphor Bronze	Gold over Nickel	7,000 PCS

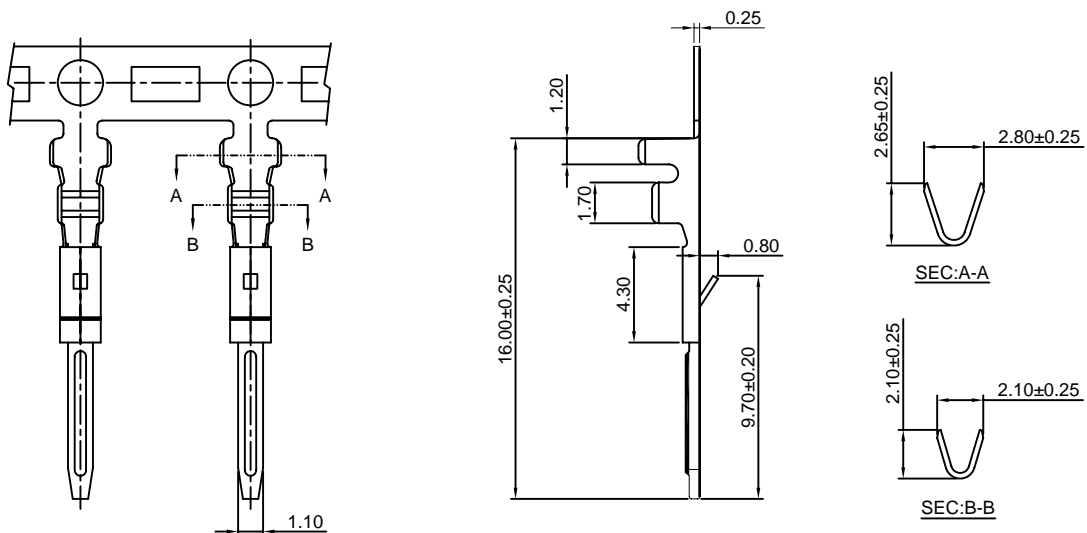
Optional Gold plating available but MOQ requested

C2521M-T

2.50mm pitch Crimp Terminal

Reference Informations:

*Used in CJT C2501HM-2P, C2521HM-XP, C2521HM-2x9P series Housing



Ordering information & Specifications:

Unit:mm

Part NO.	Wire Range	Insulation O.D.	Material	Finish	Qty/reel
C2521M-TP	AWG#22-#28	1.80mm(max)	Phosphor Bronze	Tin over Nickel	10,000 PCS
C2521M-GP	AWG#22-#28	1.80mm(max)	Phosphor Bronze	Gold over Nickel	10,000 PCS

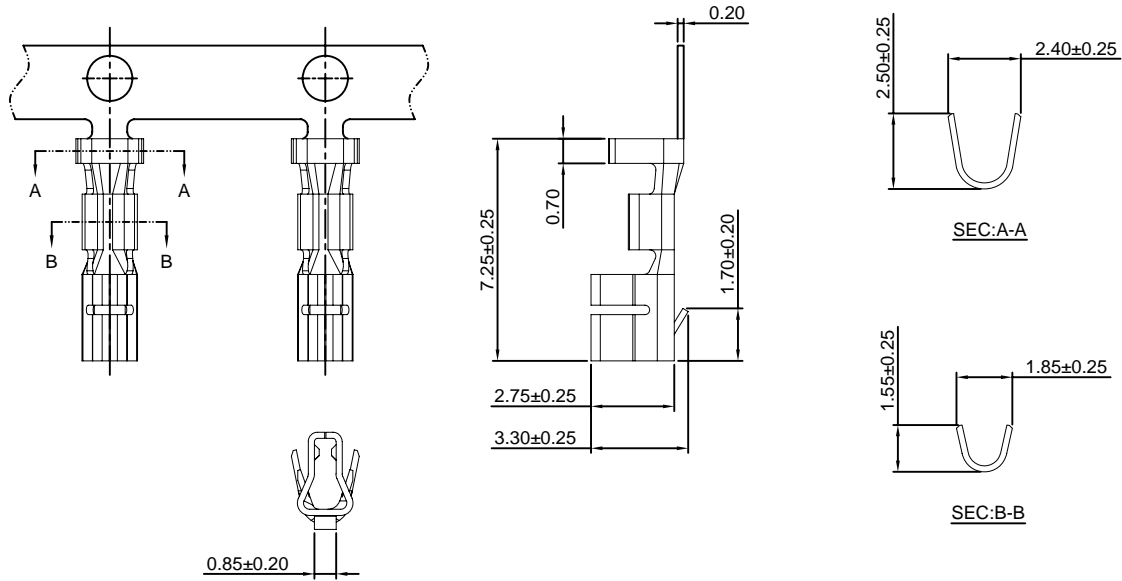
Optional Gold plating available but MOQ requested

C2521F-T-B

2.50mm pitch Crimp Terminal

Reference Informations:

*Used in CJT C2521HFB-XP series Housing



Ordering information & Specifications:

Unit:mm

Part NO.	Wire Range	Insulation O.D.	Material	Finish	Qty/reel
C2521F-TP-B	AWG#22-#26	1.80mm(max)	Phosphor Bronze	Tin over Nickel	7,000 PCS
C2521F-GP-B	AWG#22-#26	1.80mm(max)	Phosphor Bronze	Gold over Nickel	7,000 PCS

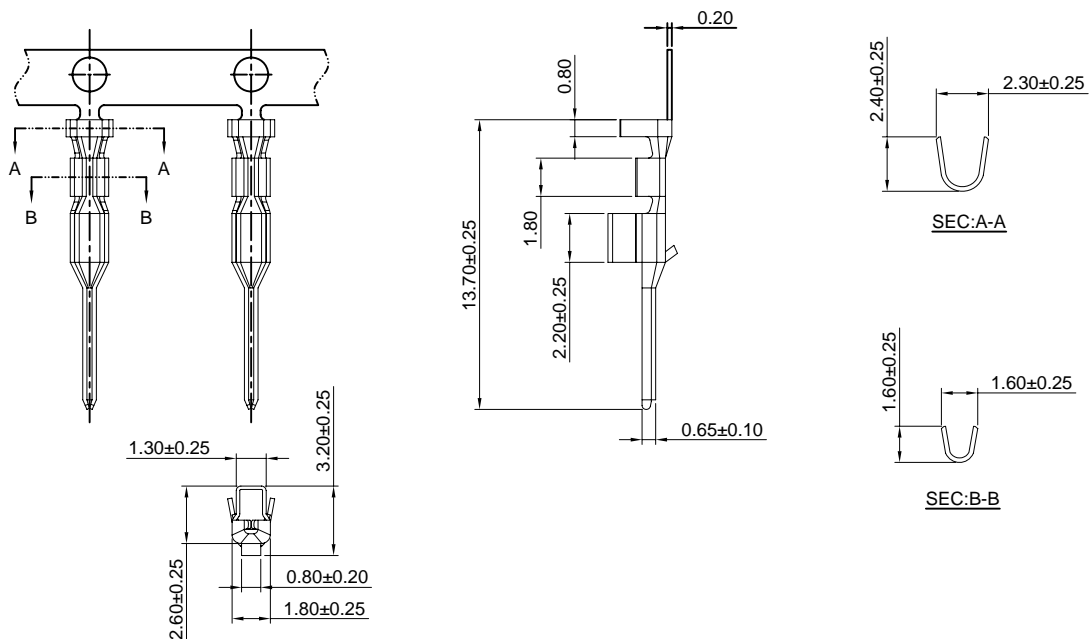
Optional Gold plating available but MOQ requested

C2521M-T-B

2.50mm pitch Crimp Terminal

Reference Informations:

*Used in CJT C2521HMB-XP series Housing



Ordering information & Specifications:

Unit:mm

Part NO.	Wire Range	Insulation O.D.	Material	Finish	Qty/reel
C2521M-TP-B	AWG#22-#28	1.80mm(max)	Phosphor Bronze	Tin over Nickel	10,000 PCS
C2521M-GP-B	AWG#22-#28	1.80mm(max)	Phosphor Bronze	Gold over Nickel	10,000 PCS

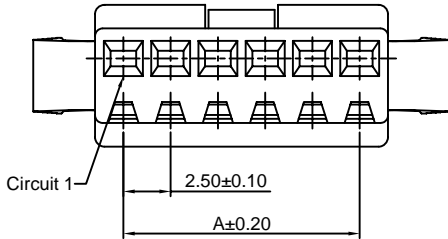
Optional Gold plating available but MOQ requested

C2521HF-XP

2.50mm Pitch Single Row Housing

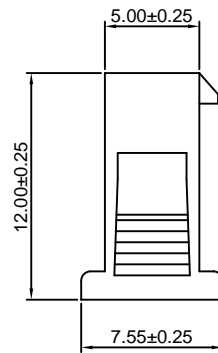
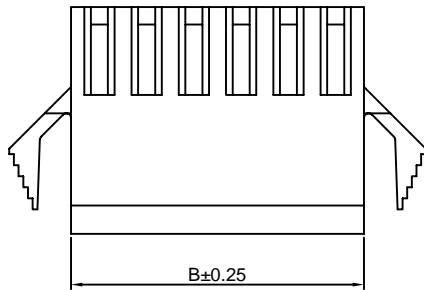
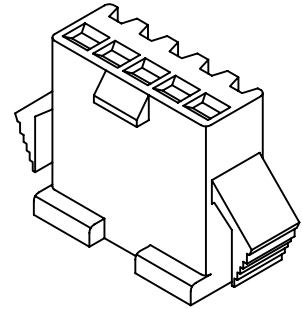
Reference Informations:

- *Material:Nylon 66,UL94V-0
- *Suitable CJT C2521F-T series Terminal
- *Mates with CJT C2521HM-XP series Housing and C2521S-XP series Retainer
- *Color:Black



Ordering Information:
C2521HF-XP - *** - **
1 2 3

- 1.Part No.
- 2.Material:
(blank):Nylon 66,UL94V-0
GWT:Nylon 66,UL94V-0,GWT 750°C
- 3.Color:
(blank):Black
WH:White



Ordering Information & Dimensions:

PART NO.	Dimensions	
	A	B
2P	2.50	5.50
3P	5.00	8.00
4P	7.50	10.50
5P	10.00	13.00
6P	12.50	15.50
7P	15.00	18.00
8P	17.50	20.50
9P	20.00	23.00
10P	22.50	25.50
11P	25.00	28.00
12P	27.50	30.50

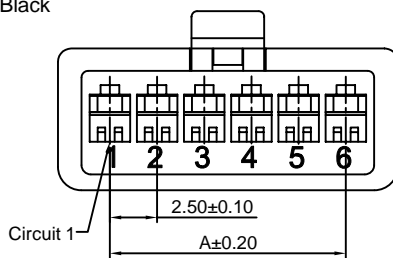
Unit: mm

C2521HM-XP

2.50mm Pitch Single Row Housing

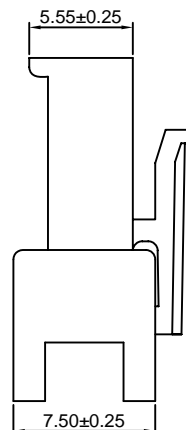
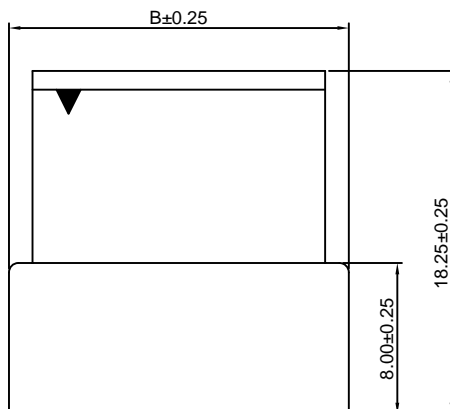
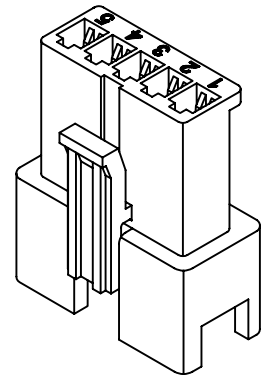
Reference Informations:

- *Material:Nylon 66,UL94V-0
- *Suitable CJT C2521M-T series Terminal
- *Mates with CJT C2521HF-XP series Housing and C2521HMI-XP series Retainer
- *Color:Black



Ordering Information:
C2521HM-XP - *** - **
1 2 3

- 1.Part No.
- 2.Material:
(blank):Nylon 66,UL94V-0
GWT:Nylon 66,UL94V-0,GWT 750°C
- 3.Color:
(blank):Black
WH:White



Ordering Information & Dimensions:

PART NO.	Dimensions	
	A	B
2P	2.50	8.00
3P	5.00	10.50
4P	7.50	13.00
5P	10.00	15.50
6P	12.50	18.00
7P	15.00	20.50
8P	17.50	23.00
9P	20.00	25.50
10P	22.50	28.00
11P	25.00	30.50
12P	27.50	33.00

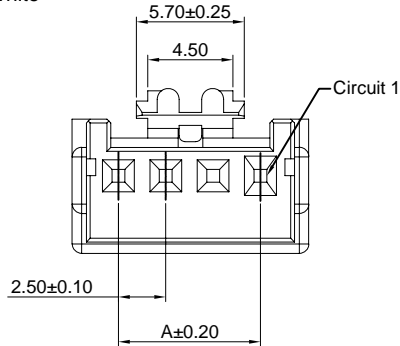
Unit: mm

C2521HFB-XP

2.50mm Pitch Single Row Housing

Reference Informations:

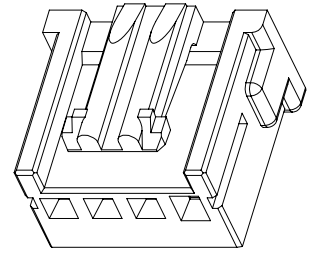
- *Material:Nylon 66,UL94V-0
- *Suitable CJT C2521F-T-B series Terminal
- *Mates with CJT C2521HMB-XP series Housing and C2521SB-XP series Retainer
- *Color:White



Ordering Information:

C2521HFB-XP - *** - **
1 2 3

- 1.Part No.
- 2.Material:
(blank):Nylon 66, UL94V-0
GWT:Nylon 66, UL94V-0,GWT 750°C
- 3.Color:
(blank):White
BK:Black
RD:Red
YL:Yellow
BL:Blue



Ordering Information & Dimensions:

PART NO.	Dimensions	
	A	B
2P	2.50	7.50
3P	5.00	10.00
4P	7.50	12.50
5P	10.00	15.00
6P	12.50	17.50
7P	15.00	20.00
8P	17.50	22.50
9P	20.00	25.00
10P	22.50	27.50
11P	25.00	30.00
12P	27.50	32.50

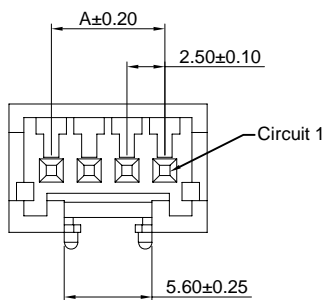
Unit: mm

C2521HMB-XP

2.50mm Pitch Single Row Housing

Reference Informations:

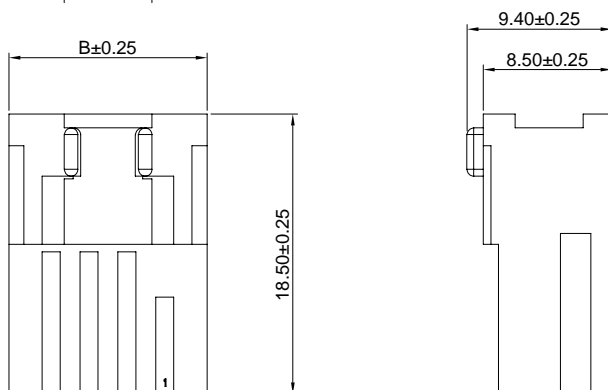
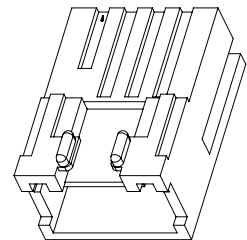
- *Material:Nylon 66,UL94V-0
- *Suitable CJT C2521M-T-B series Terminal
- *Mates with CJT C2521HFB-XP series Housing
- *Color:White



Ordering Information:

C2521HMB-XP - *** - **
1 2 3

- 1.Part No.
- 2.Material:
(blank):Nylon 66, UL94V-0
GWT:Nylon 66, UL94V-0,GWT 750°C
- 3.Color:
(blank):White
BK:Black
RD:Red
YL:Yellow
BL:Blue



Ordering Information & Dimensions:

PART NO.	Dimensions	
	A	B
2P	2.50	8.10
3P	5.00	10.60
4P	7.50	13.10
5P	10.00	15.60
6P	12.50	18.10
7P	15.00	20.60
8P	17.50	23.10
9P	20.00	25.60
10P	22.50	28.10
11P	25.00	30.60
12P	27.50	33.10

Unit: mm

C2521HF-2x9P

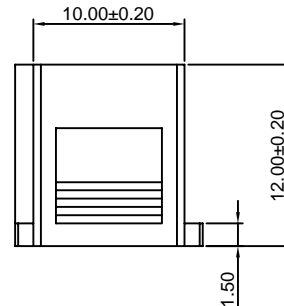
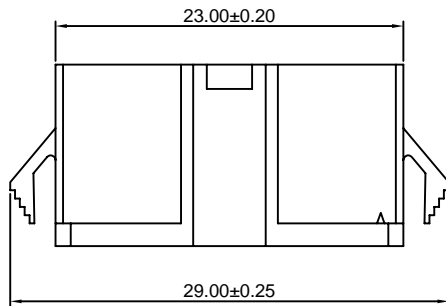
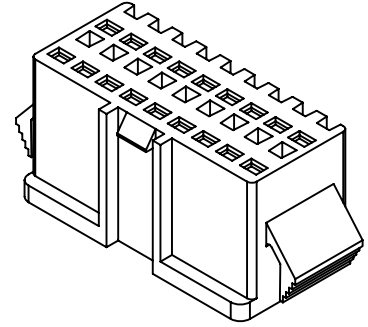
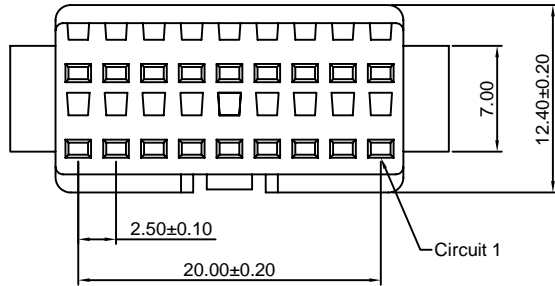
2.50mm Pitch Dual Row Housing

Reference Informations:

- *Material:Nylon 66,UL94V-0
- *Suitable CJT C2521F-T series Terminal
- *Mates with CJT C2521HM-2x9P series Housing
- *Color:Black

Ordering Information:
C2521HF-2x9P - *** - **
 1 2 3

- 1.Part No.
- 2.Material:
 (blank):Nylon 66,UL94V-0
 GWT:Nylon 66,UL94V-0,GWT 750°C
- 3.Color:
 (blank):Black
 WH:White



Unit: mm

C2521HM-2x9P

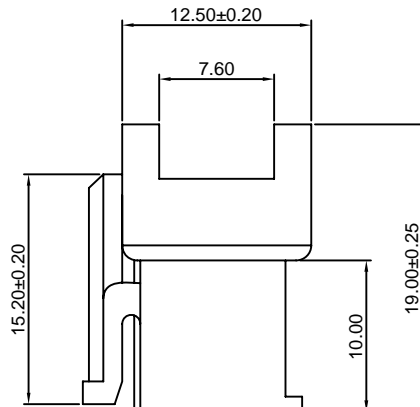
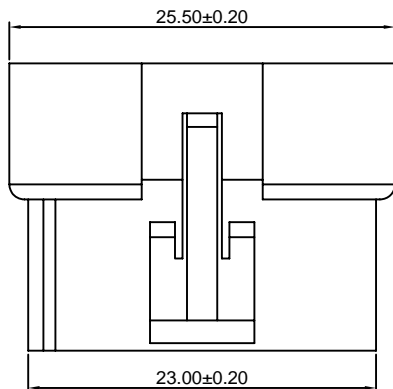
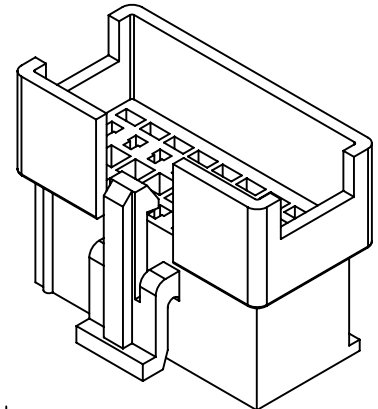
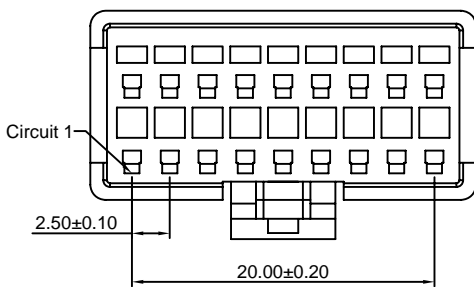
2.50mm Pitch Dual Row Housing

Reference Informations:

- *Material:Nylon 66,UL94V-0
- *Suitable CJT C2521M-T series Terminal
- *Mates with CJT C2521HF-2x9P series Housing
- *Color:Black

Ordering Information:
C2521HM-2x9P - *** - **
 1 2 3

- 1.Part No.
- 2.Material:
 (blank):Nylon 66,UL94V-0
 GWT:Nylon 66,UL94V-0,GWT 750°C
- 3.Color:
 (blank):Black
 WH:White



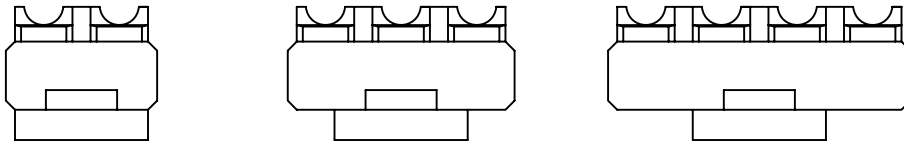
Unit: mm

C2521S-XP

2.50mm Pitch Retainer

Reference Informations:

- *Material: Nylon 66, UL94V-2
- *Mates with CJT C2521HF-XP series Housing
- *Color: White



Ordering Information:

C2521S-XP - ***
1 2

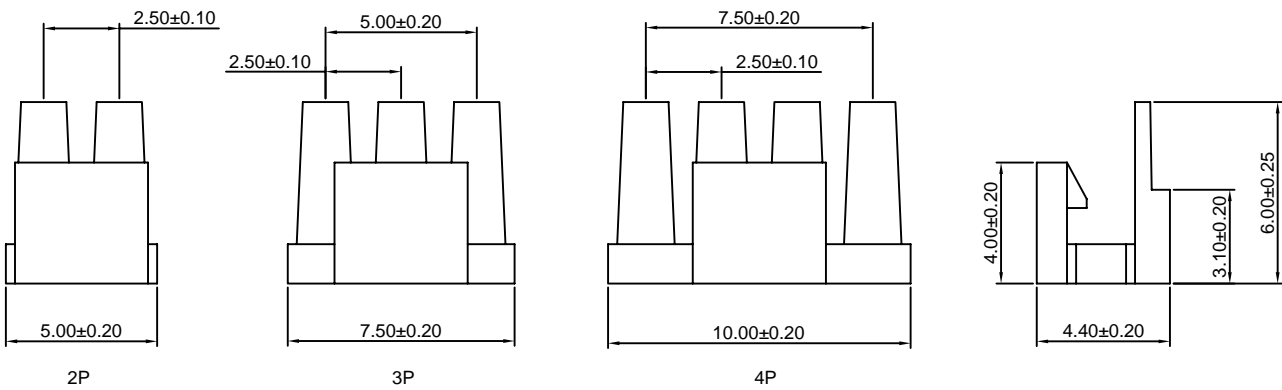
1. Part No.

2. Material:

(blank): Nylon 66, UL94V-2

V0: Nylon 66, UL94V-0

GWT: Nylon 66, UL94V-0, GWT 750°C



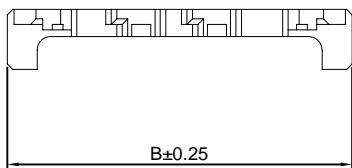
Unit: mm

C2521SB-XP

2.50mm Pitch Retainer

Reference Informations:

- *Material: Nylon 66, UL94V-2
- *Mates with CJT C2521HFB-XP series Housing
- *Color: White



Ordering Information:

C2521SB-XP - ***
1 2

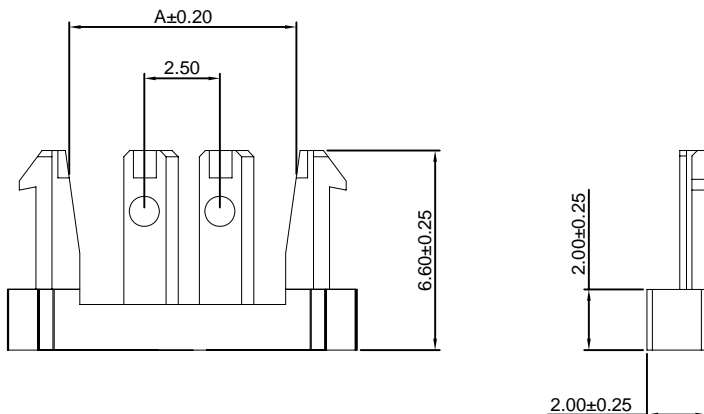
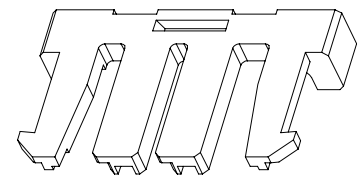
1. Part No.

2. Material:

(blank): Nylon 66, UL94V-2

V0: Nylon 66, UL94V-0

GWT: Nylon 66, UL94V-0, GWT 750°C



Ordering Information & Dimensions:

PART NO.	Dimensions	
	A	B
2P	2.50	6.40
3P	5.00	8.90
4P	7.50	11.40
5P	10.00	13.90
6P	12.50	16.40
7P	15.00	18.90
8P	17.50	21.40
9P	20.00	23.90
10P	22.50	26.40
11P	25.00	28.90
12P	27.50	31.40

Unit: mm

C2521HMI-XP

2.50mm Pitch Retainer

Reference Informations:

- *Material: Nylon 66, UL94V-2
- *Mates with CJT C2521HM-XP series Housing
- *Color: White

Ordering Information:

C2521HMI-XP - ***

1	2
---	---

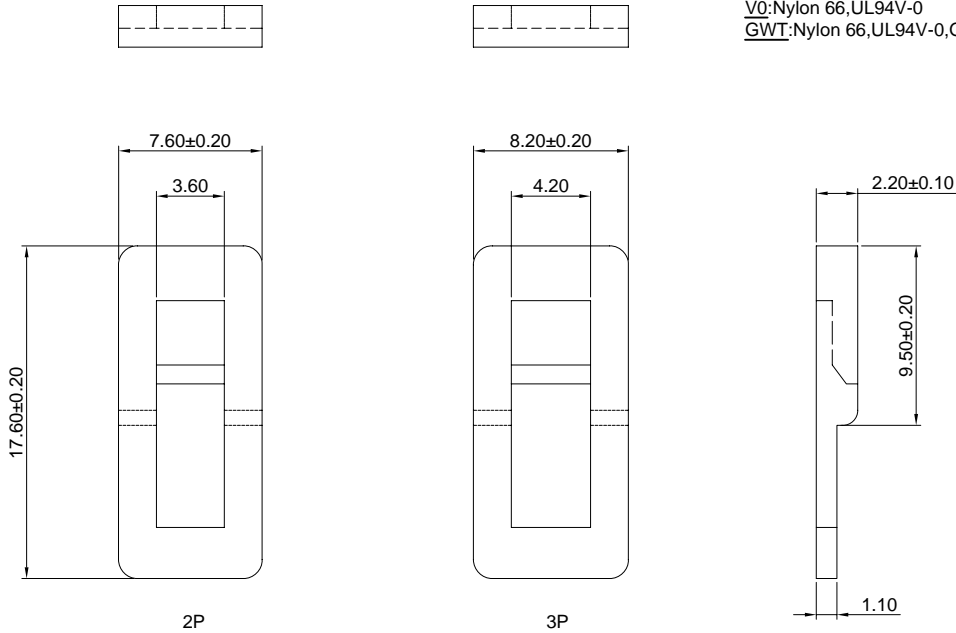
1. Part No.

2. Material:

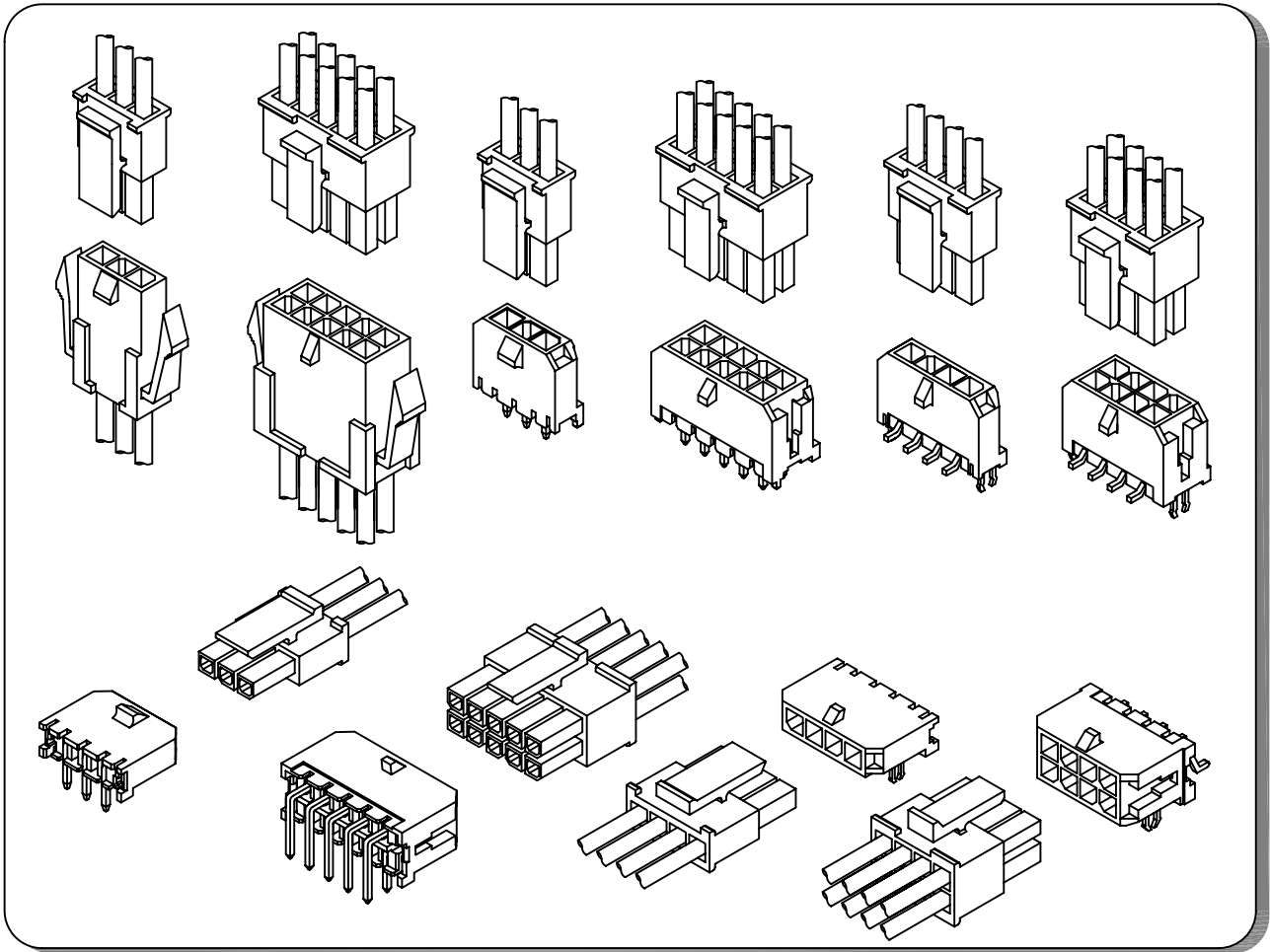
(blank): Nylon 66, UL94V-2

V0: Nylon 66, UL94V-0

GWT: Nylon 66, UL94V-0, GWT 750°C



Unit: mm



Specifications

- Current rating:5A AC,DC
- Voltage rating:250V AC,DC
- Temperature range:-40°C~+105°C
- Contact resistance:10mΩ Max.
- Insulation resistance:1000MΩ Min.
- Withstanding voltage:1500V AC/minute
- *Compliant with RoHS and REACH*
- *Meet the HF/Halogen Free,GWT/Glow wire Test (IEC60335-1) request,need to customize*
- *Contact CJT for details*

Standards

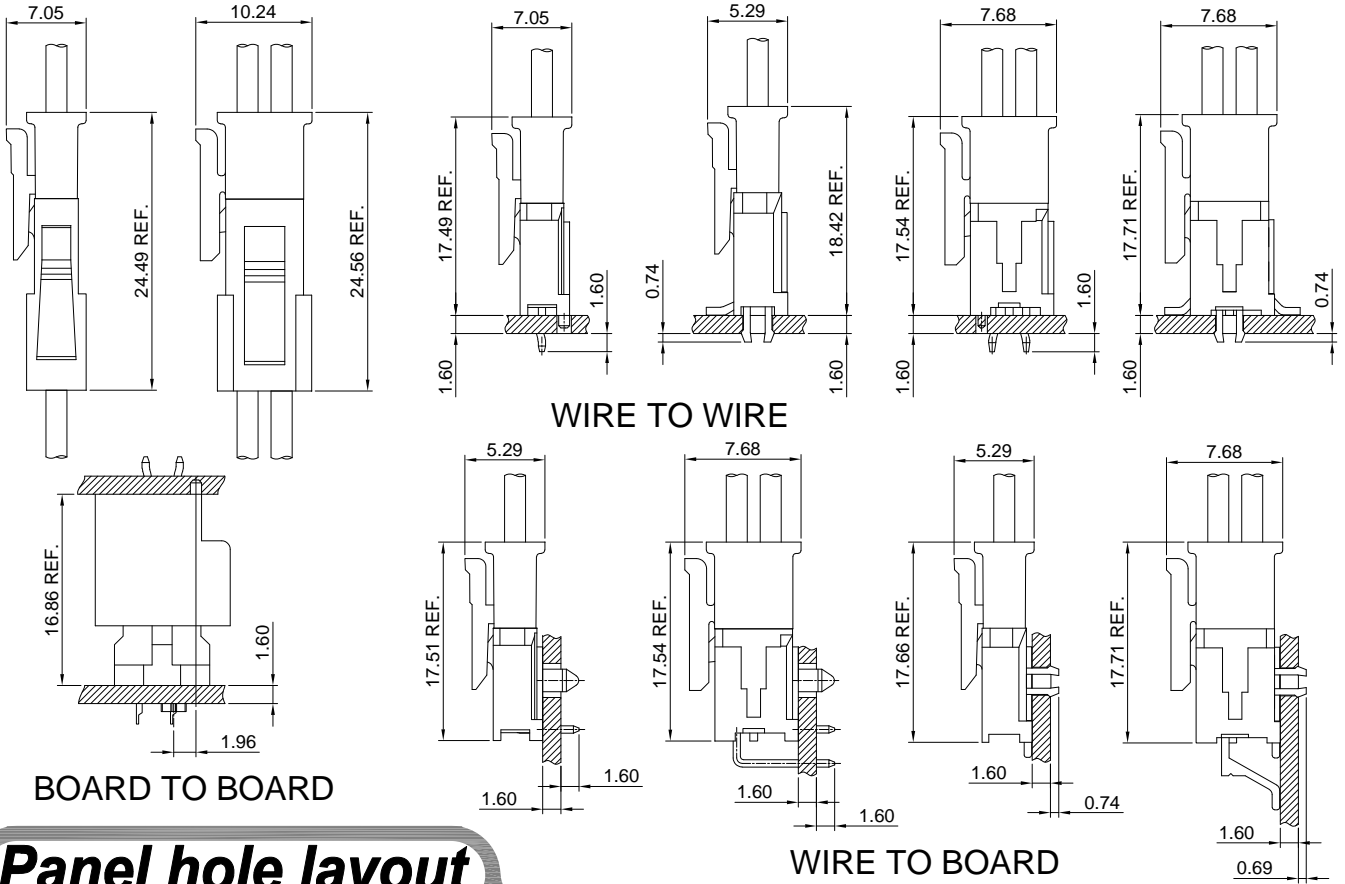


E326732

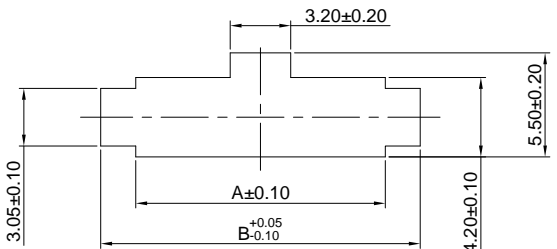


E326732

Assembly layout

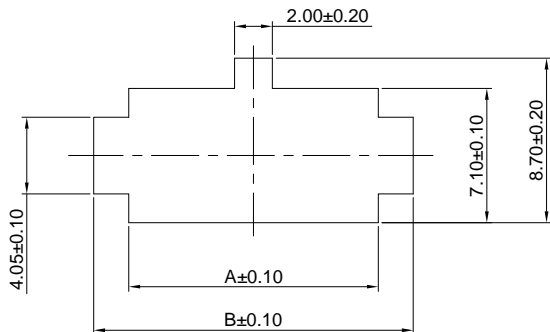


Panel hole layout



SINGLE ROW

RECOMMENDED PANEL CUT-OUT
(DESIGNED FOR 1.57mm TO 2.30mm THICK STAMPED PANEL OR PRINTED CIRCUIT BOARD)



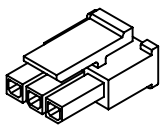
DUAL ROW

RECOMMENDED PANEL CUT-OUT
(DESIGNED FOR 1.40mm TO 2.54mm THICK STAMPED PANEL OR PRINTED CIRCUIT BOARD)

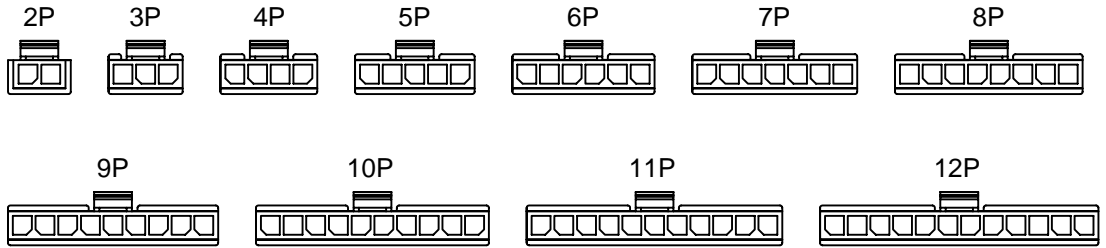
PART NO.		Dimensions	
SINGLE ROW	DUAL ROW	A	B
-----	C3030HM-2X1P(-A)	4.20	7.90
C3030HM-2P	C3030HM-2X2P(-A)	7.20	10.90
C3030HM-3P	C3030HM-2X3P(-A)	10.20	13.90
C3030HM-4P	C3030HM-2X4P(-A)	13.20	16.90
C3030HM-5P	C3030HM-2X5P(-A)	16.20	19.90
C3030HM-6P	C3030HM-2X6P(-A)	19.20	22.90
C3030HM-7P	C3030HM-2X7P(-A)	22.20	25.90
C3030HM-8P	C3030HM-2X8P(-A)	25.20	28.90
C3030HM-9P	C3030HM-2X9P(-A)	28.20	31.90
C3030HM-10P	C3030HM-2X10P(-A)	31.20	34.90
C3030HM-11P	C3030HM-2X11P(-A)	34.20	37.90
C3030HM-12P	C3030HM-2X12P(-A)	37.20	40.90

Unit:mm

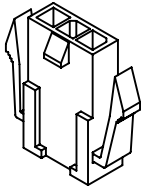
C3030HF



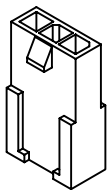
C3030HF



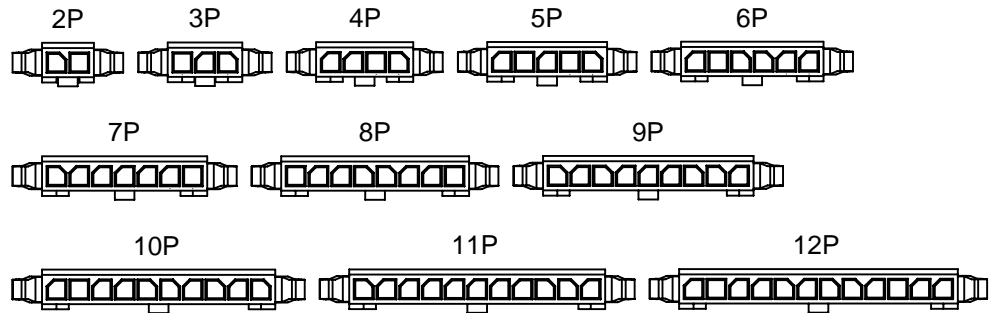
C3030HM C3030HMA



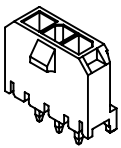
C3030HM



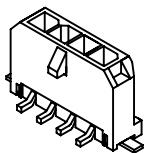
C3030HMA



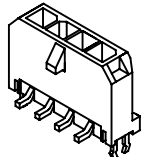
C3030WV C3030WV-S C3030WV-S-F



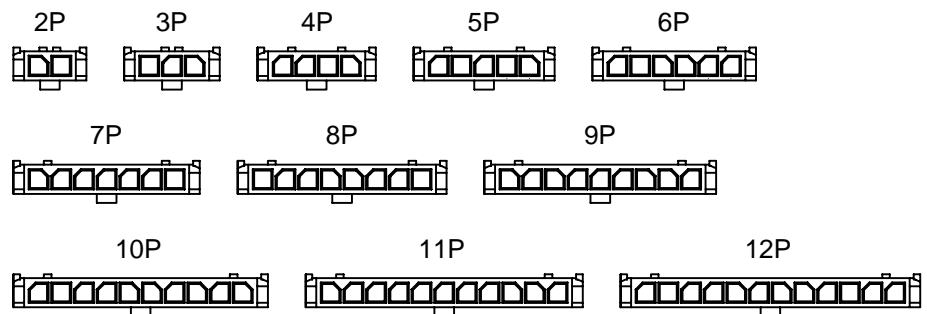
C3030WV



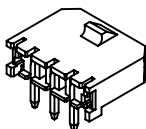
C3030WV-S



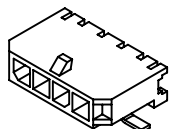
C3030WV-S-F



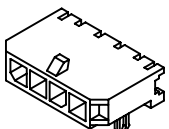
C3030WR C3030WR-S C3030WR-S-F



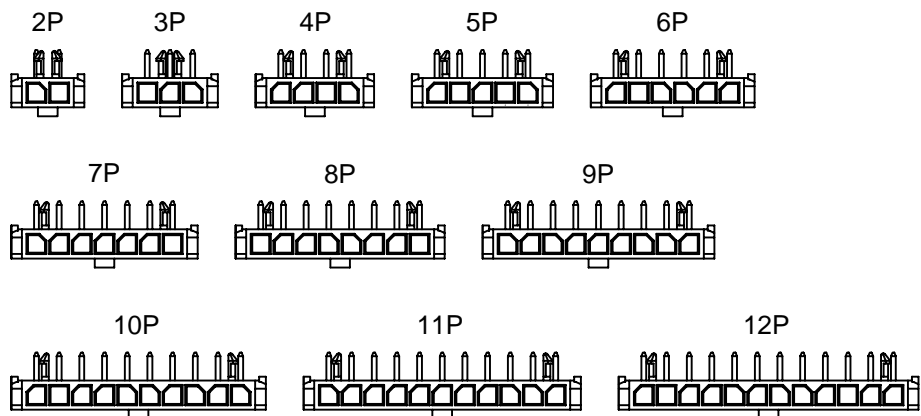
C3030WR



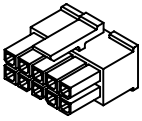
C3030WR-S



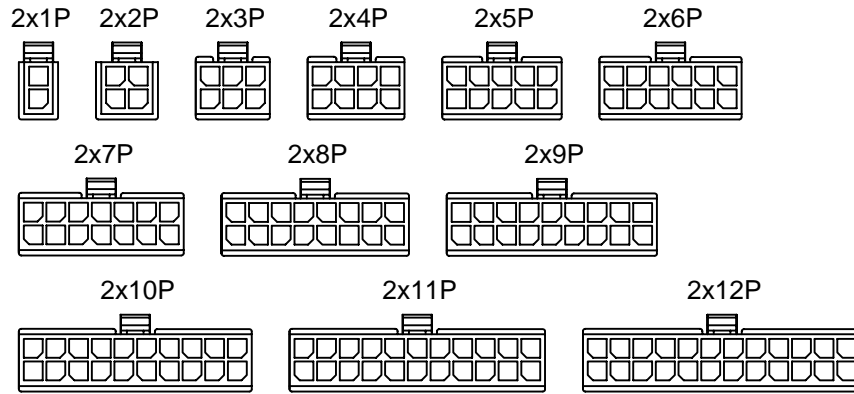
C3030WR-S-F



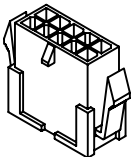
C3030HF-2



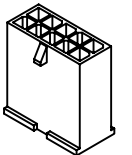
C3030HF-2



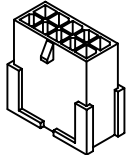
C3030HM-2 C3030HMA-2 C3030HMC-2



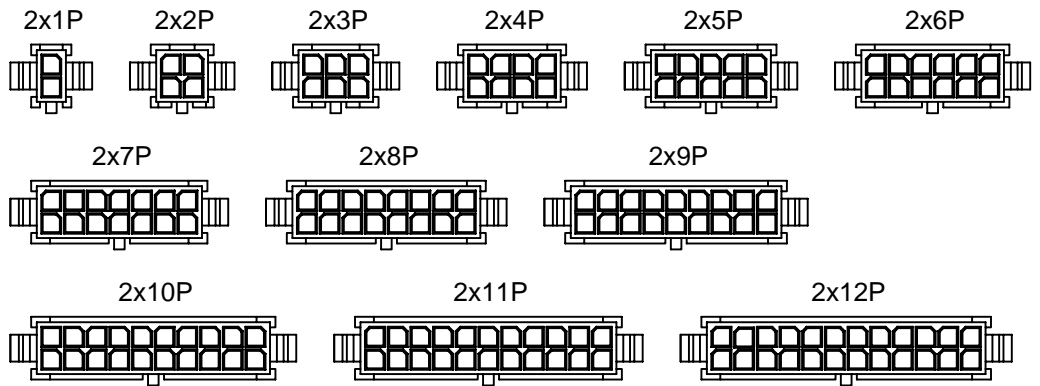
C3030HM-2



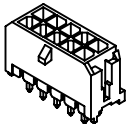
C3030HMC-2



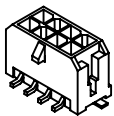
C3030HMA-2



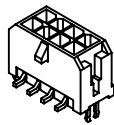
C3030WV-2 C3030WV-S-2 C3030WV-S-F-2



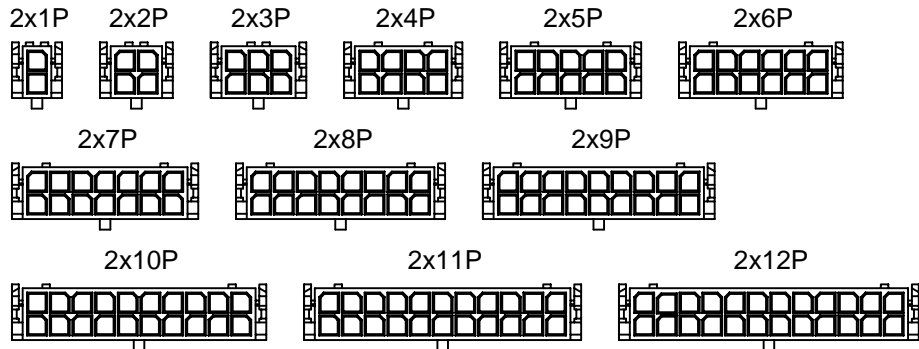
C3030WV-2



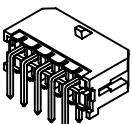
C3030WV-S-2



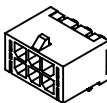
C3030WV-S-F-2



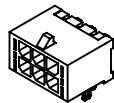
C3030WR-2 C3030WRA-2 C3030WRA-F-2 C3030WR-S-2 C3030WR-S-F-2



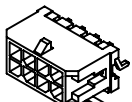
C3030WR-2



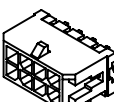
C3030WRA-2



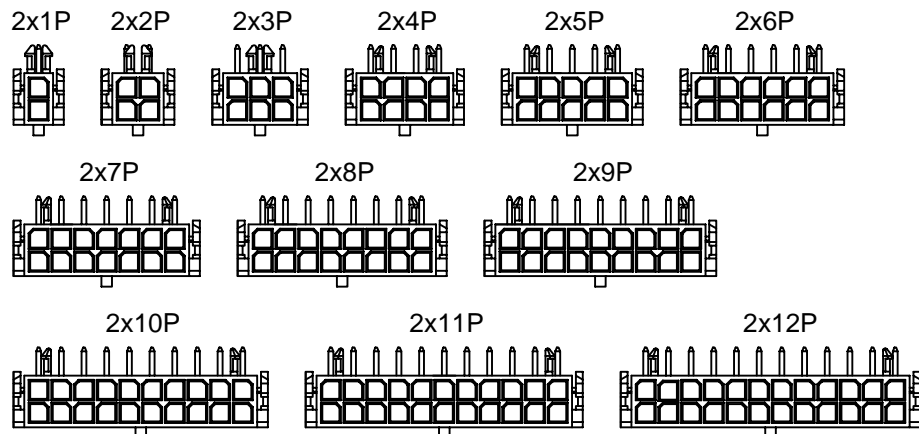
C3030WRA-F-2



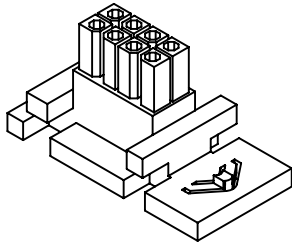
C3030WR-S-2



C3030WR-S-F-2



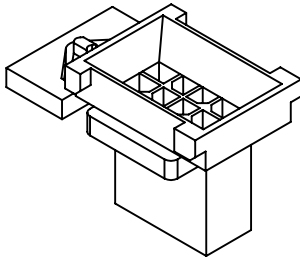
C3030HFB-2



C3030HFB-2

2x1P			2x12P
2x2P			2x11P
2x3P			2x10P
2x4P			2x9P
2x5P			2x8P
2x6P			2x7P

C3030HMB-2



C3030HMB-2

2x1P			2x12P
2x2P			2x11P
2x3P			2x10P
2x4P			2x9P
2x5P			2x8P
2x6P			2x7P

C3030F-T-A

3.00mm pitch Crimp Terminal

Reference Informations:

*Used in CJT C3030HF-2P~12P, C3030HF-2x1P~2x6P series Housing

Ordering Information:

C3030F-GP-A (-L) - ***
1 2

1.Part No.

2.Finish:

(blank): Gold-flash

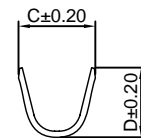
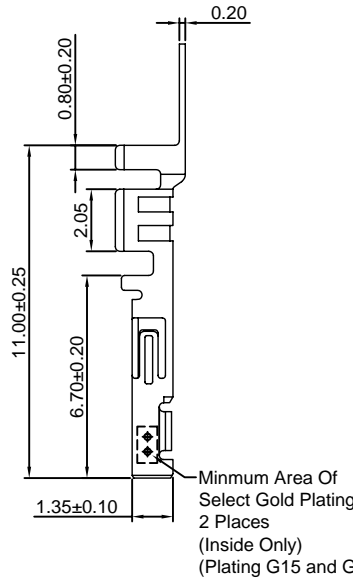
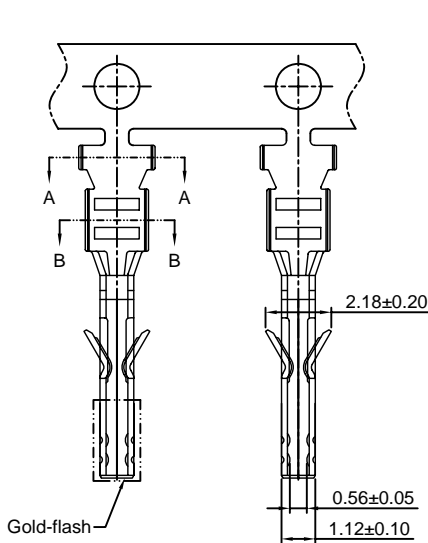
100µin (2.54µm) MIN.Select Tin

G15:15µin (0.38µm) MIN.Select Gold

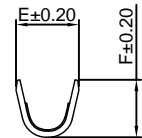
100µin (2.54µm) MIN.Select Tin

G30:30µin (0.76µm) MIN.Select Gold

100µin (2.54µm) MIN.Select Tin



SEC:A-A



SEC:B-B

Ordering information & Specifications:

Unit:mm

Part NO.	Wire Range	Insulation O.D.	Material	Finish	C	D	E	F	Qty/reel
C3030F-TP-A	AWG#20-#24	1.85mm(max)	Phosphor Bronze	Tin over Nickel	2.54	2.30	2.08	1.90	10,000 PCS
C3030F-GP-A	AWG#20-#24	1.85mm(max)	Phosphor Bronze	Gold-flash	2.54	2.30	2.08	1.90	10,000 PCS
C3030F-TP-A-L	AWG#26-#30	1.27mm(max)	Phosphor Bronze	Tin over Nickel	2.10	1.90	1.65	1.46	10,000 PCS
C3030F-GP-A-L	AWG#26-#30	1.27mm(max)	Phosphor Bronze	Gold-flash	2.10	1.90	1.65	1.46	10,000 PCS

Optional Gold plating available but MOQ requested

C3030F-T-C

3.00mm pitch Crimp Terminal

Reference Informations:

*Used in CJT C3030HF-2x7P~2x12P, C3030HFB-2xXP series Housing

Ordering Information:

C3030F-GP-C - ***
1 2

1.Part No.

2.Finish:

(blank): Gold-flash

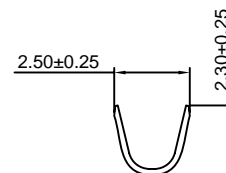
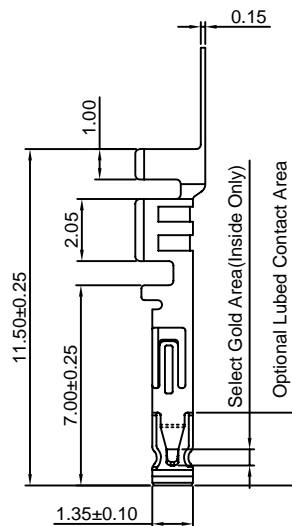
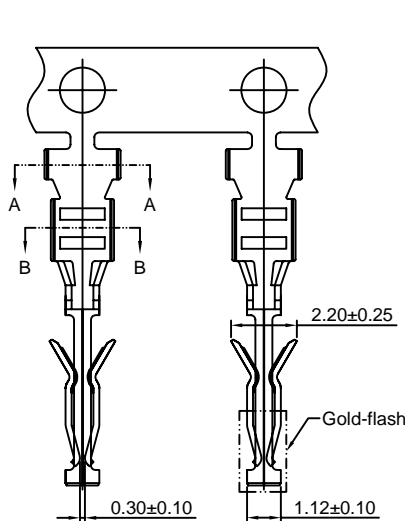
100µin (2.54µm) MIN.Select Tin

G15:15µin (0.38µm) MIN.Select Gold

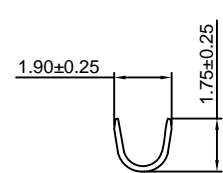
100µin (2.54µm) MIN.Select Tin

G30:30µin (0.76µm) MIN.Select Gold

100µin (2.54µm) MIN.Select Tin



SEC:A-A



SEC:B-B

Ordering information & Specifications:

Unit:mm

Part NO.	Wire Range	Insulation O.D.	Material	Finish	Qty/reel
C3030F-TP-C	AWG#20-#24	1.85mm(max)	Phosphor Bronze	Tin over Nickel	10,000 PCS
C3030F-GP-C	AWG#20-#24	1.85mm(max)	Phosphor Bronze	Gold-flash	10,000 PCS

Optional Gold plating available but MOQ requested

C3030M-T

3.00mm pitch Crimp Terminal

Reference Informations:

*Used in CJT C3030HM,HMA-XP,C3030HM,HMA,HMC-2xXP, C3030HM-2xXP-A,C3030HMB-2xXP series Housing

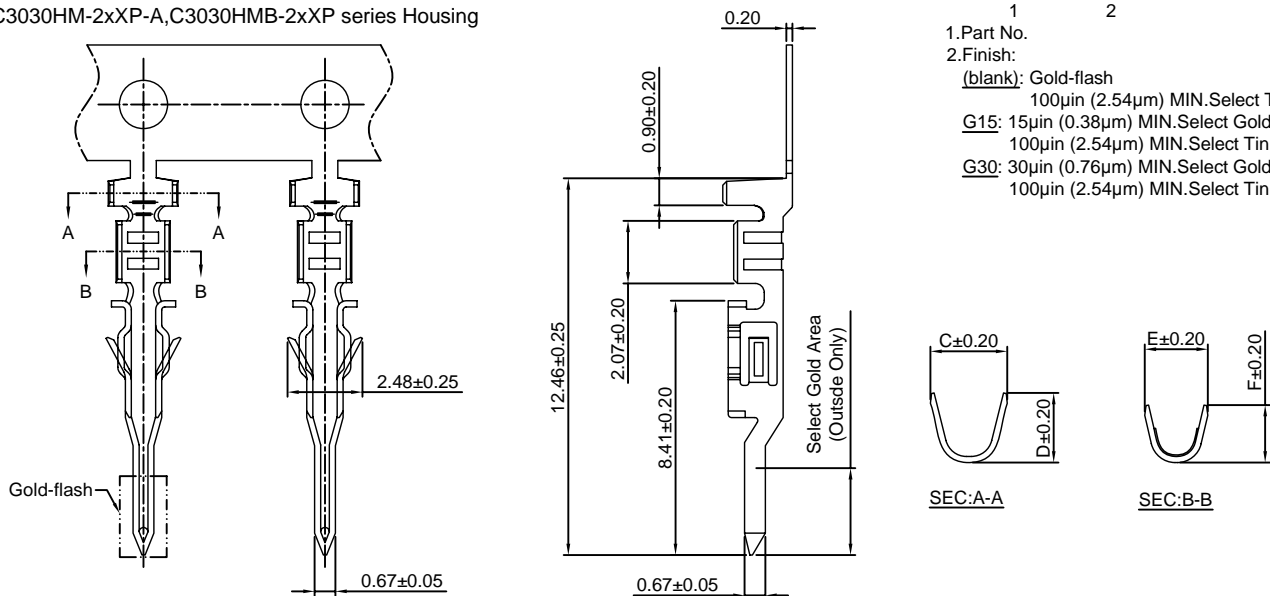
Ordering Information:

C3030M-GP(-L) - ***
1 2

1.Part No.

2.Finish:

- (blank): Gold-flash
100µin (2.54µm) MIN.Select Tin
- G15: 15µin (0.38µm) MIN.Select Gold
100µin (2.54µm) MIN.Select Tin
- G30: 30µin (0.76µm) MIN.Select Gold
100µin (2.54µm) MIN.Select Tin



Ordering information & Specifications:

Unit:mm

Part NO.	Wire Range	Insulation O.D.	Material	Finish	C	D	E	F	Qty/reel
C3030M-TP	AWG#20-#24	1.85mm(max)	Phosphor Bronze	Tin over Nickel	2.54	2.30	2.08	1.90	10,000 PCS
C3030M-GP	AWG#20-#24	1.85mm(max)	Phosphor Bronze	Gold-flash	2.54	2.30	2.08	1.90	10,000 PCS
C3030M-TP-L	AWG#26-#30	1.27mm(max)	Phosphor Bronze	Tin over Nickel	2.10	1.90	1.65	1.46	10,000 PCS
C3030M-GP-L	AWG#26-#30	1.27mm(max)	Phosphor Bronze	Gold-flash	2.10	1.90	1.65	1.46	10,000 PCS

Optional Gold plating available but MOQ requested

C3030HF-XP

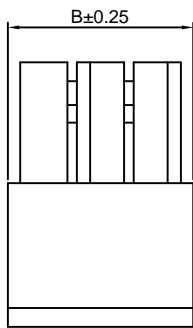
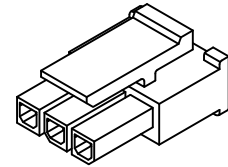
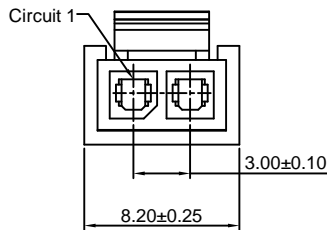
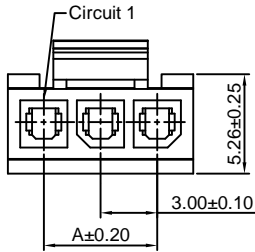
3.00mm Pitch Single Row Housing

Reference Informations:

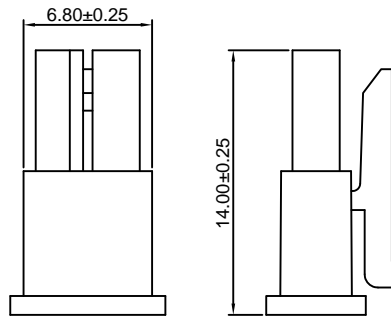
- *Material:Nylon 66,UL94V-0
- *Suitable CJT C3030F-T-A(-L) series Terminal
- *Mates with CJT C3030HM,HMA-XP series Housing or C3030WV,WR-XP,C3030WV-S,WR-S-XP,C3030WV-F,WR-F-XP, C3030WV-S-F,WR-S-F-XP series Single Row Wafer
- *Color:Black

Ordering Information:
C3030HF-XP(-A) - ***
1 2

- 1.Part No.
- 2.Material:
(blank):Nylon 66,UL94V-0
GWT:Nylon 66,UL94V-0,GWT 750 °C



C3030HF-2P~12P



C3030HF-2P-A

Ordering Information & Dimensions:

PART NO.	Dimensions	
	A	B
2P	3.00	6.80
3P	6.00	9.80
4P	9.00	12.80
5P	12.00	15.80
6P	15.00	18.80
7P	18.00	21.80
8P	21.00	24.80
9P	24.00	27.80
10P	27.00	30.80
11P	30.00	33.80
12P	33.00	36.80

Unit: mm

C3030HM-XP

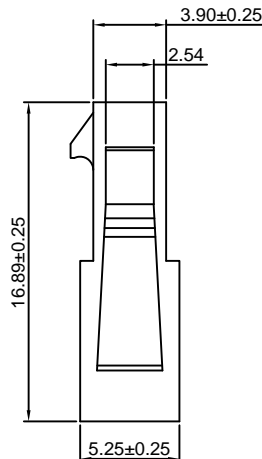
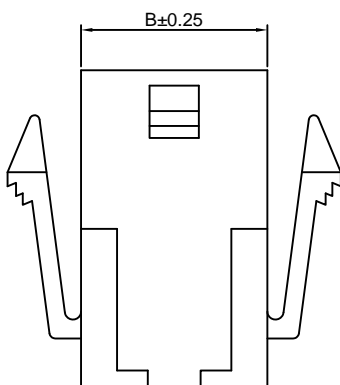
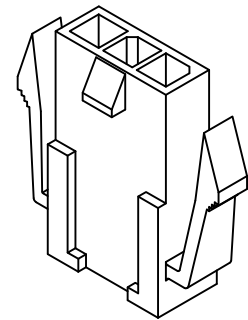
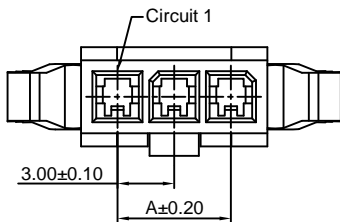
3.00mm Pitch Single Row Housing

Reference Informations:

- *Material:Nylon 66,UL94V-0
- *Suitable CJT C3030M-T(-L) series Terminal
- *Mates with CJT C3030HF-XP,C3030HF-2P-A series Housing
- *Color:Black

Ordering Information:
C3030HM-XP - ***
1 2

- 1.Part No.
- 2.Material:
(blank):Nylon 66,UL94V-0
GWT:Nylon 66,UL94V-0,GWT 750 °C



Ordering Information & Dimensions:

PART NO.	Dimensions	
	A	B
2P	3.00	6.85
3P	6.00	9.85
4P	9.00	12.85
5P	12.00	15.85
6P	15.00	18.85
7P	18.00	21.85
8P	21.00	24.85
9P	24.00	27.85
10P	27.00	30.85
11P	30.00	33.85
12P	33.00	36.85

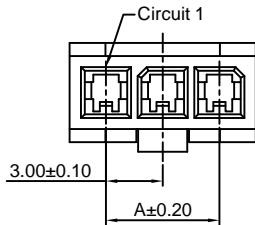
Unit: mm

C3030HMA-XP

3.00mm pitch Single Row Housing

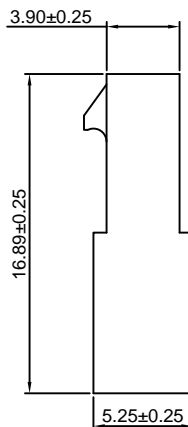
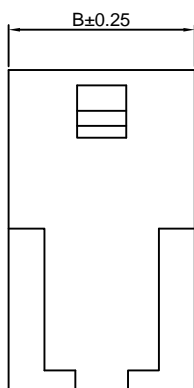
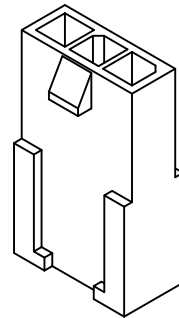
Reference Informations:

- *Material:Nylon 66,UL94V-0
- *Suitable CJT C3030M-T(-L) series Terminal
- *Mates with CJT C3030HF-XP,C3030HF-2P-A series Housing
- *Color:Black



Ordering Information:
C3030HMA-XP - ***
1 2

- 1.Part No.
- 2.Material:
(blank):Nylon 66,UL94V-0
GWT:Nylon 66,UL94V-0,GWT 750 °C



Ordering Information & Dimensions:

PART NO.	Dimensions	
	A	B
2P	3.00	6.85
3P	6.00	9.85
4P	9.00	12.85
5P	12.00	15.85
6P	15.00	18.85
7P	18.00	21.85
8P	21.00	24.85
9P	24.00	27.85
10P	27.00	30.85
11P	30.00	33.85
12P	33.00	36.85

Unit: mm

C3030HF-2xXP

3.00mm pitch Dual Row Housing

Reference Informations:

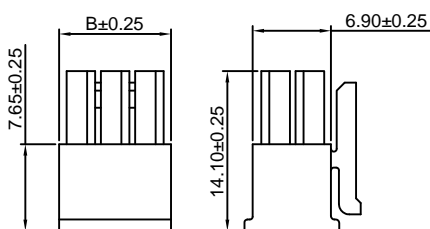
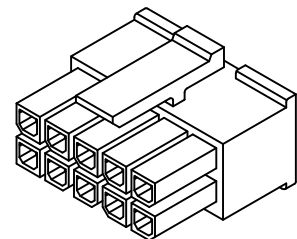
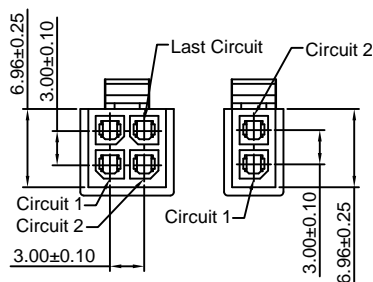
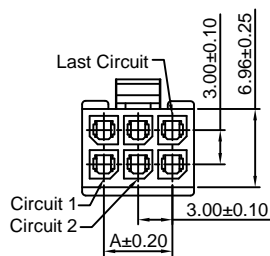
- *Material:Nylon 66,UL94V-0
- *Suitable CJT C3030F-T-A(-L), C3030F-T-C series Terminal
- *Mates with CJT C3030HM series Housing or C3030 series dual row Wafer
- *Color:Black

Ordering Information:
C3030HF-2xXP(-A) - ***
1 2

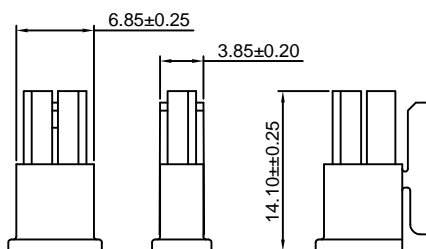
- 1.Part No.
- 2.Material:
(blank):Nylon 66,UL94V-0
GWT:Nylon 66,UL94V-0,GWT 750 °C

Mates with CJT C3030 series Housing or Wafer :

Housing	C3030HM-2xXP,C3030HMA-2xXP,C3030HM-2xXP-A,C3030HMC-2xXP
Wafer	C3030WV-2xXP,C3030WV-S-2xXP,C3030WV-F-2xXP
	C3030WF-S-F-2xXP,C3030WR-2xXP,C3030WR-S-2xXP
	C3030WR-F-2xXP,C3030WR-S-F-2xXP,C3030WVA-2xXP
	C3030WVA-S-2xXP,C3030WRA-F-2xXP,C3030WRA-F1-2xXP
	C3030WRA-S-2xXP,C3030WRA-S-F-2xXP
	C3030WRA-S-F1-2xXP,C3030WVC-2xXP



C3030HF-2x1P~2x12P



C3030HF-2x1P~2x2P-A

Ordering Information & Dimensions:

PART NO.	Dimensions	
	A	B
2x1P	----	3.85
2x2P	3.00	6.85
2x3P	6.00	9.85
2x4P	9.00	12.85
2x5P	12.00	15.85
2x6P	15.00	18.85
2x7P	18.00	21.85
2x8P	21.00	24.85
2x9P	24.00	27.85
2x10P	27.00	30.85
2x11P	30.00	33.85
2x12P	33.00	36.85

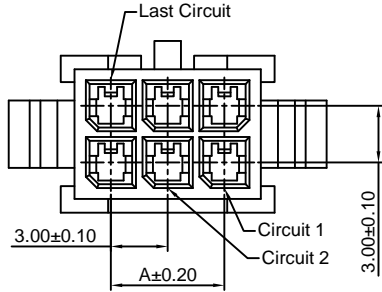
Unit: mm

C3030HM-2xXP

3.00mm pitch Dual Row Housing

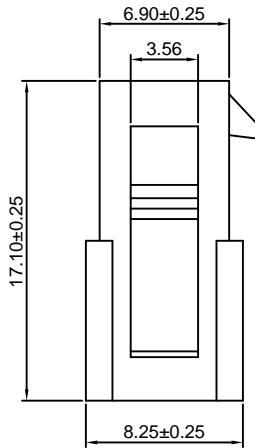
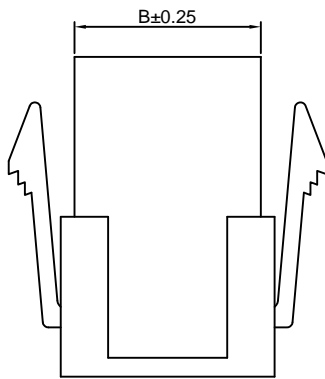
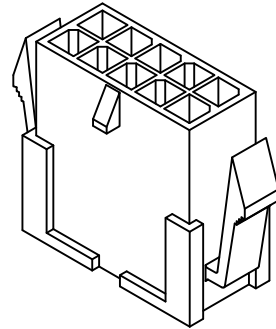
Reference Informations:

- *Material:Nylon 66,UL94V-0
- *Suitable CJT C3030M-T(-L) series Terminal
- *Mates with CJT C3030HF-2xXP, C3030HF-2xXP-A series Housing
- *Color:Black



Ordering Information:
C3030HM-2xXP - ***
1 2

- 1.Part No.
- 2.Material:
(blank):Nylon 66,UL94V-0
GWT:Nylon 66,UL94V-0,GWT 750 °C



Ordering Information & Dimensions:

PART NO.	Dimensions	
	A	B
2x1P	----	3.85
2x2P	3.00	6.85
2x3P	6.00	9.85
2x4P	9.00	12.85
2x5P	12.00	15.85
2x6P	15.00	18.85
2x7P	18.00	21.85
2x8P	21.00	24.85
2x9P	24.00	27.85
2x10P	27.00	30.85
2x11P	30.00	33.85
2x12P	33.00	36.85

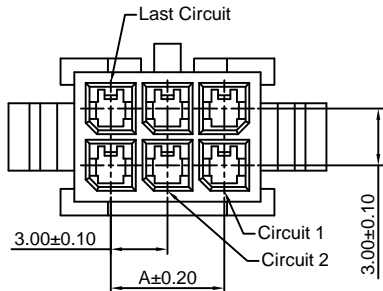
Unit: mm

C3030HM-2xXP-A

3.00mm pitch Dual Row Housing

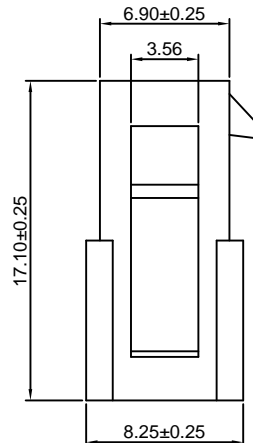
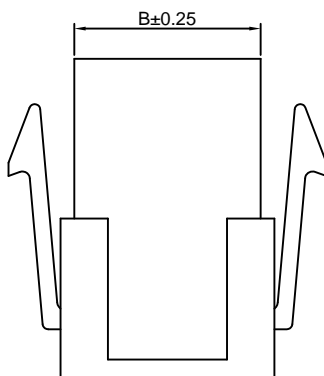
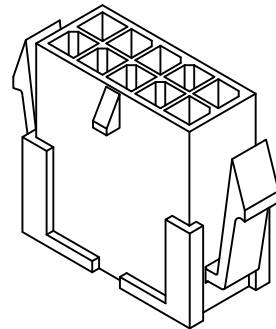
Reference Informations:

- *Material:Nylon 66,UL94V-0
- *Suitable CJT C3030M-T(-L) series Terminal
- *Mates with CJT C3030HF-2xXP, C3030HF-2xXP-A series Housing
- *Color:Black



Ordering Information:
C3030HM-2xXP-A - ***
1 2

- 1.Part No.
- 2.Material:
(blank):Nylon 66,UL94V-0
GWT:Nylon 66,UL94V-0,GWT 750 °C



Ordering Information & Dimensions:

PART NO.	Dimensions	
	A	B
2x1P	----	3.85
2x2P	3.00	6.85
2x3P	6.00	9.85
2x4P	9.00	12.85
2x5P	12.00	15.85
2x6P	15.00	18.85
2x7P	18.00	21.85
2x8P	21.00	24.85
2x9P	24.00	27.85
2x10P	27.00	30.85
2x11P	30.00	33.85
2x12P	33.00	36.85

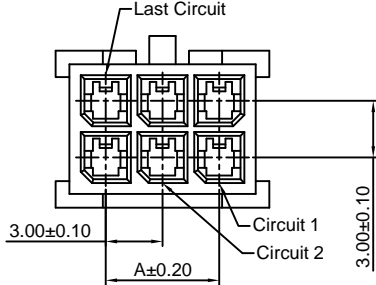
Unit: mm

C3030HMA-2xXP

3.00mm pitch Dual Row Housing

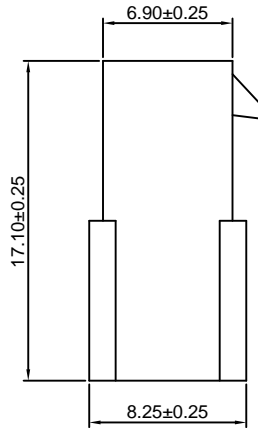
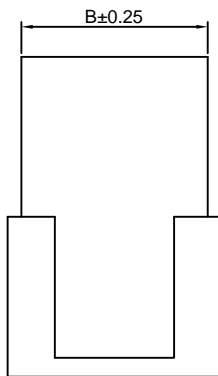
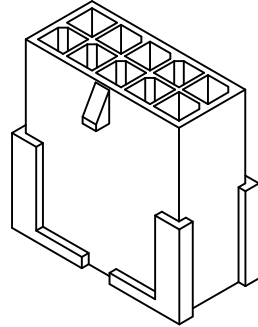
Reference Informations:

- *Material:Nylon 66,UL94V-0
- *Suitable CJT C3030M-T(-L) series Terminal
- *Mates with CJT C3030HF-2xXP, C3030HF-2xXP-A series Housing
- *Color:Black



Ordering Information:
C3030HMA-2xXP - ***
1 2

- 1.Part No.
- 2.Material:
(blank):Nylon 66,UL94V-0
GWT:Nylon 66,UL94V-0,GWT 750 °C



Ordering Information & Dimensions:

PART NO.	Dimensions	
	A	B
2x1P	----	3.85
2x2P	3.00	6.85
2x3P	6.00	9.85
2x4P	9.00	12.85
2x5P	12.00	15.85
2x6P	15.00	18.85
2x7P	18.00	21.85
2x8P	21.00	24.85
2x9P	24.00	27.85
2x10P	27.00	30.85
2x11P	30.00	33.85
2x12P	33.00	36.85

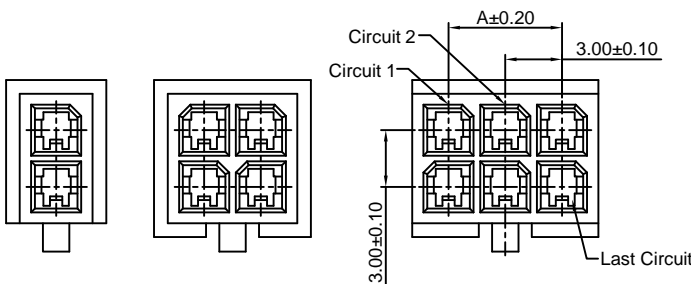
Unit: mm

C3030HMC-2xXP

3.00mm pitch Dual Row Housing

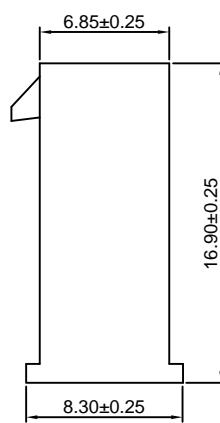
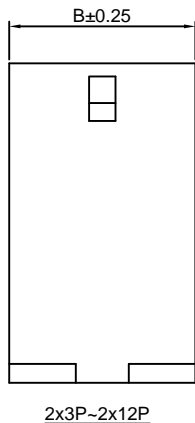

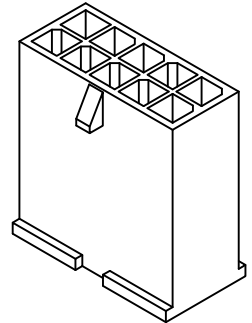
Reference Informations:

- *Material:Nylon 66,UL94V-0
- *Suitable CJT C3030M-T(-L) series Terminal
- *Mates with CJT C3030HF-2xXP, C3030HF-2xXP-A series Housing
- *Color:Black



Ordering Information:
C3030HMC-2xXP - ***
1 2

- 1.Part No.
- 2.Material:
(blank):Nylon 66,UL94V-0
GWT:Nylon 66,UL94V-0,GWT 750 °C



Ordering Information & Dimensions:

PART NO.	Dimensions	
	A	B
2x1P	----	3.85
2x2P	3.00	6.85
2x3P	6.00	9.85
2x4P	9.00	12.85
2x5P	12.00	15.85
2x6P	15.00	18.85
2x7P	18.00	21.85
2x8P	21.00	24.85
2x9P	24.00	27.85
2x10P	27.00	30.85
2x11P	30.00	33.85
2x12P	33.00	36.85

Unit: mm

C3030HFB-2xXP

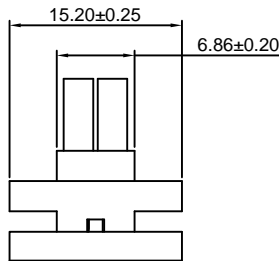
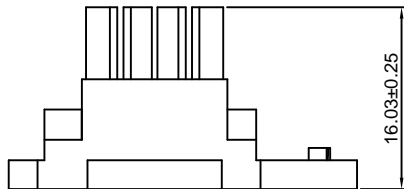
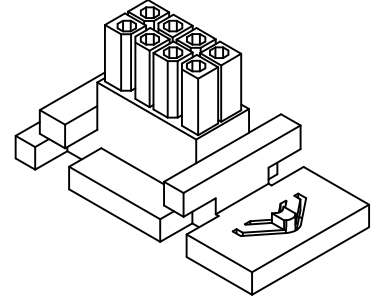
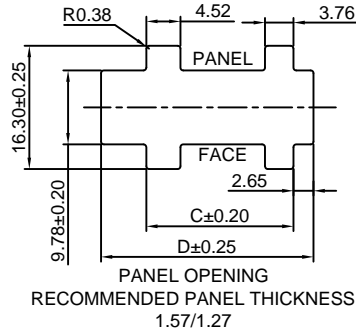
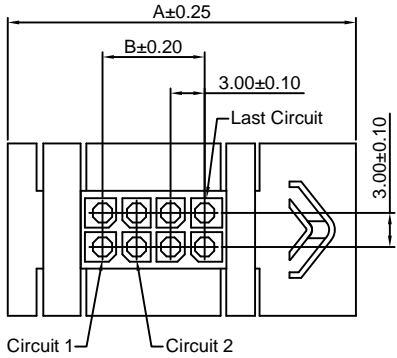
3.00mm pitch Dual Row Housing

Reference Informations:

- *Material:Nylon 66,UL94V-0
- *Suitable CJT C3030F-T-C series Terminal
- *Mates with CJT C3030HMB-2xXP series Housing or C3030WVB,WRB-2xXP Series Wafer
- *Color:Black

Ordering Information:

- C3030HFB-2xXP - ***
- | | |
|---|---|
| 1 | 2 |
|---|---|
- 1.Part No.
 - 2.Material:
(blank):Nylon 66,UL94V-0
GWT:Nylon 66,UL94V-0,GWT 750 °C



Ordering Information & Dimensions:

PART NO.	Dimensions			
	A	B	C	D
2x2P	24.70	3.00	13.46	22.10
2x3P	27.70	6.00	16.46	25.10
2x4P	30.70	9.00	19.46	28.10
2x5P	33.70	12.00	22.46	31.10
2x6P	36.70	15.00	25.46	34.10
2x7P	39.70	18.00	28.46	37.10
2x8P	42.70	21.00	31.46	40.10
2x9P	45.70	24.00	34.46	43.10
2x10P	48.70	27.00	37.46	46.10
2x11P	51.70	30.00	40.46	49.10
2x12P	54.70	33.00	43.46	52.10

Unit: mm

C3030HMB-2xXP

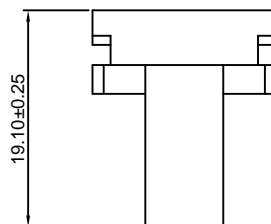
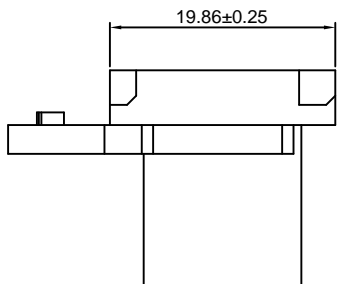
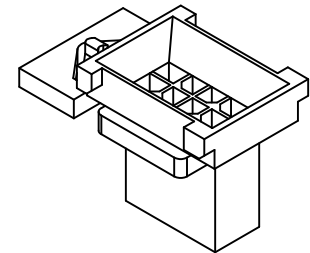
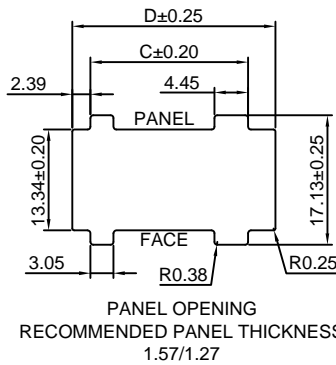
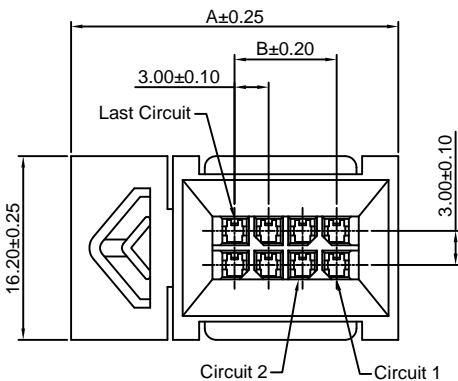
3.00mm pitch Dual Row Housing

Reference Informations:

- *Material:Nylon 66,UL94V-0
- *Suitable CJT C3030M-T(-L) series Terminal
- *Mates with CJT C3030HFB-2xXP series Housing or C3030HFWV,HFWR-2xXP Receptacle Header
- *Color:Black

Ordering Information:

- C3030HMB-2xXP - ***
- | | |
|---|---|
| 1 | 2 |
|---|---|
- 1.Part No.
 - 2.Material:
(blank):Nylon 66,UL94V-0
GWT:Nylon 66,UL94V-0,GWT 750 °C



Ordering Information & Dimensions:

PART NO.	Dimensions			
	A	B	C	D
2x2P	22.84	3.00	14.85	20.85
2x3P	25.84	6.00	17.85	23.85
2x4P	28.84	9.00	20.85	26.85
2x5P	31.84	12.00	23.85	29.85
2x6P	34.84	15.00	26.85	32.85
2x7P	37.84	18.00	29.85	35.85
2x8P	40.84	21.00	32.85	38.85
2x9P	43.84	24.00	35.85	41.85
2x10P	46.84	27.00	38.85	44.85
2x11P	49.84	30.00	41.85	47.85
2x12P	52.84	33.00	44.85	50.85

Unit: mm

C3030WV-XP

3.00mm pitch 180° Single Row Wafer

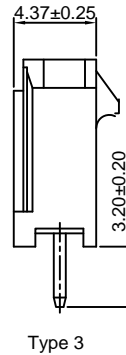
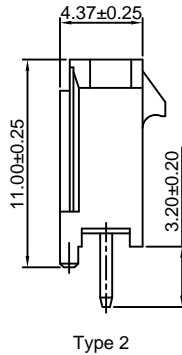
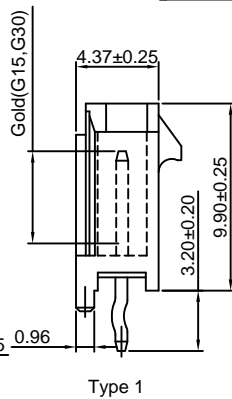
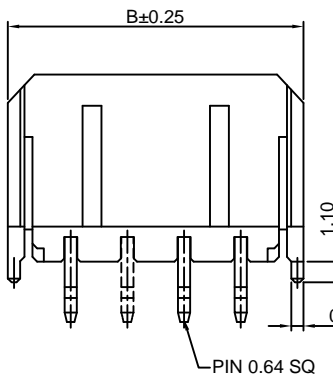
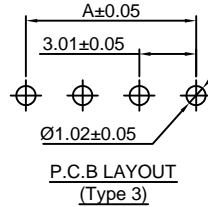
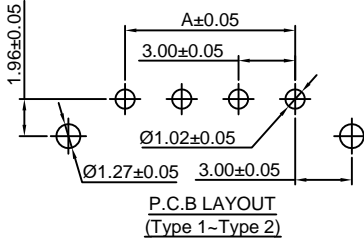
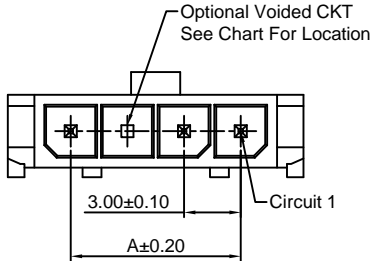
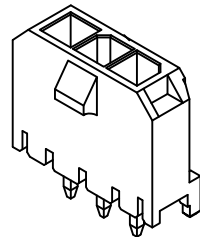
Reference Informations:

- *Material:Pin:Brass/Tin over Nickel
Insulator:Nylon 66,UL94V-0
- *Mates with CJT C3030HF-XP,
C3030HF-2P-A series Housing
- *Color:Black

Ordering Information:

C3030WV-XP - * - *** - ***
1 2 3 4

- 1.Part No.
- 2.Style:
(blank):Type 1
2 :Type 2
3 :Type 3
- 3.Material:
(blank):Nylon 66,UL94V-0
LCP:LCP,UL94V-0
GWT:LCP,UL94V-0,GWT 750°C
- 4.Finish
(blank):Tin over Nickel
G:Gold-flash
G15:15µm (0.38µm) MIN.Select Gold
100µm (2.54µm) MIN.Select Tin
G30:30µm (0.76µm) MIN.Select Gold
100µm (2.54µm) MIN.Select Tin



Ordering Information & Dimensions:

PART NO.	Dimensions	
	A	B
2P	3.00	9.65
3P	6.00	12.65
4P	9.00	15.65
5P	12.00	18.65
6P	15.00	21.65
7P	18.00	24.65
8P	21.00	27.65
9P	24.00	30.65
10P	27.00	33.65
11P	30.00	36.65
12P	33.00	39.65

Unit: mm

C3030WR-XP

3.00mm pitch 90° Single Row Wafer

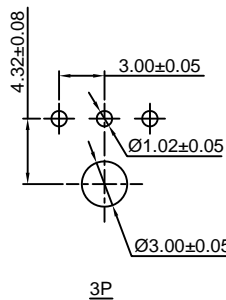
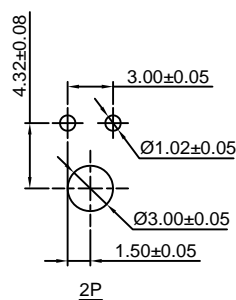
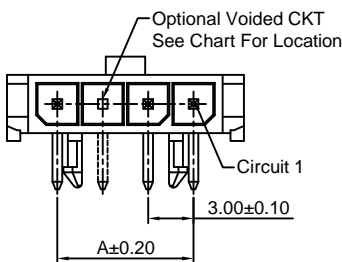
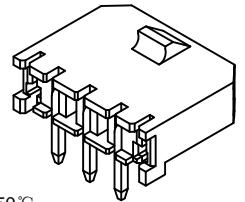
Reference Informations:

- *Material:Pin:Brass/Tin over Nickel
Insulator:Nylon 66,UL94V-0
- *Mates with CJT C3030HF-XP,
C3030HF-2P-A series Housing
- *Color:Black

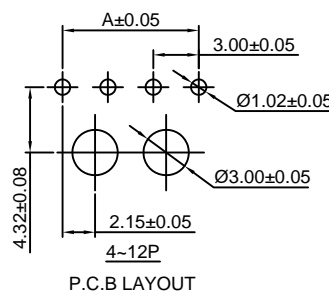
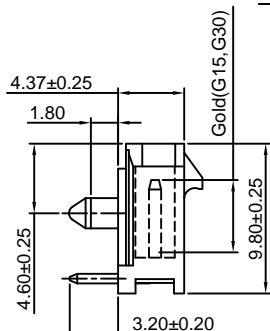
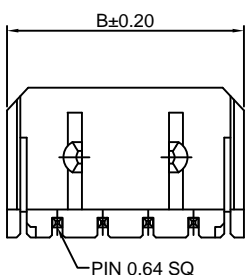
Ordering Information:

C3030WR-XP - *** - ***
1 2 3

- 1.Part No.
- 2.Material:
(blank):Nylon 66, UL94V-0
LCP:LCP,UL94V-0
GWT:LCP,UL94V-0,GWT 750°C
- 3.Finish
(blank):Tin over Nickel
G:Gold-flash
G15:15µm (0.38µm) MIN.Select Gold
100µm (2.54µm) MIN.Select Tin
G30:30µm (0.76µm) MIN.Select Gold
100µm (2.54µm) MIN.Select Tin



P.C.B LAYOUT



P.C.B LAYOUT

Ordering Information & Dimensions:

PART NO.	Dimensions	
	A	B
2P	3.00	9.65
3P	6.00	12.65
4P	9.00	15.65
5P	12.00	18.65
6P	15.00	21.65
7P	18.00	24.65
8P	21.00	27.65
9P	24.00	30.65
10P	27.00	33.65
11P	30.00	36.65
12P	33.00	39.65

Unit: mm

C3030WV-F-XP

3.00mm pitch 180° Single Row Wafer

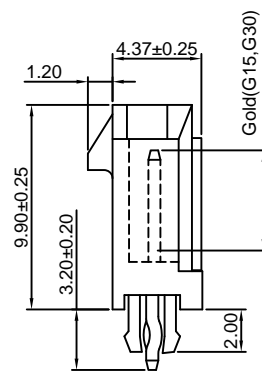
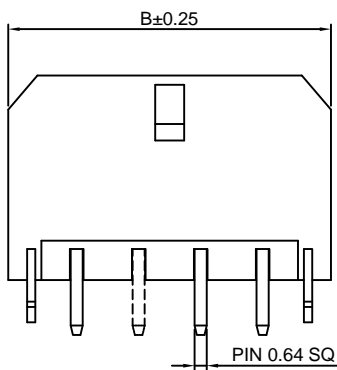
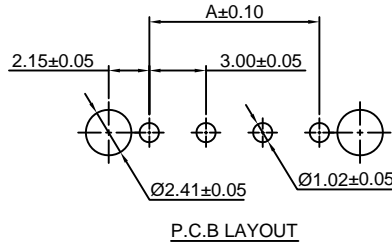
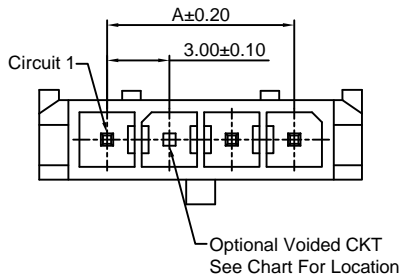
Reference Informations:

- *Material:Pin:Brass/Tin over Nickel
Insulator:Nylon 66,UL94V-0
- *Mates with CJT C3030HF-XP,
C3030HF-2P-A series Housing
- *Color:Black

Ordering Information:

C3030WV-F-XP - *** - ***
1 2 3

- Part No.
- Material:
(blank):Nylon 66, UL94V-0
LCP:LCP,UL94V-0
GWT:LCP, UL94V-0,GWT 750 °C
- Finish
(blank):Tin over Nickel
G:Gold-flash
G15:15µin (0.38µm) MIN.Select Gold
100µin (2.54µm) MIN.Select Tin
G30:30µin (0.76µm) MIN.Select Gold
100µin (2.54µm) MIN.Select Tin



Ordering Information & Dimensions:

PART NO.	Dimensions	
	A	B
2P	3.00	9.65
3P	6.00	12.65
4P	9.00	15.65
5P	12.00	18.65
6P	15.00	21.65
7P	18.00	24.65
8P	21.00	27.65
9P	24.00	30.65
10P	27.00	33.65
11P	30.00	36.65
12P	33.00	39.65

Unit: mm

C3030WR-F-XP

3.00mm pitch 90° Single Row Wafer

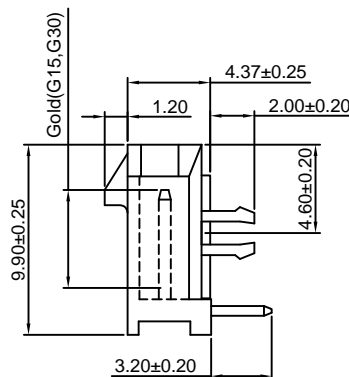
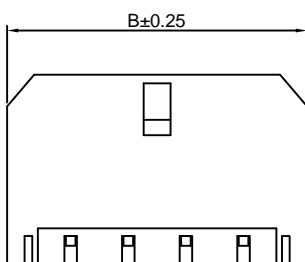
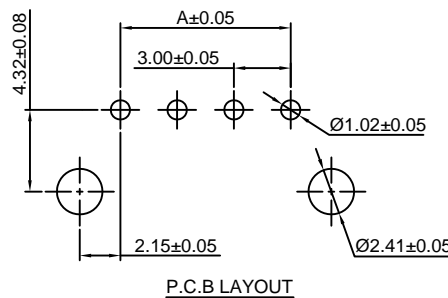
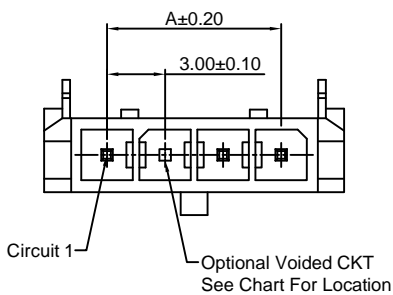
Reference Informations:

- *Material:Pin:Brass/Tin over Nickel
Insulator:Nylon 66,UL94V-0
- *Mates with CJT C3030HF-XP,
C3030HF-2P-A series Housing
- *Color:Black

Ordering Information:

C3030WR-F-XP - *** - ***
1 2 3

- Part No.
- Material:
(blank):Nylon 66, UL94V-0
LCP:LCP,UL94V-0
GWT:LCP, UL94V-0,GWT 750 °C
- Finish
(blank):Tin over Nickel
G:Gold-flash
G15:15µin (0.38µm) MIN.Select Gold
100µin (2.54µm) MIN.Select Tin
G30:30µin (0.76µm) MIN.Select Gold
100µin (2.54µm) MIN.Select Tin



Ordering Information & Dimensions:

PART NO.	Dimensions	
	A	B
2P	3.00	9.65
3P	6.00	12.65
4P	9.00	15.65
5P	12.00	18.65
6P	15.00	21.65
7P	18.00	24.65
8P	21.00	27.65
9P	24.00	30.65
10P	27.00	33.65
11P	30.00	36.65
12P	33.00	39.65

Unit: mm

C3030WV-S-XP

3.00mm pitch 180° Single Row Wafer-SMT TYPE

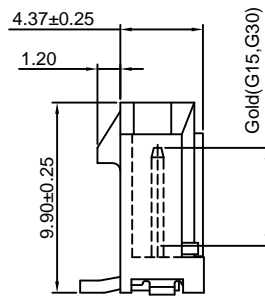
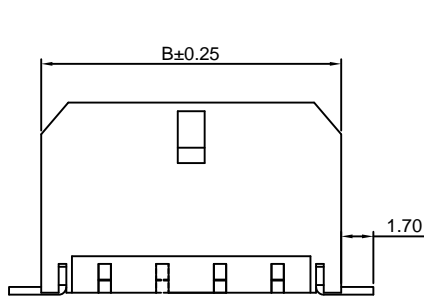
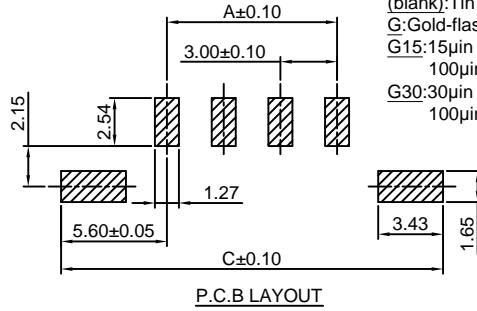
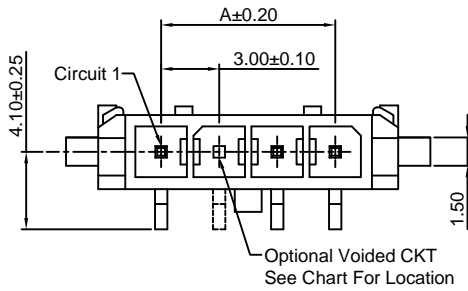
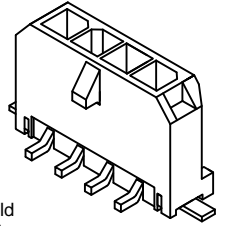
Reference Informations:

- *Material:Pin:Brass/Tin over Nickel
Insulator:LCP,UL94V-0
- *Mates with CJT C3030HF-XP,
C3030HF-2P-A series Housing
- *Color:Black

Ordering Information:

C3030WV-S-XP - *** - ***
1 2 3

- 1.Part No.
- 2.Material:
(blank):LCP,UL94V-0
GWT:LCP,UL94V-0,GWT 750°C
- 3.Finish
(blank):Tin over Nickel
G:Gold-flash
G15:15µin (0.38µm) MIN.Select Gold
100µin (2.54µm) MIN.Select Tin
G30:30µin (0.76µm) MIN.Select Gold
100µin (2.54µm) MIN.Select Tin



Ordering Information & Dimensions:

PART NO.	Dimensions		
	A	B	C
2P	3.00	9.65	14.20
3P	6.00	12.65	17.20
4P	9.00	15.65	20.20
5P	12.00	18.65	23.20
6P	15.00	21.65	26.20
7P	18.00	24.65	29.20
8P	21.00	27.65	32.20
9P	24.00	30.65	35.20
10P	27.00	33.65	38.20
11P	30.00	36.65	41.20
12P	33.00	39.65	44.20

Unit: mm

C3030WR-S-XP

3.00mm pitch 90° Single Row Wafer-SMT TYPE

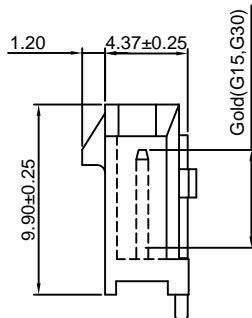
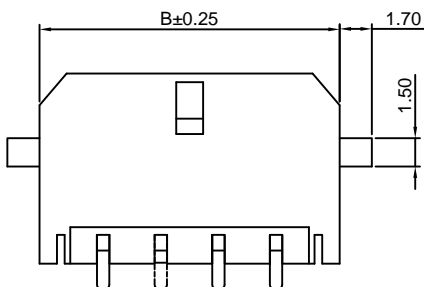
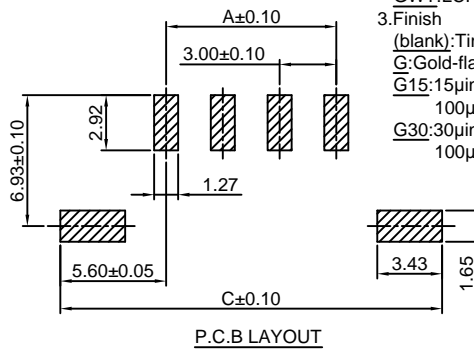
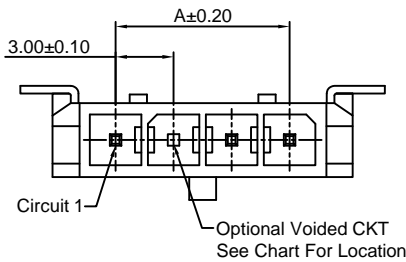
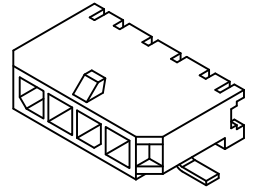
Reference Informations:

- *Material:Pin:Brass/Tin over Nickel
Insulator:LCP,UL94V-0
- *Mates with CJT C3030HF-XP,
C3030HF-2P-A series Housing
- *Color:Black

Ordering Information:

C3030WR-S-XP - *** - ***
1 2 3

- 1.Part No.
- 2.Material:
(blank):LCP,UL94V-0
GWT:LCP,UL94V-0,GWT 750°C
- 3.Finish
(blank):Tin over Nickel
G:Gold-flash
G15:15µin (0.38µm) MIN.Select Gold
100µin (2.54µm) MIN.Select Tin
G30:30µin (0.76µm) MIN.Select Gold
100µin (2.54µm) MIN.Select Tin



Ordering Information & Dimensions:

PART NO.	Dimensions		
	A	B	C
2P	3.00	9.65	14.20
3P	6.00	12.65	17.20
4P	9.00	15.65	20.20
5P	12.00	18.65	23.20
6P	15.00	21.65	26.20
7P	18.00	24.65	29.20
8P	21.00	27.65	32.20
9P	24.00	30.65	35.20
10P	27.00	33.65	38.20
11P	30.00	36.65	41.20
12P	33.00	39.65	44.20

Unit: mm

C3030WV-S-F-XP

3.00mm pitch 180° Single Row Wafer-SMT TYPE

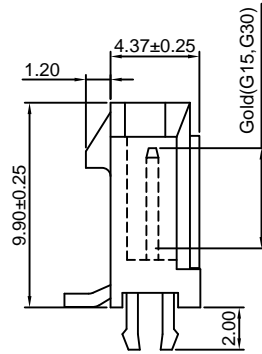
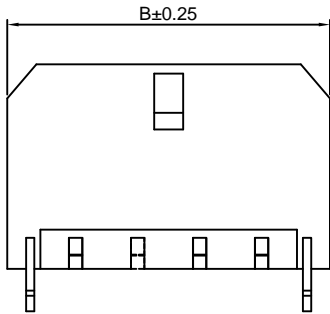
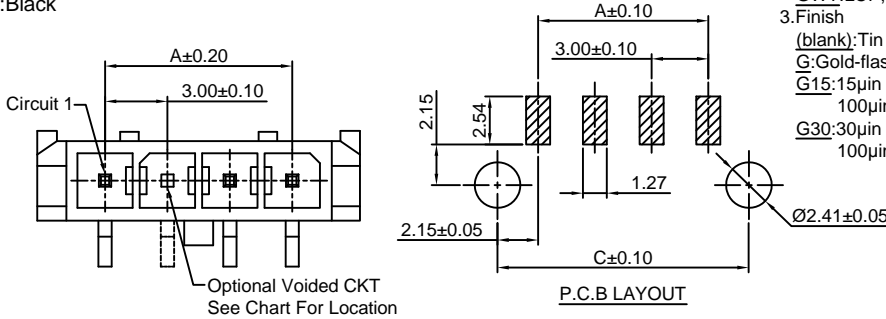
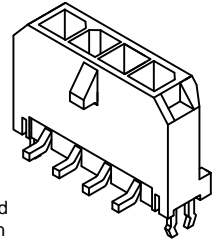
Reference Informations:

- *Material:Pin:Brass/Tin over Nickel
Insulator:LCP,UL94V-0
- *Mates with CJT C3030HF-XP,
C3030HF-2P-A series Housing
- *Color:Black

Ordering Information:

C3030WV-S-F-XP - *** - **
1 2 3

- 1.Part No.
- 2.Material:
(blank):LCP,UL94V-0
GWT:LCP,UL94V-0,GWT 750 °C
- 3.Finish
(blank):Tin over Nickel
G:Gold-flash
G15:15µin (0.38µm) MIN.Select Gold
100µin (2.54µm) MIN.Select Tin
G30:30µin (0.76µm) MIN.Select Gold
100µin (2.54µm) MIN.Select Tin



Ordering Information & Dimensions:

PART NO.	Dimensions		
	A	B	C
2P	3.00	9.65	7.30
3P	6.00	12.65	10.30
4P	9.00	15.65	13.30
5P	12.00	18.65	16.30
6P	15.00	21.65	19.30
7P	18.00	24.65	22.30
8P	21.00	27.65	25.30
9P	24.00	30.65	28.30
10P	27.00	33.65	31.30
11P	30.00	36.65	34.30
12P	33.00	39.65	37.30

Unit: mm

C3030WR-S-F-XP

3.00mm pitch 90° Single Row Wafer-SMT TYPE

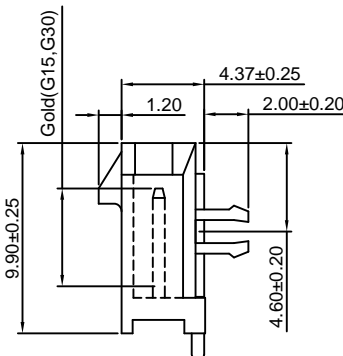
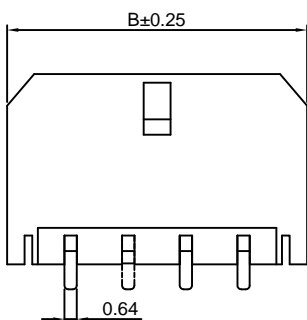
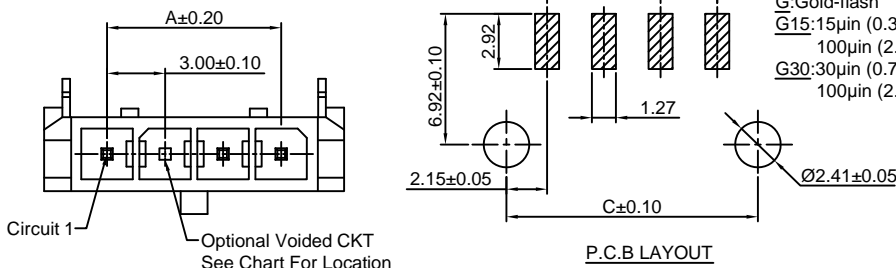
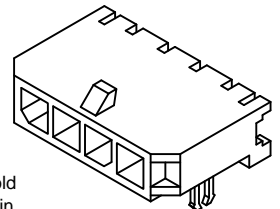
Reference Informations:

- *Material:Pin:Brass/Tin over Nickel
Insulator:LCP,UL94V-0
- *Mates with CJT C3030HF-XP,
C3030HF-2P-A series Housing
- *Color:Black

Ordering Information:

C3030WR-S-F-XP - *** - **
1 2 3

- 1.Part No.
- 2.Material:
(blank):LCP,UL94V-0
GWT:LCP,UL94V-0,GWT 750 °C
- 3.Finish
(blank):Tin over Nickel
G:Gold-flash
G15:15µin (0.38µm) MIN.Select Gold
100µin (2.54µm) MIN.Select Tin
G30:30µin (0.76µm) MIN.Select Gold
100µin (2.54µm) MIN.Select Tin



Ordering Information & Dimensions:

PART NO.	Dimensions		
	A	B	C
2P	3.00	9.65	7.30
3P	6.00	12.65	10.30
4P	9.00	15.65	13.30
5P	12.00	18.65	16.30
6P	15.00	21.65	19.30
7P	18.00	24.65	22.30
8P	21.00	27.65	25.30
9P	24.00	30.65	28.30
10P	27.00	33.65	31.30
11P	30.00	36.65	34.30
12P	33.00	39.65	37.30

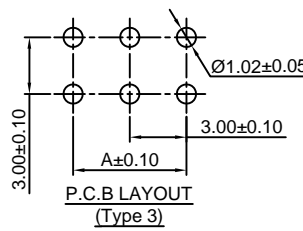
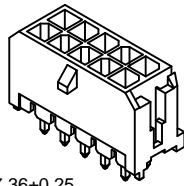
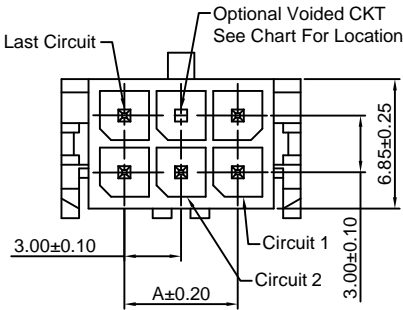
Unit: mm

C3030WV-2xXP

3.00mm pitch 180° Dual Row Wafer

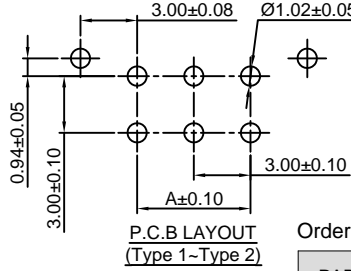
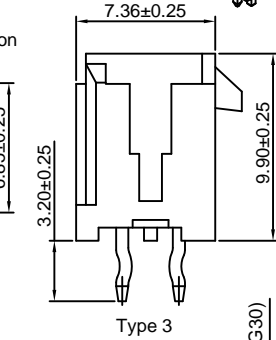
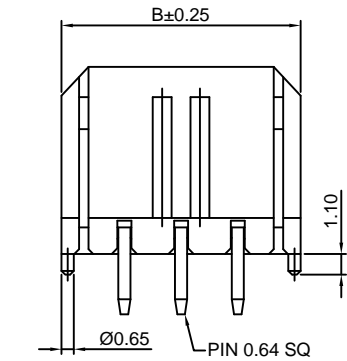
Reference Informations:

- *Material:Pin:Brass/Tin over Nickel
Insulator:Nylon 66,UL94V-0
- *Mates with CJT C3030HF-2xXP,
C3030HF-2xXP-A series Housing
- *Color:Black



Ordering Information:
C3030WV-2xXP - * - *** - ***
1 2 3 4

- Part No.
- Style:
(blank) :Type 1
2 :Type 2
- Material:
(blank):Nylon 66,UL94V-0
LCP:LCP,UL94V-0
GWT:LCP,UL94V-0,GWT 750°C
- Finish
(blank) :Tin over Nickel
G:Gold-flash
G15:15µin (0.38µm) MIN.Select Gold
100µin (2.54µm) MIN.Select Tin
G30:30µin (0.76µm) MIN.Select Gold
100µin (2.54µm) MIN.Select Tin



Ordering Information & Dimensions:

PART NO.	Dimensions	
	A	B
2x1P	----	6.65
2x2P	3.00	9.65
2x3P	6.00	12.65
2x4P	9.00	15.65
2x5P	12.00	18.65
2x6P	15.00	21.65
2x7P	18.00	24.65
2x8P	21.00	27.65
2x9P	24.00	30.65
2x10P	27.00	33.65
2x11P	30.00	36.65
2x12P	33.00	39.65

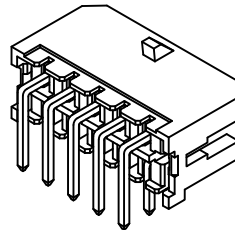
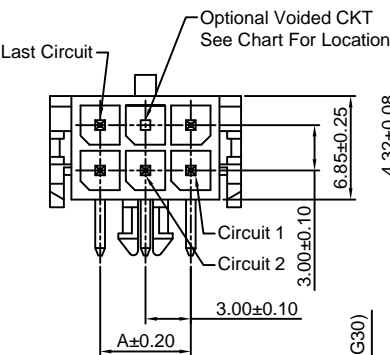
Unit: mm

C3030WR-2xXP

3.00mm pitch 90° Dual Row Wafer With Foot

Reference Informations:

- *Material:Pin:Brass/Tin over Nickel
Insulator:Nylon 66,UL94V-0
- *Mates with CJT C3030HF-2xXP,
C3030HF-2xXP-A series Housing
- *Color:Black



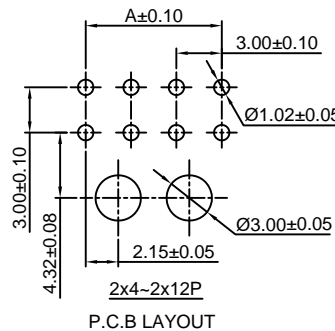
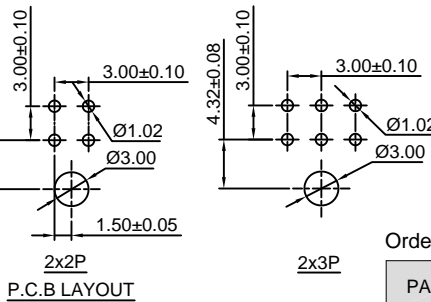
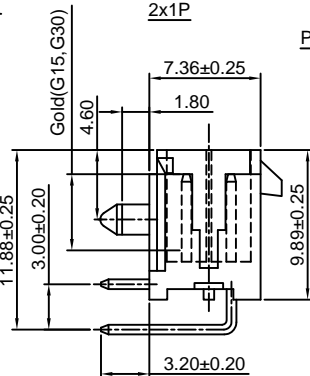
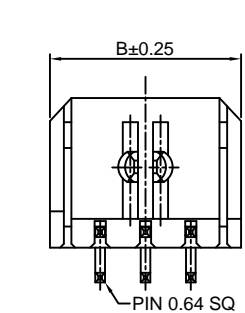
Ordering Information:
C3030WR-2xXP - *** - ***
1 2 3

- Part No.
- Material:
(blank):Nylon 66,UL94V-0
LCP:LCP,UL94V-0
GWT:LCP,UL94V-0,GWT 750°C
- Finish
(blank) :Tin over Nickel
G:Gold-flash
G15:15µin (0.38µm) MIN.Select Gold
100µin (2.54µm) MIN.Select Tin
G30:30µin (0.76µm) MIN.Select Gold
100µin (2.54µm) MIN.Select Tin

Ordering Information & Dimensions:

PART NO.	Dimensions	
	A	B
2x1P	----	6.85
2x2P	3.00	9.85
2x3P	6.00	12.85
2x4P	9.00	15.85
2x5P	12.00	18.85
2x6P	15.00	21.85
2x7P	18.00	24.85
2x8P	21.00	27.85
2x9P	24.00	30.85
2x10P	27.00	33.85
2x11P	30.00	36.85
2x12P	33.00	39.85

Unit: mm



C3030WVC-2xXP

3.00mm pitch Dual Row 180° Compliant Pin Interface Wafer

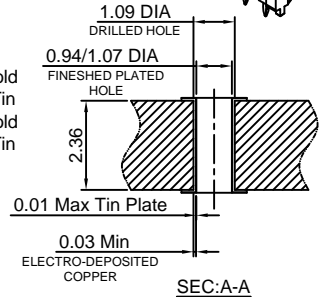
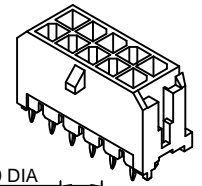
Reference Informations:

- *Material: Pin: Brass/Tin over Nickel
Insulator: LCP, UL94V-0
- *Mates with CJT C3030HF-2xXP, C3030HF-2xXP-A series Housing
- *Color: Black

Ordering Information:

C3030WVC-2xXP - *** - ***
1 2 3

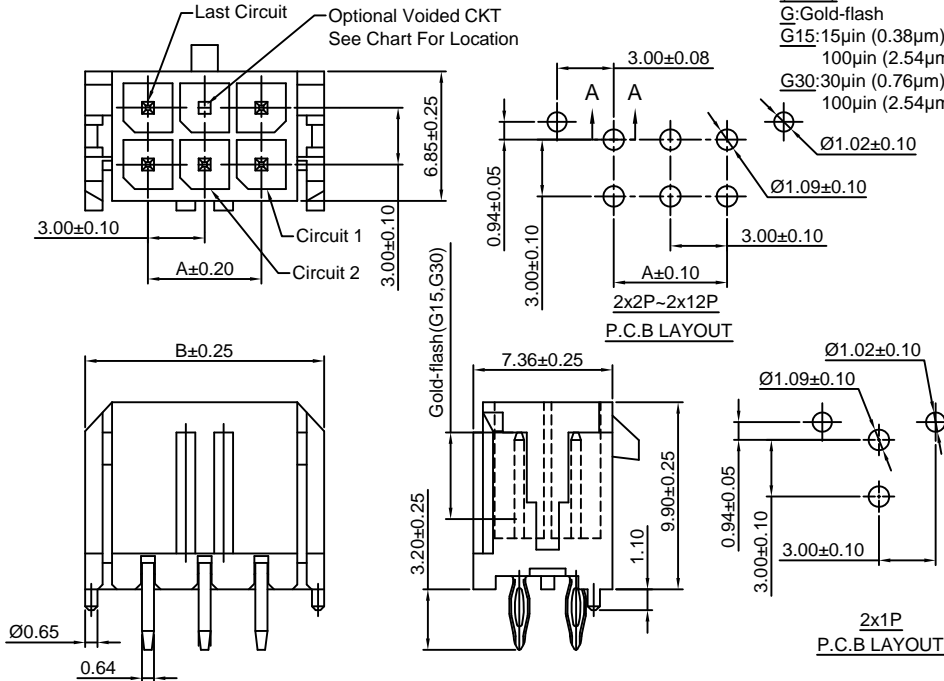
- Part No.
- Material:
(blank): LCP, UL94V-0
GWT: LCP, UL94V-0, GWT 750 °C
- Finish
(blank): Tin over Nickel
G: Gold-flash
G15: 15µin (0.38µm) MIN. Select Gold
100µin (2.54µm) MIN. Select Tin
G30: 30µin (0.76µm) MIN. Select Gold
100µin (2.54µm) MIN. Select Tin



Ordering Information & Dimensions:

PART NO.	Dimensions	
	A	B
2x1P	----	6.65
2x2P	3.00	9.65
2x3P	6.00	12.65
2x4P	9.00	15.65
2x5P	12.00	18.65
2x6P	15.00	21.65
2x7P	18.00	24.65
2x8P	21.00	27.65
2x9P	24.00	30.65
2x10P	27.00	33.65
2x11P	30.00	36.65
2x12P	33.00	39.65

Unit: mm



C3030WV-S-2xXP

3.00mm pitch 180° Dual Row Wafer-SMT TYPE

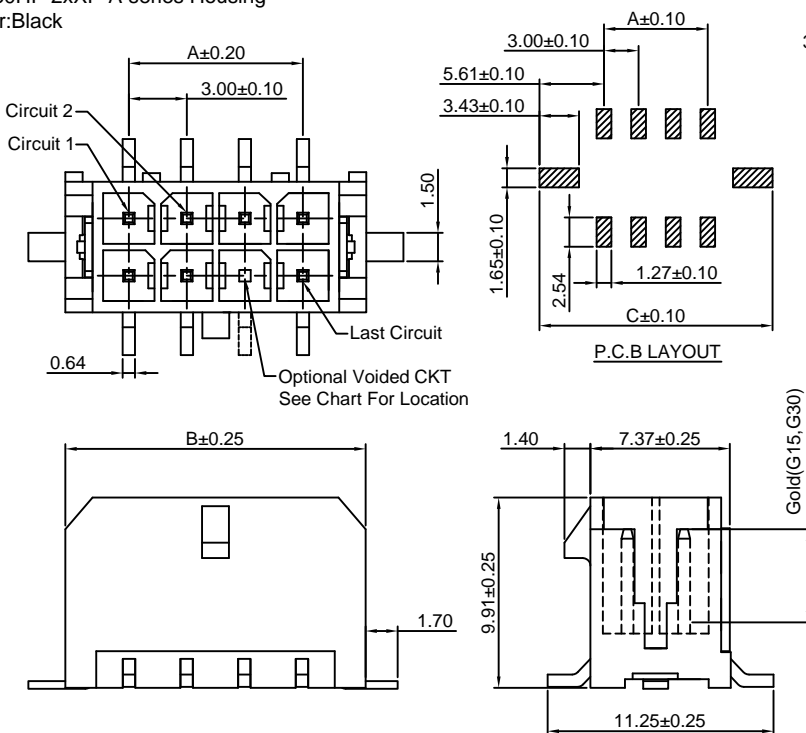
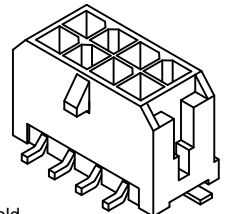
Reference Informations:

- *Material: Pin: Brass/Tin over Nickel
Insulator: LCP, UL94V-0
- *Mates with CJT C3030HF-2xXP, C3030HF-2xXP-A series Housing
- *Color: Black

Ordering Information:

C3030WV-S-2xXP - *** - ***
1 2 3

- Part No.
- Material:
(blank): LCP, UL94V-0
GWT: LCP, UL94V-0, GWT 750 °C
- Finish
(blank): Tin over Nickel
G: Gold-flash
G15: 15µin (0.38µm) MIN. Select Gold
100µin (2.54µm) MIN. Select Tin
G30: 30µin (0.76µm) MIN. Select Gold
100µin (2.54µm) MIN. Select Tin



PART NO.	Dimensions		
	A	B	C
2x1P	----	6.65	11.20
2x2P	3.00	9.65	14.20
2x3P	6.00	12.65	17.20
2x4P	9.00	15.65	20.20
2x5P	12.00	18.65	23.20
2x6P	15.00	21.65	26.20
2x7P	18.00	24.65	29.20
2x8P	21.00	27.65	32.20
2x9P	24.00	30.65	35.20
2x10P	27.00	33.65	38.20
2x11P	30.00	36.65	41.20
2x12P	33.00	39.65	44.20

Unit: mm

C3030WR-S-2xXP

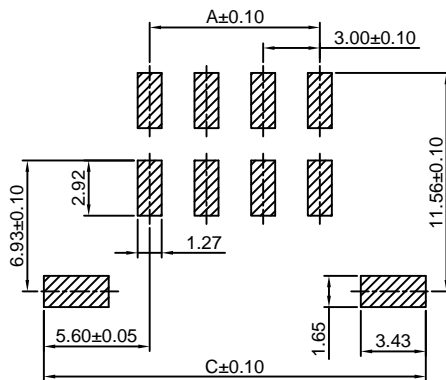
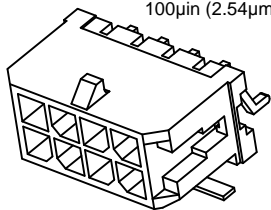
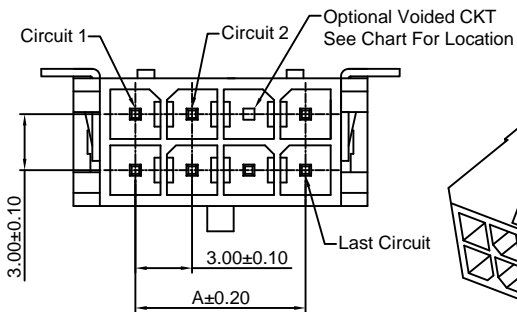
3.00mm pitch 90° Dual Row Wafer-SMT TYPE

Reference Informations:

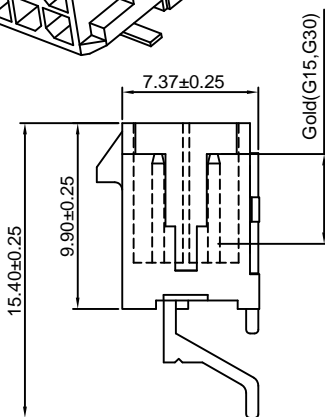
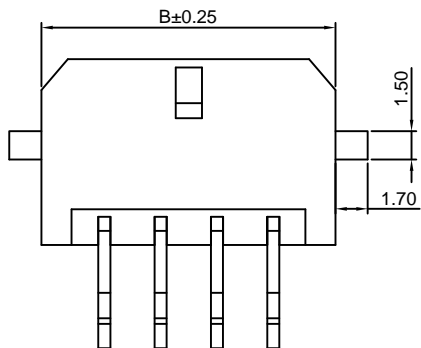
- *Material: Pin: Brass/Tin over Nickel
Insulator: LCP, UL94V-0
- *Mates with CJT C3030HF-2xXP,
C3030HF-2xXP-A series Housing
- *Color: Black

Ordering Information:
C3030WR-S-2xXP - *** - ***
1 2 3

1. Part No.
2. Material:
(blank): LCP, UL94V-0
GWT: LCP, UL94V-0, GWT 750 °C
3. Finish
(blank): Tin over Nickel
G: Gold-flash
G15: 15µin (0.38µm) MIN. Select Gold
100µin (2.54µm) MIN. Select Tin
G30: 30µin (0.76µm) MIN. Select Gold
100µin (2.54µm) MIN. Select Tin



P.C.B LAYOUT



Ordering Information & Dimensions:

PART NO.	Dimensions		
	A	B	C
2x1P	----	6.65	11.20
2x2P	3.00	9.65	14.20
2x3P	6.00	12.65	17.20
2x4P	9.00	15.65	20.20
2x5P	12.00	18.65	23.20
2x6P	15.00	21.65	26.20
2x7P	18.00	24.65	29.20
2x8P	21.00	27.65	32.20
2x9P	24.00	30.65	35.20
2x10P	27.00	33.65	38.20
2x11P	30.00	36.65	41.20
2x12P	33.00	39.65	44.20

Unit: mm

C3030WV-F-2xXP

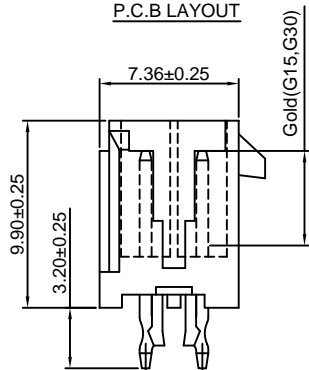
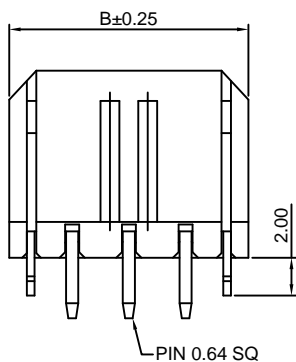
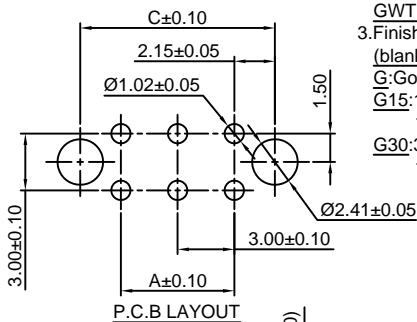
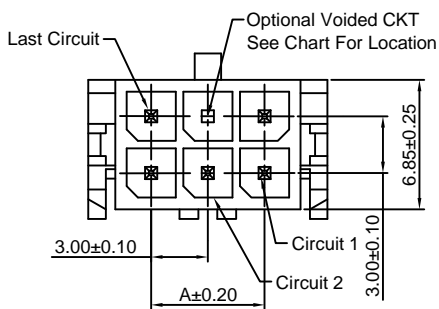
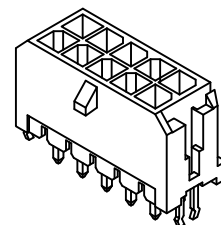
3.00mm pitch 180° Dual Row Wafer With Foot

Reference Informations:

- *Material: Pin: Brass/Tin over Nickel
Insulator: Nylon 66, UL94V-0
- *Mates with CJT C3030HF-2xXP,
C3030HF-2xXP-A series Housing
- *Color: Black

Ordering Information:
C3030WV-F-2xXP - *** - ***
1 2 3

1. Part No.
2. Material:
(blank): Nylon 66, UL94V-0
LCP: LCP, UL94V-0
GWT: LCP, UL94V-0, GWT 750 °C
3. Finish
(blank): Tin over Nickel
G: Gold-flash
G15: 15µin (0.38µm) MIN. Select Gold
100µin (2.54µm) MIN. Select Tin
G30: 30µin (0.76µm) MIN. Select Gold
100µin (2.54µm) MIN. Select Tin



Ordering Information & Dimensions:

PART NO.	Dimensions		
	A	B	C
2x1P	----	6.65	4.30
2x2P	3.00	9.65	7.30
2x3P	6.00	12.65	10.30
2x4P	9.00	15.65	13.30
2x5P	12.00	18.65	16.30
2x6P	15.00	21.65	19.30
2x7P	18.00	24.65	22.30
2x8P	21.00	27.65	25.30
2x9P	24.00	30.65	28.30
2x10P	27.00	33.65	31.30
2x11P	30.00	36.65	34.30
2x12P	33.00	39.65	37.30

Unit: mm

C3030WR-F-2xXP

3.00mm pitch 90° Dual Row Wafer With Foot

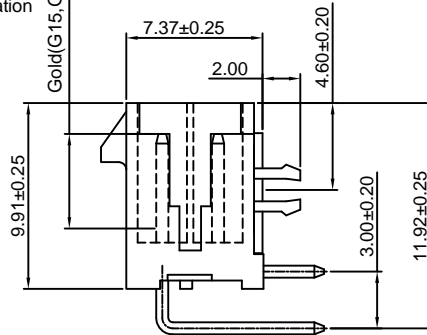
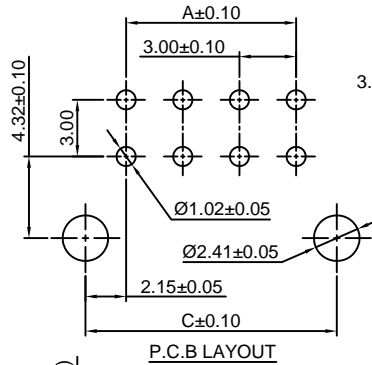
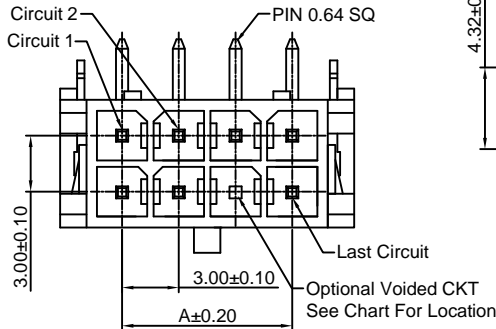
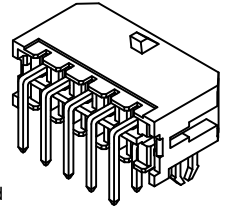
Reference Informations:

- *Material: Pin: Brass/Tin over Nickel
Insulator: Nylon 66, UL94V-0
- *Mates with CJT C3030HF-2xXP, C3030HF-2xXP-A series Housing
- *Color: Black

Ordering Information:

C3030WR-F-2xXP - *** - ***
1 2 3

- Part No.
- Material:
(blank): Nylon 66, UL94V-0
LCP: LCP, UL94V-0
GWT: LCP, UL94V-0, GWT 750°C
- Finish
(blank): Tin over Nickel
G: Gold-flash
G15: 15µin (0.38µm) MIN. Select Gold
100µin (2.54µm) MIN. Select Tin
G30: 30µin (0.76µm) MIN. Select Gold
100µin (2.54µm) MIN. Select Tin



Ordering Information & Dimensions:

PART NO.	Dimensions		
	A	B	C
2x1P	----	6.65	4.30
2x2P	3.00	9.65	7.30
2x3P	6.00	12.65	10.30
2x4P	9.00	15.65	13.30
2x5P	12.00	18.65	16.30
2x6P	15.00	21.65	19.30
2x7P	18.00	24.65	22.30
2x8P	21.00	27.65	25.30
2x9P	24.00	30.65	28.30
2x10P	27.00	33.65	31.30
2x11P	30.00	36.65	34.30
2x12P	33.00	39.65	37.30

Unit: mm

C3030WV-S-F-2xXP

3.00mm pitch 180° Dual Row Wafer-SMT TYPE

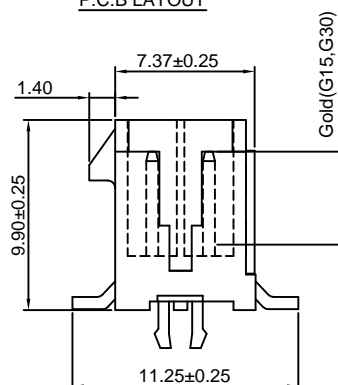
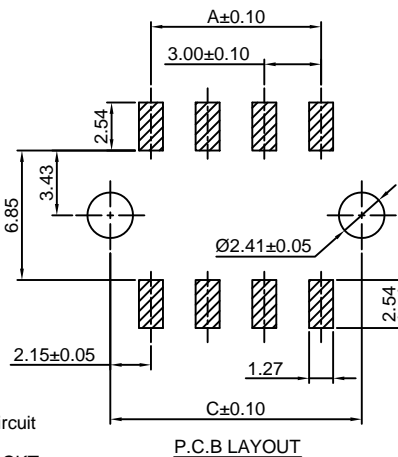
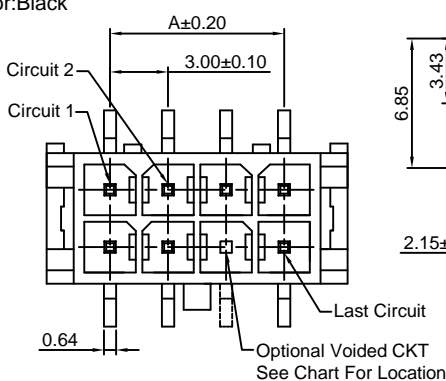
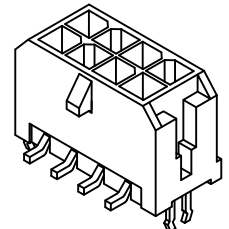
Reference Informations:

- *Material: Pin: Brass/Tin over Nickel
Insulator: LCP, UL94V-0
- *Mates with CJT C3030HF-2xXP, C3030HF-2xXP-A series Housing
- *Color: Black

Ordering Information:

C3030WV-S-F-2xXP - *** - ***
1 2 3

- Part No.
- Material:
(blank): LCP, UL94V-0
GWT: LCP, UL94V-0, GWT 750°C
- Finish
(blank): Tin over Nickel
G: Gold-flash
G15: 15µin (0.38µm) MIN. Select Gold
100µin (2.54µm) MIN. Select Tin
G30: 30µin (0.76µm) MIN. Select Gold
100µin (2.54µm) MIN. Select Tin



Ordering Information & Dimensions:

PART NO.	Dimensions		
	A	B	C
2x1P	----	6.65	4.30
2x2P	3.00	9.65	7.30
2x3P	6.00	12.65	10.30
2x4P	9.00	15.65	13.30
2x5P	12.00	18.65	16.30
2x6P	15.00	21.65	19.30
2x7P	18.00	24.65	22.30
2x8P	21.00	27.65	25.30
2x9P	24.00	30.65	28.30
2x10P	27.00	33.65	31.30
2x11P	30.00	36.65	34.30
2x12P	33.00	39.65	37.30

Unit: mm

C3030WR-S-F-2xXP

3.00mm pitch 90° Dual Row Wafer-SMT TYPE

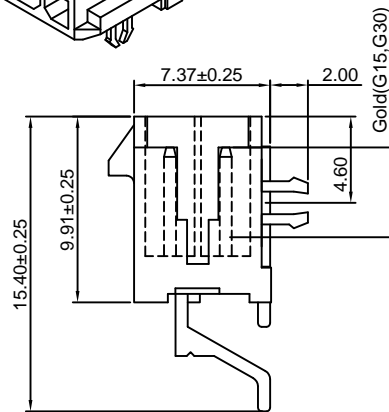
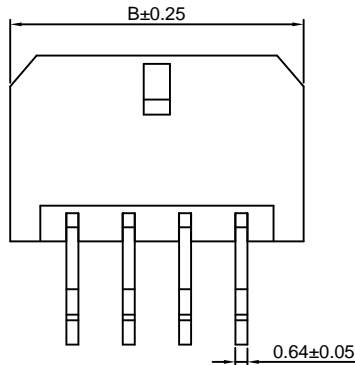
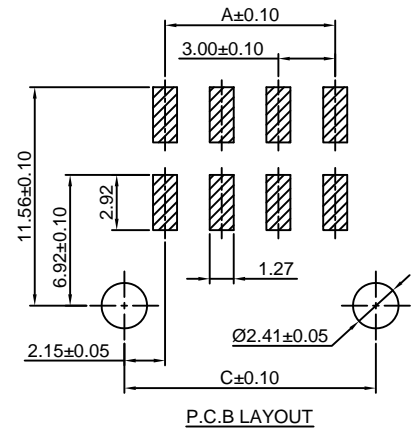
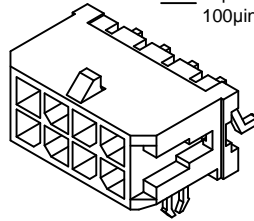
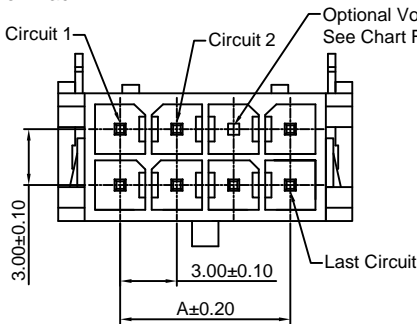
Reference Informations:

- *Material: Pin: Brass/Tin over Nickel
Insulator: LCP, UL94V-0
- *Mates with CJT C3030HF-2xXP, C3030HF-2xXP-A series Housing
- *Color: Black

Ordering Information:

C3030WR-S-F-2xXP - *** - ***
1 2 3

1. Part No.
2. Material:
(blank): LCP, UL94V-0
GWT: LCP, UL94V-0, GWT 750°C
3. Finish
(blank): Tin over Nickel
G: Gold-flash
G15: 15µin (0.38µm) MIN. Select Gold
100µin (2.54µm) MIN. Select Tin
G30: 30µin (0.76µm) MIN. Select Gold
100µin (2.54µm) MIN. Select Tin



Ordering Information & Dimensions:

PART NO.	Dimensions		
	A	B	C
2x1P	----	6.65	4.30
2x2P	3.00	9.65	7.30
2x3P	6.00	12.65	10.30
2x4P	9.00	15.65	13.30
2x5P	12.00	18.65	16.30
2x6P	15.00	21.65	19.30
2x7P	18.00	24.65	22.30
2x8P	21.00	27.65	25.30
2x9P	24.00	30.65	28.30
2x10P	27.00	33.65	31.30
2x11P	30.00	36.65	34.30
2x12P	33.00	39.65	37.30

Unit: mm

C3030WR-S-F-1-2xXP

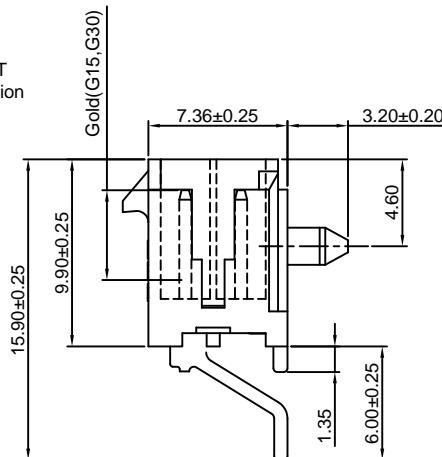
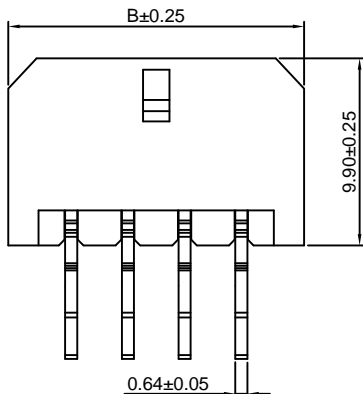
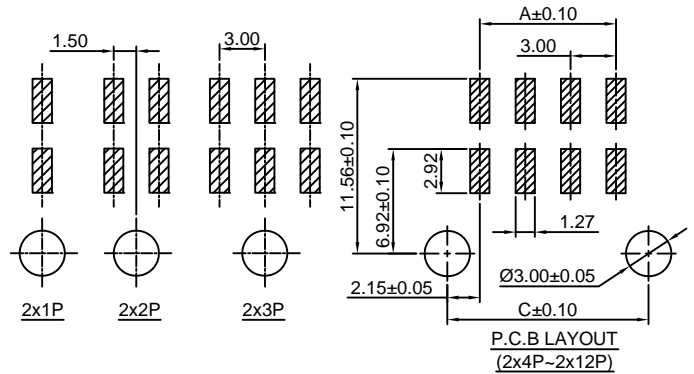
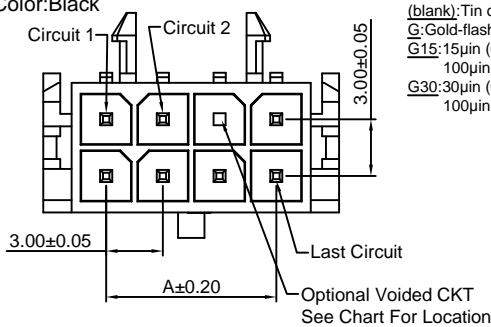
3.00mm pitch 90° Dual Row Wafer-SMT TYPE

Reference Informations:

- *Material: Pin: Brass/Tin over Nickel
Insulator: LCP, UL94V-0
- *Mates with CJT C3030HF-2xXP, C3030HF-2xXP-A series Housing
- *Color: Black

Ordering Information:
C3030WR-S-F-1-2xXP - *** - ***
1 2 3

1. Part No.
2. Material:
(blank): LCP, UL94V-0
GWT: LCP, UL94V-0, GWT 750°C
3. Finish
(blank): Tin over Nickel
G: Gold-flash
G15: 15µin (0.38µm) MIN. Select Gold
100µin (2.54µm) MIN. Select Tin
G30: 30µin (0.76µm) MIN. Select Gold
100µin (2.54µm) MIN. Select Tin



PART NO.	Dimensions		
	A	B	C
2x1P	----	6.65	4.30
2x2P	3.00	9.65	7.30
2x3P	6.00	12.65	10.30
2x4P	9.00	15.65	13.30
2x5P	12.00	18.65	16.30
2x6P	15.00	21.65	19.30
2x7P	18.00	24.65	22.30
2x8P	21.00	27.65	25.30
2x9P	24.00	30.65	28.30
2x10P	27.00	33.65	31.30
2x11P	30.00	36.65	34.30
2x12P	33.00	39.65	37.30

Unit: mm

C3030WVA-2xXP

3.00mm pitch 180° Dual Row Wafer

Reference Informations:

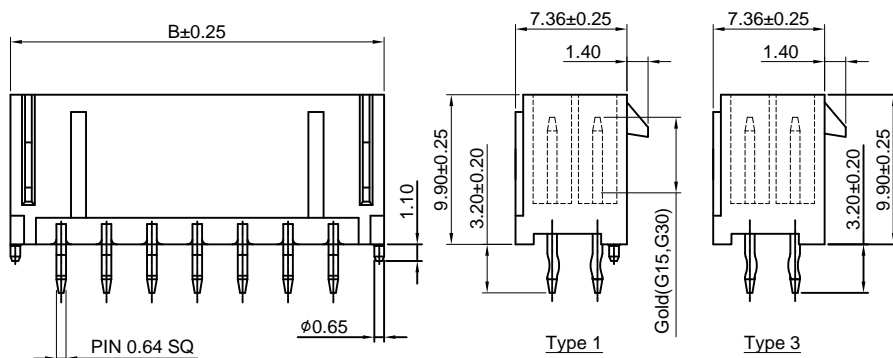
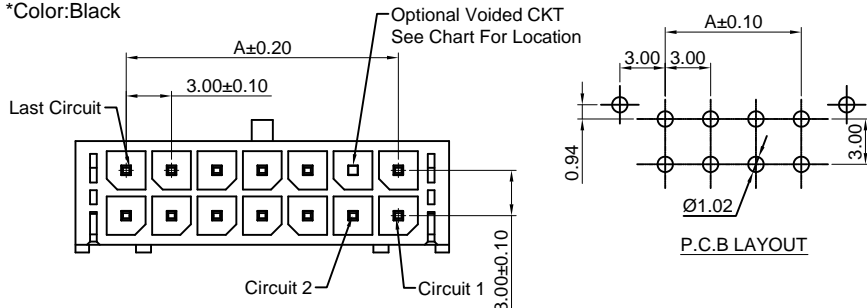
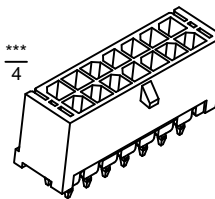
- *Material: Pin: Brass/Tin over Nickel
Insulator: Nylon 66, UL94V-0
- *Mates with CJT C3030HF-2xXP, C3030HF-2xXP-A series Housing
- *Color: Black

Ordering Information:

C3030WVA-2xXP - ^{*} - ^{**} - ^{***} - ^{****}

1 2 3 4

1. Part No.
2. Style:
(blank): Type 1
3: Type 3
3. Material:
(blank): Nylon 66, UL94V-0
GWT: Nylon 66, UL94V-0, GWT 750°C
4. Finish:
(blank): Tin over Nickel
G: Gold-flash
G15: 15µin (0.38µm) MIN. Select Gold
100µin (2.54µm) MIN. Select Tin
G30: 30µin (0.76µm) MIN. Select Gold
100µin (2.54µm) MIN. Select Tin



Ordering Information & Dimensions:

PART NO.	Dimensions	
	A	B
2x1P	----	6.70
2x2P	3.00	9.70
2x3P	6.00	12.70
2x4P	9.00	15.70
2x5P	12.00	18.70
2x6P	15.00	21.70
2x7P	18.00	24.70
2x8P	21.00	27.70
2x9P	24.00	30.70
2x10P	27.00	33.70
2x11P	30.00	36.70
2x12P	33.00	39.70

Unit: mm

C3030WVA-S-2xXP

3.00mm pitch 180° Dual Row Wafer - SMT TYPE

Reference Informations:

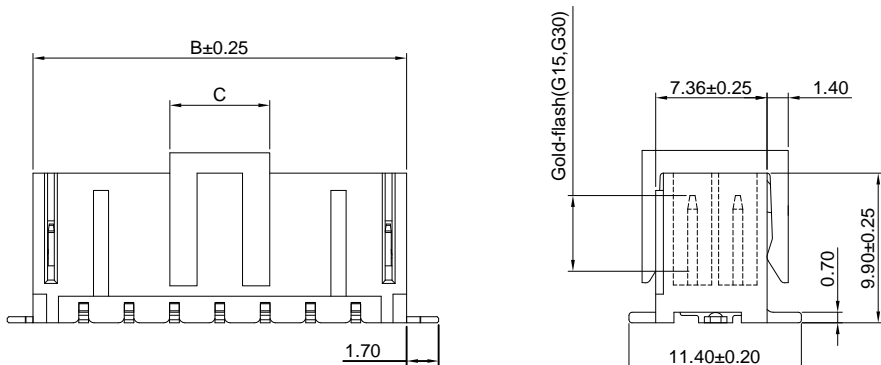
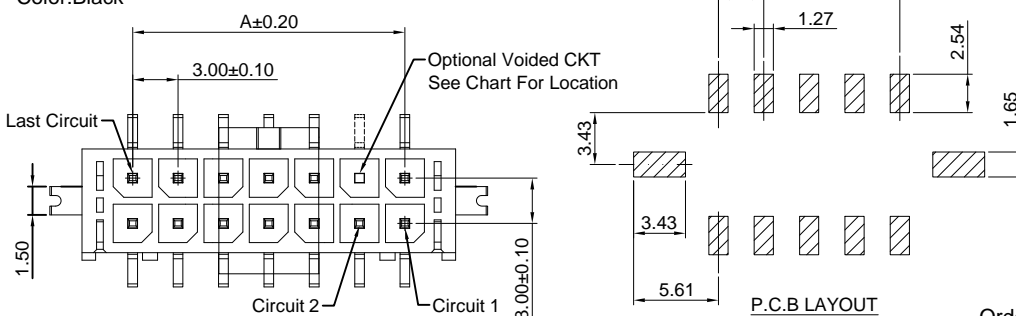
- *Material: Pin: Brass/Tin over Nickel
Insulator: LCP, UL94V-0
- *Mates with CJT C3030HF-2xXP, C3030HF-2xXP-A series Housing
- *Color: Black

Ordering Information:

C3030WVA-S-2xXP - ^{*} - ^{**} - ^{***} - ^{****}

1 2 3

1. Part No.
2. Material:
(blank): LCP, UL94V-0
GWT: LCP, UL94V-0, GWT 750°C
3. Finish:
(blank): Tin over Nickel
G: Gold-flash
G15: 15µin (0.38µm) MIN. Select Gold
100µin (2.54µm) MIN. Select Tin
G30: 30µin (0.76µm) MIN. Select Gold
100µin (2.54µm) MIN. Select Tin



Ordering Information & Dimensions:

PART NO.	Dimensions		
	A	B	C
2x1P	----	6.70	6.60
2x2P	3.00	9.70	6.60
2x3P	6.00	12.70	6.60
2x4P	9.00	15.70	6.60
2x5P	12.00	18.70	6.60
2x6P	15.00	21.70	6.60
2x7P	18.00	24.70	6.60
2x8P	21.00	27.70	12.00
2x9P	24.00	30.70	12.00
2x10P	27.00	33.70	12.00
2x11P	30.00	36.70	12.00
2x12P	33.00	39.70	12.00

Unit: mm

C3030WVA-F-2xXP

3.00mm pitch 180° Dual Row Wafer

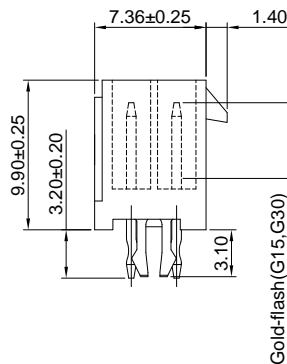
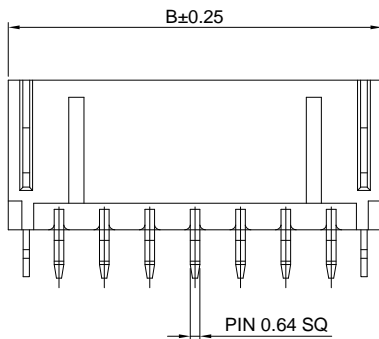
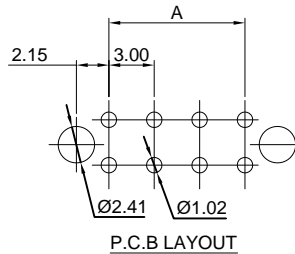
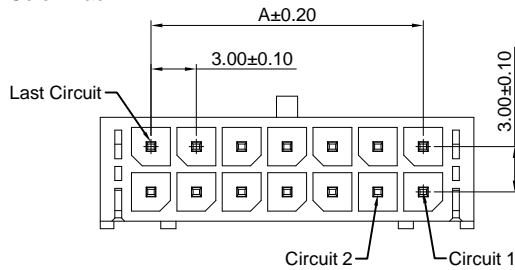
Reference Informations:

- *Material: Pin: Brass/Tin over Nickel
Insulator: LCP, UL94V-0
- *Mates with CJT C3030HF-2xXP, C3030HF-2xXP-A series Housing
- *Color: Black

Ordering Information:

C3030WVA-F-2xXP - $\frac{***}{1} - \frac{***}{2} - \frac{***}{3}$

- Part No.
- Material:
(blank): LCP, UL94V-0
GWT: LCP, UL94V-0, GWT 750°C
- Finish
(blank): Tin over Nickel
G: Gold-flash
G15: 15µm (0.38µm) MIN. Select Gold
100µm (2.54µm) MIN. Select Tin
G30: 30µm (0.76µm) MIN. Select Gold
100µm (2.54µm) MIN. Select Tin



Ordering Information & Dimensions:

PART NO.	Dimensions	
	A	B
2x1P	----	6.70
2x2P	3.00	9.70
2x3P	6.00	12.70
2x4P	9.00	15.70
2x5P	12.00	18.70
2x6P	15.00	21.70
2x7P	18.00	24.70
2x8P	21.00	27.70
2x9P	24.00	30.70
2x10P	27.00	33.70
2x11P	30.00	36.70
2x12P	33.00	39.70

Unit: mm

C3030WVA-S-F-2xXP

3.00mm pitch 180° Dual Row Wafer - SMT TYPE

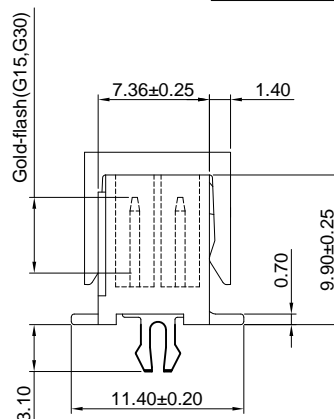
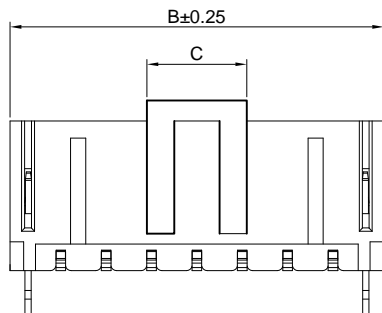
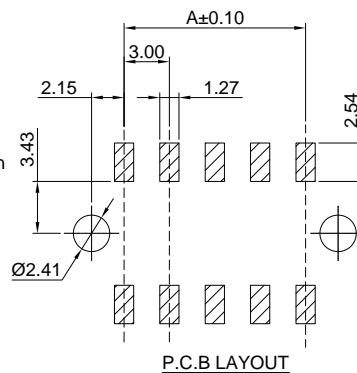
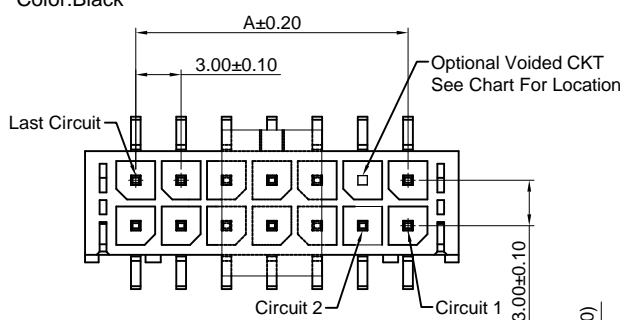
Reference Informations:

- *Material: Pin: Brass/Tin over Nickel
Insulator: LCP, UL94V-0
- *Mates with CJT C3030HF-2xXP, C3030HF-2xXP-A series Housing
- *Color: Black

Ordering Information:

C3030WVA-S-F-2xXP - $\frac{***}{1} - \frac{***}{2} - \frac{***}{3}$

- Part No.
- Material:
(blank): LCP, UL94V-0
GWT: LCP, UL94V-0, GWT 750°C
- Finish
(blank): Tin over Nickel
G: Gold-flash
G15: 15µm (0.38µm) MIN. Select Gold
100µm (2.54µm) MIN. Select Tin
G30: 30µm (0.76µm) MIN. Select Gold
100µm (2.54µm) MIN. Select Tin



Ordering Information & Dimensions:

PART NO.	Dimensions		
	A	B	C
2x1P	----	6.70	6.60
2x2P	3.00	9.70	6.60
2x3P	6.00	12.70	6.60
2x4P	9.00	15.70	6.60
2x5P	12.00	18.70	6.60
2x6P	15.00	21.70	6.60
2x7P	18.00	24.70	6.60
2x8P	21.00	27.70	12.00
2x9P	24.00	30.70	12.00
2x10P	27.00	33.70	12.00
2x11P	30.00	36.70	12.00
2x12P	33.00	39.70	12.00

Unit: mm

C3030WRA-F-2xXP

3.00mm pitch 90° Dual Row Wafer

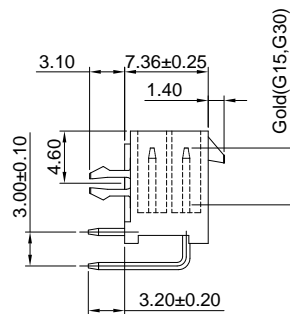
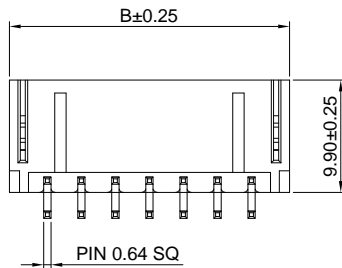
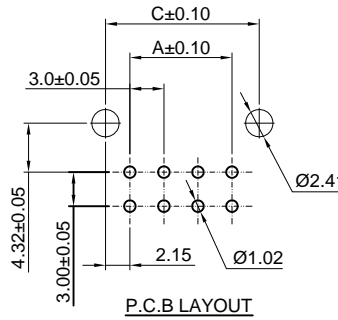
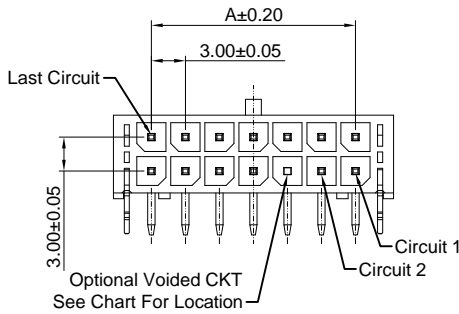
Reference Informations:

- *Material: Pin: Brass/Tin over Nickel
Insulator: Nylon 66, UL94V-0
- *Mates with CJT C3030HF-2xXP, C3030HF-2xXP-A series Housing
- *Color: Black

Ordering Information:

C3030WRA-F-2xXP - *** - ***
1 2 3

1. Part No.
2. Material:
(blank): Nylon 66, UL94V-0
GWT: Nylon 66, UL94V-0, GWT 750°C
3. Finish
(blank): Tin over Nickel
G: Gold-flash
G15: 15µin (0.38µm) MIN. Select Gold
100µin (2.54µm) MIN. Select Tin
G30: 30µin (0.76µm) MIN. Select Gold
100µin (2.54µm) MIN. Select Tin



Ordering Information & Dimensions:

PART NO.	Dimensions		
	A	B	C
2x1P	----	6.65	4.30
2x2P	3.00	9.65	7.30
2x3P	6.00	12.65	10.30
2x4P	9.00	15.65	13.30
2x5P	12.00	18.65	16.30
2x6P	15.00	21.65	19.30
2x7P	18.00	24.65	22.30
2x8P	21.00	27.65	25.30
2x9P	24.00	30.65	28.30
2x10P	27.00	33.65	31.30
2x11P	30.00	36.65	34.30
2x12P	33.00	39.65	37.30

Unit: mm

C3030WRA-F1-2xXP

3.00mm pitch 90° Dual Row Wafer

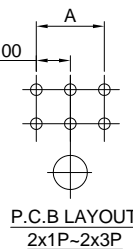
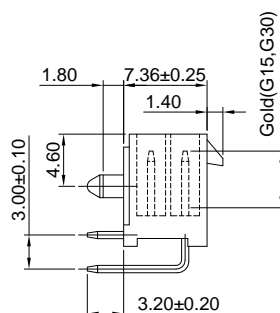
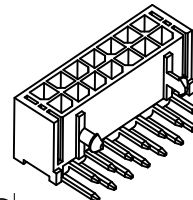
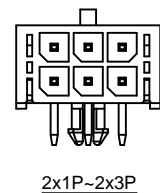
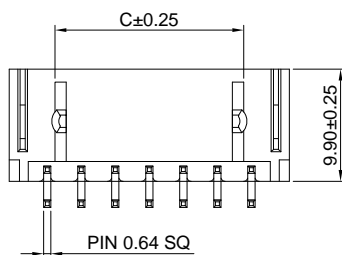
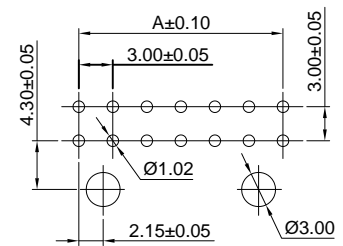
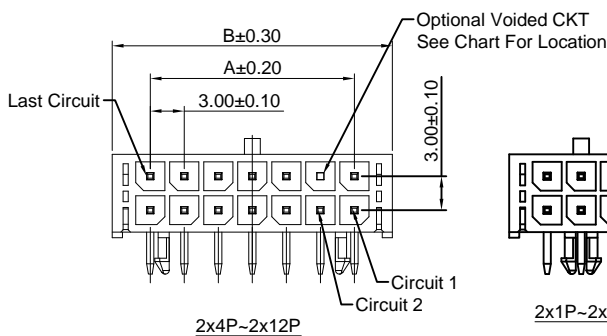
Reference Informations:

- *Material: Pin: Brass/Tin over Nickel
Insulator: Nylon 66, UL94V-0
- *Mates with CJT C3030HF-2xXP, C3030HF-2xXP-A series Housing
- *Color: Black

Ordering Information:

C3030WRA-F1-2xXP - *** - ***
1 2 3

1. Part No.
2. Material:
(blank): Nylon 66, UL94V-0
GWT: Nylon 66, UL94V-0, GWT 750°C
3. Finish
(blank): Tin over Nickel
G: Gold-flash
G15: 15µin (0.38µm) MIN. Select Gold
100µin (2.54µm) MIN. Select Tin
G30: 30µin (0.76µm) MIN. Select Gold
100µin (2.54µm) MIN. Select Tin



Ordering Information & Dimensions:

PART NO.	Dimensions		
	A	B	C
2x1P	----	6.65	2.90
2x2P	3.00	9.65	2.90
2x3P	6.00	12.65	2.90
2x4P	9.00	15.65	7.60
2x5P	12.00	18.65	10.60
2x6P	15.00	21.65	13.60
2x7P	18.00	24.65	16.60
2x8P	21.00	27.65	19.60
2x9P	24.00	30.65	22.60
2x10P	27.00	33.65	25.60
2x11P	30.00	36.65	28.60
2x12P	33.00	39.65	31.60

Unit: mm

C3030WRA-S-2xXP

3.00mm pitch 90° Dual Row Wafer - SMT TYPE

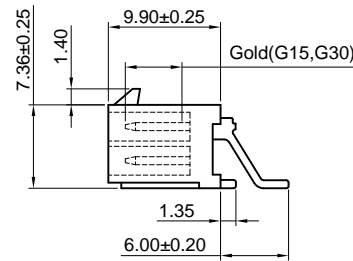
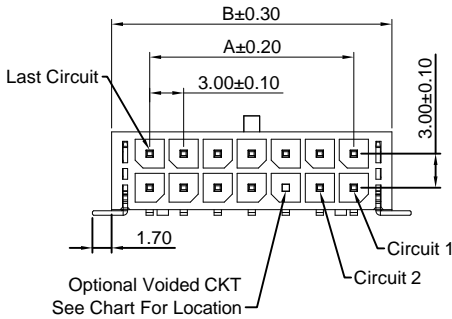
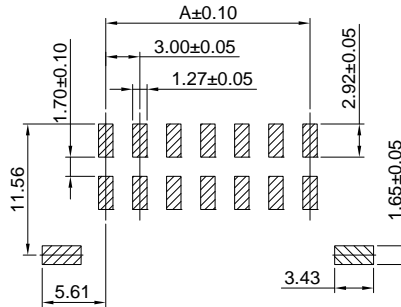
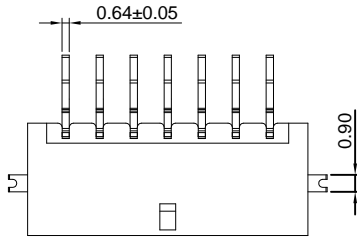
Reference Informations:

- *Material: Pin: Brass/Tin over Nickel
Insulator: LCP, UL94V-0
- *Mates with CJT C3030HF-2xXP, C3030HF-2xXP-A series Housing
- *Color: Black

Ordering Information:

C3030WRA-S-2xXP - *** - ***
1 2 3

- Part No.
- Material:
(blank): LCP, UL94V-0
GWT: LCP, UL94V-0, GWT 750°C
- Finish
(blank): Tin over Nickel
G: Gold-flash
G15: 15µin (0.38µm) MIN. Select Gold
100µin (2.54µm) MIN. Select Tin
G30: 30µin (0.76µm) MIN. Select Gold
100µin (2.54µm) MIN. Select Tin



Ordering Information & Dimensions:

PART NO.	Dimensions	
	A	B
2x1P	----	6.70
2x2P	3.00	9.70
2x3P	6.00	12.70
2x4P	9.00	15.70
2x5P	12.00	18.70
2x6P	15.00	21.70
2x7P	18.00	24.70
2x8P	21.00	27.70
2x9P	24.00	30.70
2x10P	27.00	33.70
2x11P	30.00	36.70
2x12P	33.00	39.70

Unit: mm

C3030WRA-S-F-2xXP

3.00mm pitch 90° Dual Row Wafer - SMT TYPE

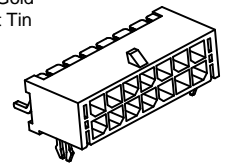
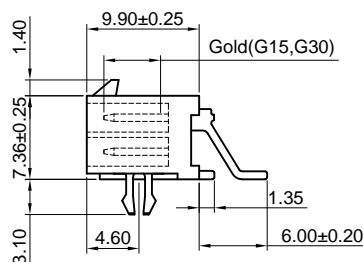
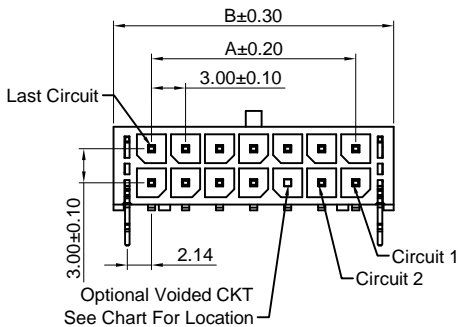
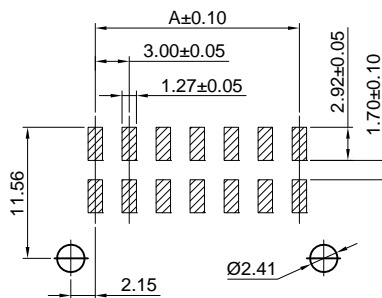
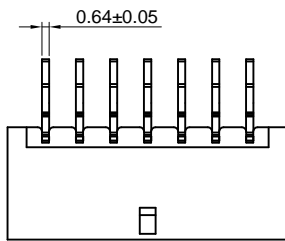
Reference Informations:

- *Material: Pin: Brass/Tin over Nickel
Insulator: LCP, UL94V-0
- *Mates with CJT C3030HF-2xXP, C3030HF-2xXP-A series Housing
- *Color: Black

Ordering Information:

C3030WRA-S-F-2xXP - *** - ***
1 2 3

- Part No.
- Material:
(blank): LCP, UL94V-0
GWT: LCP, UL94V-0, GWT 750°C
- Finish
(blank): Tin over Nickel
G: Gold-flash
G15: 15µin (0.38µm) MIN. Select Gold
100µin (2.54µm) MIN. Select Tin
G30: 30µin (0.76µm) MIN. Select Gold
100µin (2.54µm) MIN. Select Tin



Ordering Information & Dimensions:

PART NO.	Dimensions	
	A	B
2x1P	----	6.70
2x2P	3.00	9.70
2x3P	6.00	12.70
2x4P	9.00	15.70
2x5P	12.00	18.70
2x6P	15.00	21.70
2x7P	18.00	24.70
2x8P	21.00	27.70
2x9P	24.00	30.70
2x10P	27.00	33.70
2x11P	30.00	36.70
2x12P	33.00	39.70

Unit: mm

C3030WRA-S-F1-2xXP

3.00mm pitch 90° Dual Row Wafer - SMT TYPE

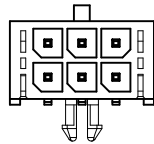
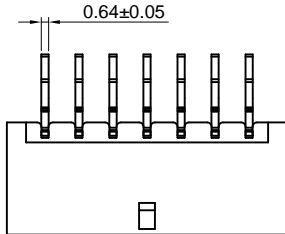
Reference Informations:

- *Material: Pin: Brass/Tin over Nickel
Insulator: LCP, UL94V-0
- *Mates with CJT C3030HF-2xXP, C3030HF-2xXP-A series Housing
- *Color: Black

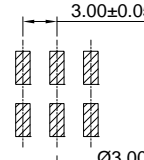
Ordering Information:

C3030WRA-S-F1-2xXP - *** - ***
1 2 3

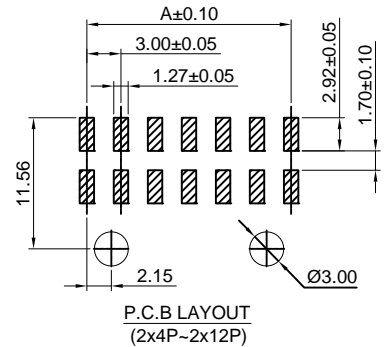
1. Part No.
2. Material:
(blank): LCP, UL94V-0
GWT: LCP, UL94V-0, GWT 750°C
3. Finish
(blank): Tin over Nickel
G: Gold-flash
G15: 15µm (0.38µm) MIN. Select Gold
100µm (2.54µm) MIN. Select Tin
G30: 30µm (0.76µm) MIN. Select Gold
100µm (2.54µm) MIN. Select Tin



2x1P~2x3P



P.C.B LAYOUT
(2x1P~2x3P)

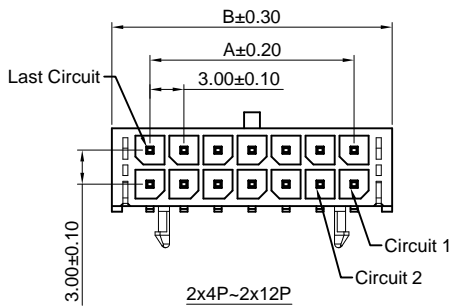


P.C.B LAYOUT
(2x4P~2x12P)

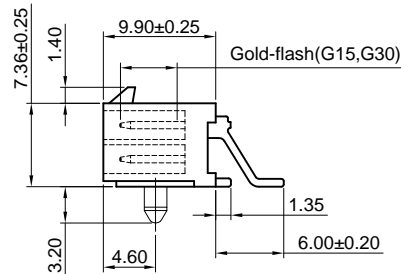
Ordering Information & Dimensions:

PART NO.	Dimensions	
	A	B
2x1P	----	6.70
2x2P	3.00	9.70
2x3P	6.00	12.70
2x4P	9.00	15.70
2x5P	12.00	18.70
2x6P	15.00	21.70
2x7P	18.00	24.70
2x8P	21.00	27.70
2x9P	24.00	30.70
2x10P	27.00	33.70
2x11P	30.00	36.70
2x12P	33.00	39.70

Unit: mm



2x4P~2x12P



C3030HFWV-2xXP

3.00mm pitch Dual Row Receptacle Header

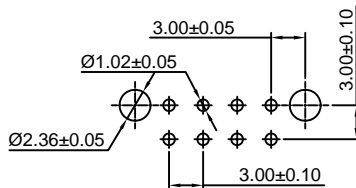
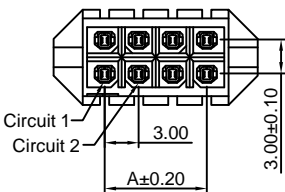
Reference Informations:

- *Material: LCP, UL94V-0
- *Mates with CJT C3030HMB-2xXP series Housing or C3030WVB, WRB-2xXP Series Wafer
- *Color: Black

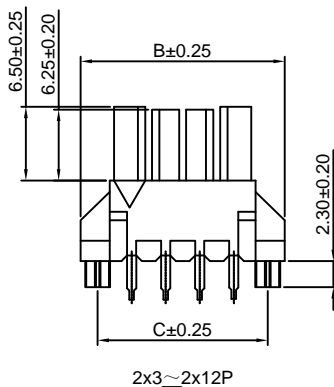
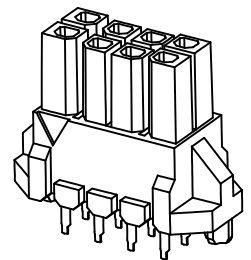
Ordering Information:

C3030HFWV-2xXP - *** - ***
1 2 3

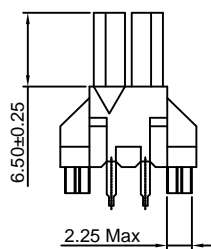
1. Part No.
2. Material:
(blank): LCP, UL94V-0
GWT: LCP, UL94V-0, GWT 750°C
3. Finish:
(blank): Tin over Nickel
G: Gold-flash
G15: 15µm (0.38µm) MIN. Select Gold
100µm (2.54µm) MIN. Select Tin
G30: 30µm (0.76µm) MIN. Select Gold
100µm (2.54µm) MIN. Select Tin



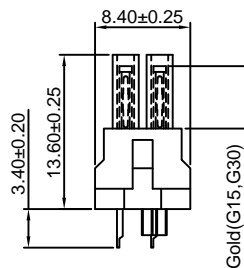
P.C.B LAYOUT



2x3~2x12P



2x2P



Ordering Information & Dimensions:

PART NO.	Dimensions		
	A	B	C
2x2P	3.00	12.00	9.00
2x3P	6.00	15.00	12.00
2x4P	9.00	18.00	15.00
2x5P	12.00	21.00	18.00
2x6P	15.00	24.00	21.00
2x7P	18.00	27.00	24.00
2x8P	21.00	30.00	27.00
2x9P	24.00	33.00	30.00
2x10P	27.00	36.00	33.00
2x11P	30.00	39.00	36.00
2x12P	33.00	42.00	39.00

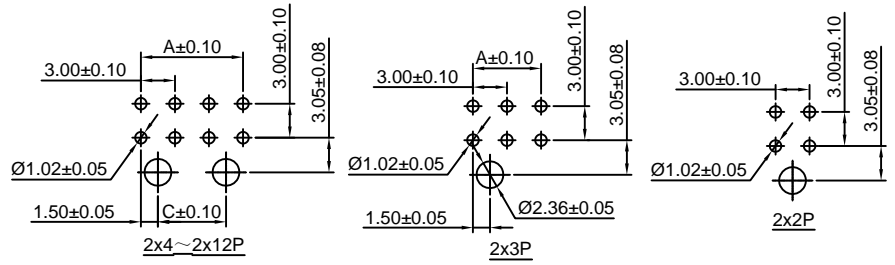
Unit: mm

C3030HFWR-2xXP

3.00mm pitch Dual Row Receptacle Header

Reference Informations:

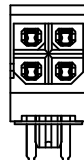
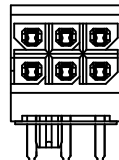
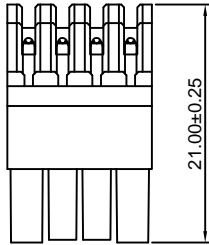
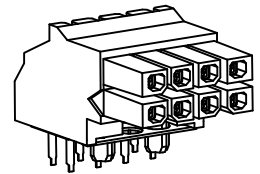
- *Material:LCP,UL94V-0
- *Mates with CJT C3030HMB-2xXP series Housing or C3030WVB,WRB-2xXP Series Wafer
- *Color:Black



Ordering Information:
C3030HFWR-2xXP - *** - ***
1 2 3

P.C.B LAYOUT

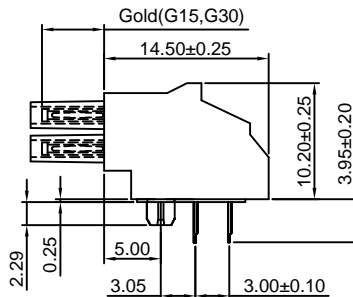
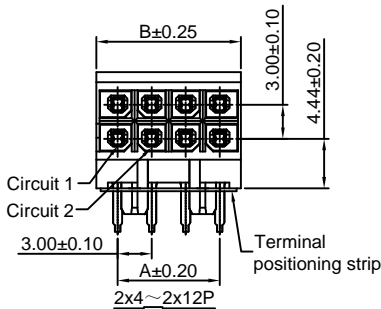
- Part No.
- Material:
(blank):LCP,UL94V-0
GWT:LCP,UL94V-0,GWT 750°C
- Finish:
(blank):Tin over Nickel
G:Gold-flash
G15:15µin (0.38µm) MIN.Select Gold
100µin (2.54µm) MIN.Select Tin
G30:30µin (0.76µm) MIN.Select Gold
100µin (2.54µm) MIN.Select Tin



Ordering Information & Dimensions:

PART NO.	Dimensions		
	A	B	C
2x2P	3.00	6.70	----
2x3P	6.00	9.70	----
2x4P	9.00	12.70	6.00
2x5P	12.00	15.70	9.00
2x6P	15.00	18.70	12.00
2x7P	18.00	21.70	15.00
2x8P	21.00	24.70	18.00
2x9P	24.00	27.70	21.00
2x10P	27.00	30.70	24.00
2x11P	30.00	33.70	27.00
2x12P	33.00	36.70	30.00

Unit: mm

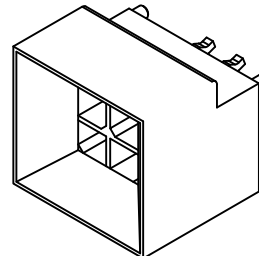


C3030WVB-2xXP

3.00mm pitch Dual Row 180° Wafer

Reference Informations:

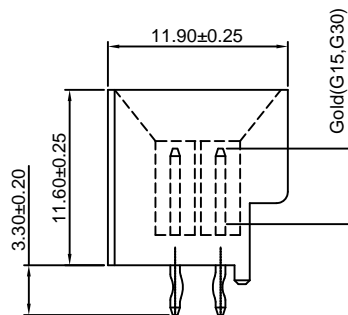
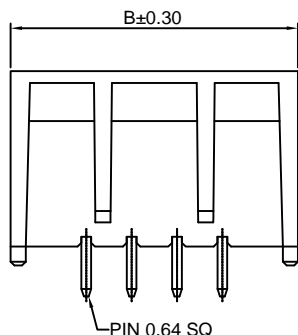
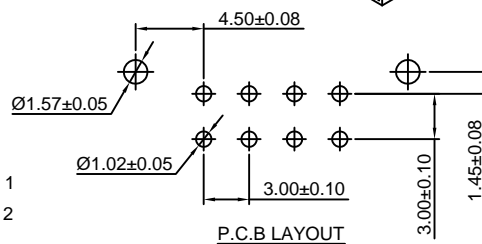
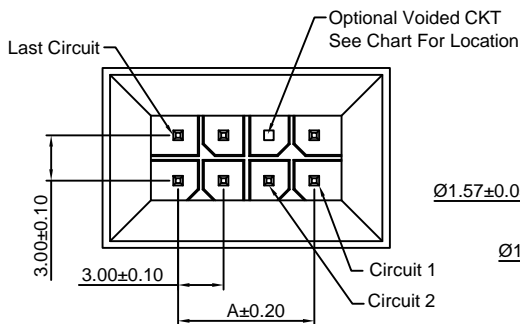
- *Material:Pin:Brass/Tin over Nickel
Insulator:LCP,UL94-V0
- *Mates with CJT C3030HFB-2xXP Series Housing or C3030HFVW,HFWR-2xXP Receptacle Header
- *Color:Black



Ordering Information:

C3030WVB-2xXP - *** - ***
1 2 3

- Part No.
- Material:
(blank):LCP,UL94V-0
GWT:LCP,UL94V-0,GWT 750°C
- Finish:
(blank):Tin over Nickel
G:Gold-flash
G15:15µin (0.38µm) MIN.Select Gold
100µin (2.54µm) MIN.Select Tin
G30:30µin (0.76µm) MIN.Select Gold
100µin (2.54µm) MIN.Select Tin



Ordering Information & Dimensions:

PART NO.	Dimensions	
	A	B
2x2P	3.00	13.00
2x3P	6.00	16.00
2x4P	9.00	19.00
2x5P	12.00	22.00
2x6P	15.00	25.00
2x7P	18.00	28.00
2x8P	21.00	31.00
2x9P	24.00	34.00
2x10P	27.00	37.00
2x11P	30.00	40.00
2x12P	33.00	43.00

Unit: mm

C3030WRB-2xXP

3.00mm pitch Dual Row 90° Wafer

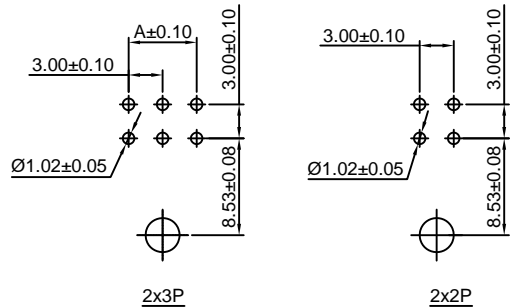
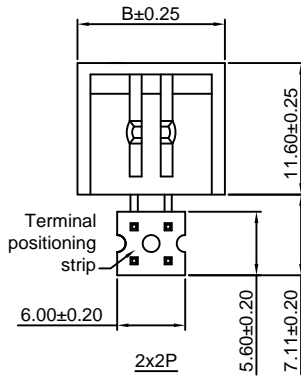
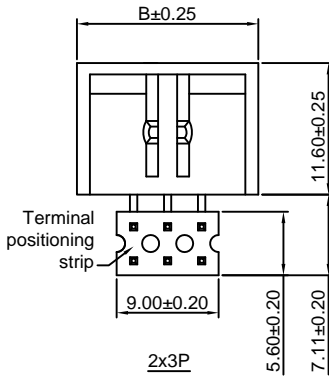
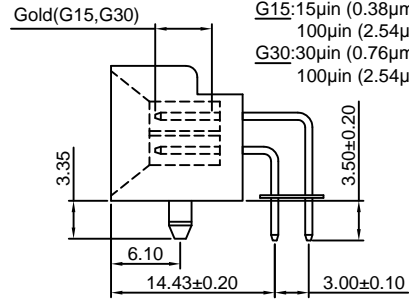
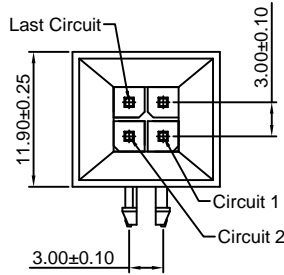
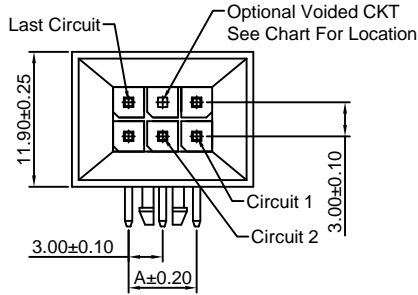
Reference Informations:

- *Material: Pin: Brass/Tin over Nickel
Terminal positioning strip: Mylar (Natural)
Insulator: LCP, UL94V-0
- *Mates with CJT C3030HFB-2xXP Series Housing or C3030HFVW, HFWR-2xXP Receptacle Header
- *Color: Black

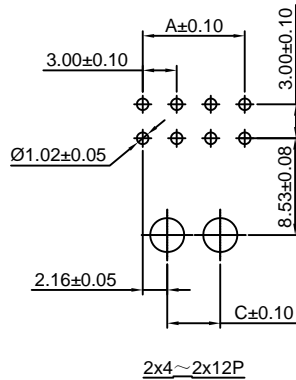
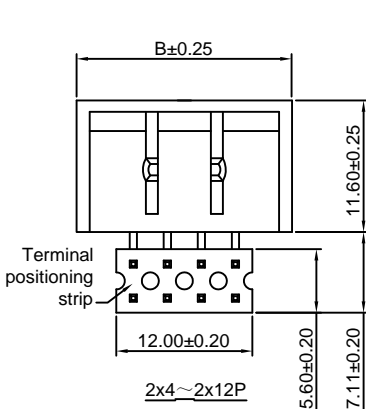
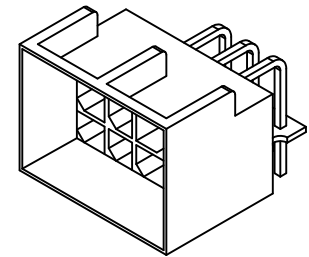
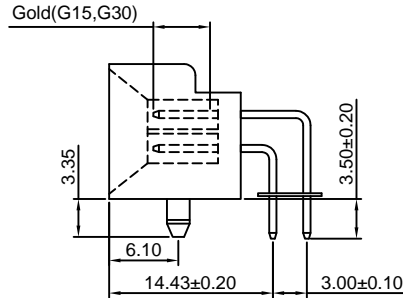
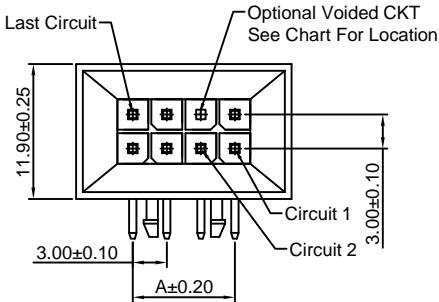
Ordering Information:

C3030WRB-2xXP - *** - ***
1 2 3

- Part No.
- Material:
(blank): LCP, UL94V-0
GWT: LCP, UL94V-0, GWT 750 °C
- Finish
(blank): Tin over Nickel
G: Gold-flash
G15: 15µm (0.38µm) MIN. Select Gold
100µm (2.54µm) MIN. Select Tin
G30: 30µm (0.76µm) MIN. Select Gold
100µm (2.54µm) MIN. Select Tin



P.C.B LAYOUT



P.C.B LAYOUT

Ordering Information & Dimensions:

PART NO.	Dimensions		
	A	B	C
2x2P	3.00	13.00	----
2x3P	6.00	16.00	----
2x4P	9.00	19.00	4.68
2x5P	12.00	22.00	7.68
2x6P	15.00	25.00	10.68
2x7P	18.00	28.00	13.68
2x8P	21.00	31.00	16.68
2x9P	24.00	34.00	19.68
2x10P	27.00	37.00	22.68
2x11P	30.00	40.00	25.68
2x12P	33.00	43.00	28.68

Unit: mm

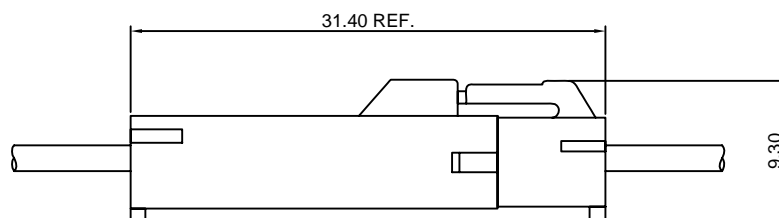
Specifications

- Current rating:7A AC,DC
Voltage rating:300V AC,DC
Temperature range:-40°C~+105°C
Contact resistance:7mΩ Max.
Insulation resistance:1000MΩ Min.
Withstanding voltage:1500V AC/minute
Compliant with RoHS and REACH
Meet the HF/Halogen Free,GWT/Glow wire Test (IEC60335-1) request,need to customize
Contact CJT for details

Standards



Assembly layout

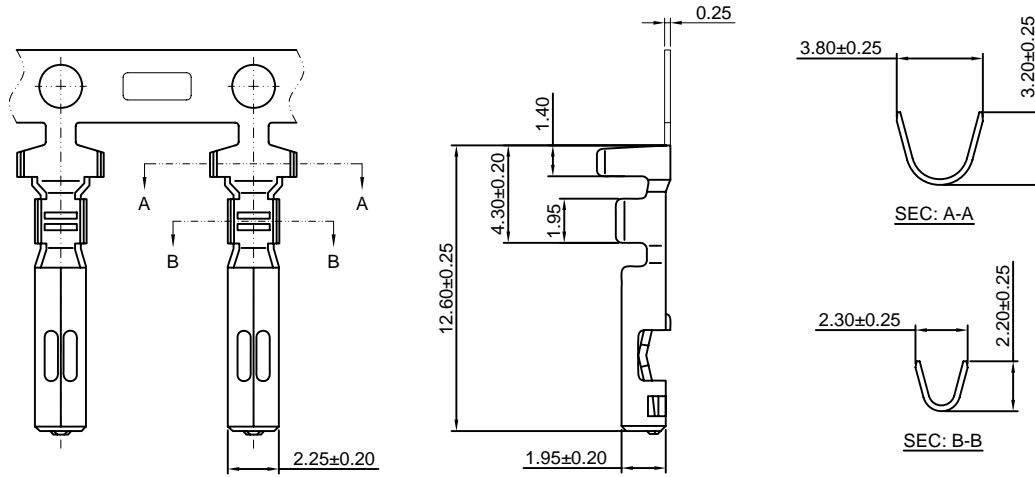


C3961F-T

3.96mm pitch Crimp Terminal

Reference Informations:

*Used in CJT C3961HF-XP,C3961HF-2x3P series Housing



Ordering information & Specifications:

Unit:mm

Part NO.	Wire Range	Insulation O.D.	Material	Finish	Qty/reel
C3961F-TP	AWG#20-#26	2.50mm(max)	Phosphor Bronze	Tin over Nickel	15,000 PCS
C3961F-GP	AWG#20-#26	2.50mm(max)	Phosphor Bronze	Gold over Nickel	15,000 PCS

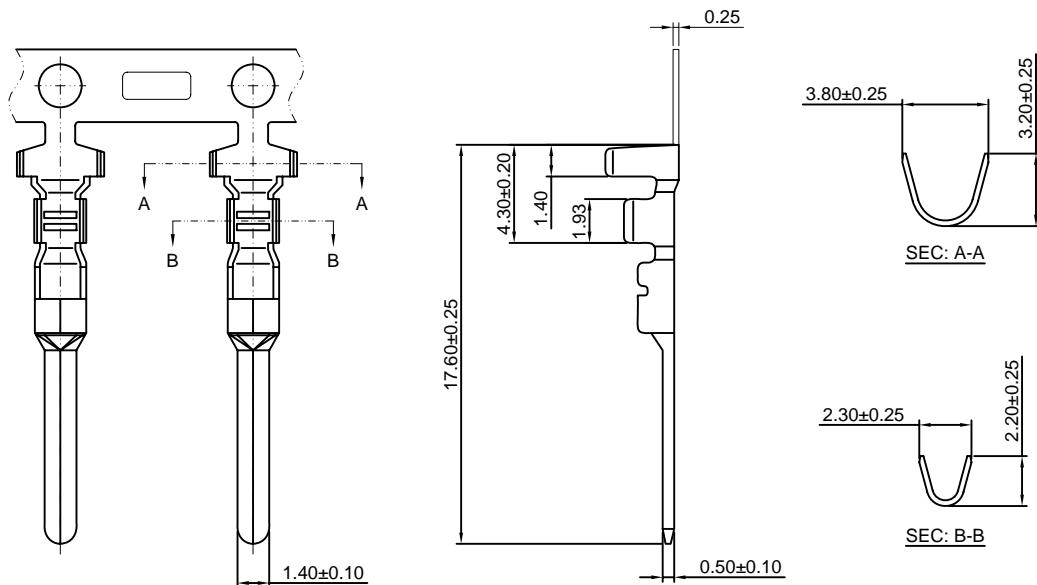
Optional Gold plating available but MOQ requested

C3961M-T

3.96mm pitch Crimp Terminal

Reference Informations:

*Used in CJT C3961HM-XP,C3961HM-2x3P series Housing



Ordering information & Specifications:

Unit:mm

Part NO.	Wire Range	Insulation O.D.	Material	Finish	Qty/reel
C3961M-TP	AWG#20-#26	2.50mm(max)	Phosphor Bronze	Tin over Nickel	15,000 PCS
C3961M-GP	AWG#20-#26	2.50mm(max)	Phosphor Bronze	Gold over Nickel	15,000 PCS

Optional Gold plating available but MOQ requested

C3961HF-XP

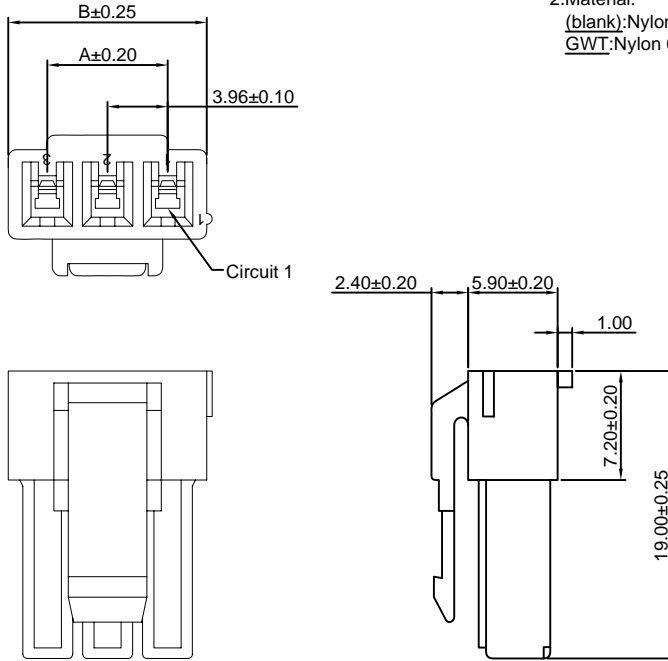
3.96mm Pitch Housing

Reference Informations:

- *Material:Nylon 66,UL94V-0
- *Suitable CJT C3961F-T series Terminal
- *Mates with CJT C3961HM-XP series Housing
- *Color:White

Ordering Information:

- C3961HF-XP - ***
 $\frac{1}{2}$
- 1.Part No.
 - 2.Material:
 (blank):Nylon 66,UL94V-0
 GWT:Nylon 66,UL94V-0,GWT 750°C



Ordering Information & Dimensions:

PART NO.	Dimensions	
	A	B
1P	----	5.20
2P	3.96	9.16
3P	7.92	13.12
4P	11.88	17.08
5P	15.84	21.04

Unit: mm

C3961HM-XP

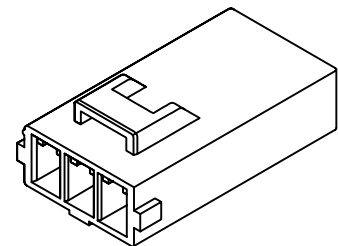
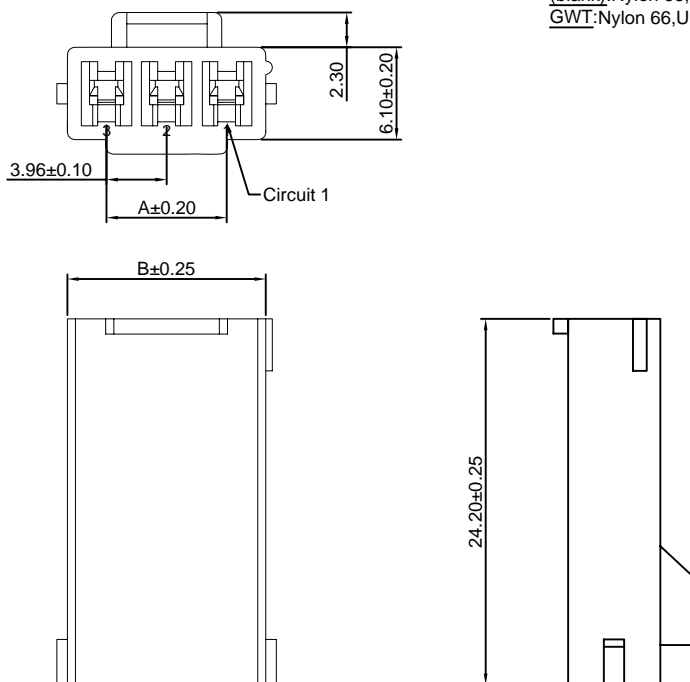
3.96mm Pitch Housing

Reference Informations:

- *Material:Nylon 66,UL94V-0
- *Suitable CJT C3961M-T series Terminal
- *Mates with CJT C3961HF-XP series Housing
- *Color: White

Ordering Information:

- C3961HM-XP - ***
 $\frac{1}{2}$
- 1.Part No.
 - 2.Material:
 (blank):Nylon 66,UL94V-0
 GWT:Nylon 66,UL94V-0,GWT 750°C



Ordering Information & Dimensions:

PART NO.	Dimensions	
	A	B
1P	----	5.20
2P	3.96	9.16
3P	7.92	13.12
4P	11.88	17.08
5P	15.84	21.04

Unit: mm

C3961HF-2x3P

3.96mm Pitch Dual Row Housing

Reference Informations:

- *Material:Nylon 66,UL94V-0
- *Suitable CJT C3961F-T series Terminal
- *Mates with CJT C3961HM-2x3P series Housing
- *Color:White

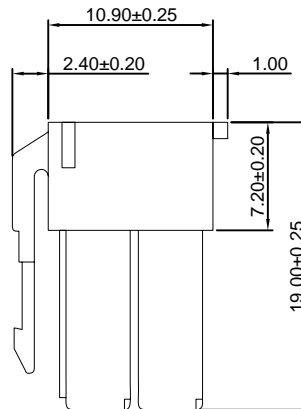
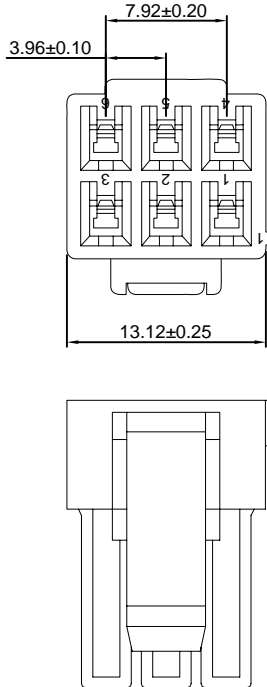
Ordering Information:

C3961HF-2x3P - ***
1 / 2

- 1.Part No.
- 2.Material:

(blank):Nylon 66,UL94V-0

GWT:Nylon 66,UL94V-0,GWT 750°C



Unit: mm

C3961HM-2x3P

3.96mm Pitch Dual Row Housing

Reference Informations:

- *Material:Nylon 66,UL94V-0
- *Suitable CJT C3961M-T series Terminal
- *Mates with CJT C3961HF-2x3P series Housing
- *Color:White

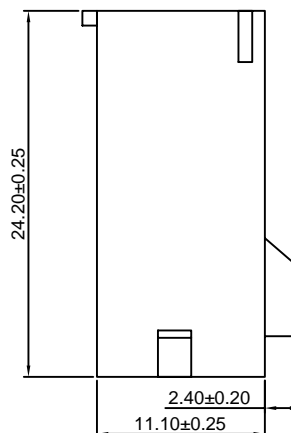
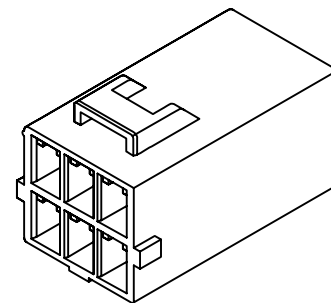
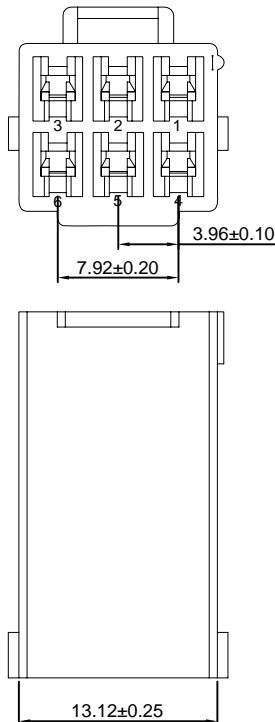
Ordering Information:

C3961HM-2x3P - ***
1 / 2

- 1.Part No.
- 2.Material:

(blank):Nylon 66,UL94V-0

GWT:Nylon 66,UL94V-0,GWT 750°C



Unit: mm

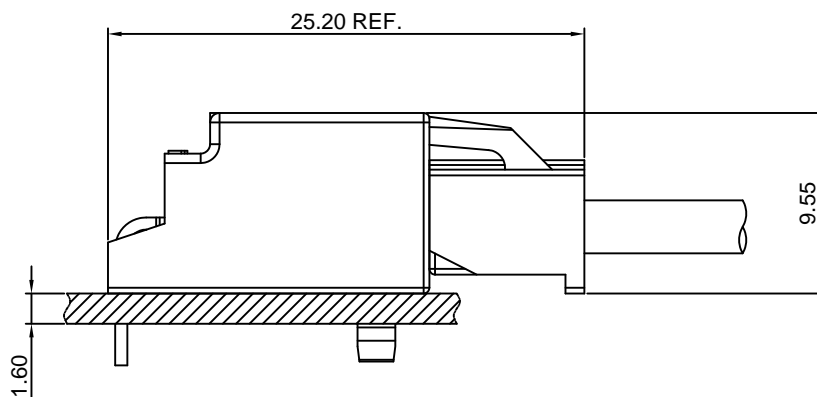
Specifications

- Current rating:6A AC,DC
Voltage rating:300V AC,DC
Temperature range:-40°C~+105°C
Contact resistance:10mΩ Max.
Insulation resistance:1000MΩ Min.
Withstanding voltage:1500V AC/minute
Compliant with RoHS and REACH
Meet the HF/Halogen Free,GWT/Glow wire Test (IEC60335-1) request,need to customize
Contact CJT for details

Standards



Assembly layout

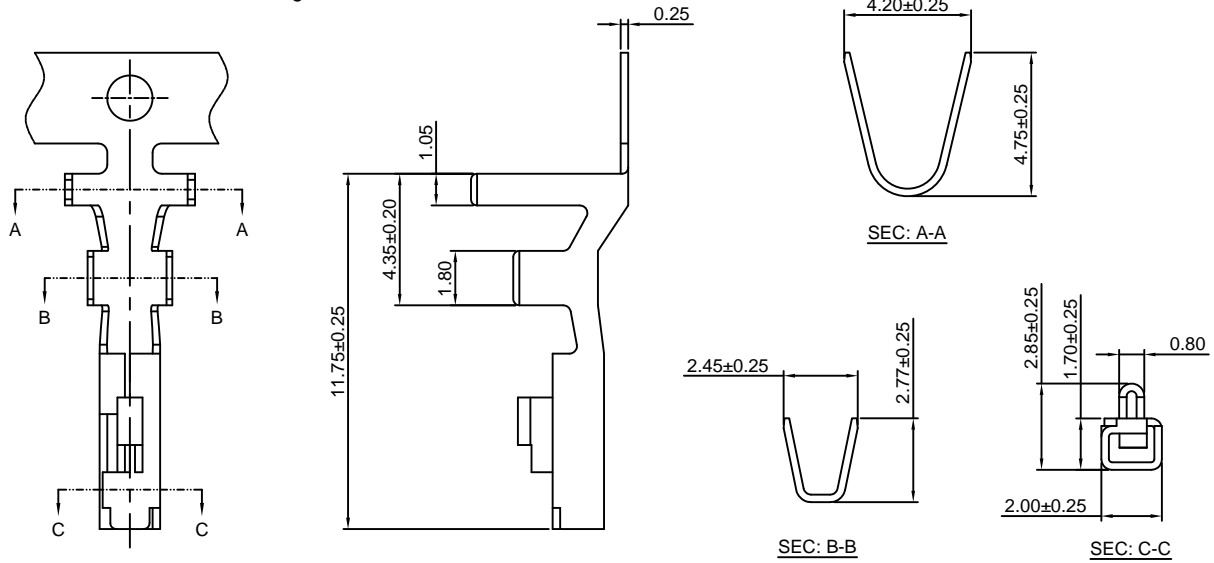


C3962-T

3.96mm pitch Crimp Terminal

Reference Informations:

*Used in CJT C3962H-XP series Housing



Ordering information & Specifications:

Unit:mm

Part NO.	Wire Range	Insulation O.D.	Material	Finish	Qty/reel
C3962-TB	AWG#18-#22	2.80mm(max)	Brass	Tin over Nickel	3,000 PCS
C3962-TP	AWG#18-#22	2.80mm(max)	Phosphor Bronze	Tin over Nickel	3,000 PCS
C3962-GB	AWG#18-#22	2.80mm(max)	Brass	Gold over Nickel	3,000 PCS
C3962-GP	AWG#18-#22	2.80mm(max)	Phosphor Bronze	Gold over Nickel	3,000 PCS

Optional Gold plating available but MOQ requested

C3962H-XP

3.96mm Pitch Housing

Reference Informations:

*Material:Nylon 66,UL94V-0

*Suitable CJT C3962-T series Terminal

*Mates with CJT C3962WR-F-XP series Wafer

*Color:White

Ordering Information:

C3962H-XP - *** - **
1 2 3

1.Part No.

2.Material:

(blank):Nylon 66,UL94V-0

GWT:Nylon 66,UL94V-0,GWT 750°C

3.Color:

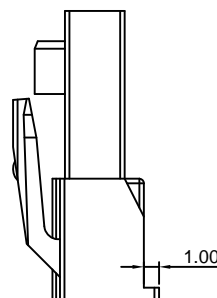
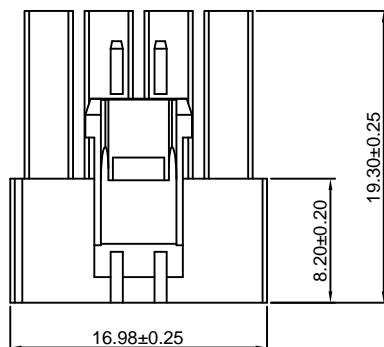
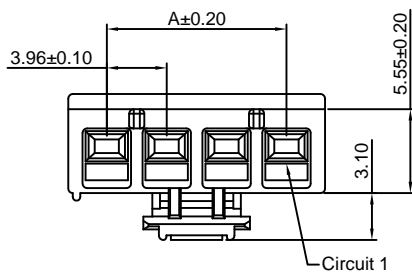
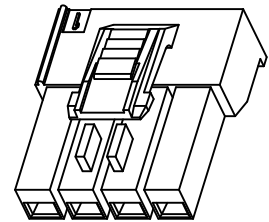
(blank):White

BK:Black

RD:Red

BL:Blue

YL:Yellow



Ordering Information & Dimensions:

PART NO.	Dimensions	
	A	B
2P	3.96	9.06
3P	7.92	13.02
4P	11.88	16.98
5P	15.84	20.94
6P	19.80	24.90

Unit: mm

C3962WV-XP

3.96mm Pitch 180° Wafer

Reference Informations:

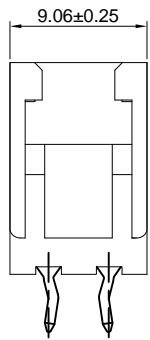
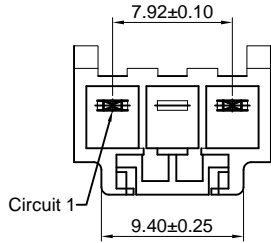
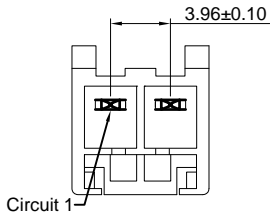
- *Material: Pin: Brass/Tin over Nickel
Insulator: Nylon 66, UL94V-0
- *Mates with CJT C3962H-XP series Housing
- *Color: white

Ordering Information:

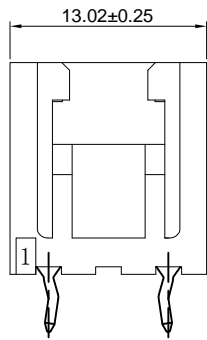
- C3962WV-2P - *** - **
1 2 3
- Part No.
 - Material:
(blank): Nylon 66, UL94V-0
GWT: Nylon 66, UL94V-0, GWT 750°C
 - Color:
(blank): White
BK: Black
RD: Red
BL: Blue
YL: Yellow

Ordering Information:

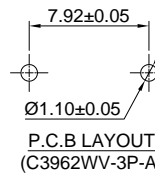
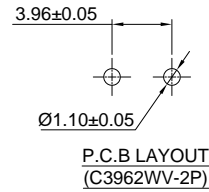
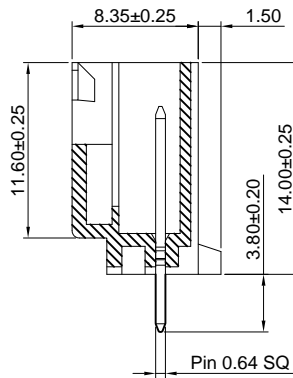
- C3962WV-3P-A - *** - **
1 2 3
- Part No.
 - Material:
(blank): Nylon 66, UL94V-0
GWT: Nylon 66, UL94V-0, GWT 750°C
 - Color:
(blank): White
BK: Black
RD: Red
BL: Blue
YL: Yellow



C3962WV-2P



C3962WV-3P-A



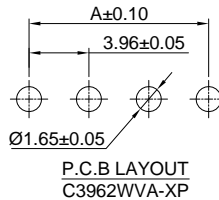
Unit: mm

C3962WVA-XP

3.96mm Pitch 180° Wafer

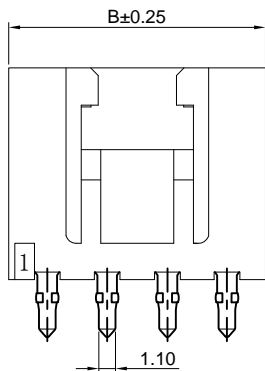
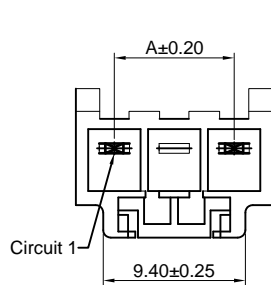
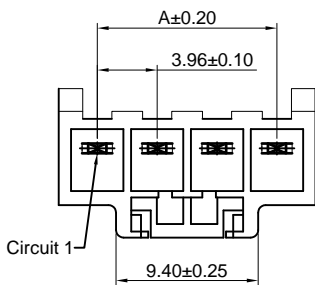
Reference Informations:

- *Material: Pin: Brass/Tin over Nickel
Insulator: Nylon 66, UL94V-0
- *Mates with CJT C3962H-XP series Housing
- *Color: white

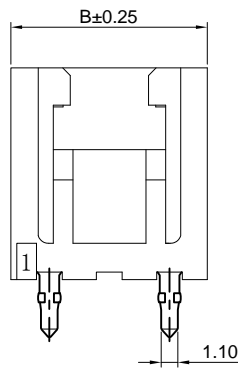


Ordering Information:

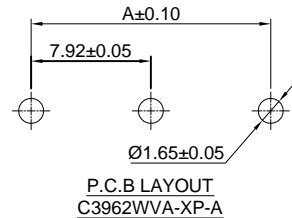
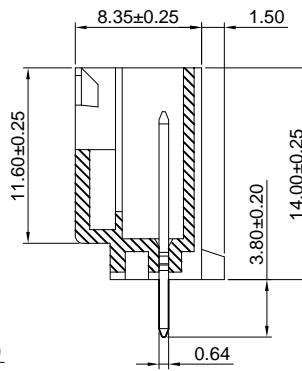
- C3962WVA-XP - *** - **
1 2 3
- Part No.
 - Material:
(blank): Nylon 66, UL94V-0
GWT: Nylon 66, UL94V-0, GWT 750°C
 - Color:
(blank): White
BK: Black
RD: Red
BL: Blue
YL: Yellow



C3962WVA-XP



C3962WVA-3P(5P)-A



Ordering Information & Dimensions:

PART NO.	Dimensions	
	A	B
2P	3.96	9.06
3P	7.92	13.02
4P	11.88	16.98
5P	15.84	20.94
6P	19.80	24.90

Unit: mm

C3962WV-XP-2

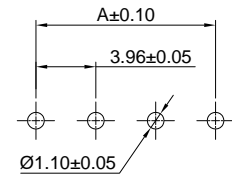
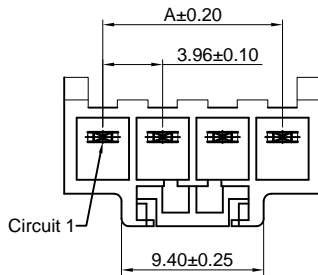
3.96mm Pitch 180° Wafer

Reference Informations:

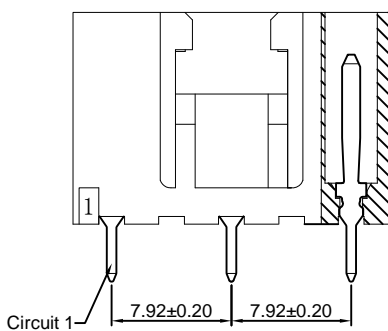
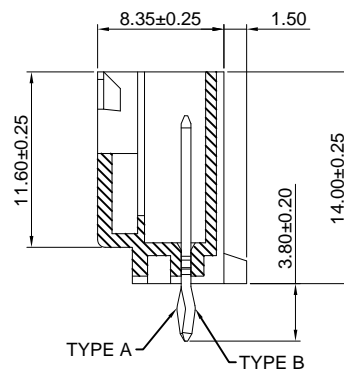
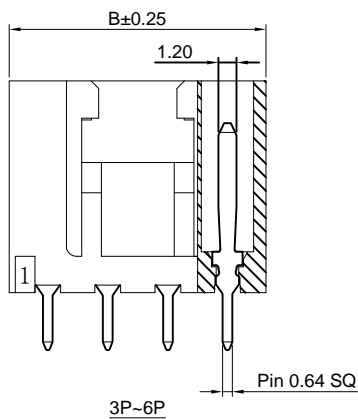
- *Material: Pin: Brass/Tin over Nickel
Insulator: Nylon 66, UL94V-0
- *Mates with CJT C3962H-XP series Housing
- *Color: white

Ordering Information:

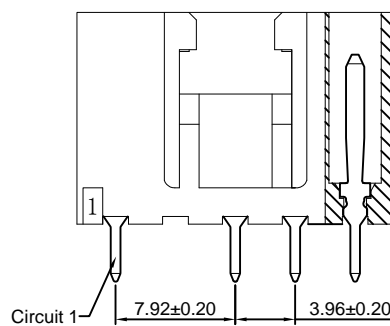
- C3962WV-XP-2 - *** - **
 $\frac{1}{2} \frac{3}{3}$
- Part No.
 - Material:
(blank): Nylon 66, UL94V-0
GWT: Nylon 66, UL94V-0, GWT 750°C
 - Color:
(blank): White
BK: Black
RD: Red
BL: Blue
YL: Yellow



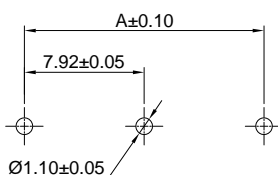
P.C.B LAYOUT
(2P-6P)



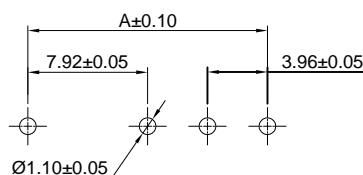
A3962WV-5P-2-A



A3962WV-5P-2-N2



P.C.B LAYOUT
(A3962WV-5P-2-A)



P.C.B LAYOUT
(A3962WV-5P-2-N2)

King To Be Applied As Follows

Circuits	Circuits NO.					
	1	2	3	4	5	6
A3962WV-3P-2	A	B	A			
A3962WV-4P-2	A	B	A	B		
A3962WV-5P-2	A	B	A	B	A	
A3962WV-5P-2-A	A	⊗	B	⊗	A	
A3962WV-5P-2-N2	A	⊗	B	B	A	
A3962WV-6P-2	A	B	A	B	A	B

Ordering Information & Dimensions:

PART NO.	Dimensions	
	A	B
3P	7.92	13.02
4P	11.88	16.98
5P	15.84	20.94
6P	19.80	24.90

Unit: mm

C3962WR-F-XP

3.96mm Pitch 90° Wafer

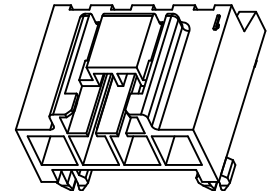
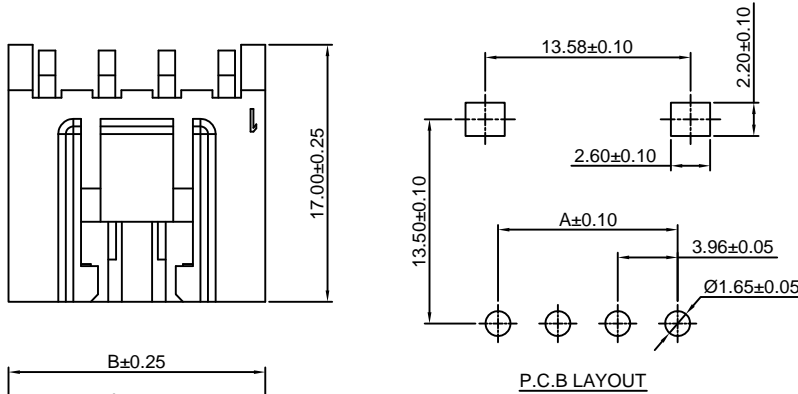
Reference Informations:

- *Material: Pin: Brass/Tin over Nickel
Insulator: Nylon 66, UL94V-0
- *Mates with CJT C3962H-XP series Housing
- *Color: white

Ordering Information:

C3962WR-F-XP - *** - **
1 2 3

- Part No.
- Material:
(blank): Nylon 66, UL94V-0
GWT: Nylon 66, UL94V-0, GWT 750°C
- Color:
(blank): White
BK: Black
RD: Red
BL: Blue
YL: Yellow



Ordering Information & Dimensions:

PART NO.	Dimensions	
	A	B
2P	3.96	9.06
3P	7.92	13.02
4P	11.88	16.98
5P	15.84	20.94
6P	19.80	24.90

Unit: mm

C3962WR-S-F-XP-A

3.96mm Pitch 90° Wafer - SMT TYPE

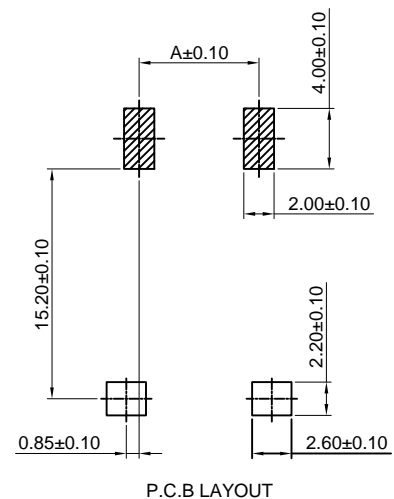
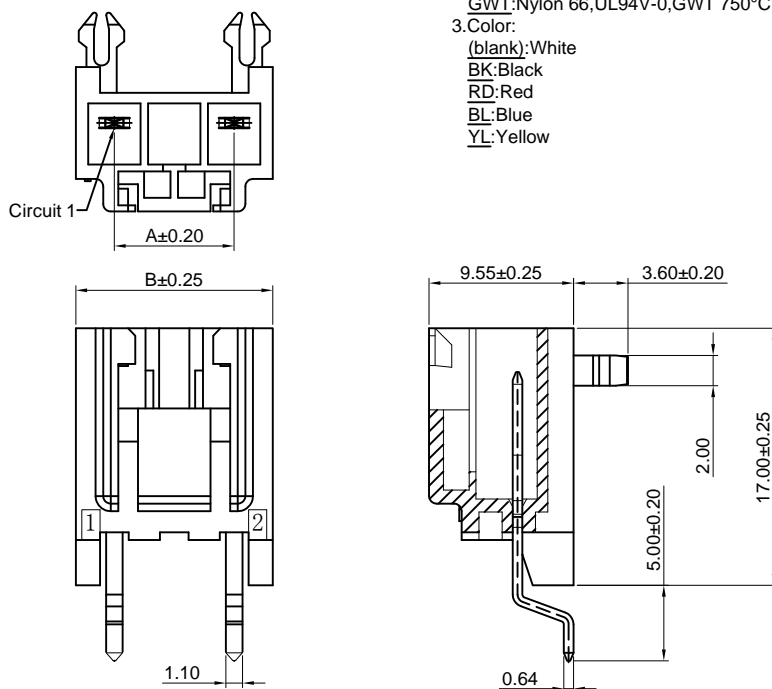
Reference Informations:

- *Material: Pin: Brass/Tin over Nickel
Insulator: Nylon 66, UL94V-0
- *Mates with CJT C3962H-XP series Housing
- *Color: white

Ordering Information:

C3962WR-S-F-XP-A - *** - **
1 2 3

- Part No.
- Material:
(blank): Nylon 66, UL94V-0
GWT: Nylon 66, UL94V-0, GWT 750°C
- Color:
(blank): White
BK: Black
RD: Red
BL: Blue
YL: Yellow



Ordering Information & Dimensions:

PART NO.	Dimensions	
	A	B
3P	7.92	13.02
5P	15.84	20.94

Unit: mm

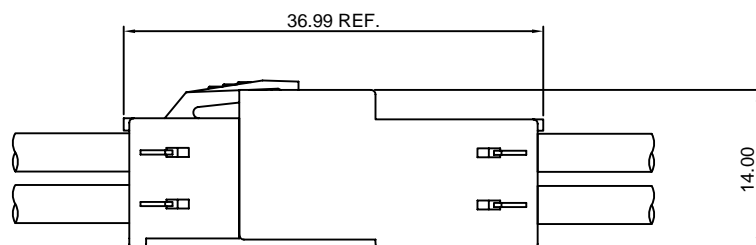
Specifications

- Current rating:15A AC,DC
Voltage rating:600V AC,DC
Temperature range:-40°C~+105°C
Contact resistance:3.5mΩ Max.
Insulation resistance:1000MΩ Min.
Withstanding voltage:5000V AC/minute
Compliant with RoHS and REACH
Meet the HF/Halogen Free,GWT/Glow wire Test (IEC60335-1) request,need to customize
Contact CJT for details

Standards



Assembly layout

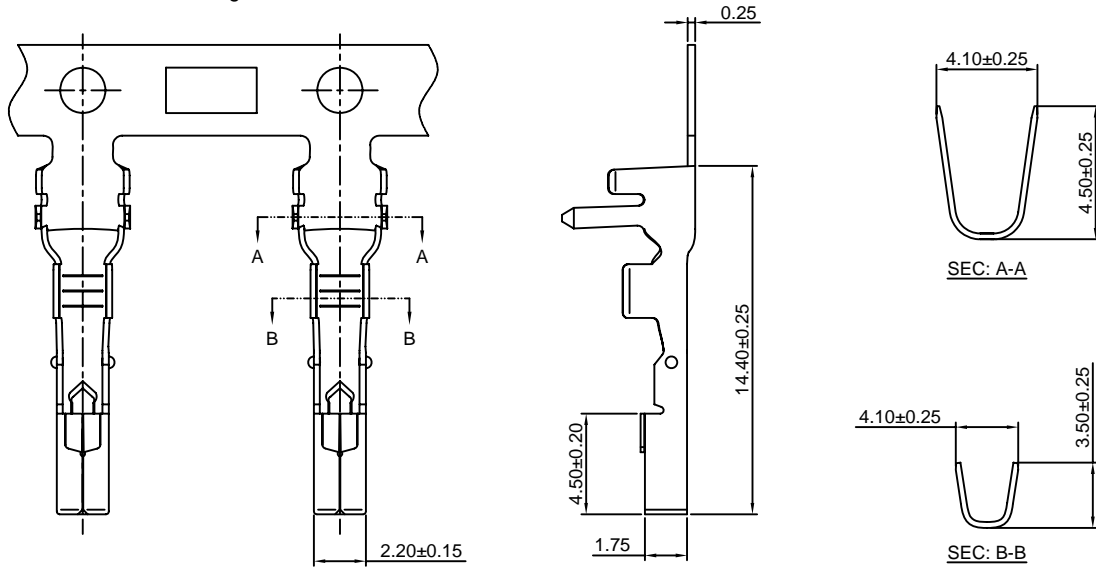


C3963F-T

3.96mm pitch Crimp Terminal

Reference Informations:

*Used in CJT C3963HF series Housing



Ordering information & Specifications:

Unit:mm

Part NO.	Wire Range	Insulation O.D.	Material	Finish	Qty/reel
C3963F-TP	AWG#16-#20	3.10mm(max)	Phosphor Bronze	Tin over Nickel	3,000 PCS
C3963F-GP	AWG#16-#20	3.10mm(max)	Phosphor Bronze	Gold over Nickel	3,000 PCS

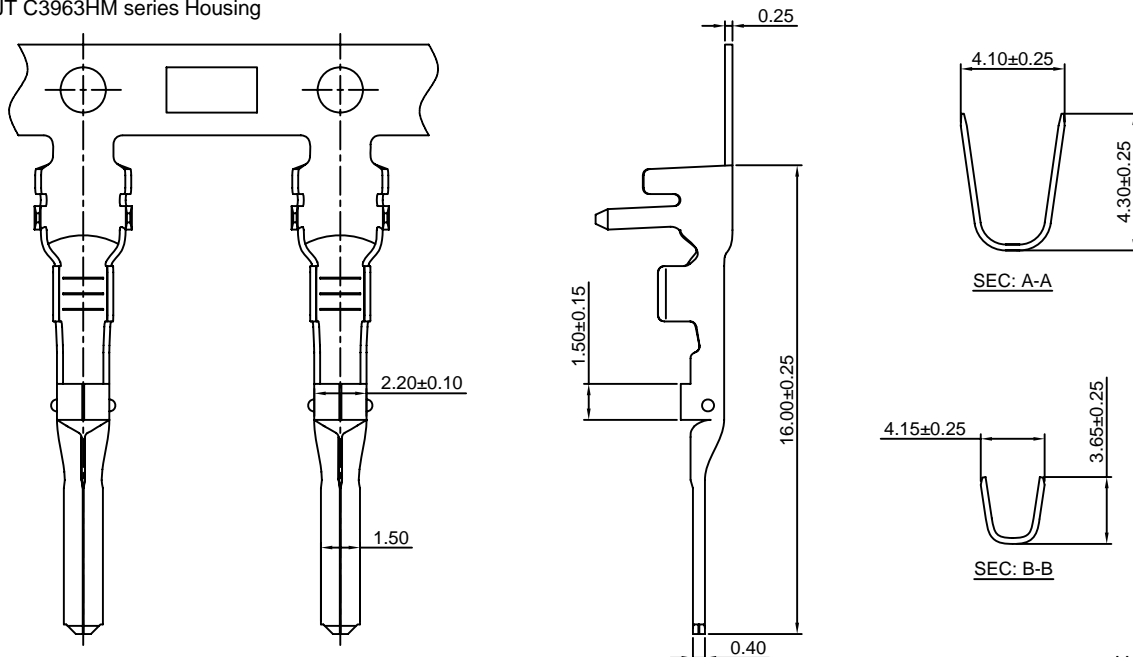
Optional Gold plating available but MOQ requested

C3963M-T

3.96mm pitch Crimp Terminal

Reference Informations:

*Used in CJT C3963HM series Housing



Ordering information & Specifications:

Unit:mm

Part NO.	Wire Range	Insulation O.D.	Material	Finish	Qty/reel
C3963M-TP	AWG#16-#20	3.10mm(max)	Phosphor Bronze	Tin over Nickel	3,000 PCS
C3963M-GP	AWG#16-#20	3.10mm(max)	Phosphor Bronze	Gold over Nickel	3,000 PCS

Optional Gold plating available but MOQ requested

C3963H

3.96mm Pitch Housing

Reference Informations:

- *Material:Housing:Nylon 66,UL94V-0
Retainer:Nylon 66,UL94V-0
- *C3963HM(Suitable Terminal: C3963M-T)
- *C3963HF(Suitable Terminal: C3963F-T)
- *Color:Natural

Ordering Information:

- C3963HF-XP - ***
1 2
- 1.Part No.
2.Material:
(blank):Nylon 66,UL94V-0
GWT:Nylon 66,UL94V-0,GWT 750°C

Ordering Information:

- C3963HM-XP - ***
1 2
- 1.Part No.
2.Material:
(blank):Nylon 66,UL94V-0
GWT:Nylon 66,UL94V-0,GWT 750°C

Unit: mm

C3963HF	C3963HM	C3963S
<p><u>C3963HF-2P</u></p>	<p><u>C3963HM-2P</u></p>	<p><u>C3963S-2P</u></p>
<p><u>C3963HF-3P</u></p>	<p><u>C3963HM-3P</u></p>	<p><u>C3963S-3P</u></p>
<p><u>C3963HF-2x2P</u></p>	<p><u>C3963HM-2x2P</u></p>	<p><u>C3963S-2P</u></p>

C3963H

3.96mm Pitch Housing

Reference Informations:

- *Material:Housing:Nylon 66,UL94V-0
Retainer:Nylon 66,UL94V-0
- *C3963HM(Suitable Terminal: C3963M-T)
- *C3963HF(Suitable Terminal: C3963F-T)
- *Color:Natural

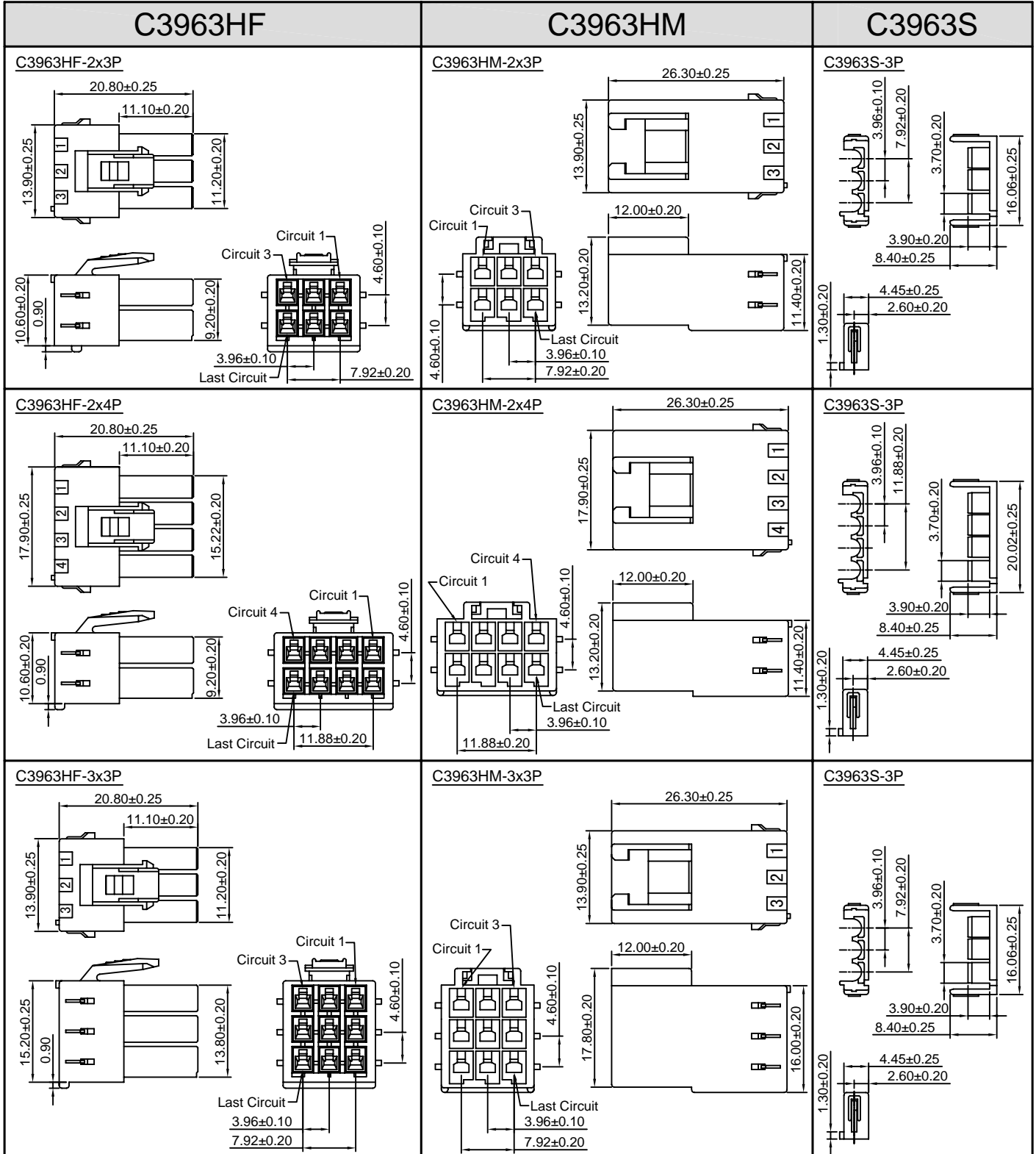
Ordering Information:

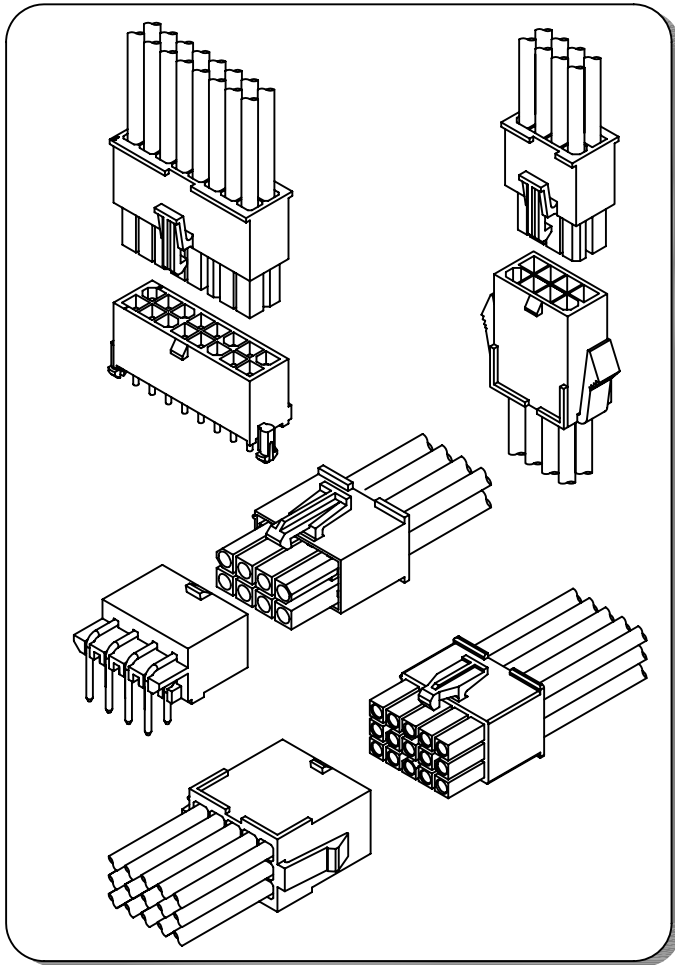
- C3963HF-2xXP - ***
1 2
- 1.Part No.
 - 2.Material:
(blank):Nylon 66,UL94V-0
GWT:Nylon 66,UL94V-0,GWT 750°C

Ordering Information:

- C3963HM-2xXP - ***
1 2
- 1.Part No.
 - 2.Material:
(blank):Nylon 66,UL94V-0
GWT:Nylon 66,UL94V-0,GWT 750°C

Unit: mm





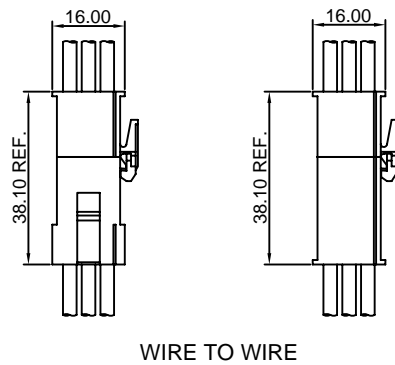
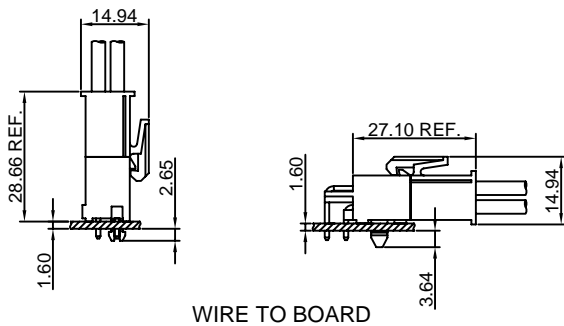
Specifications

- Current rating: 9A AC, DC max
- Voltage rating: 600V AC, DC
- Temperature range: -40°C ~ +105°C
- Contact resistance: 20mΩ Max.
- Insulation resistance: 1000MΩ Min.
- Withstanding voltage: 1500V AC/minute
- *Compliant with RoHS and REACH*
- *Meet the HF/Halogen Free, GWT/Glow wire Test (IEC60335-1) request, need to customize*
- *Contact CJT for details*

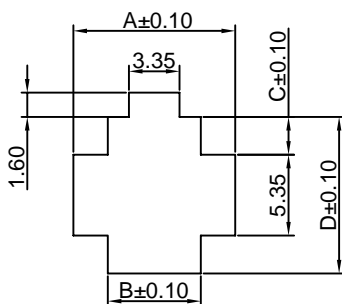
Standards



Assembly layout



Panel hole layout



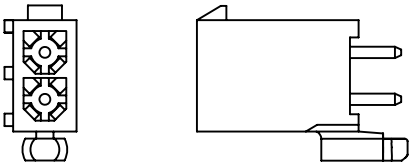
PART NO.	Dimensions			
	A	B	C	D
C4140HM-2P	10.70	6.15	2.50	10.35
C4140HM-3P	10.70	6.15	4.60	14.55
C4140HM-2x2P	14.90	10.35	2.50	10.35
C4140HM-2x3P	19.10	14.55	2.50	10.35
C4140HM-2x4P	23.30	18.75	2.50	10.35
C4140HM-2x5P	27.50	22.95	2.50	10.35
C4140HM-2x6P	31.70	27.15	2.50	10.35
C4140HM-2x7P	35.90	31.35	2.50	10.35

PART NO.	Dimensions			
	A	B	C	D
C4140HM-2x8P	40.10	35.55	2.50	10.35
C4140HM-2x9P	44.30	39.75	2.50	10.35
C4140HM-2x10P	48.50	43.95	2.50	10.35
C4140HM-2x11P	52.70	48.15	2.50	10.35
C4140HM-2x12P	56.90	52.35	2.50	10.35
C4140HM-3x3P	19.10	14.55	4.60	14.55
C4140HM-3x4P	23.30	18.75	4.60	14.55
C4140HM-3x5P	27.50	22.95	4.60	14.55

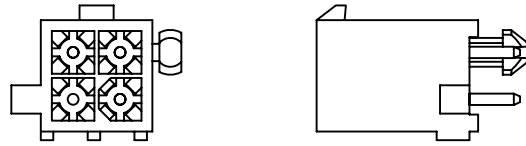
Unit:mm

180° Wafer

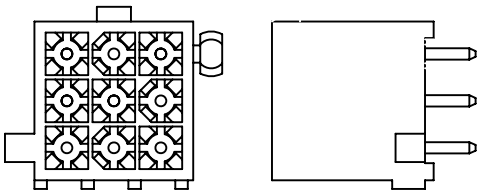
2P and 3P Circuit , Single Row



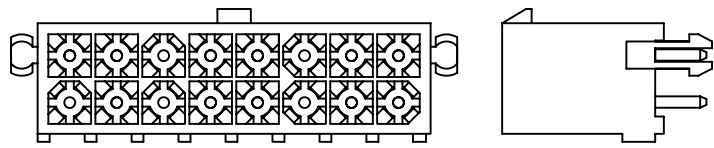
2x2P,2x3P,2x4P,2x5P and 2x6P Circuit , Dual Row



3x3P,3x4P and 3x5P Circuit , Triple Row

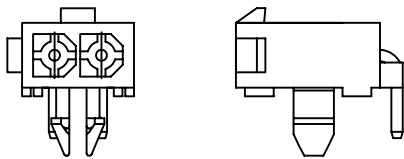


2x7P,2x8P,2x9P,2x10P,2x11P and 2x12P Circuit , Dual Row

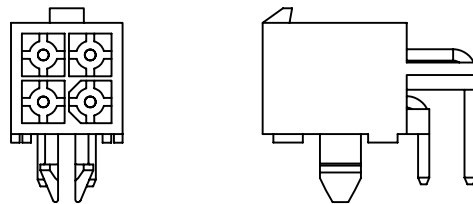


90° Wafer


2P and 3P Circuit , Single Row



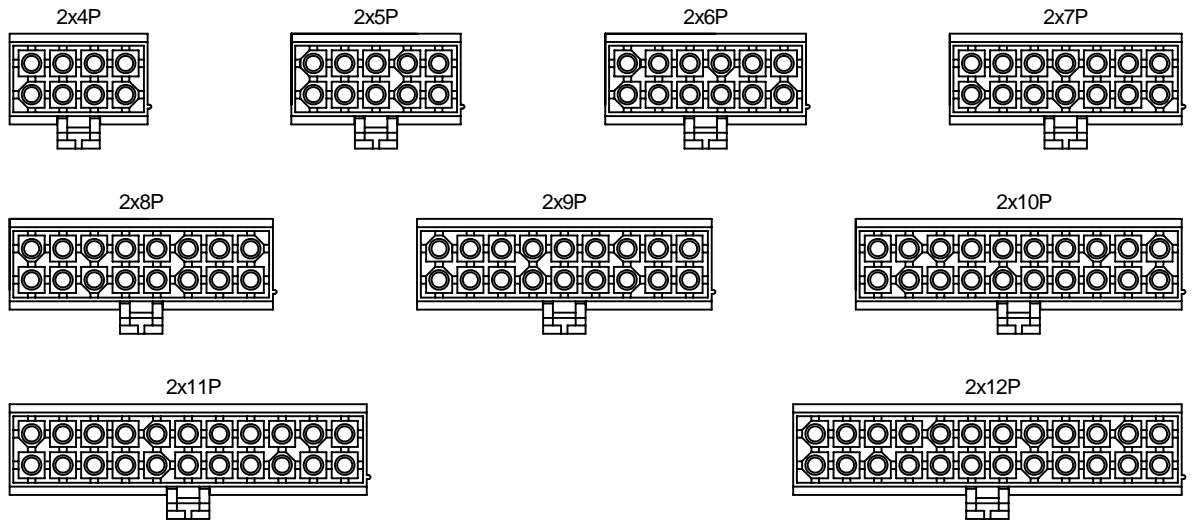
2x2P,2x3P,2x4P,2x5P and 2x6P Circuit , Dual Row



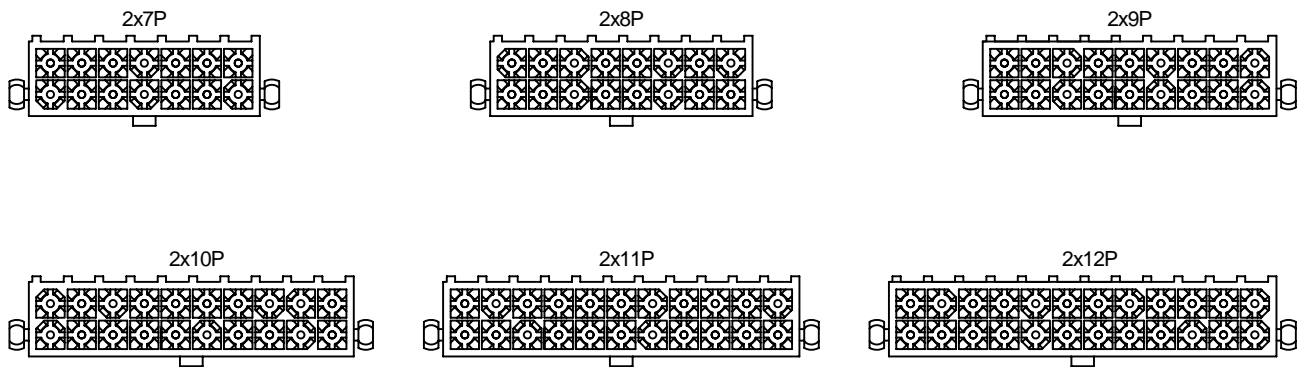
2x7P,2x8P,2x9P,2x10P,2x11P and 2x12P Circuit , Dual Row



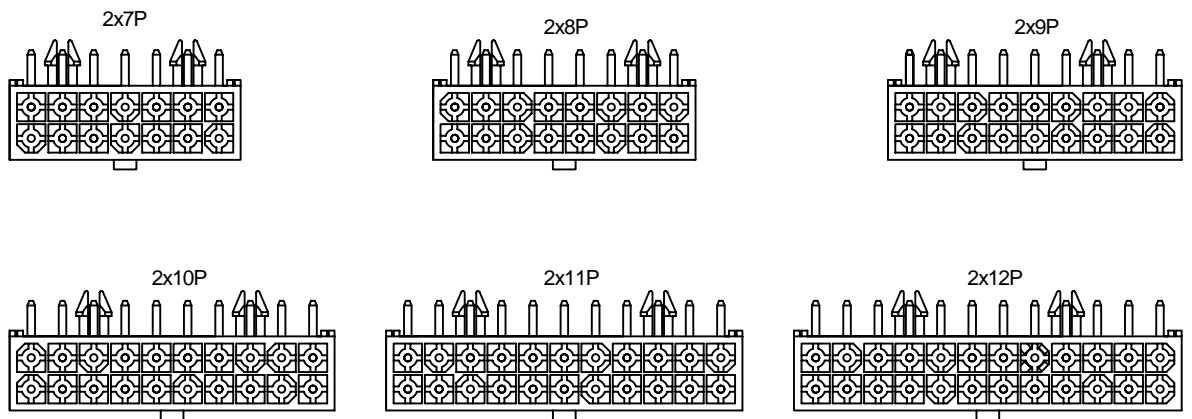
C4140HF-2



C4140WV-2



C4140WR-2

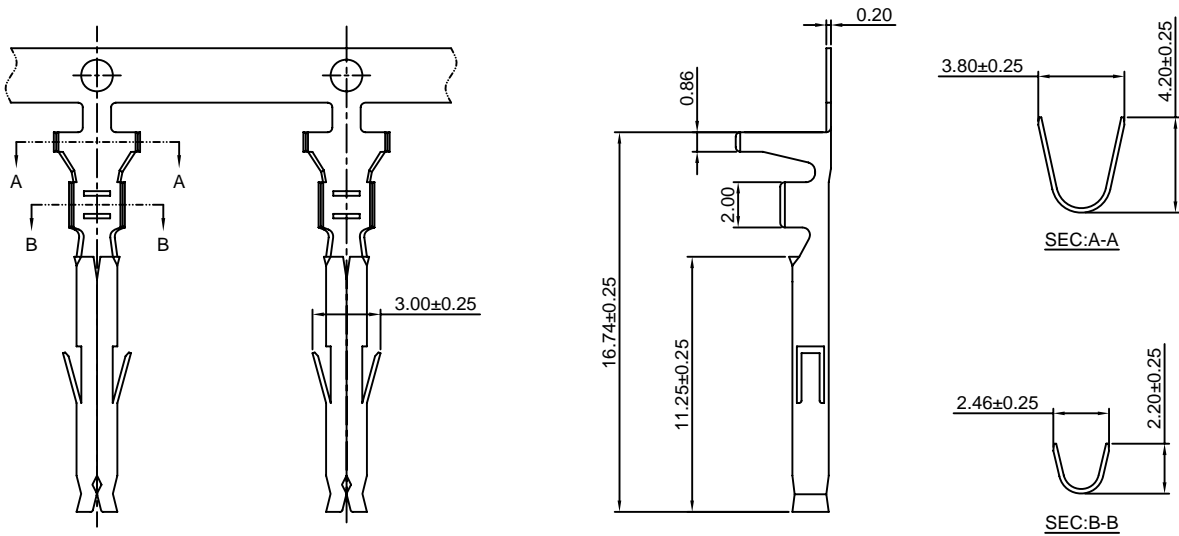


C4140F-T

4.14mm pitch Crimp Terminal

Reference Informations:

*Used in CJT C4140HF series Housing



Ordering information & Specifications:

Unit:mm

Part NO.	Wire Range	Insulation O.D.	Material	Finish	Qty/reel
C4140F-TB	AWG#18-#22	2.40mm(max)	Brass	Tin over Nickel	4,000 PCS
C4140F-TP	AWG#18-#22	2.40mm(max)	Phosphor Bronze	Tin over Nickel	4,000 PCS
C4140F-GB	AWG#18-#22	2.40mm(max)	Brass	Gold over Nickel	4,000 PCS
C4140F-GP	AWG#18-#22	2.40mm(max)	Phosphor Bronze	Gold over Nickel	4,000 PCS

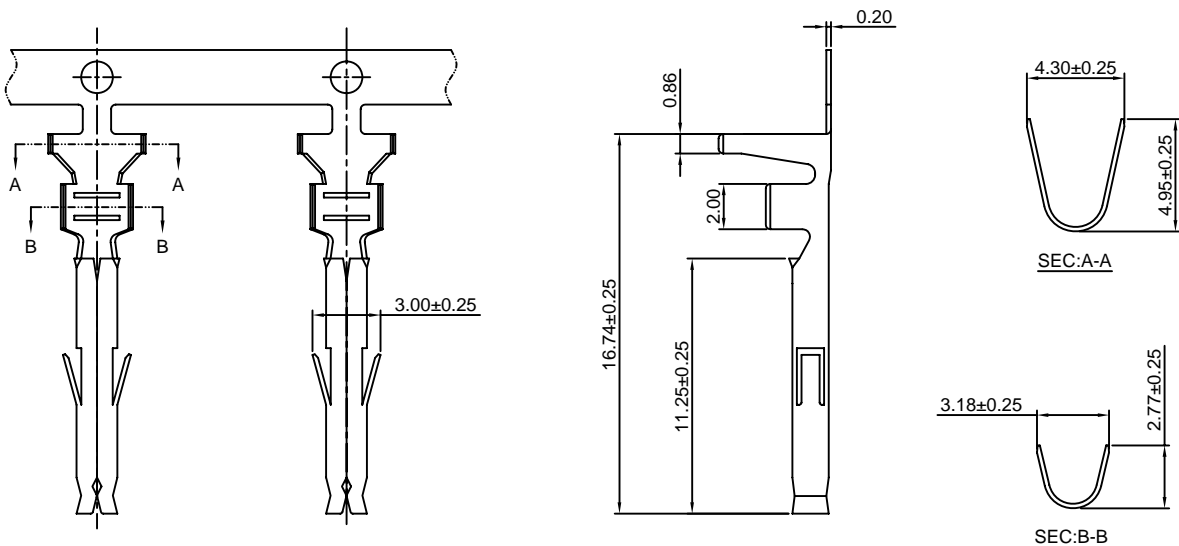
Optional Gold plating available but MOQ requested

C4140F-T-H

4.14mm pitch Crimp Terminal

Reference Informations:

*Used in CJT C4140HF series Housing



Ordering information & Specifications:

Unit:mm

Part NO.	Wire Range	Insulation O.D.	Material	Finish	Qty/reel
C4140F-TB-H	AWG#16-#20	3.20mm(max)	Brass	Tin over Nickel	4,000 PCS
C4140F-TP-H	AWG#16-#20	3.20mm(max)	Phosphor Bronze	Tin over Nickel	4,000 PCS
C4140F-GB-H	AWG#16-#20	3.20mm(max)	Brass	Gold over Nickel	4,000 PCS
C4140F-GP-H	AWG#16-#20	3.20mm(max)	Phosphor Bronze	Gold over Nickel	4,000 PCS

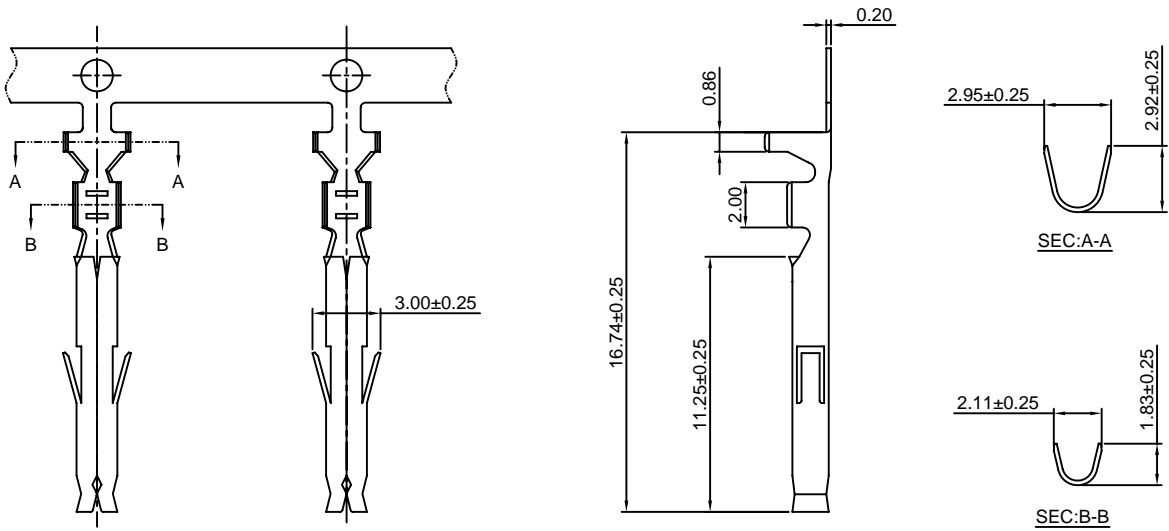
Optional Gold plating available but MOQ requested

C4140F-T-L

4.14mm pitch Crimp Terminal

Reference Informations:

*Used in CJT C4140HF series Housing



Ordering information & Specifications:

Unit:mm

Part NO.	Wire Range	Insulation O.D.	Material	Finish	Qty/reel
C4140F-TB-L	AWG#22-#26	1.75mm(max)	Brass	Tin over Nickel	5,000 PCS
C4140F-TP-L	AWG#22-#26	1.75mm(max)	Phosphor Bronze	Tin over Nickel	5,000 PCS
C4140F-GB-L	AWG#22-#26	1.75mm(max)	Brass	Gold over Nickel	5,000 PCS
C4140F-GP-L	AWG#22-#26	1.75mm(max)	Phosphor Bronze	Gold over Nickel	5,000 PCS

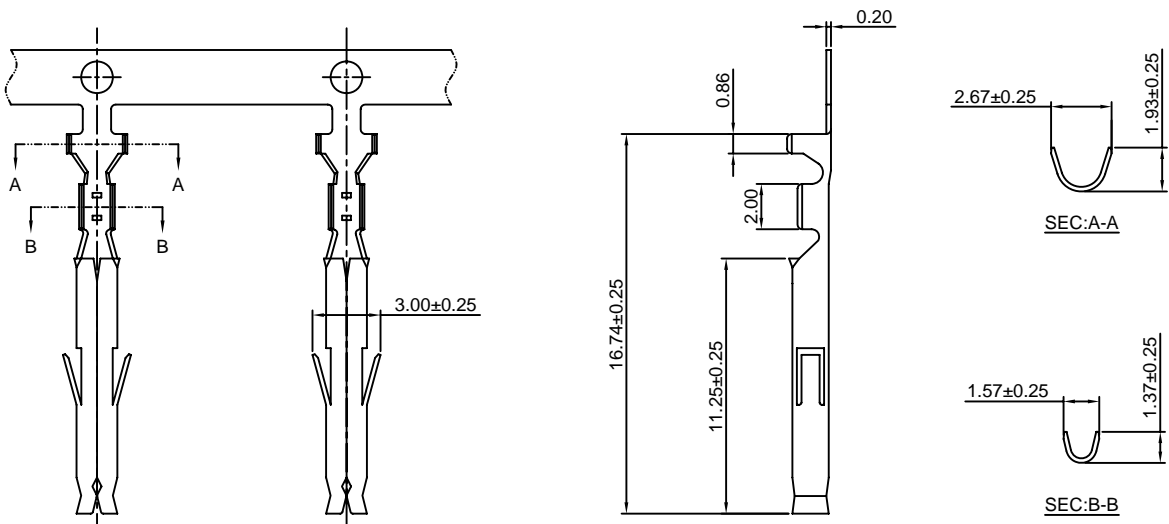
Optional Gold plating available but MOQ requested

C4140F-T-LL

4.14mm pitch Crimp Terminal

Reference Informations:

*Used in CJT C4140HF series Housing



Ordering information & Specifications:

Unit:mm

Part NO.	Wire Range	Insulation O.D.	Material	Finish	Qty/reel
C4140F-TB-LL	AWG#26-#30	1.00mm(max)	Brass	Tin over Nickel	4,000 PCS
C4140F-TP-LL	AWG#26-#30	1.00mm(max)	Phosphor Bronze	Tin over Nickel	4,000 PCS
C4140F-GB-LL	AWG#26-#30	1.00mm(max)	Brass	Gold over Nickel	4,000 PCS
C4140F-GP-LL	AWG#26-#30	1.00mm(max)	Phosphor Bronze	Gold over Nickel	4,000 PCS

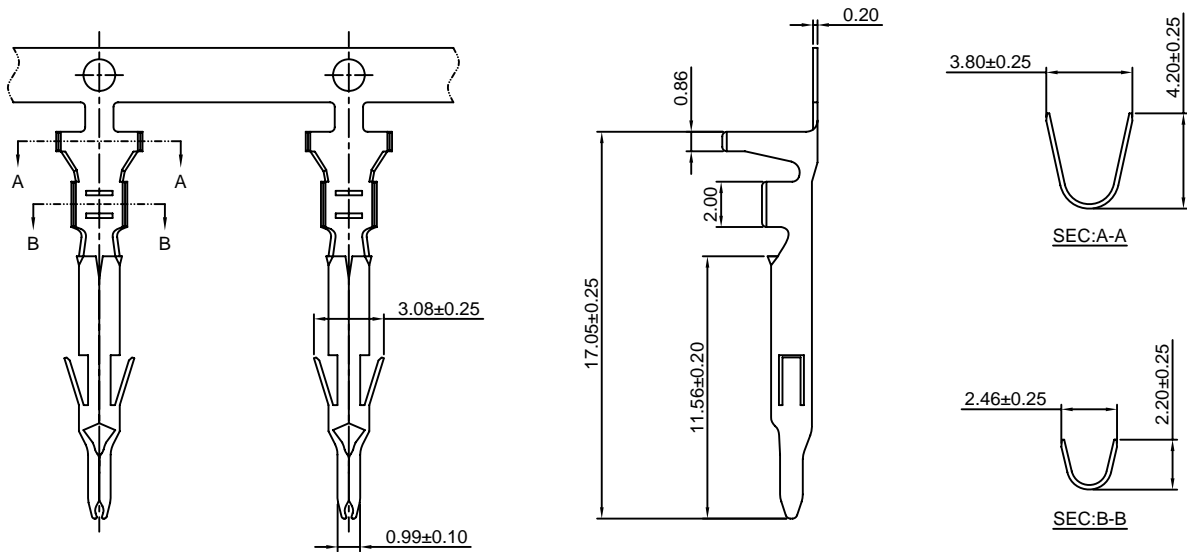
Optional Gold plating available but MOQ requested

C4140M-T

4.14mm pitch Crimp Terminal

Reference Informations:

*Used in CJT C4140HM series Housing



Ordering information & Specifications:

Unit:mm

Part NO.	Wire Range	Insulation O.D.	Material	Finish	Qty/reel
C4140M-TB	AWG#18-#22	2.40mm(max)	Brass	Tin over Nickel	4,000 PCS
C4140M-TP	AWG#18-#22	2.40mm(max)	Phosphor Bronze	Tin over Nickel	4,000 PCS
C4140M-GB	AWG#18-#22	2.40mm(max)	Brass	Gold over Nickel	4,000 PCS
C4140M-GP	AWG#18-#22	2.40mm(max)	Phosphor Bronze	Gold over Nickel	4,000 PCS

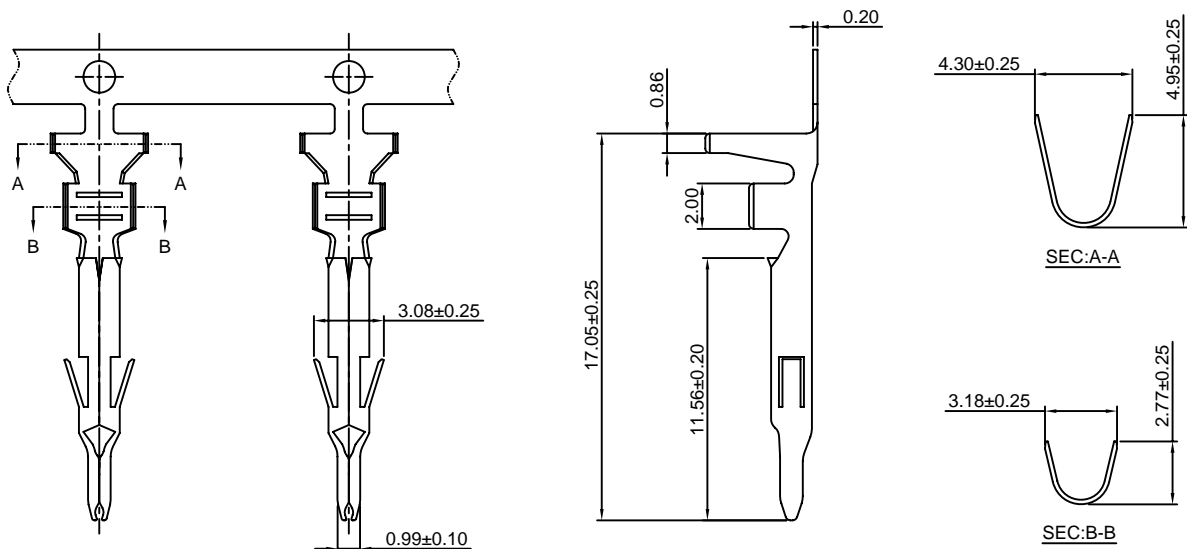
Optional Gold plating available but MOQ requested

C4140M-T-H

4.14mm pitch Crimp Terminal

Reference Informations:

*Used in CJT C4140HM series Housing



Ordering information & Specifications:

Unit:mm

Part NO.	Wire Range	Insulation O.D.	Material	Finish	Qty/reel
C4140M-TB-H	AWG#16-#20	3.20mm(max)	Brass	Tin over Nickel	4,000 PCS
C4140M-TP-H	AWG#16-#20	3.20mm(max)	Phosphor Bronze	Tin over Nickel	4,000 PCS
C4140M-GB-H	AWG#16-#20	3.20mm(max)	Brass	Gold over Nickel	4,000 PCS
C4140M-GP-H	AWG#16-#20	3.20mm(max)	Phosphor Bronze	Gold over Nickel	4,000 PCS

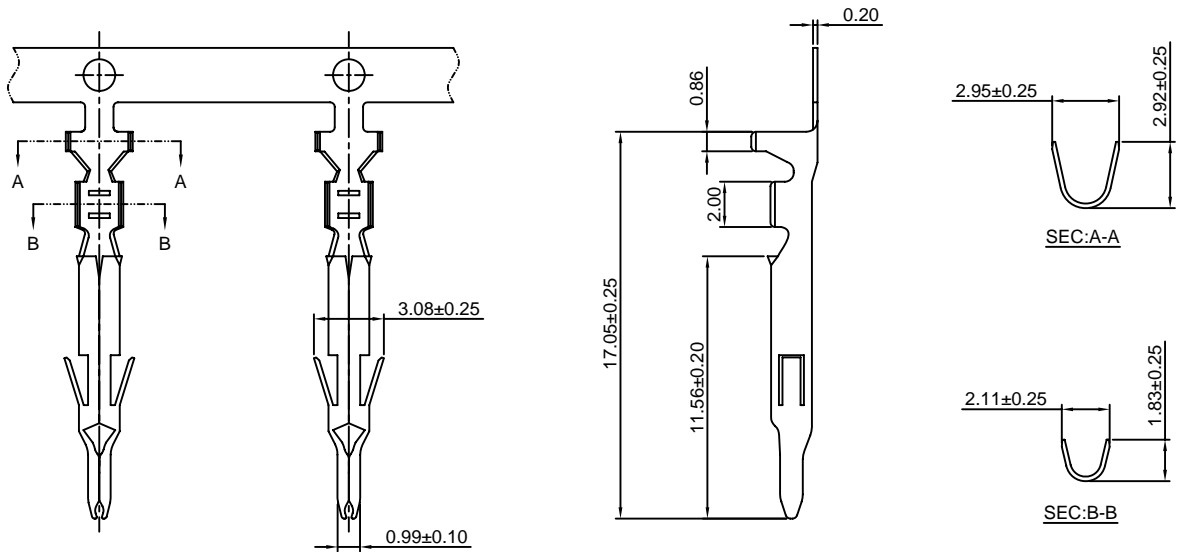
Optional Gold plating available but MOQ requested

C4140M-T-L

4.14mm pitch Crimp Terminal

Reference Informations:

*Used in CJT C4140HM series Housing



Ordering information & Specifications:

Unit:mm

Part NO.	Wire Range	Insulation O.D.	Material	Finish	Qty/reel
C4140M-TB-L	AWG#22-#26	1.75mm(max)	Brass	Tin over Nickel	4,000 PCS
C4140M-TP-L	AWG#22-#26	1.75mm(max)	Phosphor Bronze	Tin over Nickel	4,000 PCS
C4140M-GB-L	AWG#22-#26	1.75mm(max)	Brass	Gold over Nickel	4,000 PCS
C4140M-GP-L	AWG#22-#26	1.75mm(max)	Phosphor Bronze	Gold over Nickel	4,000 PCS

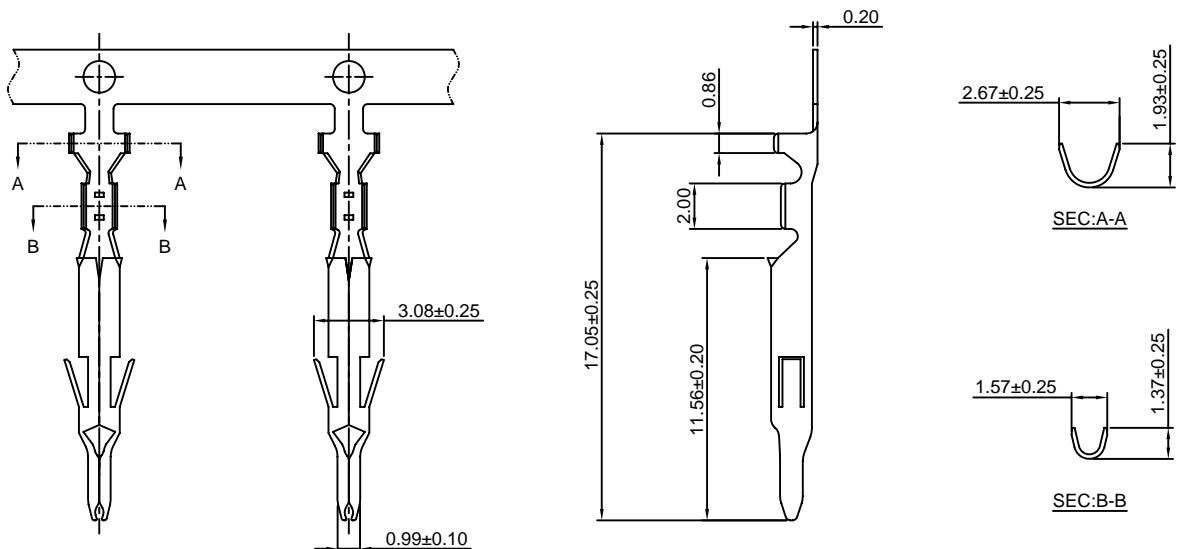
Optional Gold plating available but MOQ requested

C4140M-T-LL

4.14mm pitch Crimp Terminal

Reference Informations:

*Used in CJT C4140HM series Housing



Ordering information & Specifications:

Unit:mm

Part NO.	Wire Range	Insulation O.D.	Material	Finish	Qty/reel
C4140M-TB-LL	AWG#26-#30	1.00mm(max)	Brass	Tin over Nickel	4,000 PCS
C4140M-TP-LL	AWG#26-#30	1.00mm(max)	Phosphor Bronze	Tin over Nickel	4,000 PCS
C4140M-GB-LL	AWG#26-#30	1.00mm(max)	Brass	Gold over Nickel	4,000 PCS
C4140M-GP-LL	AWG#26-#30	1.00mm(max)	Phosphor Bronze	Gold over Nickel	4,000 PCS

Optional Gold plating available but MOQ requested

C4140H

4.20mm Pitch Housing

Reference Informations:

- *Material: Nylon 66, UL94V-2 or UL94V-0
- *C4140HM (Suitable Terminal: C4140M-T(-H/-L/-LL))
- *C4140HF (Suitable Terminal: C4140F-T(-H/-L/-LL))

Ordering Information:

C4140HF/HM(A)-XP - ***
1 2

1. Part No.

2. Material:

(blank): Nylon 66, UL94V-2/Natural

V0: Nylon 66, UL94V-0/White

GWT: Nylon 66, UL94V-0, GWT 750°C

Unit: mm

C4140HM(A)	C4140HF
<p>C4140HM-1P</p>	<p>C4140HF-1P</p>
<p>C4140HM-2P</p>	<p>C4140HF-2P</p>
<p>C4140HMA-2P</p>	<p>C4140HF-3P</p>
<p>C4140HM-3P</p>	<p>C4140HMA-3P</p>

C4140H

4.20mm Pitch Housing

Reference Informations:

- *Material: Nylon 66, UL94V-2 or UL94V-0
- *C4140HM (Suitable Terminal: C4140M-T(-H/-L/-LL))
- *C4140HF (Suitable Terminal: C4140F-T(-H/-L/-LL))
- *Color: Natural

Ordering Information:

C4140HF/HM(A)-2xXP - ***
1 2

- 1. Part No.
- 2. Material:
(blank): Nylon 66, UL94V-2/Natural
V0: Nylon 66, UL94V-0/White
GWT: Nylon 66, UL94V-0, GWT 750°C

Ordering Information:

C4140HF/HM(A)-3xXP - ***
1 2

- 1. Part No.
- 2. Material:
(blank): Nylon 66, UL94V-2/Natural
V0: Nylon 66, UL94V-0/White
GWT: Nylon 66, UL94V-0, GWT 750°C

Unit: mm

C4140HM(A)	C4140HF
<p><u>C4140HM-2x2P</u></p>	<p><u>C4140HF-2x2P</u></p>
<p><u>C4140HMA-2x2P</u></p>	<p><u>C4140HF-2x3P</u></p>
<p><u>C4140HM-2x3P</u></p>	<p><u>C4140HMA-2x3P</u></p>

C4140H

4.20mm Pitch Housing

Unit: mm

C4140HM(A)	C4140HF
<p>C4140HM-3x3P</p>	<p>C4140HF-3x3P</p>
<p>C4140HMA-3x3P</p>	
<p>C4140HM-3x4P</p>	<p>C4140HF-3x4P</p>
<p>C4140HMA-3x4P</p>	
<p>C4140HM-3x5P</p>	<p>C4140HF-3x5P</p>
<p>C4140HMA-3x5P</p>	

C4140WV and WR

4.14mm Pitch Wafer

Reference Informations:

- *Material:Pin:Brass/Tin over Nickel or Gold over Nickel
Insulator:Nylon 66,UL94V-0
- *Mates with CJT C4140HF series Housing
- *Color:White

Ordering Information:

C4140WV/WR-XP - *** - ***
1 2 3

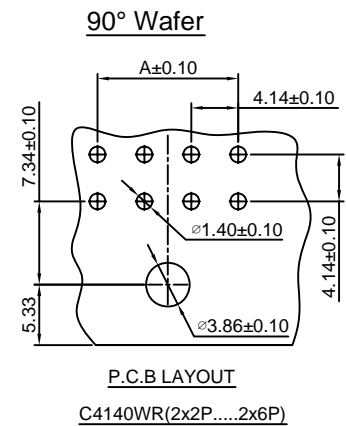
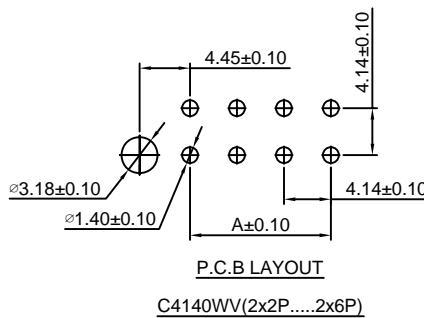
- Part No.
- Material:
(blank):Nylon 66,UL94V-0
GWT:Nylon 66,UL94V-0,GWT 750°C
- Finish:
(blank):Tin over Nickel
G:Gold-flash
G15:15µm (0.38µm) MIN.Select Gold(Mating Area)
100µm (2.54µm) MIN.Select Tin
G30:30µm (0.76µm) MIN.Select Gold(Mating Area)
100µm (2.54µm) MIN.Select Tin

Unit: mm

Assembly layout

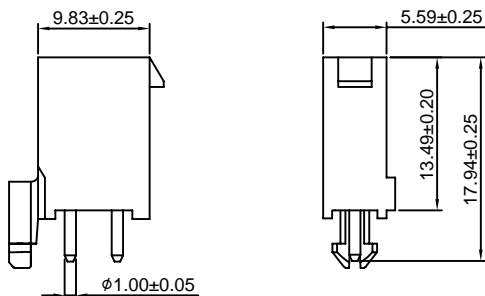
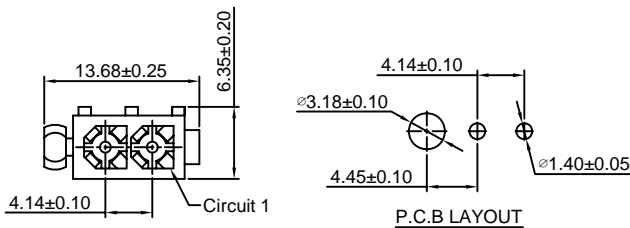
Dimensions:

PART NO.		Dim.A
C4140WV-2x2P	C4140WR-2x2P	4.14
C4140WV-2x3P	C4140WR-2x3P	8.28
C4140WV-2x4P	C4140WR-2x4P	14.42
C4140WV-2x5P	C4140WR-2x5P	16.56
C4140WV-2x6P	C4140WR-2x6P	20.70



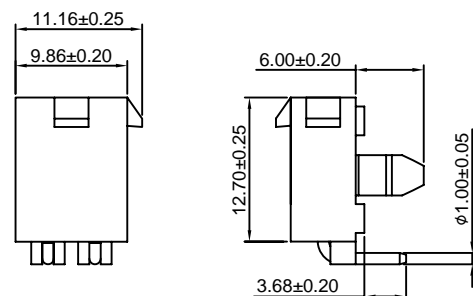
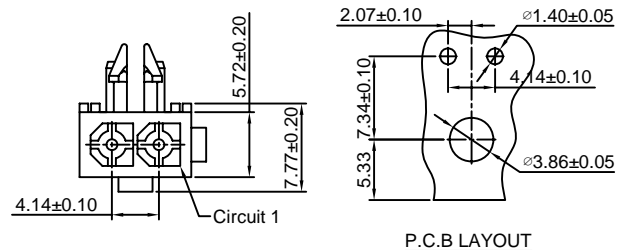
C4140WV

C4140WV-2P



C4140WR

C4140WR-2P



C4140WV and WR

4.14mm Pitch Wafer

Reference Informations:

*Material: Pin: Brass/Tin over Nickel or Gold over Nickel
Insulator: Nylon 66, UL94V-0

*Mates with CJT C4140HF series Housing

*Color: White

Ordering Information:

C4140WV/WR-2xXP - *** - ***
1 2 3

1. Part No.

2. Material:

(blank): Nylon 66, UL94V-0

GWT: Nylon 66, UL94V-0, GWT 750°C

3. Finish:

(blank): Tin over Nickel

G: Gold-flash

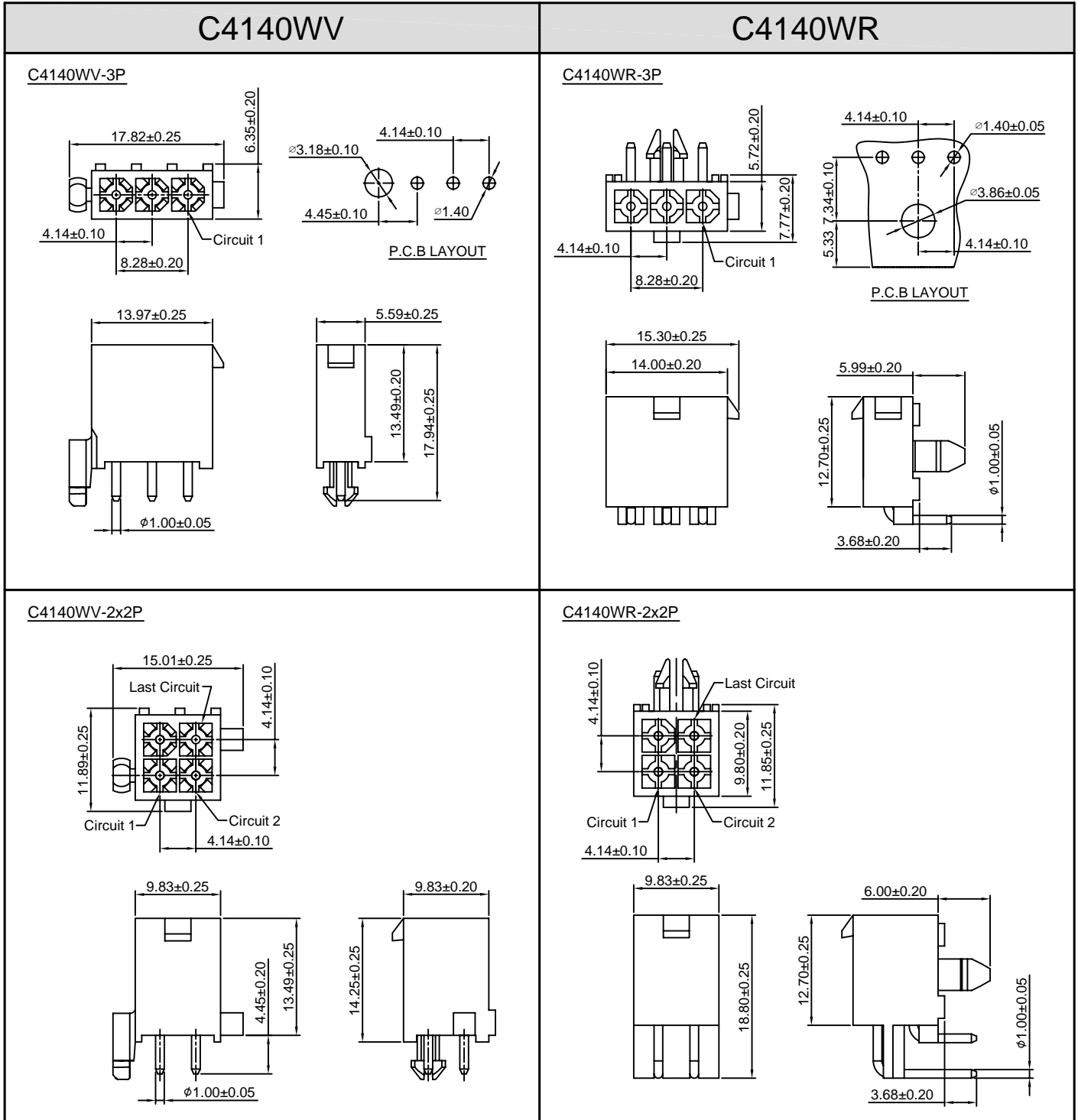
G15: 15µin (0.38µm) MIN. Select Gold (Mating Area)

100µin (2.54µm) MIN. Select Tin

G30: 30µin (0.76µm) MIN. Select Gold (Mating Area)

100µin (2.54µm) MIN. Select Tin

Unit: mm



C4140WV and WR

4.14mm Pitch Wafer

Reference Informations:

*Material: Pin: Brass/Tin over Nickel or Gold over Nickel
Insulator: Nylon 66, UL94V-0

*Mates with CJT C4140HF series Housing

*Color: White

Ordering Information:

C4140WV/WR-2xXP - *** - ***
1 2 3

1. Part No.

2. Material:

(blank): Nylon 66, UL94V-0

GWT: Nylon 66, UL94V-0, GWT 750°C

3. Finish:

(blank): Tin over Nickel

G: Gold-flash

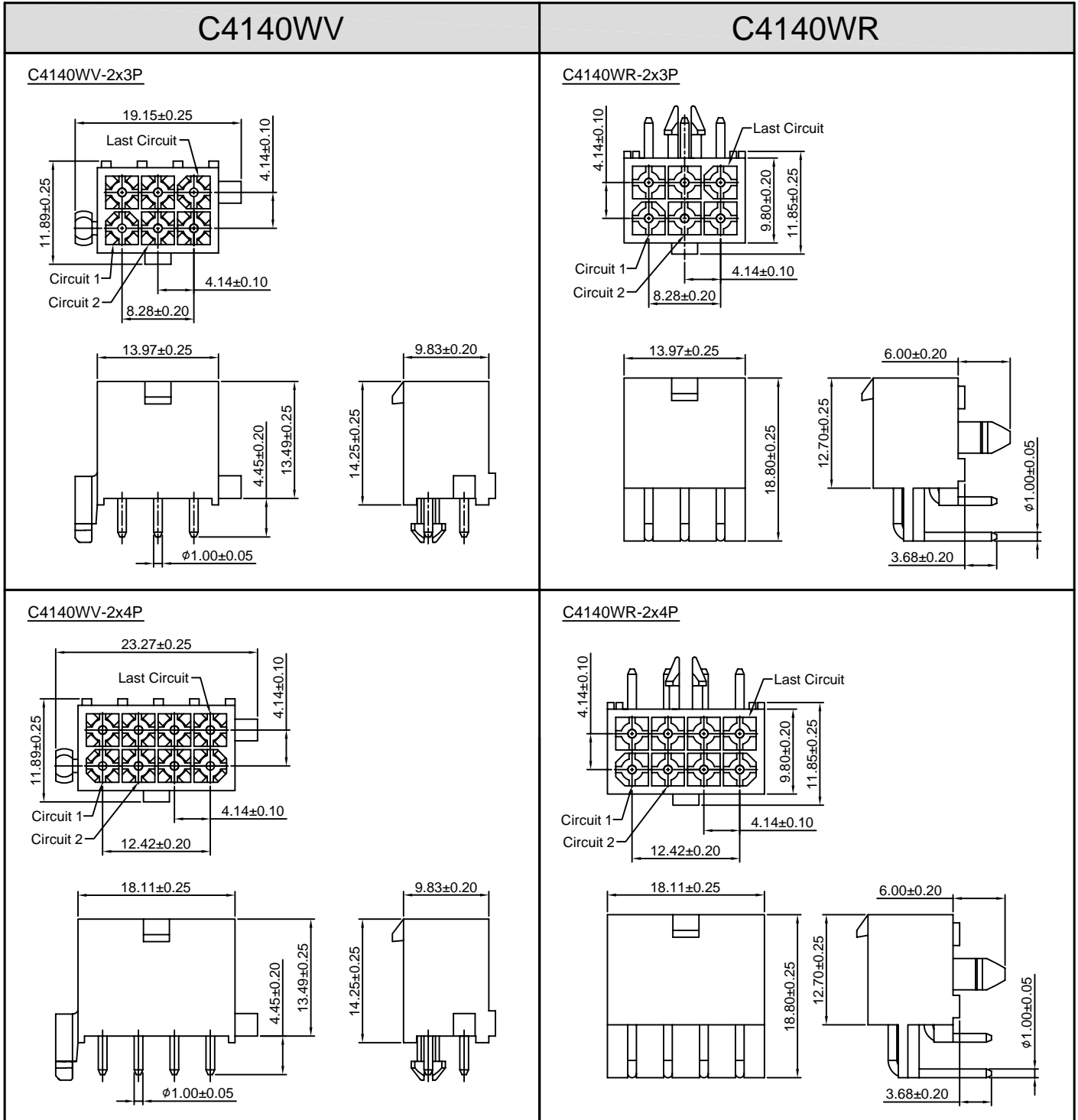
G15: 15µm (0.38µm) MIN. Select Gold (Mating Area)

100µm (2.54µm) MIN. Select Tin

G30: 30µm (0.76µm) MIN. Select Gold (Mating Area)

100µm (2.54µm) MIN. Select Tin

Unit: mm



C4140WV and WR

4.14mm Pitch Wafer

Reference Informations:

*Material: Pin: Brass/Tin over Nickel or Gold over Nickel
Insulator: Nylon 66, UL94V-0

*Mates with CJT C4140HF series Housing

*Color: White

Ordering Information:

C4140WV/WR-2xXP - *** - ***
1 2 3

1. Part No.

2. Material:

(blank): Nylon 66, UL94V-0

GWT: Nylon 66, UL94V-0, GWT 750°C

3. Finish:

(blank): Tin over Nickel

G: Gold-flash

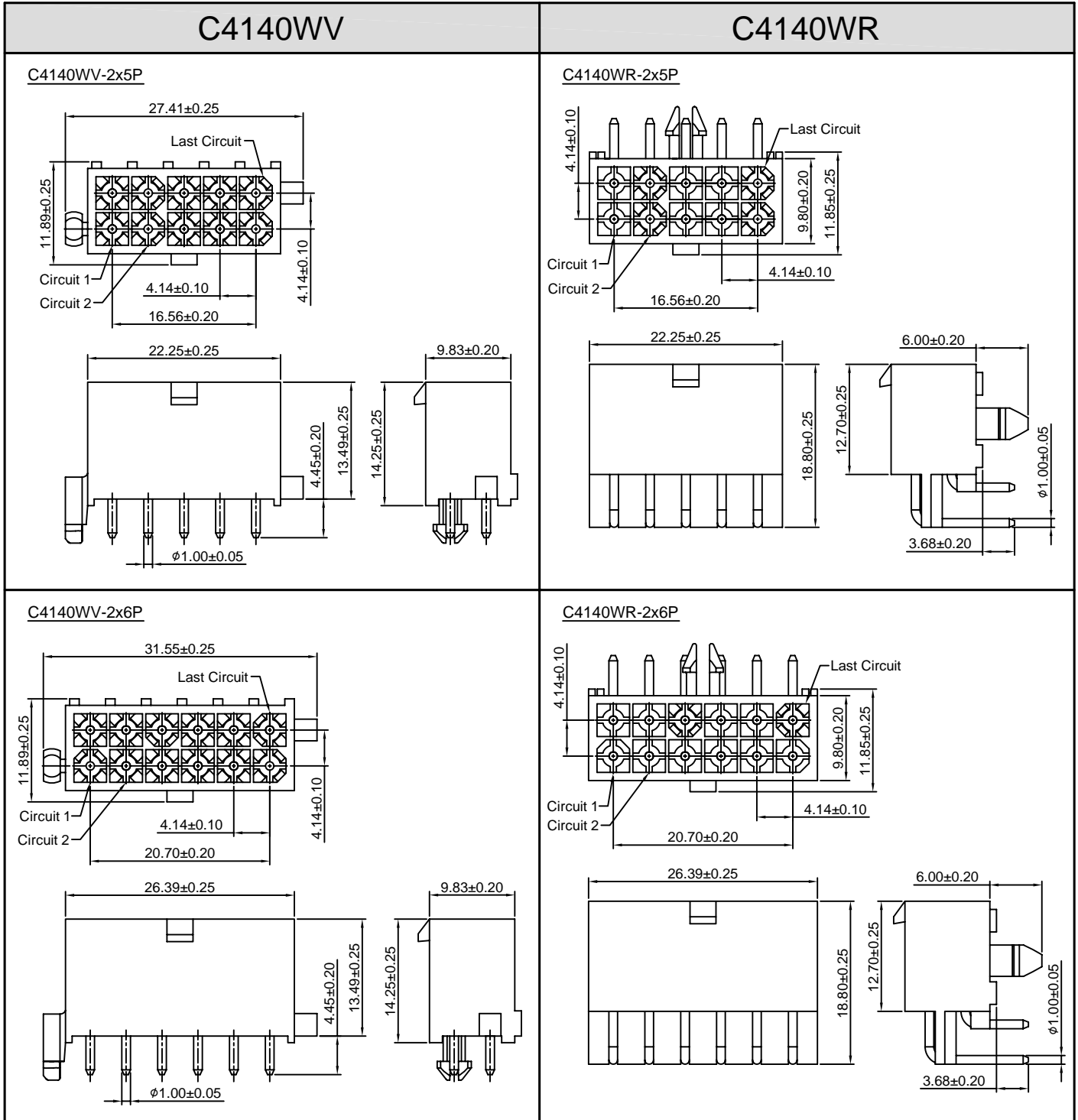
G15: 15µm (0.38µm) MIN. Select Gold (Mating Area)

100µm (2.54µm) MIN. Select Tin

G30: 30µm (0.76µm) MIN. Select Gold (Mating Area)

100µm (2.54µm) MIN. Select Tin

Unit: mm



C4140WV

4.14mm Pitch Wafer

Ordering Information:
C4140WV/WR-3x3P - *** - ***
1 2 3

- 1.Part No.
- 2.Material:
(blank):Nylon 66,UL94V-0
GWT:Nylon 66,UL94V-0,GWT 750°C
- 3.Finish:
(blank):Tin over Nickel
G:Gold-flash
G15:15µin (0.38µm) MIN.Select Gold(Mating Area)
100µin (2.54µm) MIN.Select Tin
G30:30µin (0.76µm) MIN.Select Gold(Mating Area)
100µin (2.54µm) MIN.Select Tin

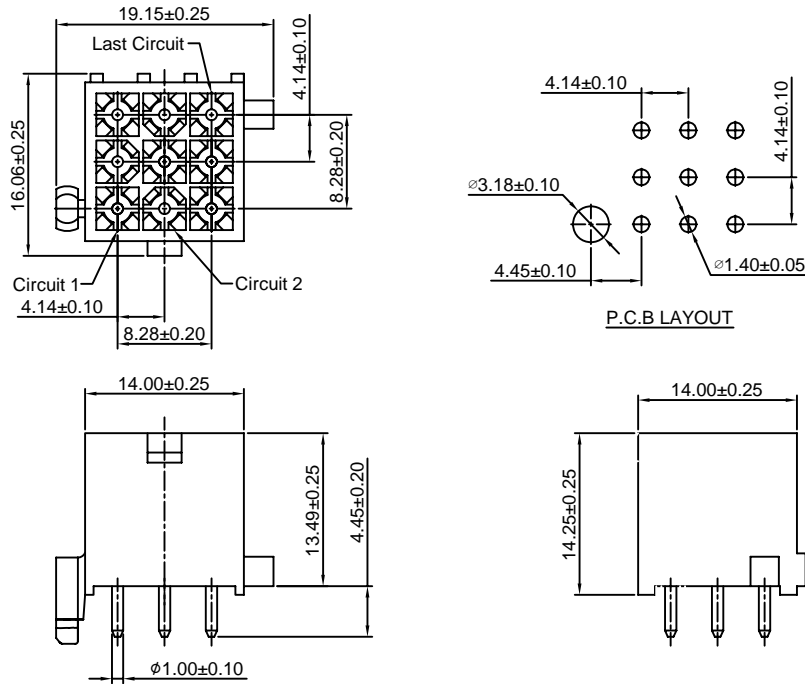
Reference Informations:

- *Material:Pin:Brass/Tin over Nickel or Gold over Nickel
Insulator:Nylon 66,UL94V-0
- *Mates with CJT C4140HF series Housing
- *Color:White

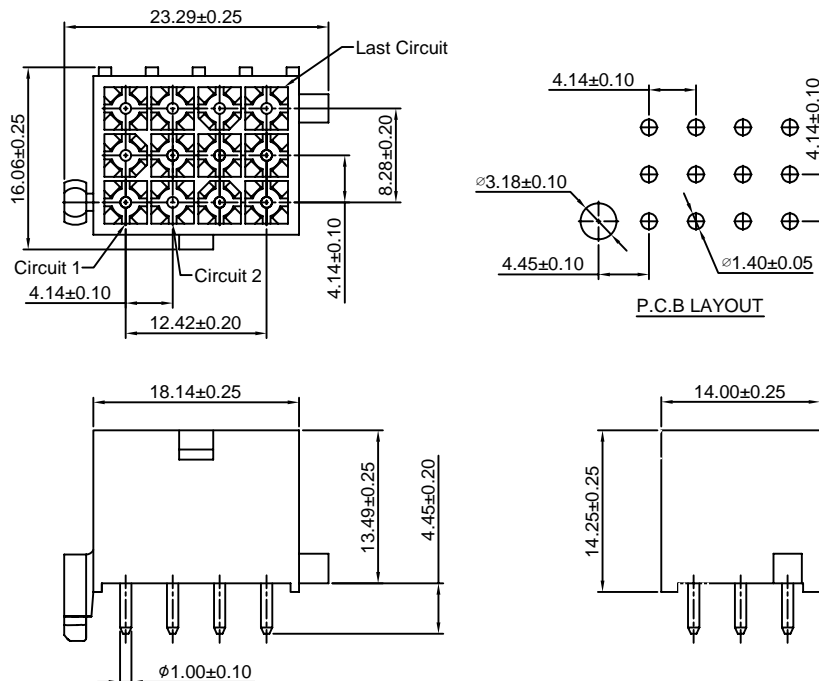
Unit: mm

C4140WV

C4140WV-3x3P



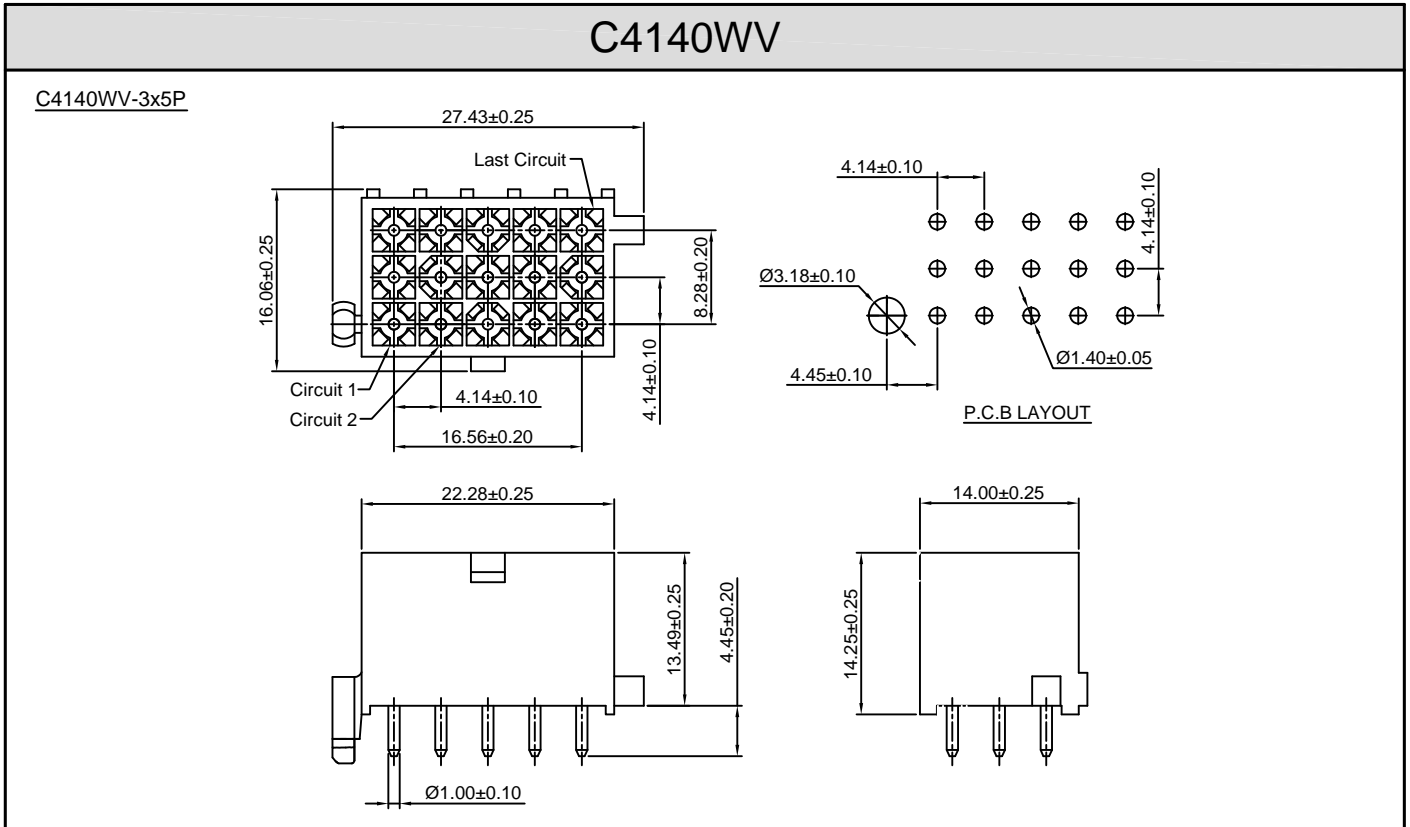
C4140WV-3x4P



C4140WV

4.14mm Pitch Wafer

Unit: mm

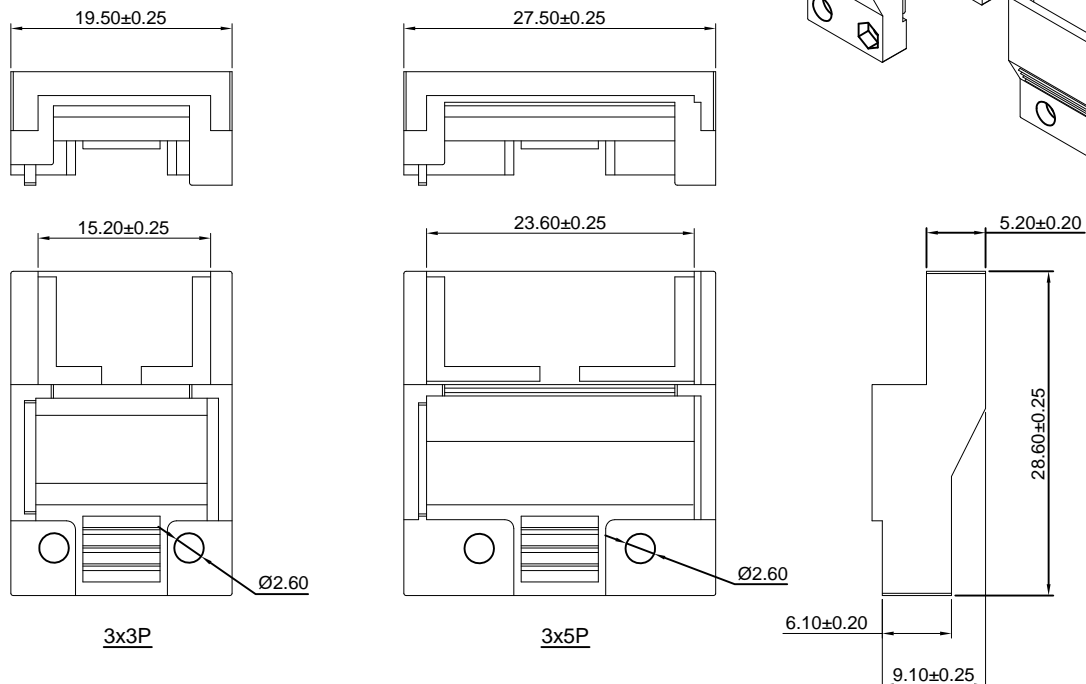
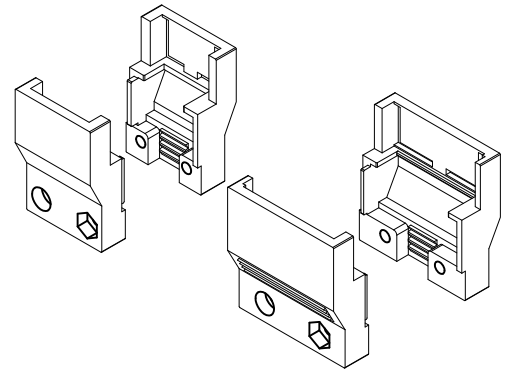


C4140HS-3xXP

4.14mm Pitch Triple Row CAP CABLE CLAMP

Reference Informations:

- *Material: Nylon 66, UL94V-0
- *Insulation Dia Range: $\varnothing 5.5 - \varnothing 7.0$
- *Screws: Cross-Recessed Head Machine Screws M2.6 L10
- *Nuts: Hexagon Nuts M2.6
- *Mates with CJT C4140HM-3x3P, C4140HM-3x5P series Housing
- *Color: Black

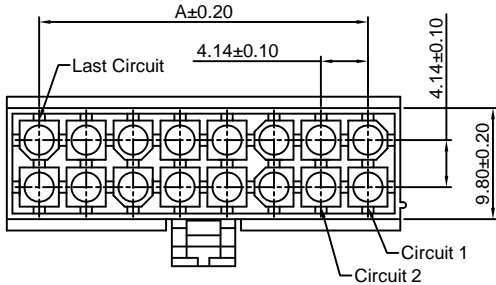


C4140HF-2xXP

4.14mm Pitch Dual Row Housing

Reference Informations:

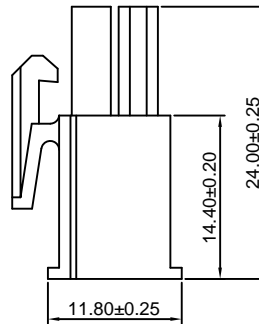
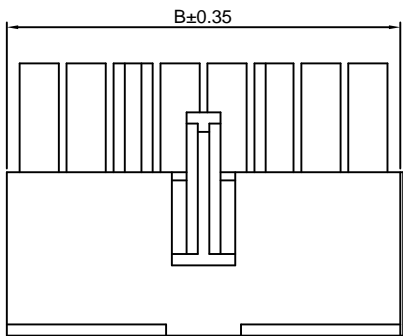
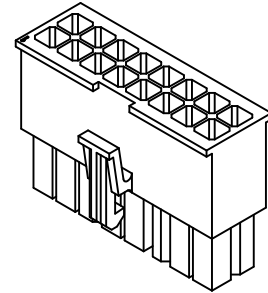
- *Material: Nylon 66, UL94V-0
- *Suitable CJT C4140F-T(-H/-L/-LL) series Terminal
- *Mates with CJT C4140HM(A)-2xXP series dual row Housing and C4140WV, WR-2xXP series dual row Wafer
- *Color: White



Ordering Information:

C4140HF-2xXP - ***
1 2

1. Part No.
2. Material:
(blank): Nylon 66, UL94V-0/White
GWT: Nylon 66, UL94V-0, GWT 750°C



Ordering Information & Dimensions:

PART NO.	Dimensions	
	A	B
2x4P	12.42	18.47
2x5P	16.56	22.61
2x6P	20.70	26.75
2x7P	24.84	30.89
2x8P	28.98	35.03
2x9P	33.12	39.17
2x10P	37.26	43.31
2x11P	41.40	47.45
2x12P	45.54	51.59

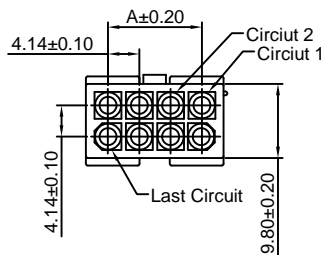
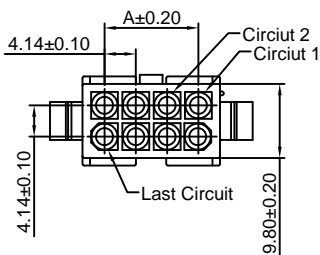
Unit: mm

C4140HM(A)-2xXP

4.14mm Pitch Dual Row Housing

Reference Informations:

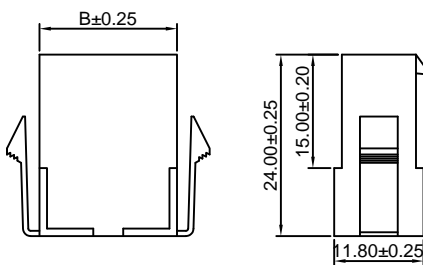
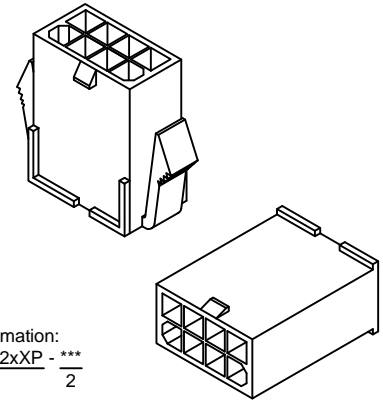
- *Material: Nylon 66, UL94V-0
- *Suitable CJT C4140M-T(-H/-L/-LL) series Terminal
- *Mates with CJT C4140HF-2xXP series dual row Housing
- *Color: Natural



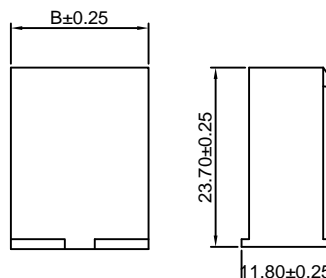
Ordering Information:

C4140HM(A)-2xXP - ***
1 2

1. Part No.
2. Material:
(blank): Nylon 66, UL94V-0/White
GWT: Nylon 66, UL94V-0, GWT 750°C



C4140HM



C4140HMA

Ordering Information & Dimensions:

PART NO.	Dimensions	
	A	B
2x4P	12.42	18.20
2x5P	16.56	22.40
2x6P	20.70	26.60
2x7P	24.84	30.80
2x8P	28.98	35.00
2x9P	33.12	39.20
2x10P	37.26	43.40
2x11P	41.40	47.60
2x12P	45.54	51.80

Unit: mm

C4140WV-2xXP

4.20mm pitch 180° Dual Row Wafer

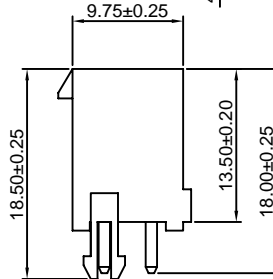
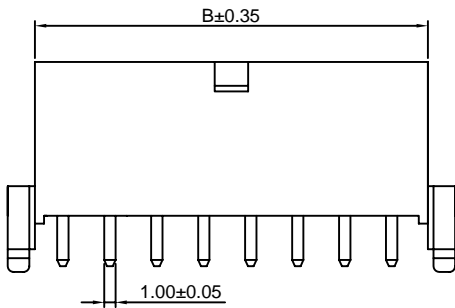
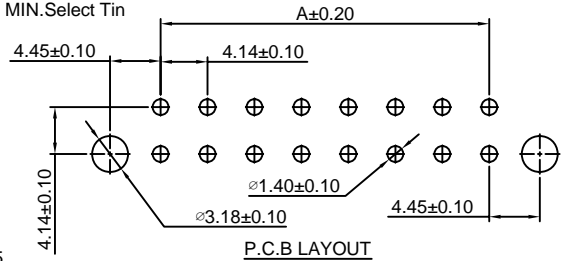
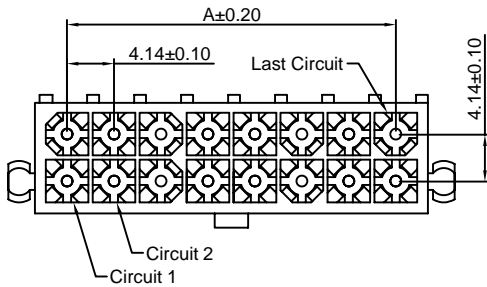
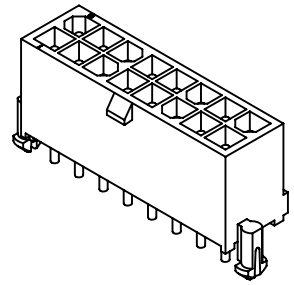
Reference Informations:

- *Material:Pin:Brass/Tin over Nickel
Insulator:Nylon 66,UL94V-0
- *Mates with CJT C4140HF-2xXP series dual row Housing
- *Color:White

Ordering Information:

C4140WV-2xXP - *** - ***
1 2 3

- Part No.
- Material:
(blank):Nylon 66,UL94V-0
GWT:Nylon 66,UL94V-0,GWT 750°C
- Finish:
(blank):Tin over Nickel
G:Gold-flash
G15:15µm (0.38µm) MIN.Select Gold(Mating Area)
100µm (2.54µm) MIN.Select Tin
G30:30µm (0.76µm) MIN.Select Gold(Mating Area)
100µm (2.54µm) MIN.Select Tin



Ordering Information & Dimensions:

PART NO.	Dimensions	
	A	B
2x7P	24.84	30.56
2x8P	28.98	34.70
2x9P	33.12	38.84
2x10P	37.26	42.98
2x11P	41.40	47.12
2x12P	45.54	51.26

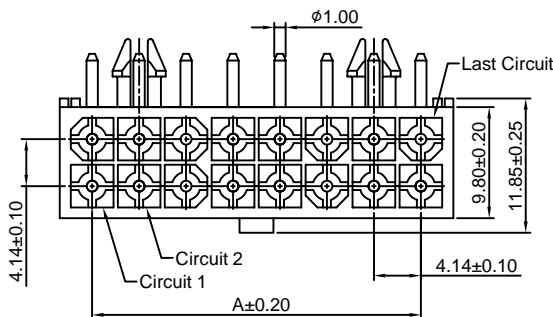
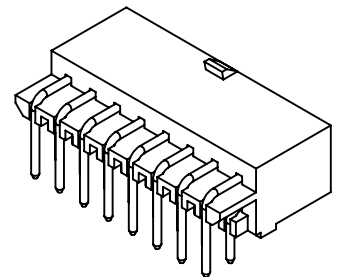
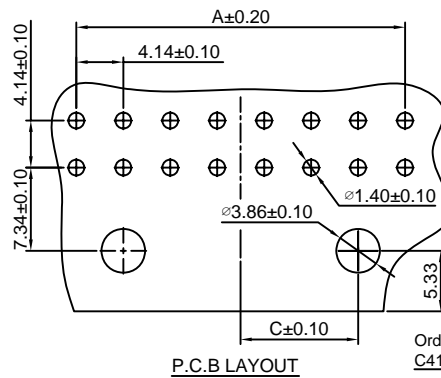
Unit: mm

C4140WR-2xXP

4.14mm pitch 90° Dual Row Wafer

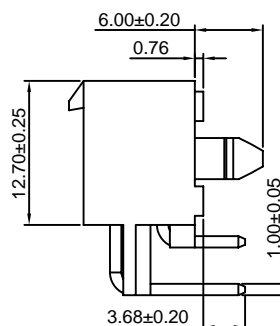
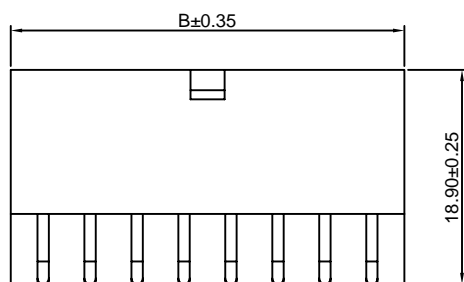
Reference Informations:

- *Material:Pin:Brass/Tin over Nickel
Insulator:Nylon 66,UL94V-0
- *Mates with CJT C4140HF-2xXP series dual row Housing
- *Color:White



Ordering Information:
C4140WR-2xXP - *** - ***
1 2 3

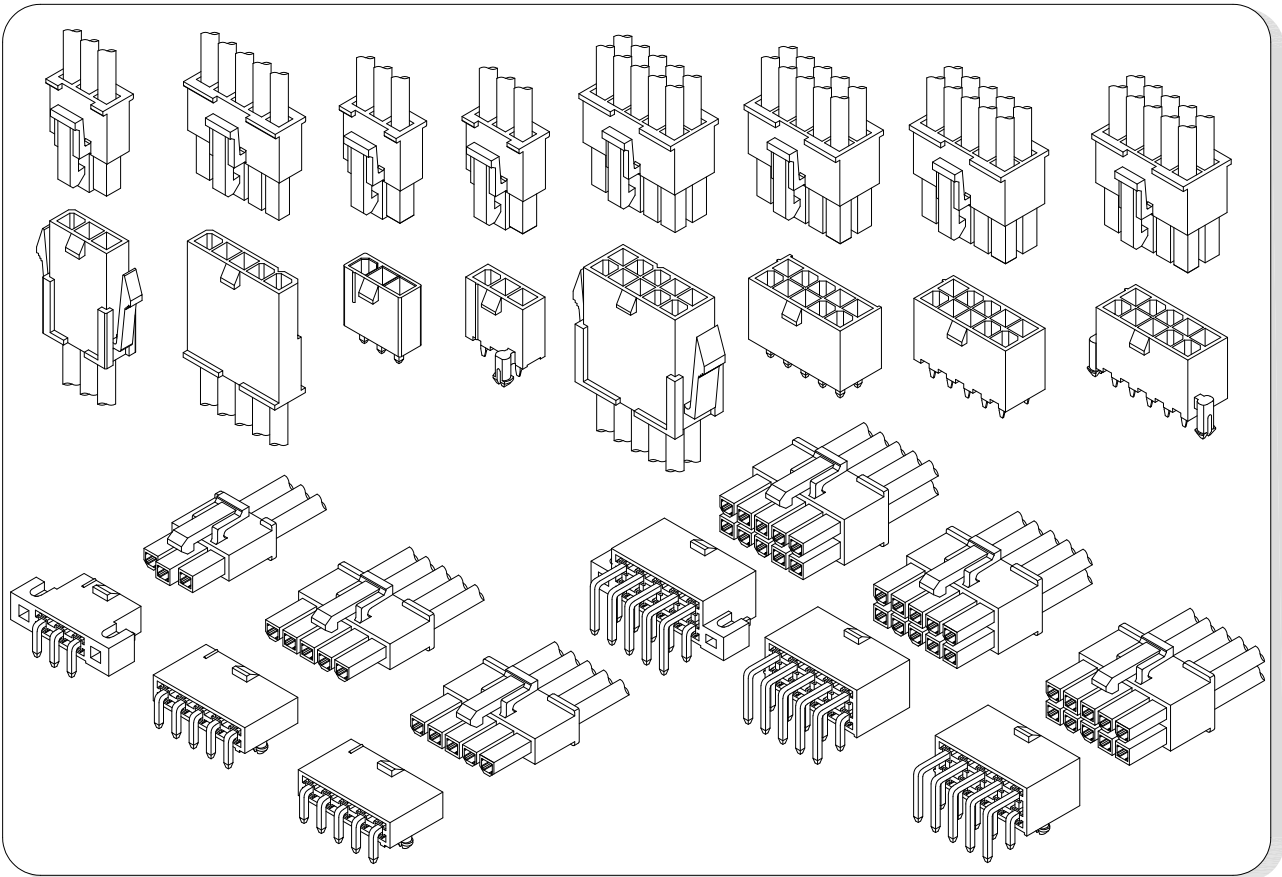
- Part No.
- Material:
(blank):Nylon 66,UL94V-0
GWT:Nylon 66,UL94V-0,GWT 750°C
- Finish:
(blank):Tin over Nickel
G:Gold-flash
G15:15µm (0.38µm) MIN.Select Gold(Mating Area)
100µm (2.54µm) MIN.Select Tin
G30:30µm (0.76µm) MIN.Select Gold(Mating Area)
100µm (2.54µm) MIN.Select Tin



Ordering Information & Dimensions:

PART NO.	Dimensions		
	A	B	C
2x7P	24.84	30.56	8.28
2x8P	28.98	34.70	10.35
2x9P	33.12	38.84	10.35
2x10P	37.26	42.98	10.35
2x11P	41.40	47.12	10.35
2x12P	45.54	51.26	10.35

Unit: mm



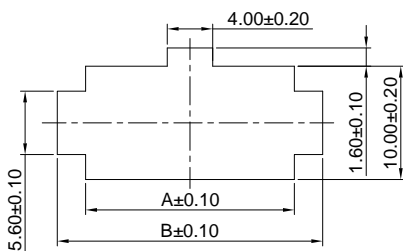
Specifications

- Current rating: 9A AC, DC Max
- Voltage rating: 600V AC, DC
- Temperature range: -40°C ~ +105°C
- Contact resistance: 10mΩ Max.
- Insulation resistance: 1000MΩ Min.
- Withstanding voltage: 1500V AC/minute
- *Compliant with RoHS and REACH*
- *Meet the HF/Halogen Free, GWT/Glow wire Test (IEC60335-1) request, need to customize*
- *Contact CJT for details*

Standards

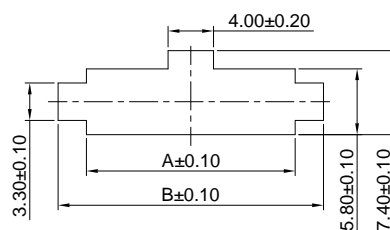


Panel hole layout



DUAL ROW

RECOMMENDED PANEL CUT-OUT
(DESIGNED FOR 0.80mm TO 2.00mm THICK
STAMPED PANEL OR PRINTED CIRCUIT BOARD)



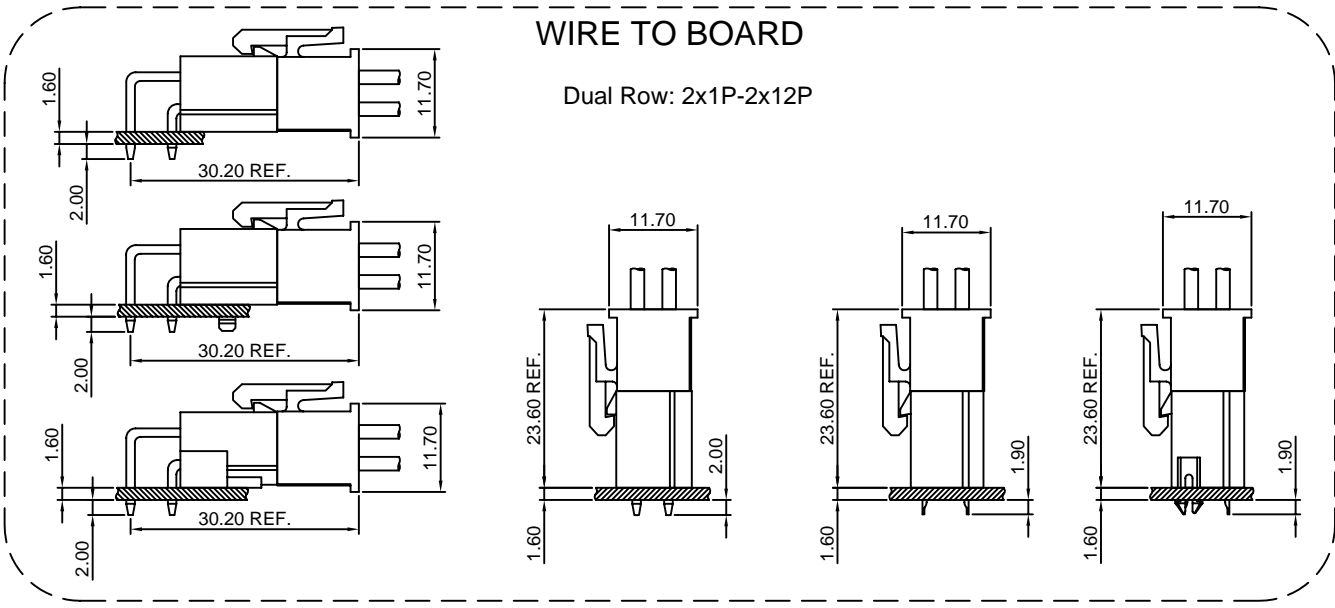
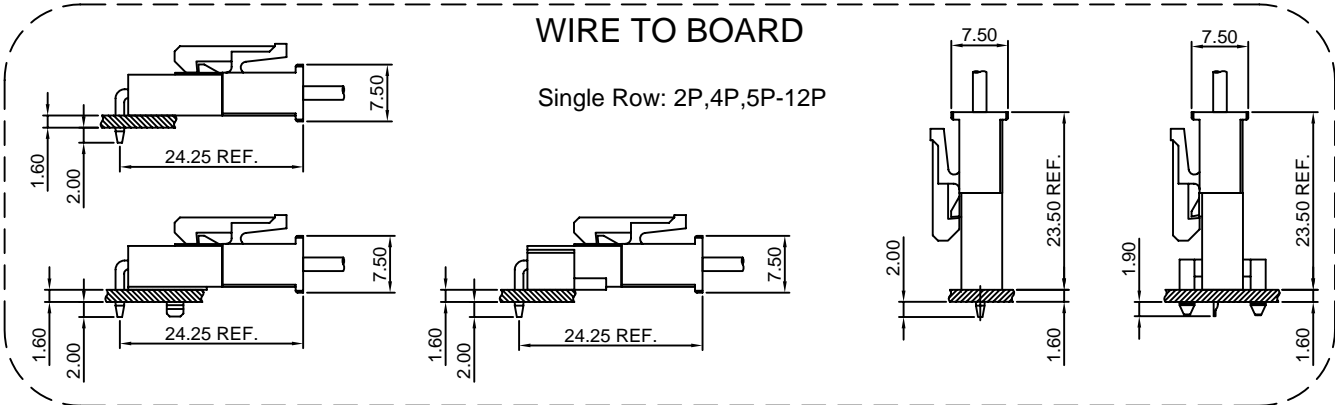
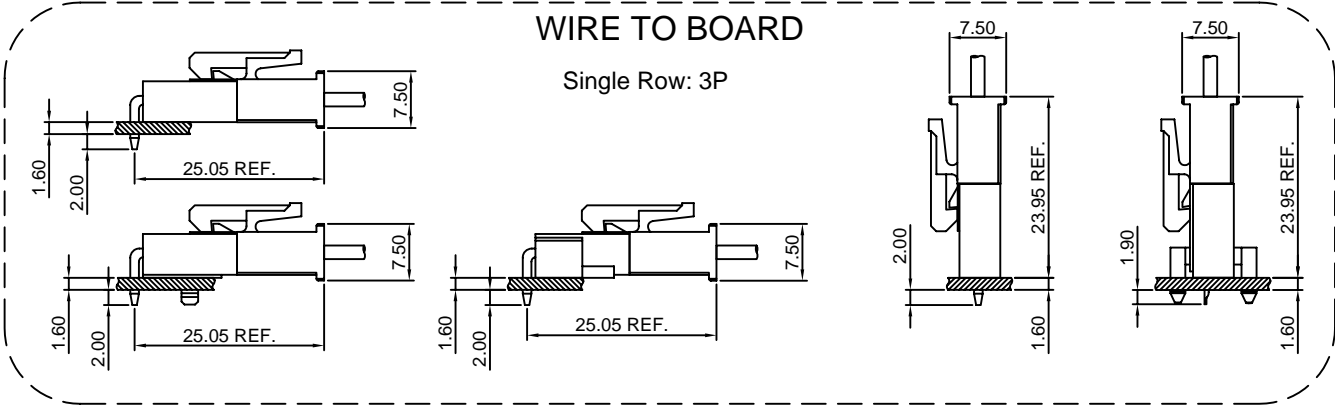
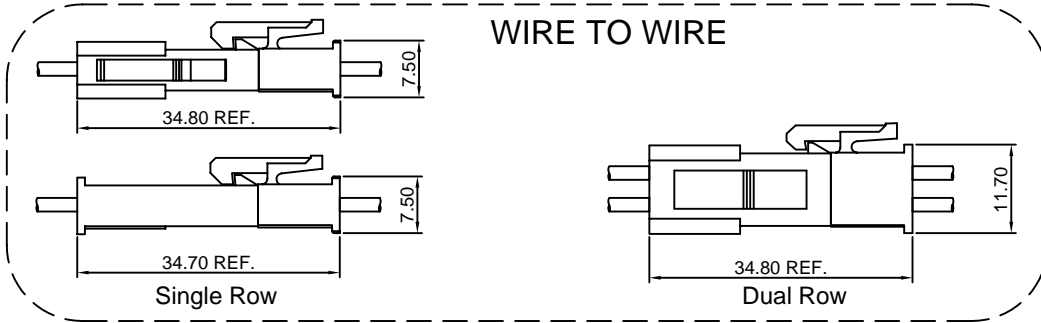
SINGLE ROW

RECOMMENDED PANEL CUT-OUT
(DESIGNED FOR 0.80mm TO 2.00mm THICK
STAMPED PANEL OR PRINTED CIRCUIT BOARD)

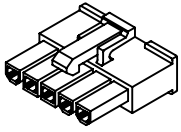
PART NO.		Dimensions	
SINGLE ROW	DUAL ROW	A	B
-----	C4201HM-2x1P	5.80	10.80
C4201HM-2P	C4201HM-2x2P	10.00	15.00
C4201HM-3P	C4201HM-2x3P	14.20	19.20
C4201HM-4P	C4201HM-2x4P	18.40	23.40
C4201HM-5P	C4201HM-2x5P	22.60	27.60
C4201HM-6P	C4201HM-2x6P	26.80	31.80
C4201HM-7P	C4201HM-2x7P	31.00	36.00
C4201HM-8P	C4201HM-2x8P	35.20	40.20
C4201HM-9P	C4201HM-2x9P	39.40	44.40
C4201HM-10P	C4201HM-2x10P	43.60	48.60
C4201HM-11P	C4201HM-2x11P	47.80	52.80
C4201HM-12P	C4201HM-2x12P	52.00	57.00

Unit:mm

Assembly layout

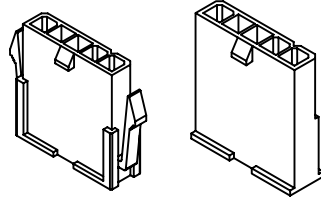


C4201HF



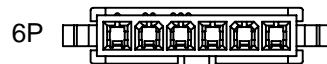
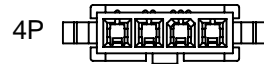
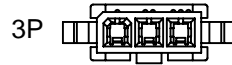
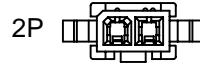
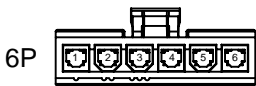
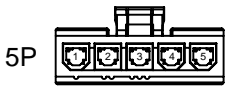
C4201HF

C4201HM

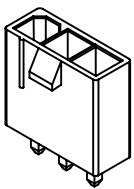


C4201HM

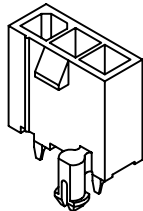
C4201HMA



C4201WV C4201WVA-F

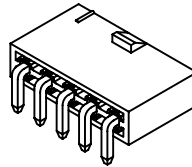


C4201WV

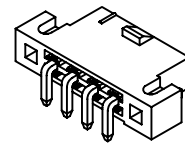


C4201WVA-F

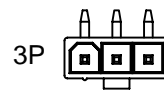
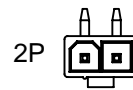
C4201WR C4201WR-E



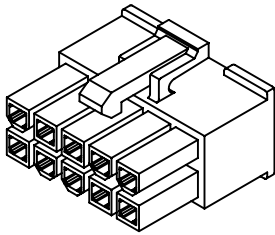
C4201WR



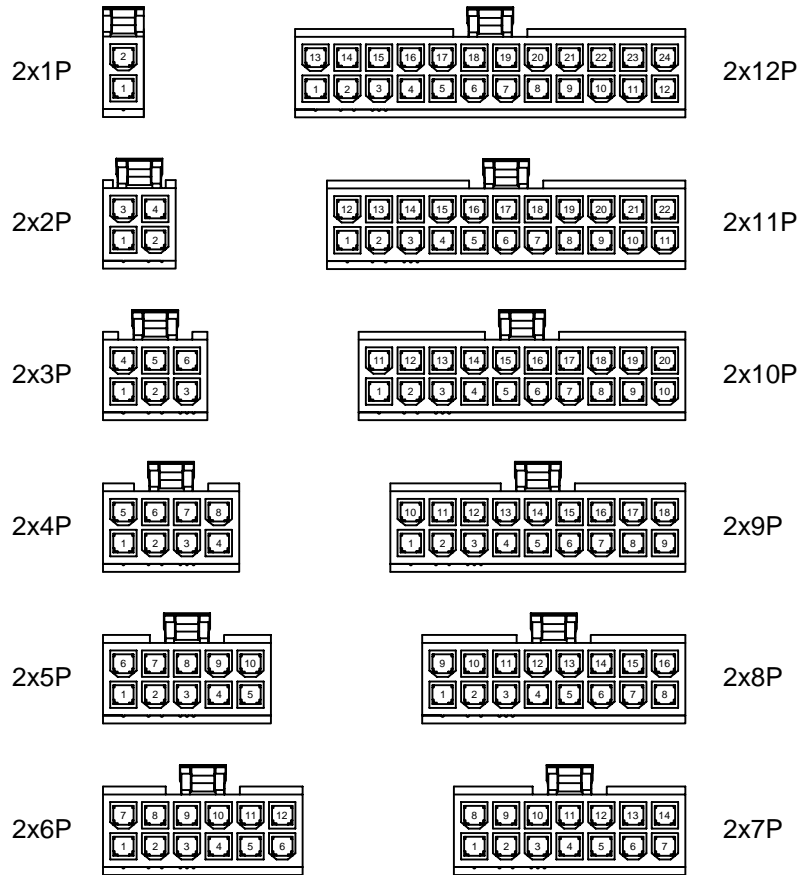
C4201WR-E



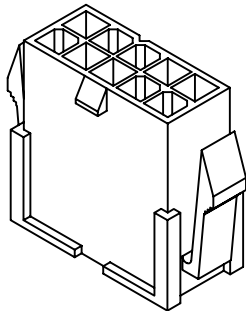
C4201HF-2



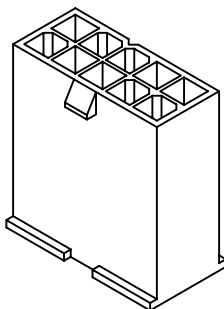
C4201HF-2



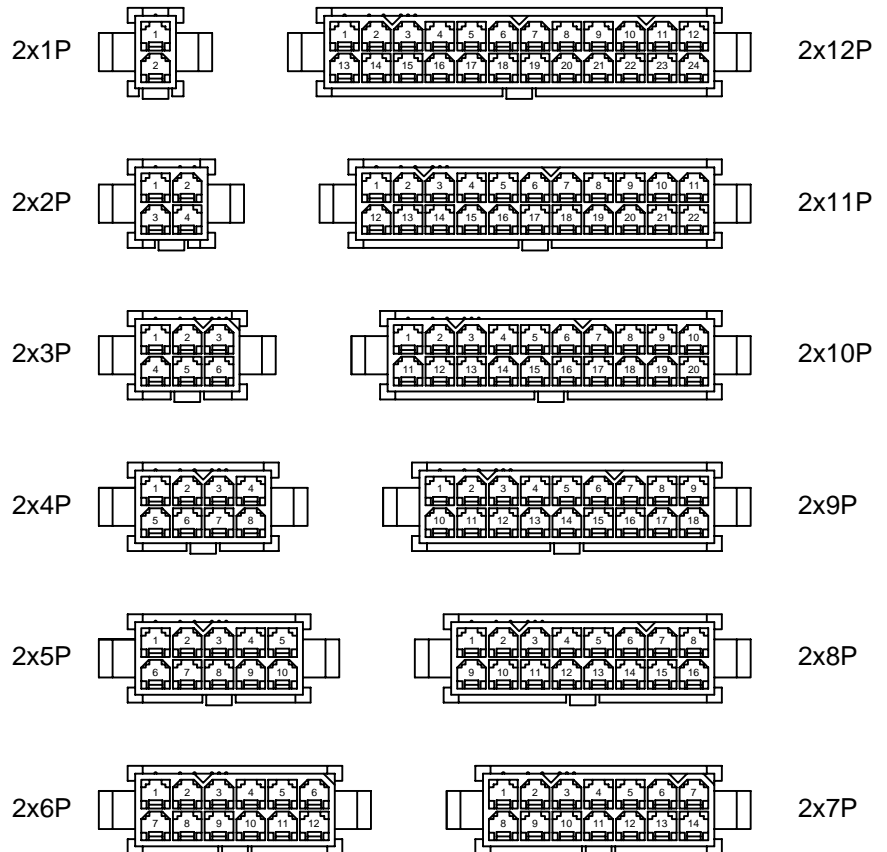
C4201HM-2 C4201HMA-2



C4201HM-2



C4201HMA-2



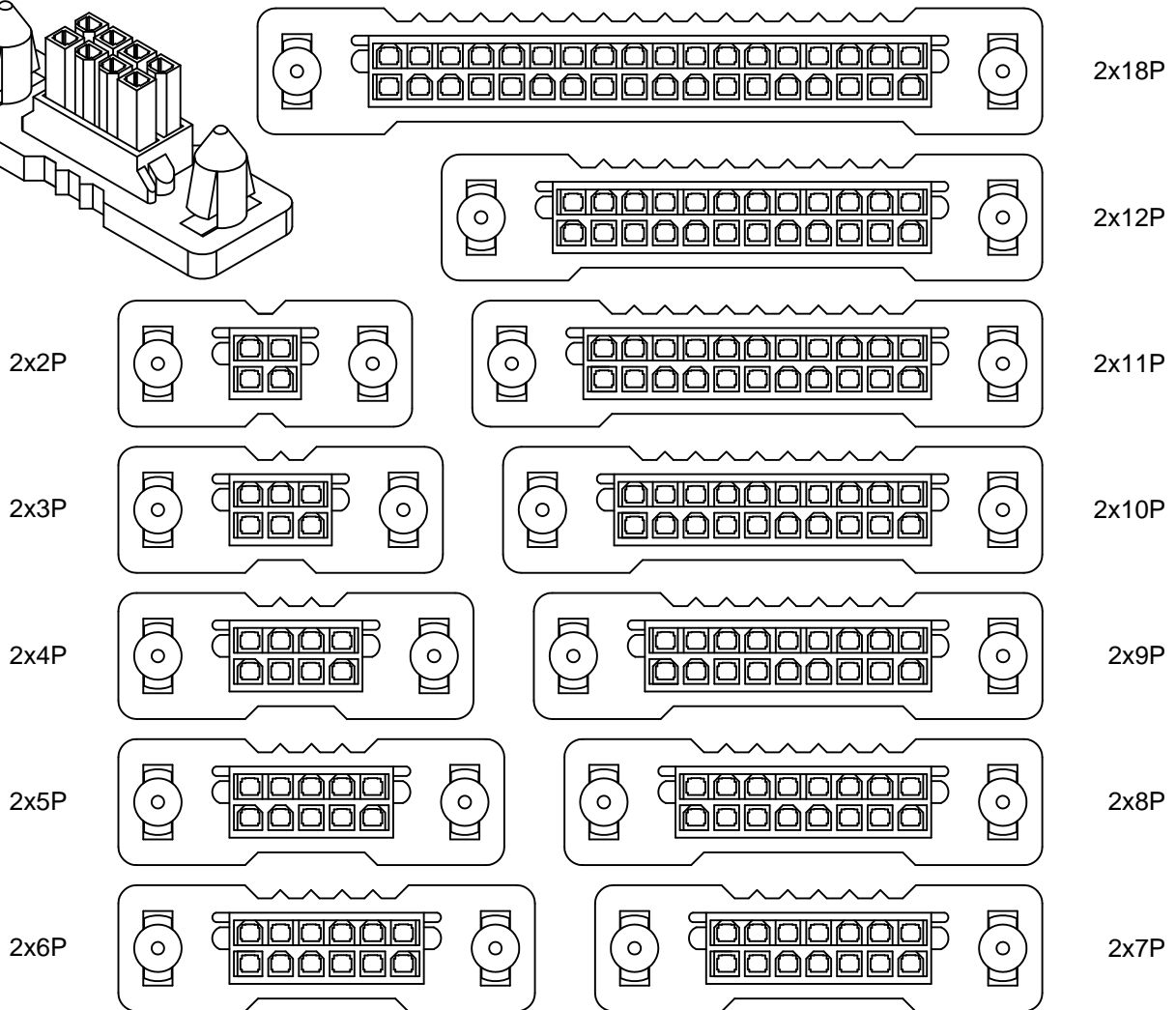
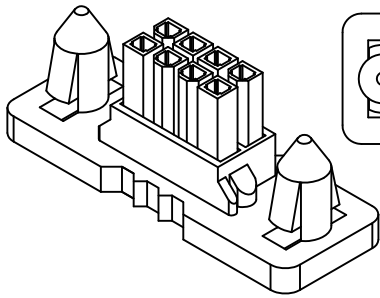
C4201WV-2 C4201WVA-2 C4201WVA-F-2

C4201WV-2		2x1P			2x12P
		2x2P			2x11P
C4201WVA-2		2x3P			2x10P
		2x4P			2x9P
C4201WVA-F-2		2x5P			2x8P
		2x6P			2x7P

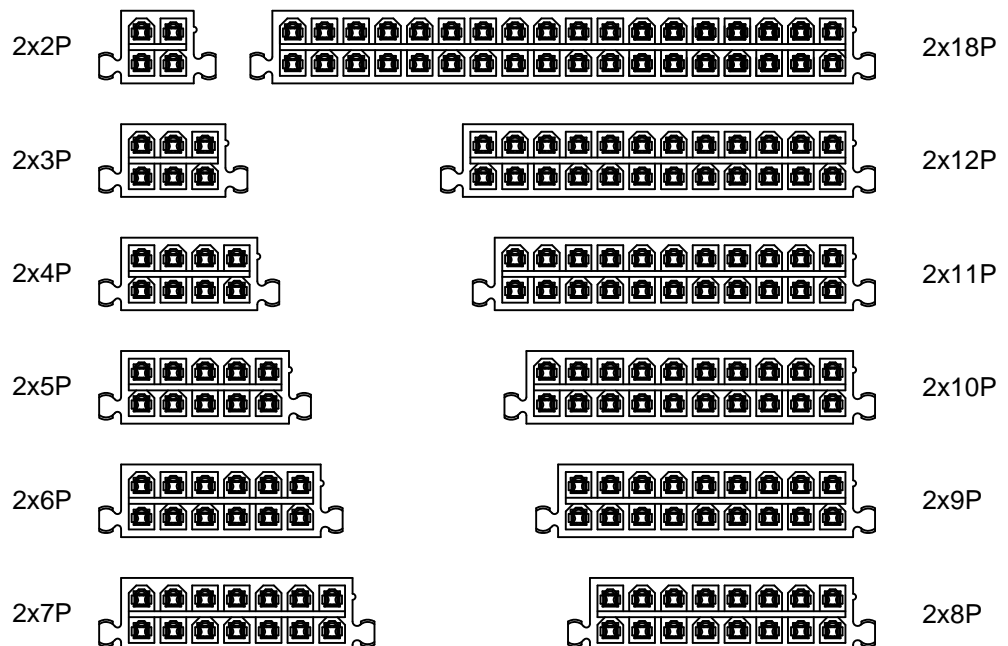
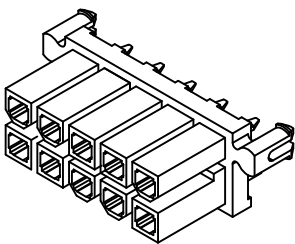
C4201WR-2 C4201WR-E-2 C4201WR-F-2

C4201WR-2		2x1P			2x12P
		2x2P			2x11P
C4201WR-E-2		2x3P			2x10P
		2x4P			2x9P
C4201WR-F-2		2x5P			2x8P
		2x6P			2x7P

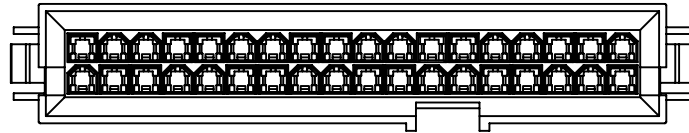
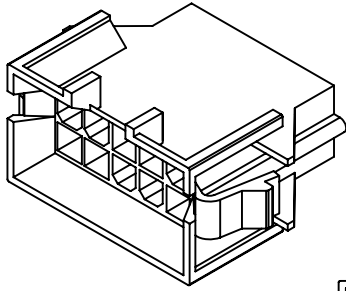
C4201HFA-2



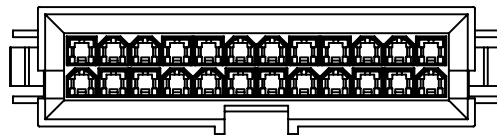
C4201HV-2



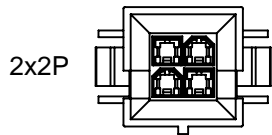
C4201HMB-2



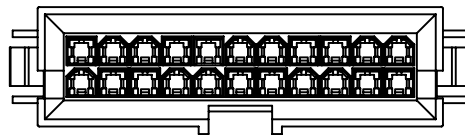
2x18P



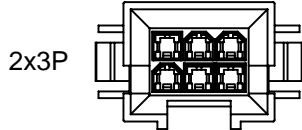
2x12P



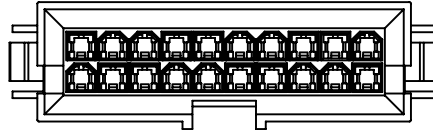
2x2P



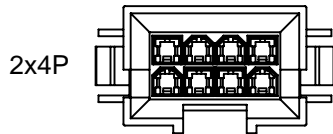
2x11P



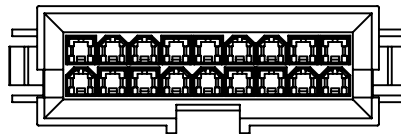
2x3P



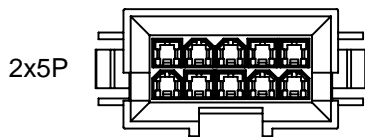
2x10P



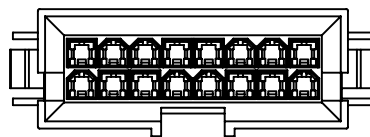
2x4P



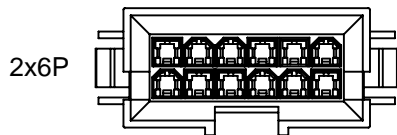
2x9P



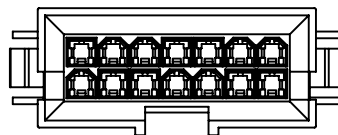
2x5P



2x8P

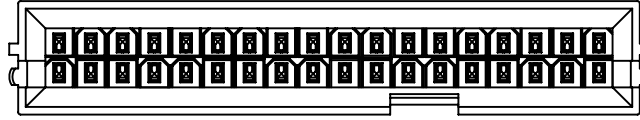
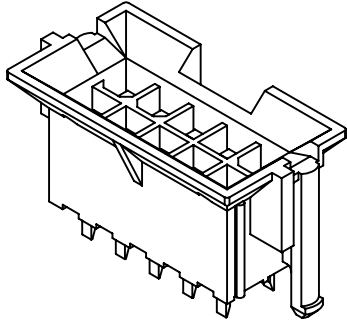


2x6P

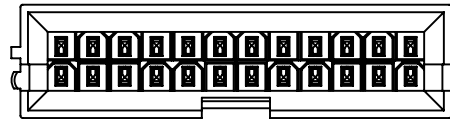


2x7P

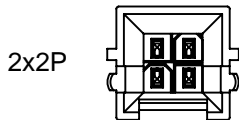
C4201WVA-F1-2



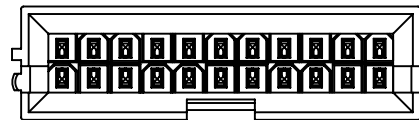
2x18P



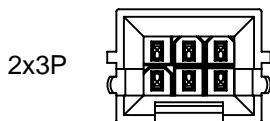
2x12P



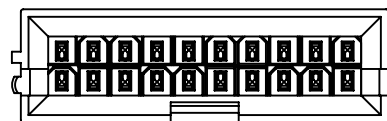
2x2P



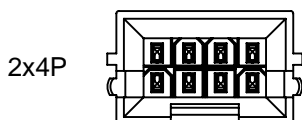
2x11P



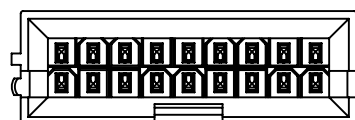
2x3P



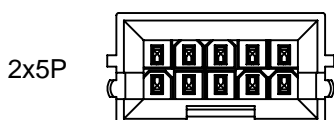
2x10P



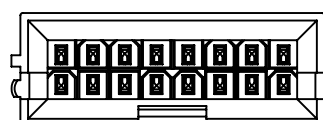
2x4P



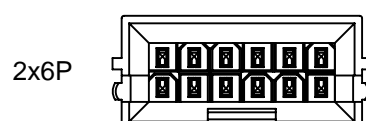
2x9P



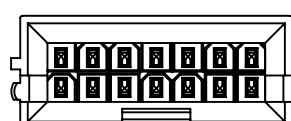
2x5P



2x8P

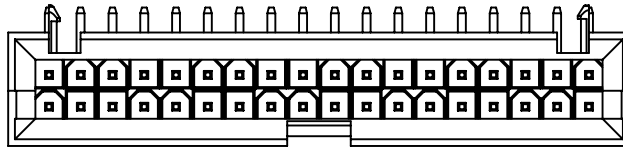
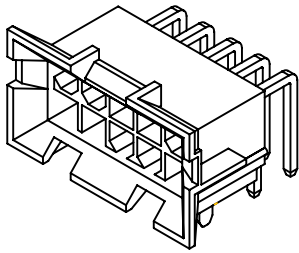


2x6P

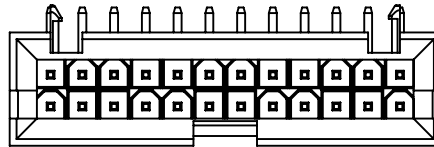


2x7P

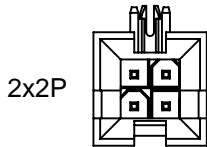
C4201WR-F1-2



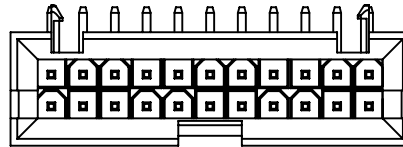
2x18P




2x12P



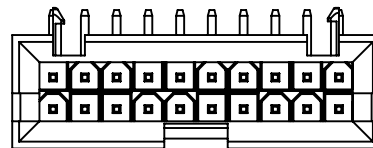
2x2P



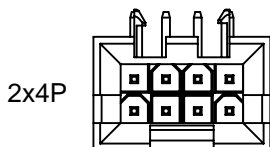
2x11P



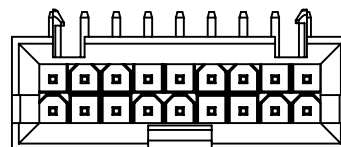
2x3P



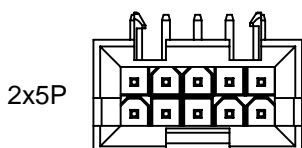
2x10P




2x4P




2x9P



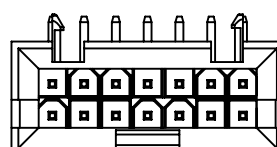
2x5P



2x8P



2x6P



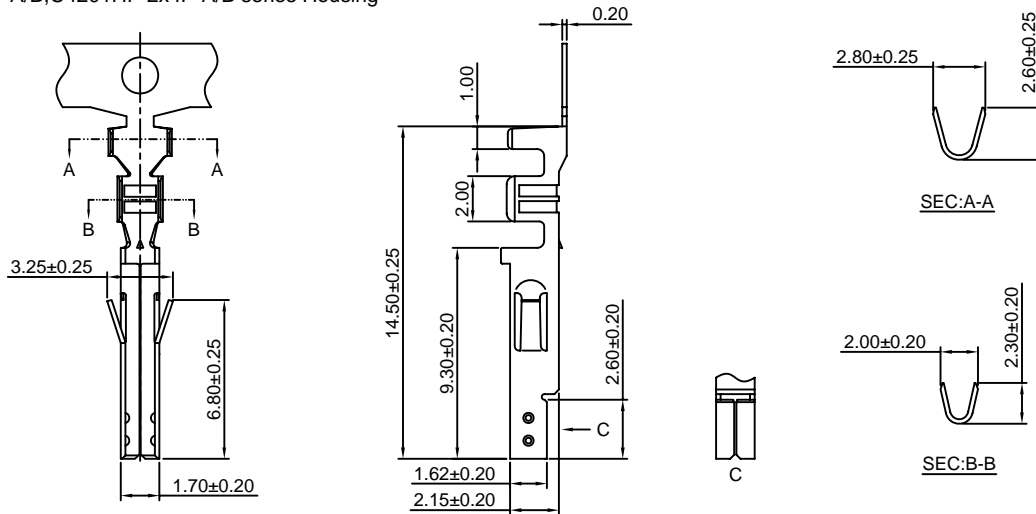
2x7P

C4201F-T

4.20mm pitch Crimp Terminal

Reference Informations:

*Used in CJT C4201HF-XP, C4201HF, HFA, HFC-2xXP, C4201HF-2x3P-A/B, C4201HF-2x4P-A/B series Housing



Ordering information & Specifications:

Unit:mm

Part NO.	Wire Range	Insulation O.D.	Material	Finish	Qty/reel
C4201F-TB	AWG#22-#28	1.80mm(max)	Brass	Tin over Nickel	10,000 PCS
C4201F-TP	AWG#22-#28	1.80mm(max)	Phosphor Bronze	Tin over Nickel	10,000 PCS
C4201F-GB	AWG#22-#28	1.80mm(max)	Brass	Gold over Nickel	10,000 PCS
C4201F-GP	AWG#22-#28	1.80mm(max)	Phosphor Bronze	Gold over Nickel	10,000 PCS
C4201F-TCA	AWG#22-#28	1.80mm(max)	Copper Alloy	Tin over Nickel	10,000 PCS
C4201F-GCA	AWG#22-#28	1.80mm(max)	Copper Alloy	Gold over Nickel	10,000 PCS

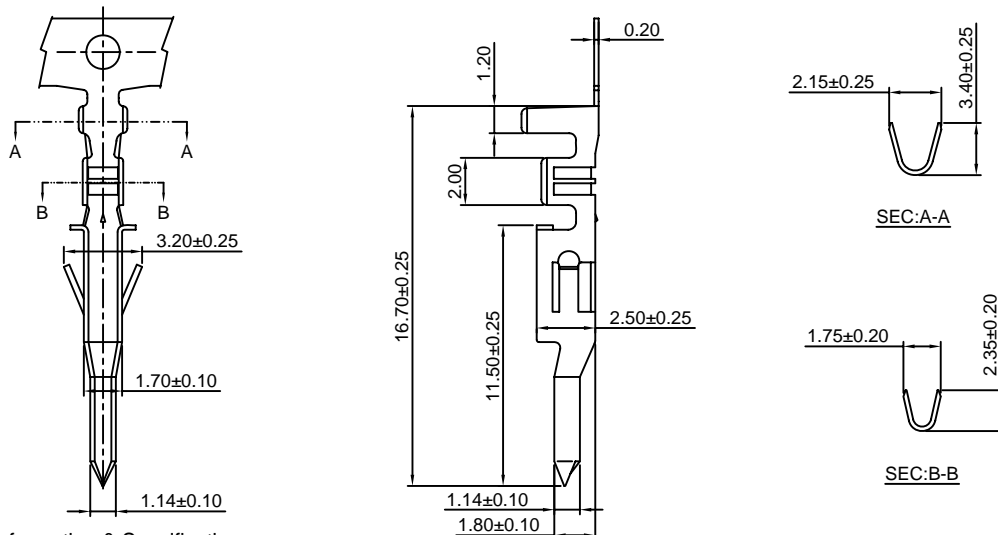
Optional Gold plating available but MOQ requested

C4201M-T

4.20mm pitch Crimp Terminal

Reference Informations:

*Used in CJT C4201HM, HMA-XP, C4201HM, HMA, HMB-2xXP, C4201HM-2xXP-A series Housing



Ordering information & Specifications:

Unit:mm

Part NO.	Wire Range	Insulation O.D.	Material	Finish	Qty/reel
C4201M-TB	AWG#22-#28	1.80mm(max)	Brass	Tin over Nickel	5,000 PCS
C4201M-TP	AWG#22-#28	1.80mm(max)	Phosphor Bronze	Tin over Nickel	5,000 PCS
C4201M-GB	AWG#22-#28	1.80mm(max)	Brass	Gold over Nickel	5,000 PCS
C4201M-GP	AWG#22-#28	1.80mm(max)	Phosphor Bronze	Gold over Nickel	5,000 PCS
C4201M-TCA	AWG#22-#28	1.80mm(max)	Copper Alloy	Tin over Nickel	5,000 PCS
C4201M-GCA	AWG#22-#28	1.80mm(max)	Copper Alloy	Gold over Nickel	5,000 PCS

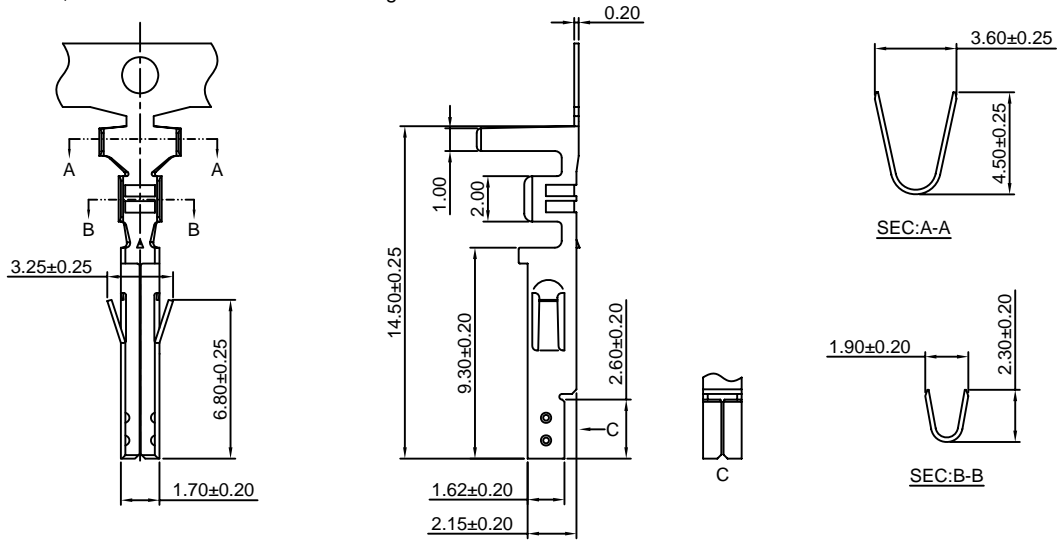
Optional Gold plating available but MOQ requested

C4201F-T-H

4.20mm pitch Crimp Terminal

Reference Informations:

*Used in CJT C4201HF-XP,C4201HF,HFA,HFC-2xXP, C4201HF-2x3P-A/B,C4201HF-2x4P-A/B series Housing



Ordering information & Specifications:

Unit:mm

Part NO.	Wire Range	Insulation O.D.	Material	Finish	Qty/reel
C4201F-TB-H	AWG#18-#24	3.10mm(max)	Brass	Tin over Nickel	4,500 PCS
C4201F-TP-H	AWG#18-#24	3.10mm(max)	Phosphor Bronze	Tin over Nickel	4,500 PCS
C4201F-GB-H	AWG#18-#24	3.10mm(max)	Brass	Gold over Nickel	4,500 PCS
C4201F-GP-H	AWG#18-#24	3.10mm(max)	Phosphor Bronze	Gold over Nickel	4,500 PCS

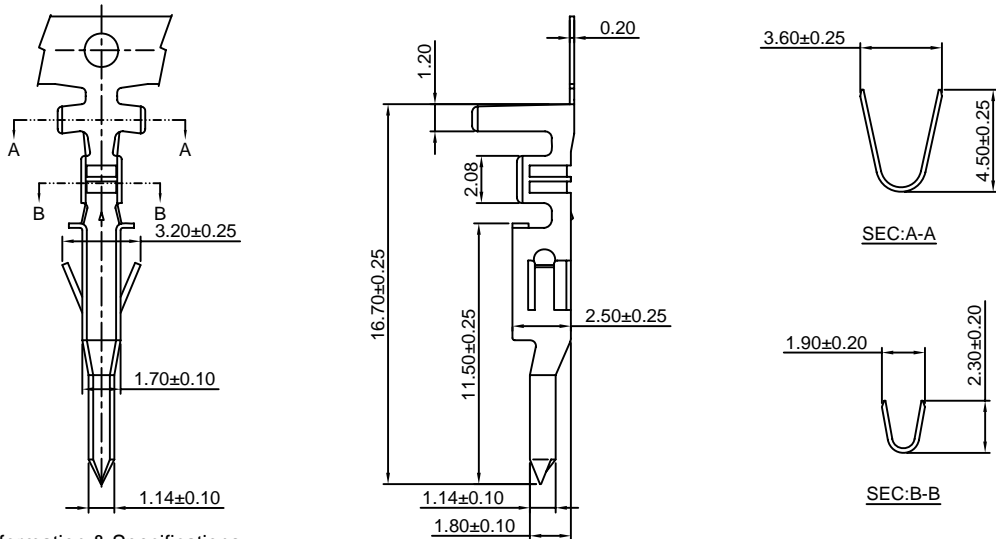
Optional Gold plating available but MOQ requested

C4201M-T-H

4.20mm pitch Crimp Terminal

Reference Informations:

*Used in CJT C4201HM,HMA-XP,C4201HM,HMA,HMB-2xXP,C4201HM-2xXP-A series Housing



Ordering information & Specifications:

Unit:mm

Part NO.	Wire Range	Insulation O.D.	Material	Finish	Qty/reel
C4201M-TB-H	AWG#18-#24	3.10mm(max)	Brass	Tin over Nickel	4,000 PCS
C4201M-TP-H	AWG#18-#24	3.10mm(max)	Phosphor Bronze	Tin over Nickel	4,000 PCS
C4201M-GB-H	AWG#18-#24	3.10mm(max)	Brass	Gold over Nickel	4,000 PCS
C4201M-GP-H	AWG#18-#24	3.10mm(max)	Phosphor Bronze	Gold over Nickel	4,000 PCS
C4201M-TCA-H	AWG#18-#24	3.10mm(max)	Copper Alloy	Tin over Nickel	4,000 PCS
C4201M-GCA-H	AWG#18-#24	3.10mm(max)	Copper Alloy	Gold over Nickel	4,000 PCS

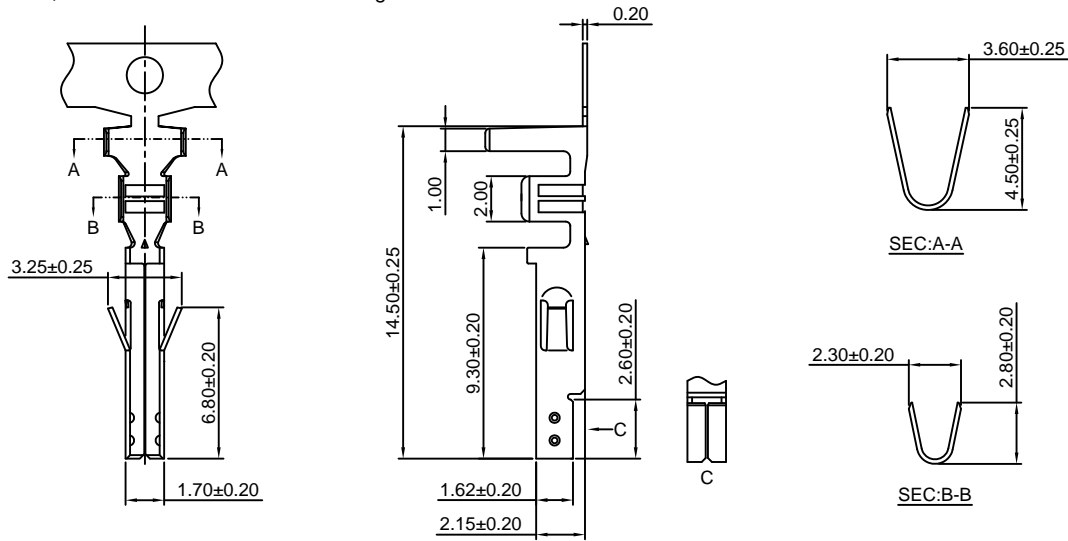
Optional Gold plating available but MOQ requested

C4201F-T-HH

4.20mm pitch Crimp Terminal

Reference Informations:

*Used in CJT C4201HF-XP, C4201HF, HFA, HFC-2xXP, C4201HF-2x3P-A/B, C4201HF-2x4P-A/B series Housing



Ordering information & Specifications:

Unit:mm

Part NO.	Wire Range	Insulation O.D.	Material	Finish	Qty/reel
C4201F-TB-HH	AWG#16	3.10mm(max)	Brass	Tin over Nickel	4,500 PCS
C4201F-TP-HH	AWG#16	3.10mm(max)	Phosphor Bronze	Tin over Nickel	4,500 PCS
C4201F-GB-HH	AWG#16	3.10mm(max)	Brass	Gold over Nickel	4,500 PCS
C4201F-GP-HH	AWG#16	3.10mm(max)	Phosphor Bronze	Gold over Nickel	4,500 PCS

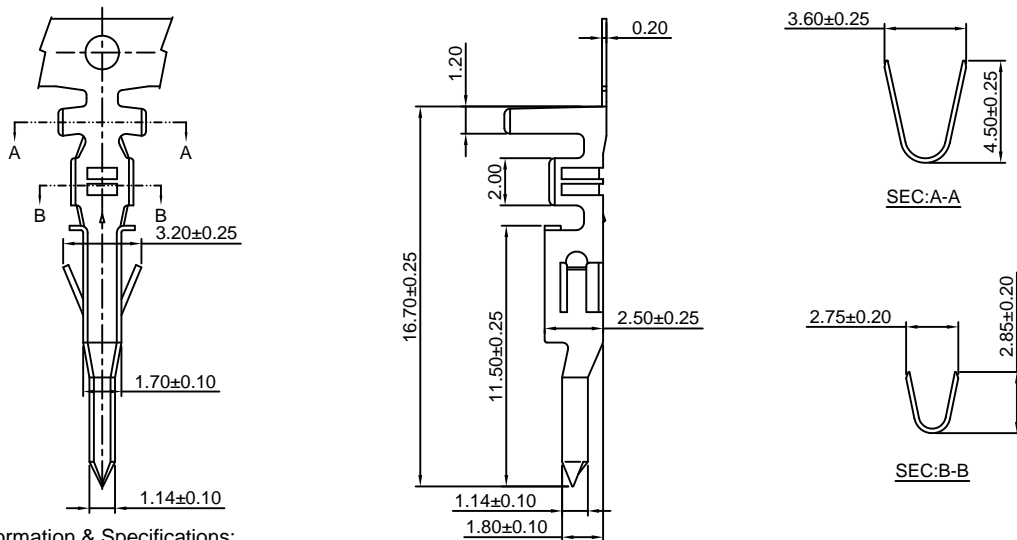
Optional Gold plating available but MOQ requested

C4201M-T-HH

4.20mm pitch Crimp Terminal

Reference Informations:

*Used in CJT C4201HM, HMA-XP, C4201HM, HMA, HMB-2xXP, C4201HM-2xXP-A series Housing



Ordering information & Specifications:

Unit:mm

Part NO.	Wire Range	Insulation O.D.	Material	Finish	Qty/reel
C4201M-TB-HH	AWG#16	3.10mm(max)	Brass	Tin over Nickel	4,000 PCS
C4201M-TP-HH	AWG#16	3.10mm(max)	Phosphor Bronze	Tin over Nickel	4,000 PCS
C4201M-GB-HH	AWG#16	3.10mm(max)	Brass	Gold over Nickel	4,000 PCS
C4201M-GP-HH	AWG#16	3.10mm(max)	Phosphor Bronze	Gold over Nickel	4,000 PCS
C4201M-TCA-HH	AWG#16	3.10mm(max)	Copper Alloy	Tin over Nickel	4,000 PCS
C4201M-GCA-HH	AWG#16	3.10mm(max)	Copper Alloy	Gold over Nickel	4,000 PCS

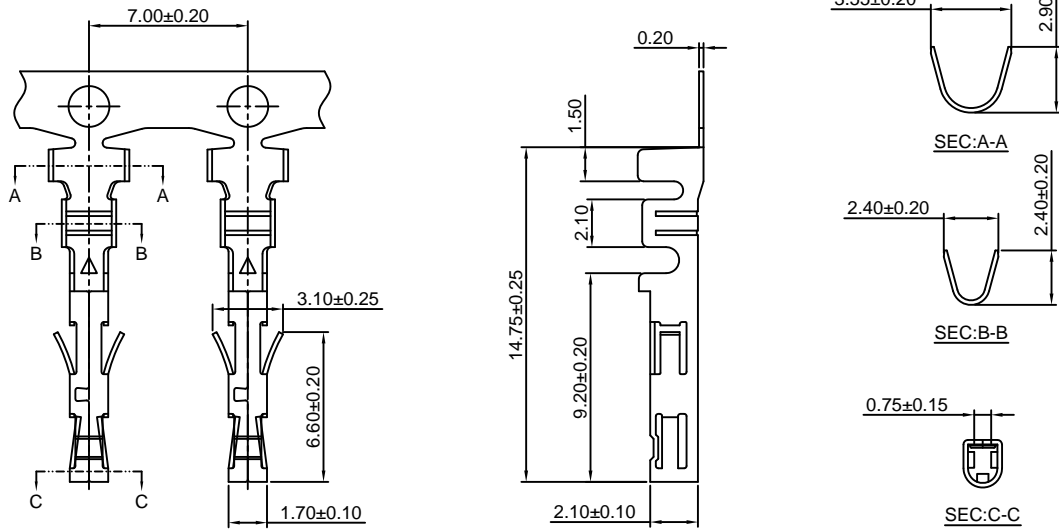
Optional Gold plating available but MOQ requested

C4201F-TCA-H

4.20mm pitch Crimp Terminal

Reference Informations:

*Used in CJT C4201HF-XP, C4201HF, HFA, HFC-2xXP, C4201HF-2x3P-A/B, C4201HF-2x4P-A/B series Housing



Ordering information & Specifications:

Unit:mm

Part NO.	Wire Range	Insulation O.D.	Material	Finish	Qty/reel
C4201F-TCA-H	AWG#20-#22	2.80mm(max)	Copper Alloy	Tin over Nickel	4,000 PCS
C4201F-GCA-H	AWG#20-#22	2.80mm(max)	Copper Alloy	Gold over Nickel	4,000 PCS

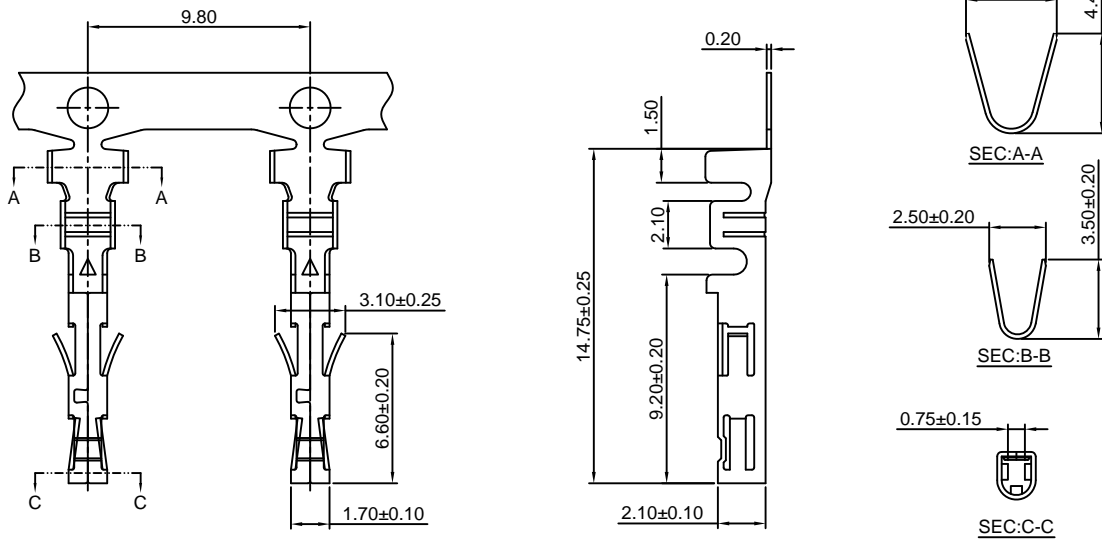
Optional Gold plating available but MOQ requested

C4201F-TCA-HH

4.20mm pitch Crimp Terminal

Reference Informations:

*Used in CJT C4201HF-XP, C4201HF, HFA, HFC-2xXP, C4201HF-2x3P-A/B, C4201HF-2x4P-A/B series Housing



Ordering information & Specifications:

Unit:mm

Part NO.	Wire Range	Insulation O.D.	Material	Finish	Qty/reel
C4201F-TCA-HH	AWG#16	3.10mm(max)	Copper Alloy	Tin over Nickel	5,000 PCS
C4201F-GCA-HH	AWG#16	3.10mm(max)	Copper Alloy	Gold over Nickel	5,000 PCS

Optional Gold plating available but MOQ requested

C4201HF-XP

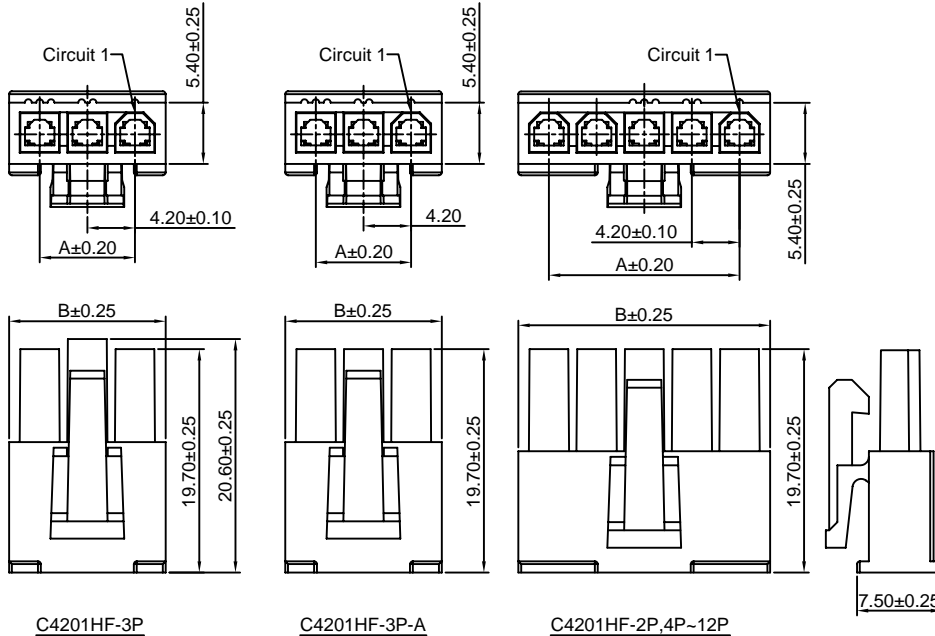
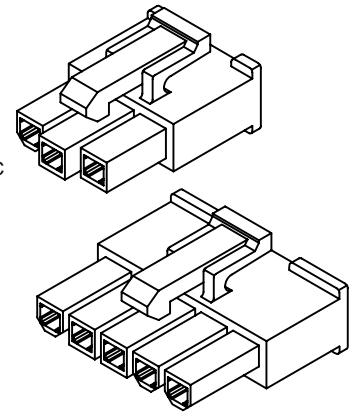
4.20mm Pitch Single Row Housing

Reference Informations:

- *Material: Nylon 66, UL94V-2 or UL94V-0
- *Suitable CJT C4201F-T(-H/-HH), C4201F-TCA-H(HH) series Terminal
- *Mates with CJT C4201HM, HMA-XP series Housing or C4201WV, WR-XP, C4201WVA-XP, C4201WVA-F-XP, C4201WR-E, WV-E1-XP, C4201WR-F, WV-F1-XP series Wafer
- *Color: Natural

Ordering Information:

- C4201HF-XP - ***
 1 2
 1. Part No.
 2. Material:
 (blank): Nylon 66, UL94V-2/Natural
 V0: Nylon 66, UL94V-0/White
 GWT: Nylon 66, UL94V-0, GWT 750°C



Ordering Information & Dimensions:

PART NO.	Dimensions	
	A	B
2P	4.20	9.60
3P	8.40	13.80
4P	12.60	18.00
5P	16.80	22.20
6P	21.00	26.40
7P	25.20	30.60
8P	29.40	34.80
9P	33.60	39.00
10P	37.80	43.20
11P	42.00	47.40
12P	46.20	51.60

Unit: mm

C4201HM-XP

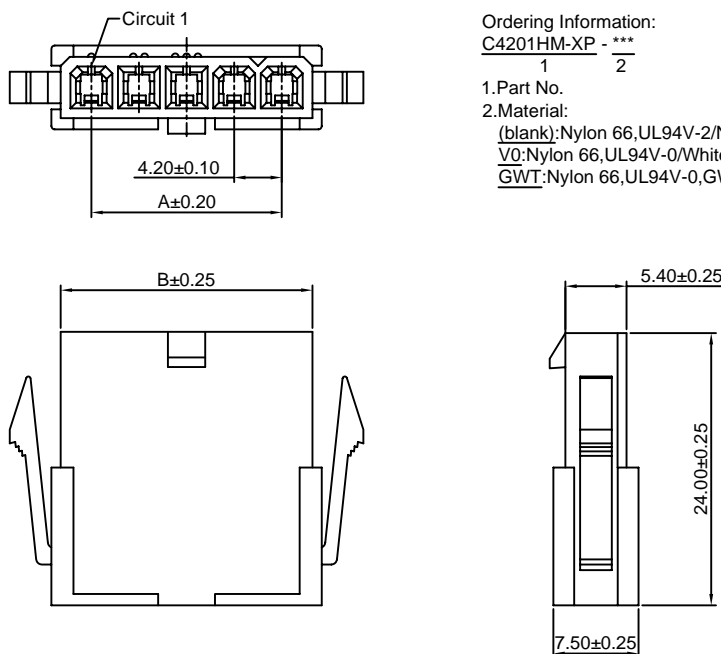
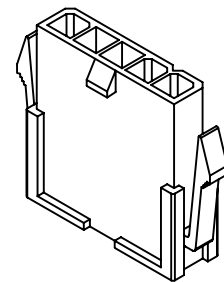
4.20mm Pitch Single Row Housing

Reference Informations:

- *Material: Nylon 66, UL94V-2 or UL94V-0
- *Suitable CJT C4201M-T(-H/-HH) series Terminal
- *Mates with CJT C4201HF-XP series Housing
- *Color: Natural

Ordering Information:

- C4201HM-XP - ***
 1 2
 1. Part No.
 2. Material:
 (blank): Nylon 66, UL94V-2/Natural
 V0: Nylon 66, UL94V-0/White
 GWT: Nylon 66, UL94V-0, GWT 750°C



Ordering Information & Dimensions:

PART NO.	Dimensions	
	A	B
2P	4.20	9.60
3P	8.40	13.80
4P	12.60	18.00
5P	16.80	22.20
6P	21.00	26.40
7P	25.20	30.60
8P	29.40	34.80
9P	33.60	39.00
10P	37.80	43.20
11P	42.00	47.40
12P	46.20	51.60

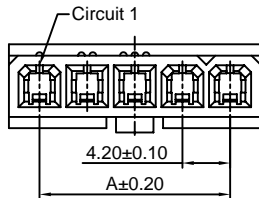
Unit: mm

C4201HMA-XP

4.20mm Pitch Single Row Housing - Without Mounting Ears

Reference Informations:

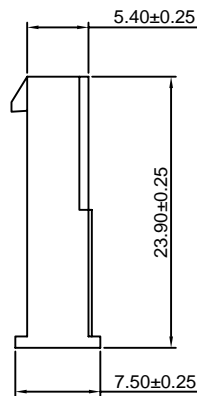
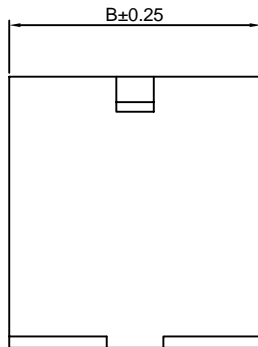
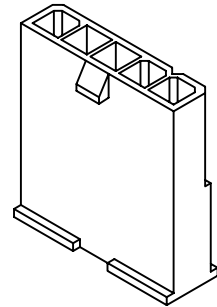
- *Material:Nylon 66,UL94V-2 or UL94V-0
- *Suitable CJT C4201M-T(-H/-HH) series Terminal
- *Mates with CJT C4201HF-XP series Housing
- *Color:Natural



Ordering Information:

C4201HMA-XP - ***
1 2

- 1.Part No.
- 2.Material:
(blank):Nylon 66,UL94V-2/Natural
V0:Nylon 66,UL94V-0/White
GWT:Nylon 66,UL94V-0,GWT 750°C



Ordering Information & Dimensions:

PART NO.	Dimensions	
	A	B
2P	4.20	9.60
3P	8.40	13.80
4P	12.60	18.00
5P	16.80	22.20
6P	21.00	26.40
7P	25.20	30.60
8P	29.40	34.80
9P	33.60	39.00
10P	37.80	43.20
11P	42.00	47.40
12P	46.20	51.60

Unit: mm

C4201HF-2xXP

4.20mm pitch Dual Row Housing

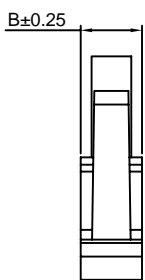
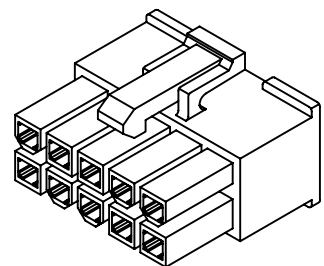
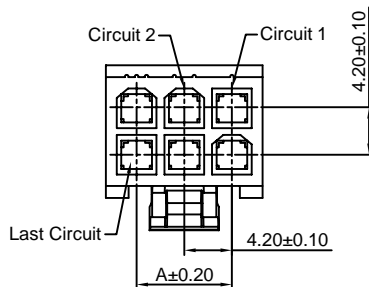
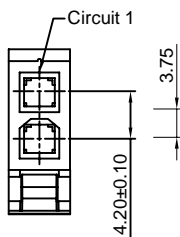
Reference Informations:

- *Material:Nylon 66,UL94V-2 or UL94V-0
- *Suitable CJT C4201F-T(-H/-HH),C4201F-TCA-H(HH) series Terminal
- *Mates with CJT C4201HM,HMA-2xXP,C4201HM-2xXP-A series Housing or C4201WV,WR-2xXP,C4201WVA,WVD-2xXP,C4201WVA-F,WVD-F-2xXP,C4201WR-E-2xXP,C4201WR-F-2xXP,C4201WV-S-2xXP series Wafer
- *Color:Natural

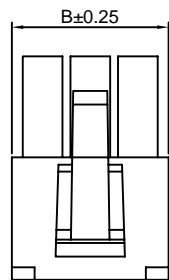
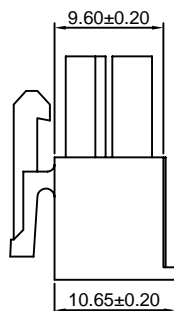
Ordering Information:

C4201HF-2xXP - ***
1 2

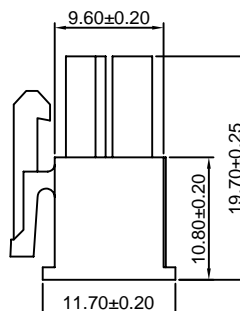
- 1.Part No.
- 2.Material:
(blank):Nylon 66,UL94V-2/Natural
V0:Nylon 66,UL94V-0/White
GWT:Nylon 66,UL94V-0,GWT 750°C



2x1P



2x2P-2x12P



Ordering Information & Dimensions:

PART NO.	Dimensions	
	A	B
2x1P	----	5.40
2x2P	4.20	9.60
2x3P	8.40	13.80
2x4P	12.60	18.00
2x5P	16.80	22.20
2x6P	21.00	26.40
2x7P	25.20	30.60
2x8P	29.40	34.80
2x9P	33.60	39.00
2x10P	37.80	43.20
2x11P	42.00	47.40
2x12P	46.20	51.60

Unit: mm

C4201HFC-2xXP

4.20mm Pitch Dual Row Housing

Reference Informations:

- *Material: Nylon 66, UL94V-2 or UL94V-0
- *Suitable CJT C4201F-T(-H/-HH), C4201F-TCA-H(HH) series Terminal
- *Mates with CJT C4201HM, HMA-2xXP, C4201HM-2xXP-A series Housing or C4201WV, WR-2xXP, C4201WVA, WVD-2xXP, C4201WVA-F, WVD-F-2xXP, C4201WR-E-2xXP, C4201WR-F-2xXP, C4201WV-S-2xXP series Wafer
- *Color: Natural

Ordering Information:

C4201HFC-2xXP - *** - **
1 2 3

1. Part No.

2. Material:

(Blank): Nylon 66, UL94V-2

V0: Nylon 66, UL94V-0

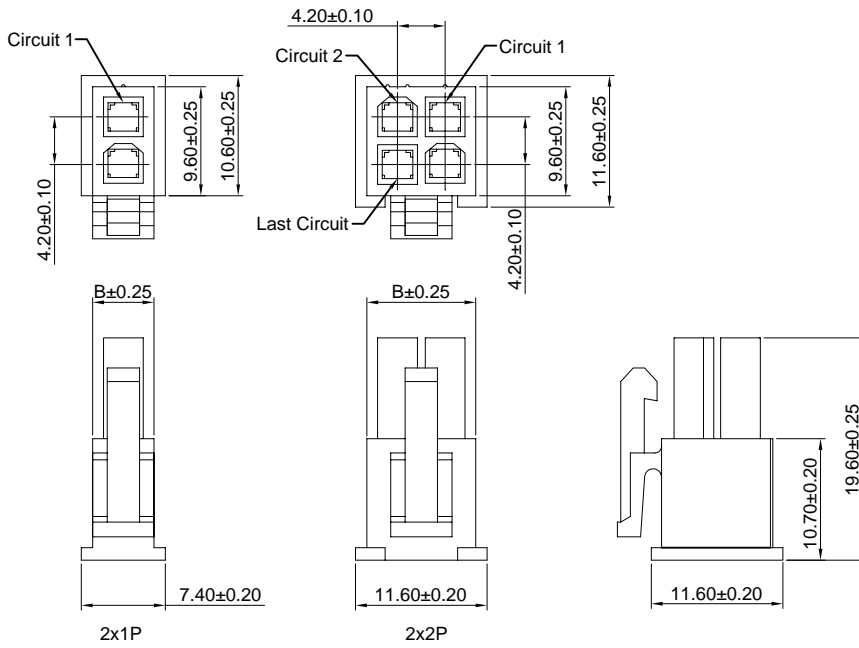
GWT: Nylon 66, UL94V-0, GWT 750°C

3. Color:

(Blank): Natural

WH: White

BK: Black



Ordering Information & Dimensions:

PART NO.	Dimensions	
	A	B
2x1P	----	5.40
2x2P	4.20	9.60

Unit: mm

C4201HM-2xXP

4.20mm pitch Dual Row Housing

Reference Informations:

- *Material: Nylon 66, UL94V-2 or UL94V-0
- *Suitable CJT C4201M-T(-H/-HH) series Terminal
- *Mates with CJT C4201HF, HFC-2xXP series Housing
- *Color: Natural

Ordering Information:

C4201HM-2xXP - ***
1 2

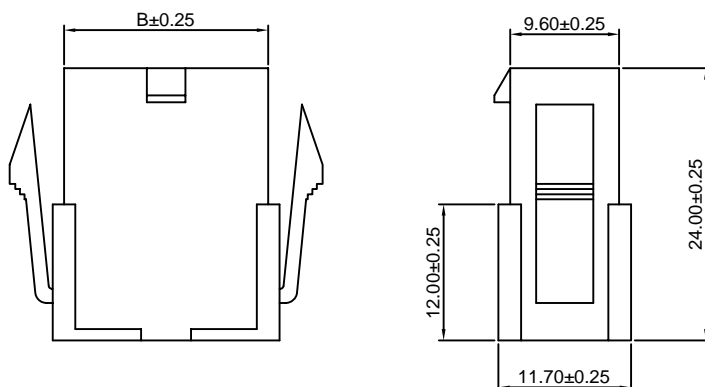
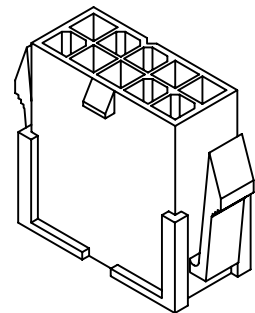
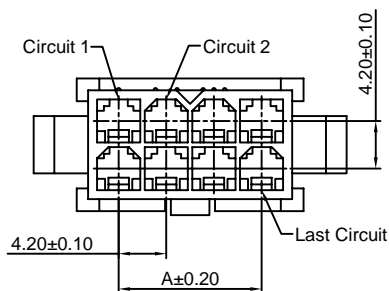
1. Part No.

2. Material:

(blank): Nylon 66, UL94V-2/Natural

V0: Nylon 66, UL94V-0/White

GWT: Nylon 66, UL94V-0, GWT 750°C



Ordering Information & Dimensions:

PART NO.	Dimensions	
	A	B
2x1P	----	5.40
2x2P	4.20	9.60
2x3P	8.40	13.80
2x4P	12.60	18.00
2x5P	16.80	22.20
2x6P	21.00	26.40
2x7P	25.20	30.60
2x8P	29.40	34.80
2x9P	33.60	39.00
2x10P	37.80	43.20
2x11P	42.00	47.40
2x12P	46.20	51.60

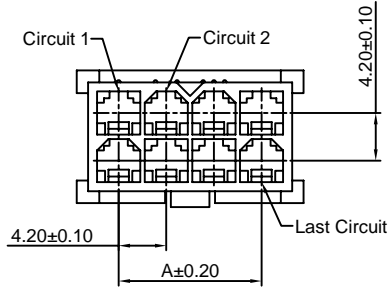
Unit: mm

C4201HM-2xXP-A

4.20mm pitch Dual Row Housing - Without Mounting Ears

Reference Informations:

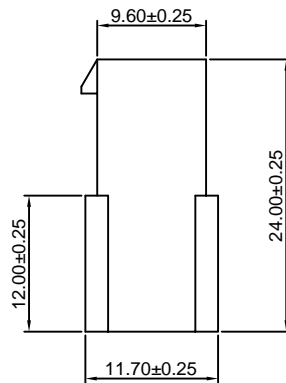
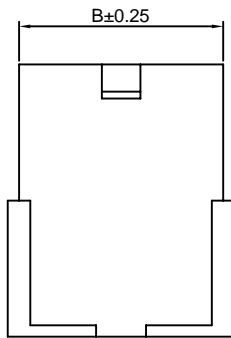
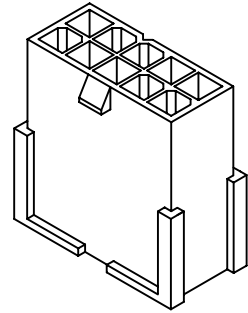
- *Material: Nylon 66, UL94V-2 or UL94V-0
- *Suitable CJT C4201M-T(-H/-HH) series Terminal
- *Mates with CJT C4201HF, HFC-2xXP series Housing
- *Color: Natural



Ordering Information:

C4201HM-2xXP-A - ***
1 / 2

- Part No.
- Material:
(blank): Nylon 66, UL94V-2/Natural
V0: Nylon 66, UL94V-0/White
GWT: Nylon 66, UL94V-0, GWT 750°C



Ordering Information & Dimensions:

PART NO.	Dimensions	
	A	B
2x1P	----	5.40
2x2P	4.20	9.60
2x3P	8.40	13.80
2x4P	12.60	18.00
2x5P	16.80	22.20
2x6P	21.00	26.40
2x7P	25.20	30.60
2x8P	29.40	34.80
2x9P	33.60	39.00
2x10P	37.80	43.20
2x11P	42.00	47.40
2x12P	46.20	51.60

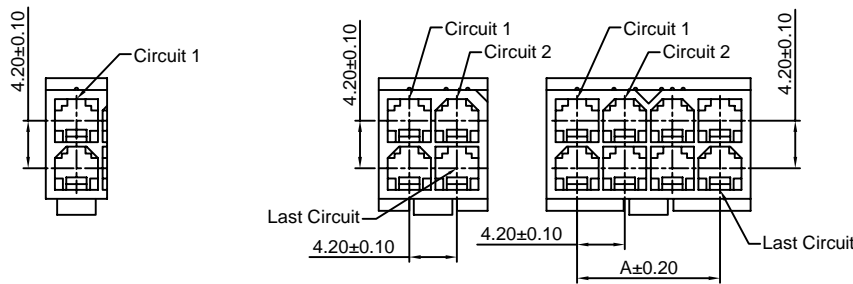
Unit: mm

C4201HMA-2xXP

4.20mm pitch Dual Row Housing - Without Mounting Ears

Reference Informations:

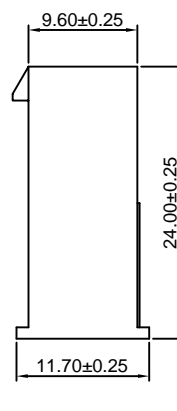
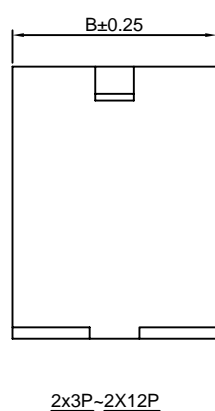

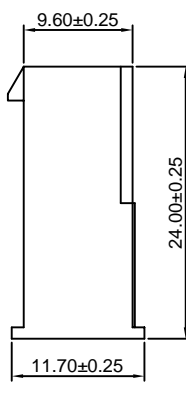
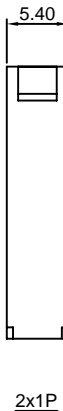
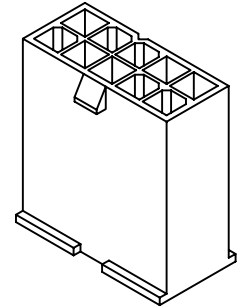
- *Material: Nylon 66, UL94V-2 or UL94V-0
- *Suitable CJT C4201M-T(-H/-HH) series Terminal
- *Mates with CJT C4201HF, HFC-2xXP series Housing
- *Color: Natural



Ordering Information:

C4201HMA-2xXP - ***
1 / 2

- Part No.
- Material:
(blank): Nylon 66, UL94V-2/Natural
V0: Nylon 66, UL94V-0/White
GWT: Nylon 66, UL94V-0, GWT 750°C



Ordering Information & Dimensions:

PART NO.	Dimensions	
	A	B
2x1P	----	5.40
2x2P	4.20	9.60
2x3P	8.40	13.80
2x4P	12.60	18.00
2x5P	16.80	22.20
2x6P	21.00	26.40
2x7P	25.20	30.60
2x8P	29.40	34.80
2x9P	33.60	39.00
2x10P	37.80	43.20
2x11P	42.00	47.40
2x12P	46.20	51.60

Unit: mm

C4201WV-XP

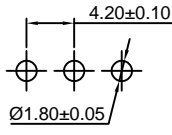
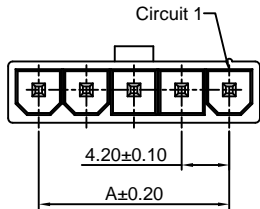
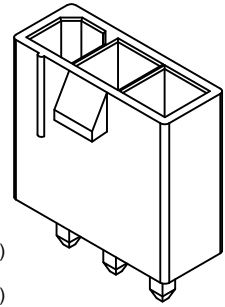
4.20mm pitch 180° Single Row Wafer - Without Drain Holes

Reference Informations:

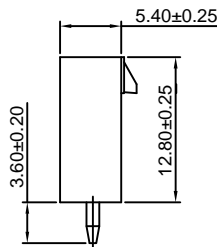
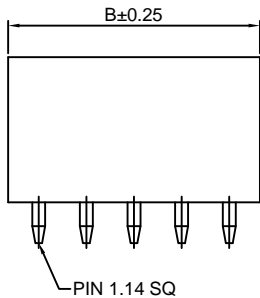
- *Material:Pin:Brass/Tin over Nickel
Insulator:Nylon 66,UL94V-2 or UL94V-0
- *Mates with CJT C4201HF-XP series Housing
- *Color:Natural

Ordering Information:
C4201WV-XP - *** - ***
1 2 3

- Part No.
- Material:
(blank):Nylon 66,UL94V-2/Natural
V0:Nylon 66,UL94V-0/White
GWT:Nylon 66,UL94V-0,GWT 750°C
- Pin Material and Finish:
(blank):Brass/Tin over Nickel
G:Brass/Gold-flash
G15:Brass/15µin (0.38µm) MIN.Select Gold(Mating Area)
100µin (2.54µm) MIN.Select Tin
G30:Brass/30µin (0.76µm) MIN.Select Gold(Mating Area)
100µin (2.54µm) MIN.Select Tin
TCA:Copper Alloy/Tin over Nickel
GCA:Copper Alloy/Gold-flash
GCA-G15:Copper Alloy/15µin (0.38µm) MIN.Select Gold(Mating Area)
100µin (2.54µm) MIN.Select Tin
GCA-G30:Copper Alloy/30µin (0.76µm) MIN.Select Gold(Mating Area)
100µin (2.54µm) MIN.Select Tin



P.C.B LAYOUT



Ordering Information & Dimensions:

PART NO.	Dimensions	
	A	B
2P	4.20	9.60
3P	8.40	13.80
4P	12.60	18.00
5P	16.80	22.20
6P	21.00	26.40
7P	25.20	30.60
8P	29.40	34.80
9P	33.60	39.00
10P	37.80	43.20
11P	42.00	47.40
12P	46.20	51.60

Unit: mm

C4201WVA(D)-XP

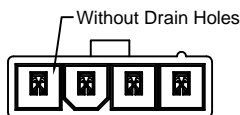
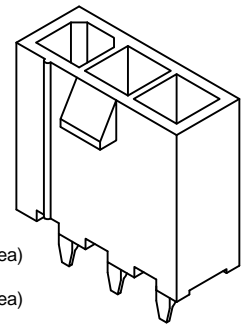
4.20mm pitch 180° Single Row Wafer - With Drain Holes

Reference Informations:

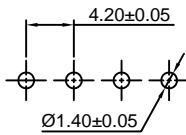
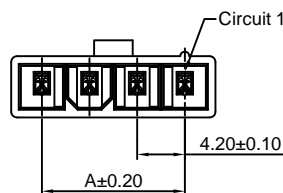
- *Material:Pin:Brass/Tin over Nickel
Insulator:Nylon 66,UL94V-2 or UL94V-0
- *Mates with CJT C4201HF-XP series Housing
- *Color:Natural

Ordering Information:
C4201WVA-XP - *** - ***
1 2 3

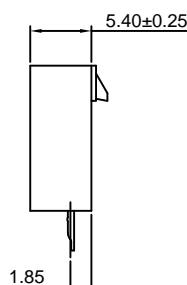
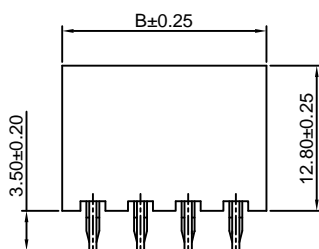
- Part No.
- Material:
(blank):Nylon 66,UL94V-2/Natural
V0:Nylon 66,UL94V-0/White
GWT:Nylon 66,UL94V-0,GWT 750°C
- Pin Material and Finish:
(blank):Brass/Tin over Nickel
G:Brass/Gold-flash
G15:Brass/15µin (0.38µm) MIN.Select Gold(Mating Area)
100µin (2.54µm) MIN.Select Tin
G30:Brass/30µin (0.76µm) MIN.Select Gold(Mating Area)
100µin (2.54µm) MIN.Select Tin
TCA:Copper Alloy/Tin over Nickel
GCA:Copper Alloy/Gold-flash
GCA-G15:Copper Alloy/15µin (0.38µm) MIN.Select Gold(Mating Area)
100µin (2.54µm) MIN.Select Tin
GCA-G30:Copper Alloy/30µin (0.76µm) MIN.Select Gold(Mating Area)
100µin (2.54µm) MIN.Select Tin



P/N:C4201WVD-XP



P.C.B LAYOUT



Ordering Information & Dimensions:

PART NO.	Dimensions	
	A	B
2P	4.20	9.60
3P	8.40	13.80
4P	12.60	18.00
5P	16.80	22.20
6P	21.00	26.40
7P	25.20	30.60
8P	29.40	34.80
9P	33.60	39.00
10P	37.80	43.20
11P	42.00	47.40
12P	46.20	51.60

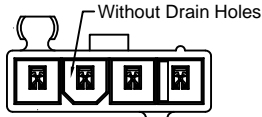
Unit: mm

C4201WVA(D)-F-XP

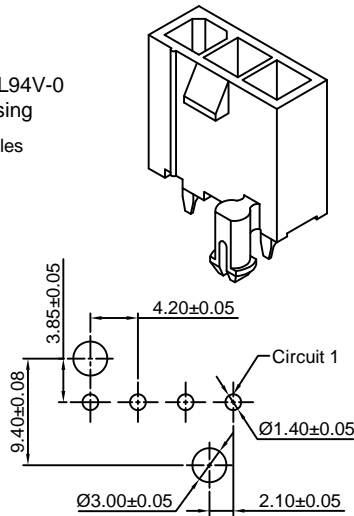
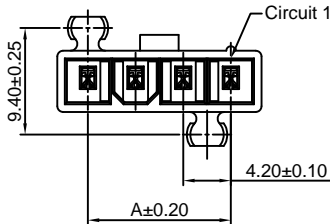
4.20mm pitch 180° Single Row Wafer With Pegs - With Drain Holes

Reference Informations:

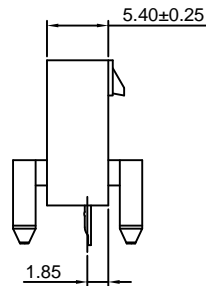
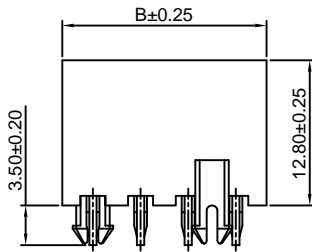
- *Material: Pin: Brass/Tin over Nickel
Insulator: Nylon 66, UL94V-2 or UL94V-0
- *Mates with CJT C4201HF-XP series Housing
- *Color: Natural



P/N: C4201WVD-F-XP



P.C.B LAYOUT



Ordering Information:
C4201WVA-F-XP - *** - ***
1 2 3

- Part No.
- Material:
(blank): Nylon 66, UL94V-2/Natural
V0: Nylon 66, UL94V-0/White
GWT: Nylon 66, UL94V-0, GWT 750°C
- Pin Material and Finish:
(blank): Brass/Tin over Nickel
G: Brass/Gold-flash
G15: Brass/15µm (0.38µm) MIN. Select Gold (Mating Area)
100µm (2.54µm) MIN. Select Tin
G30: Brass/30µm (0.76µm) MIN. Select Gold (Mating Area)
100µm (2.54µm) MIN. Select Tin
TCA: Copper Alloy/Tin over Nickel
GCA: Copper Alloy/Gold-flash
GCA-G15: Copper Alloy/15µm (0.38µm) MIN. Select Gold (Mating Area)
100µm (2.54µm) MIN. Select Tin
GCA-G30: Copper Alloy/30µm (0.76µm) MIN. Select Gold (Mating Area)
100µm (2.54µm) MIN. Select Tin

Ordering Information & Dimensions:

PART NO.	Dimensions	
	A	B
2P	4.20	9.60
3P	8.40	13.80
4P	12.60	18.00
5P	16.80	22.20
6P	21.00	26.40
7P	25.20	30.60
8P	29.40	34.80
9P	33.60	39.00
10P	37.80	43.20
11P	42.00	47.40
12P	46.20	51.60

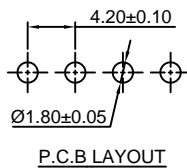
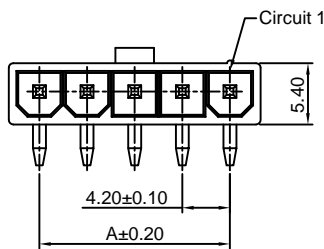
Unit: mm

C4201WR-XP

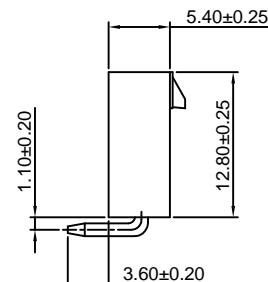
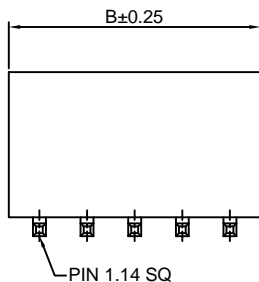
4.20mm pitch 90° Single Row Wafer - Without Drain Holes

Reference Informations:

- *Material: Pin: Brass/Tin over Nickel
Insulator: Nylon 66, UL94V-2 or UL94V-0
- *Mates with CJT C4201HF-XP series Housing
- *Color: Natural

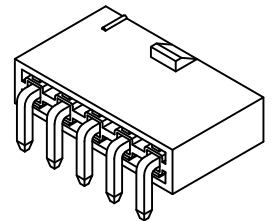


P.C.B LAYOUT



Ordering Information:
C4201WR-XP - *** - ***
1 2 3

- Part No.
- Material:
(blank): Nylon 66, UL94V-2/Natural
V0: Nylon 66, UL94V-0/White
GWT: Nylon 66, UL94V-0, GWT 750°C
- Pin Material and Finish:
(blank): Brass/Tin over Nickel
G: Brass/Gold-flash
G15: Brass/15µm (0.38µm) MIN. Select Gold (Mating Area)
100µm (2.54µm) MIN. Select Tin
G30: Brass/30µm (0.76µm) MIN. Select Gold (Mating Area)
100µm (2.54µm) MIN. Select Tin
TCA: Copper Alloy/Tin over Nickel
GCA: Copper Alloy/Gold-flash
GCA-G15: Copper Alloy/15µm (0.38µm) MIN. Select Gold (Mating Area)
100µm (2.54µm) MIN. Select Tin
GCA-G30: Copper Alloy/30µm (0.76µm) MIN. Select Gold (Mating Area)
100µm (2.54µm) MIN. Select Tin



Ordering Information & Dimensions:

PART NO.	Dimensions	
	A	B
2P	4.20	9.60
3P	8.40	13.80
4P	12.60	18.00
5P	16.80	22.20
6P	21.00	26.40
7P	25.20	30.60
8P	29.40	34.80
9P	33.60	39.00
10P	37.80	43.20
11P	42.00	47.40
12P	46.20	51.60

Unit: mm

C4201WR-E-XP

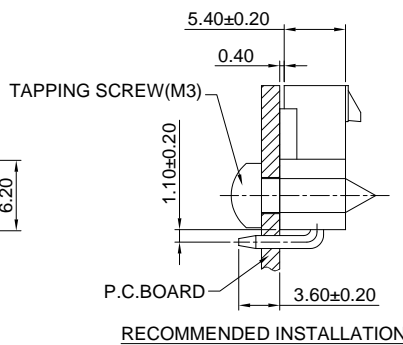
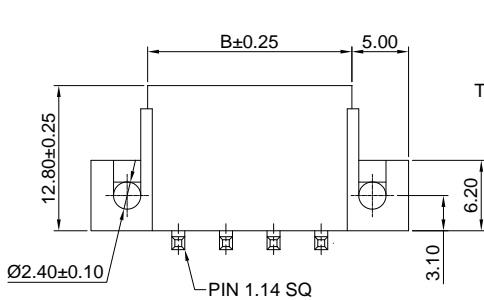
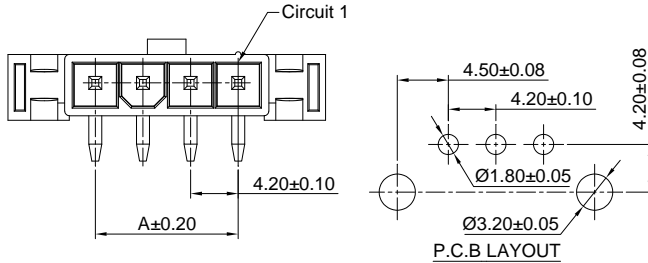
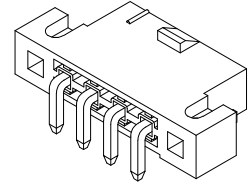
4.20mm pitch 90° Single Row Wafer With Ear - Without Drain Holes

Reference Informations:

- *Material: Pin: Brass/Tin over Nickel
Insulator: Nylon 66, UL94V-2 or UL94V-0
- *Mates with CJT C4201HF-XP series Housing
- *Color: Natural

Ordering Information:
C4201WR-E-XP - *** - ***
1 2 3

- Part No.
- Material:
(blank): Nylon 66, UL94V-2/Natural
V0: Nylon 66, UL94V-0/White
GWT: Nylon 66, UL94V-0, GWT 750°C
- Pin Material and Finish:
(blank): Brass/Tin over Nickel
G: Brass/Gold-flash
G15: Brass/15µm (0.38µm) MIN. Select Gold (Mating Area)
100µm (2.54µm) MIN. Select Tin
G30: Brass/30µm (0.76µm) MIN. Select Gold (Mating Area)
100µm (2.54µm) MIN. Select Tin
TCA: Copper Alloy/Tin over Nickel
GCA: Copper Alloy/Gold-flash
GCA-G15: Copper Alloy/15µm (0.38µm) MIN. Select Gold (Mating Area)
100µm (2.54µm) MIN. Select Tin
GCA-G30: Copper Alloy/30µm (0.76µm) MIN. Select Gold (Mating Area)
100µm (2.54µm) MIN. Select Tin



Ordering Information & Dimensions:

PART NO.	Dimensions	
	A	B
2P	4.20	9.60
3P	8.40	13.80
4P	12.60	18.00
5P	16.80	22.20
6P	21.00	26.40
7P	25.20	30.60
8P	29.40	34.80
9P	33.60	39.00
10P	37.80	43.20
11P	42.00	47.40
12P	46.20	51.60

Unit: mm

C4201WR-F-XP

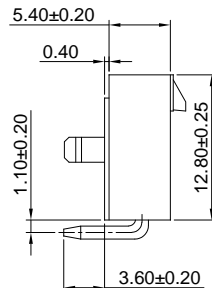
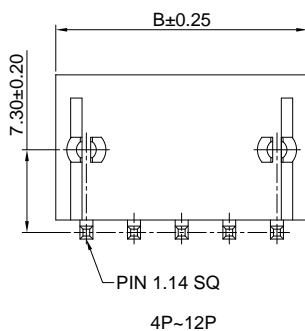
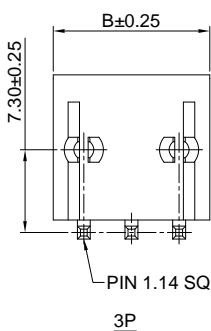
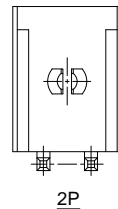
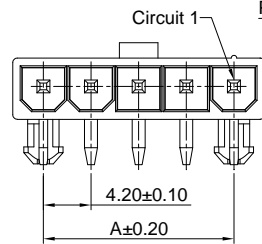
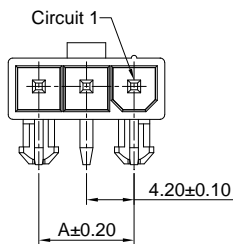
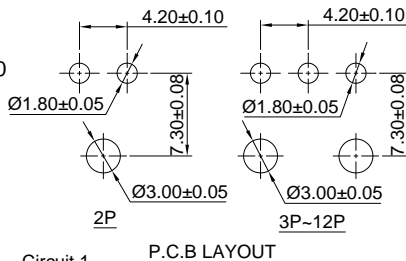
4.20mm pitch 90° Single Row Wafer With Foot - Without Drain Holes

Reference Informations:

- *Material: Pin: Brass/Tin over Nickel
Insulator: Nylon 66, UL94V-2 or UL94V-0
- *Mates with CJT C4201HF-XP series Housing
- *Color: Natural

Ordering Information:
C4201WR-F-XP - *** - ***
1 2 3

- Part No.
- Material:
(blank): Nylon 66, UL94V-2/Natural
V0: Nylon 66, UL94V-0/White
GWT: Nylon 66, UL94V-0, GWT 750°C
- Pin Material and Finish:
(blank): Brass/Tin over Nickel
G: Brass/Gold-flash
G15: Brass/15µm (0.38µm) MIN. Select Gold (Mating Area)
100µm (2.54µm) MIN. Select Tin
G30: Brass/30µm (0.76µm) MIN. Select Gold (Mating Area)
100µm (2.54µm) MIN. Select Tin
TCA: Copper Alloy/Tin over Nickel
GCA: Copper Alloy/Gold-flash
GCA-G15: Copper Alloy/15µm (0.38µm) MIN. Select Gold (Mating Area)
100µm (2.54µm) MIN. Select Tin
GCA-G30: Copper Alloy/30µm (0.76µm) MIN. Select Gold (Mating Area)
100µm (2.54µm) MIN. Select Tin



Ordering Information & Dimensions:

PART NO.	Dimensions	
	A	B
2P	4.20	9.60
3P	8.40	13.80
4P	12.60	18.00
5P	16.80	22.20
6P	21.00	26.40
7P	25.20	30.60
8P	29.40	34.80
9P	33.60	39.00
10P	37.80	43.20
11P	42.00	47.40
12P	46.20	51.60

Unit: mm

C4201WV-E1-XP

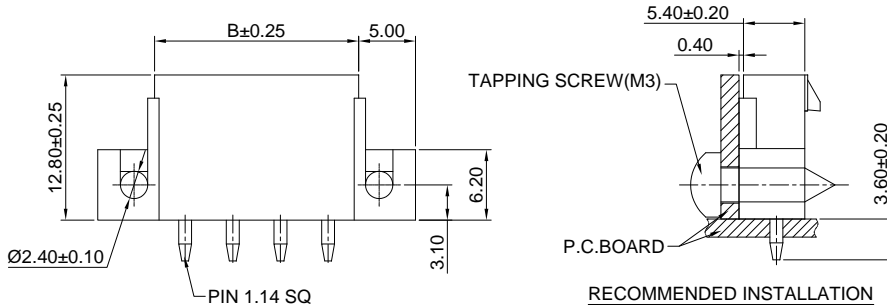
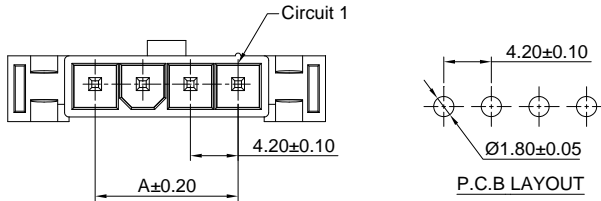
4.20mm pitch 180° Single Row Wafer With Ear - Without Drain Holes

Reference Informations:

- *Material: Pin: Brass/Tin over Nickel
Insulator: Nylon 66, UL94V-2 or UL94V-0
- *Mates with CJT C4201HF-XP series Housing
- *Color: Natural

Ordering Information:
C4201WV-E1-XP - *** - ***
1 2 3

- Part No.
- Material:
(blank): Nylon 66, UL94V-2/Natural
V0: Nylon 66, UL94V-0/White
GWT: Nylon 66, UL94V-0, GWT 750°C
- Pin Material and Finish:
(blank): Brass/Tin over Nickel
G: Brass/Gold-flash
G15: Brass/15µm (0.38µm) MIN. Select Gold (Mating Area)
100µm (2.54µm) MIN. Select Tin
G30: Brass/30µm (0.76µm) MIN. Select Gold (Mating Area)
100µm (2.54µm) MIN. Select Tin
TCA: Copper Alloy/Tin over Nickel
GCA: Copper Alloy/Gold-flash
GCA-G15: Copper Alloy/15µm (0.38µm) MIN. Select Gold (Mating Area)
100µm (2.54µm) MIN. Select Tin
GCA-G30: Copper Alloy/30µm (0.76µm) MIN. Select Gold (Mating Area)
100µm (2.54µm) MIN. Select Tin



Ordering Information & Dimensions:

PART NO.	Dimensions	
	A	B
3P	8.40	13.80
4P	12.60	18.00
5P	16.80	22.20
6P	21.00	26.40
7P	25.20	30.60
8P	29.40	34.80
9P	33.60	39.00
10P	37.80	43.20
11P	42.00	47.40
12P	46.20	51.60

Unit: mm

C4201WV-F1-XP

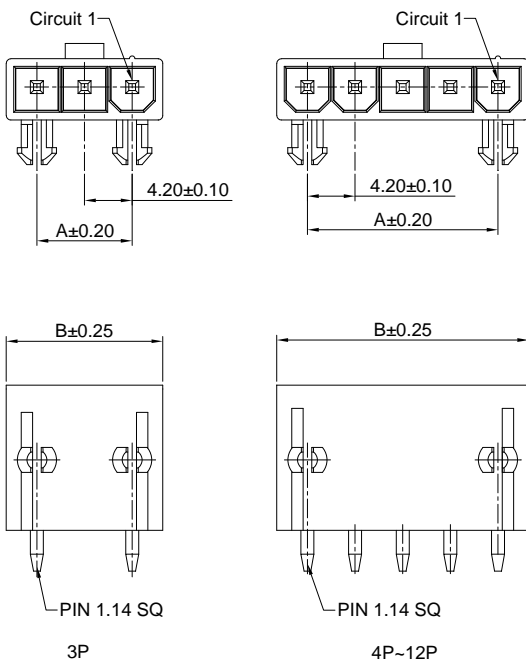
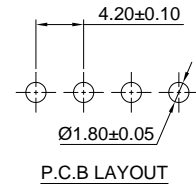
4.20mm pitch 180° Single Row Wafer With Foot - Without Drain Holes

Reference Informations:

- *Material: Pin: Brass/Tin over Nickel
Insulator: Nylon 66, UL94V-2 or UL94V-0
- *Mates with CJT C4201HF-XP series Housing
- *Color: Natural

Ordering Information:
C4201WV-F1-XP - *** - ***
1 2 3

- Part No.
- Material:
(blank): Nylon 66, UL94V-2/Natural
V0: Nylon 66, UL94V-0/White
GWT: Nylon 66, UL94V-0, GWT 750°C
- Pin Material and Finish:
(blank): Brass/Tin over Nickel
G: Brass/Gold-flash
G15: Brass/15µm (0.38µm) MIN. Select Gold (Mating Area)
100µm (2.54µm) MIN. Select Tin
G30: Brass/30µm (0.76µm) MIN. Select Gold (Mating Area)
100µm (2.54µm) MIN. Select Tin
TCA: Copper Alloy/Tin over Nickel
GCA: Copper Alloy/Gold-flash
GCA-G15: Copper Alloy/15µm (0.38µm) MIN. Select Gold (Mating Area)
100µm (2.54µm) MIN. Select Tin
GCA-G30: Copper Alloy/30µm (0.76µm) MIN. Select Gold (Mating Area)
100µm (2.54µm) MIN. Select Tin



Ordering Information & Dimensions:

PART NO.	Dimensions	
	A	B
3P	8.40	13.80
4P	12.60	18.00
5P	16.80	22.20
6P	21.00	26.40
7P	25.20	30.60
8P	29.40	34.80
9P	33.60	39.00
10P	37.80	43.20
11P	42.00	47.40
12P	46.20	51.60

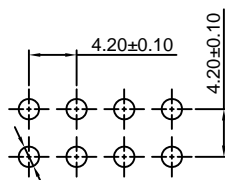
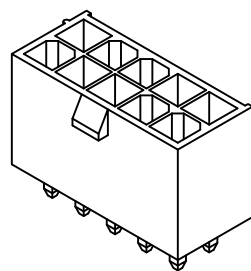
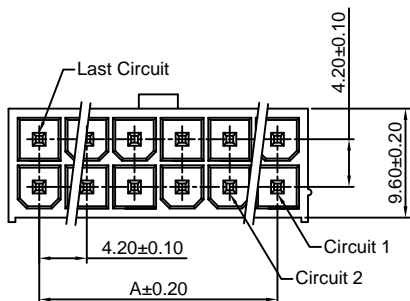
Unit: mm

C4201WV-2xXP

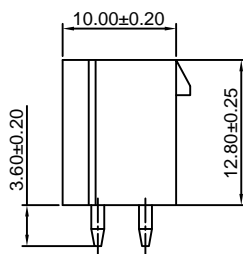
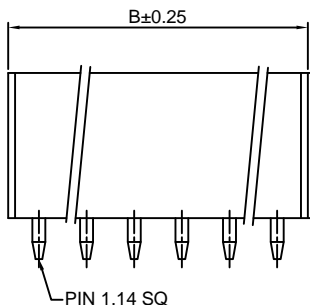
4.20mm pitch 180° Dual Row Wafer - Without Drain Holes

Reference Informations:

- *Material: Pin: Brass/Tin over Nickel
Insulator: Nylon 66, UL94V-2 or UL94V-0
- *Mates with CJT C4201HF, HFC-2xXP series Housing
- *Color: Natural



P.C.B LAYOUT



Ordering Information:

C4201WV-2xXP - *** - ***
1 2 3

- Part No.
- Material:
(blank): Nylon 66, UL94V-2/Natural
V0: Nylon 66, UL94V-0/White
GWT: Nylon 66, UL94V-0, GWT 750°C
- Pin Material and Finish:
(blank): Brass/Tin over Nickel
G: Brass/Gold-flash
G15: Brass/15µm (0.38µm) MIN. Select Gold (Mating Area)
100µm (2.54µm) MIN. Select Tin
G30: Brass/30µm (0.76µm) MIN. Select Gold (Mating Area)
100µm (2.54µm) MIN. Select Tin
TCA: Copper Alloy/Tin over Nickel
GCA: Copper Alloy/Gold-flash
GCA-G15: Copper Alloy/15µm (0.38µm) MIN. Select Gold (Mating Area)
100µm (2.54µm) MIN. Select Tin
GCA-G30: Copper Alloy/30µm (0.76µm) MIN. Select Gold (Mating Area)
100µm (2.54µm) MIN. Select Tin

Ordering Information & Dimensions:

PART NO.	Dimensions	
	A	B
2x1P	----	5.40
2x2P	4.20	9.60
2x3P	8.40	13.80
2x4P	12.60	18.00
2x5P	16.80	22.20
2x6P	21.00	26.40
2x7P	25.20	30.60
2x8P	29.40	34.80
2x9P	33.60	39.00
2x10P	37.80	43.20
2x11P	42.00	47.40
2x12P	46.20	51.60

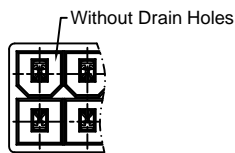
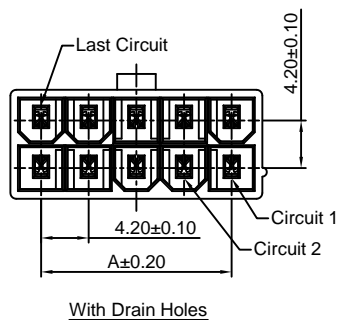
Unit: mm

C4201WVA(D)-2xXP

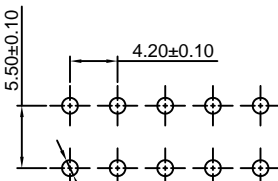
4.20mm pitch 180° Dual Row Wafer - With Drain Holes

Reference Informations:

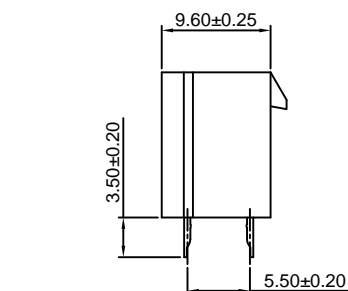
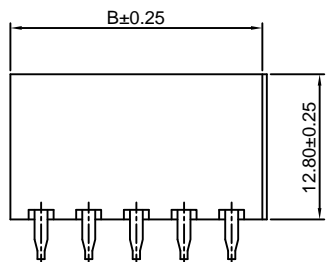
- *Material: Pin: Brass/Tin over Nickel
Insulator: Nylon 66, UL94V-2 or UL94V-0
- *Mates with CJT C4201HF, HFC-2xXP series Housing
- *Color: Natural



P/N: C4201WVD-2xXP



P.C.B LAYOUT



Ordering Information:

C4201WVA(D)-2xXP - *** - ***
1 2 3

- Part No.
- Material:
(blank): Nylon 66, UL94V-2/Natural
V0: Nylon 66, UL94V-0/White
GWT: Nylon 66, UL94V-0, GWT 750°C
- Pin Material and Finish:
(blank): Brass/Tin over Nickel
G: Brass/Gold-flash
G15: Brass/15µm (0.38µm) MIN. Select Gold (Mating Area)
100µm (2.54µm) MIN. Select Tin
G30: Brass/30µm (0.76µm) MIN. Select Gold (Mating Area)
100µm (2.54µm) MIN. Select Tin
TCA: Copper Alloy/Tin over Nickel
GCA: Copper Alloy/Gold-flash
GCA-G15: Copper Alloy/15µm (0.38µm) MIN. Select Gold (Mating Area)
100µm (2.54µm) MIN. Select Tin
GCA-G30: Copper Alloy/30µm (0.76µm) MIN. Select Gold (Mating Area)
100µm (2.54µm) MIN. Select Tin

Ordering Information & Dimensions:

PART NO.	Dimensions	
	A	B
2x1P	----	5.40
2x2P	4.20	9.60
2x3P	8.40	13.80
2x4P	12.60	18.00
2x5P	16.80	22.20
2x6P	21.00	26.40
2x7P	25.20	30.60
2x8P	29.40	34.80
2x9P	33.60	39.00
2x10P	37.80	43.20
2x11P	42.00	47.40
2x12P	46.20	51.60

Unit: mm

C4201WVA(D)-F-2xXP

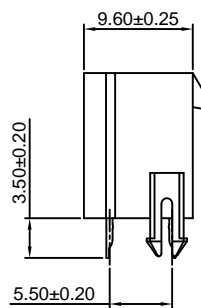
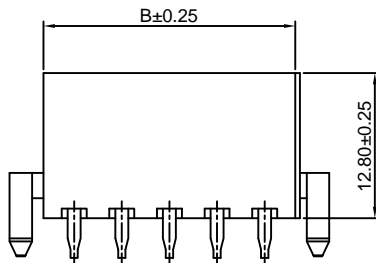
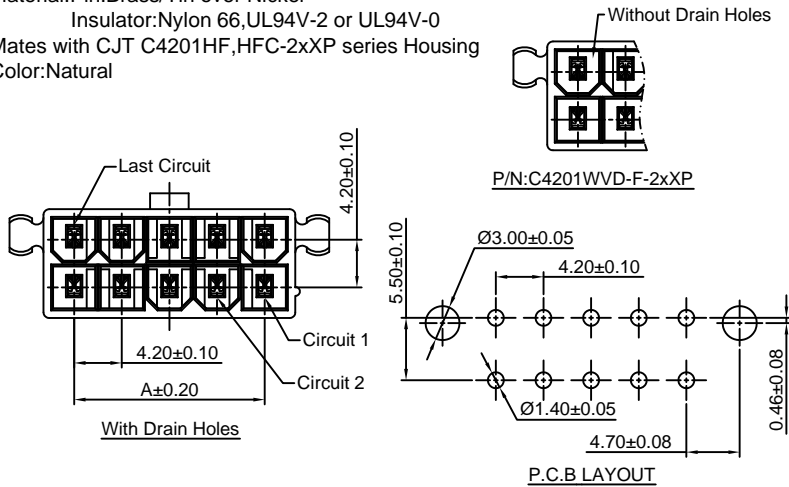
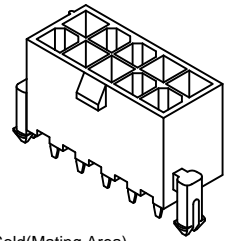
4.20mm pitch 180° Dual Row Wafer With Foot - With Drain Holes

Reference Informations:

- *Material: Pin: Brass/Tin over Nickel
Insulator: Nylon 66, UL94V-2 or UL94V-0
- *Mates with CJT C4201HF, HFC-2xXP series Housing
- *Color: Natural

Ordering Information:
C4201WVA(D)-F-2xXP - *** - ***
1 2 3

1. Part No.
2. Material:
(blank): Nylon 66, UL94V-2/Natural
V0: Nylon 66, UL94V-0/White
GWT: Nylon 66, UL94V-0, GWT 750°C
3. Pin Material and Finish:
(blank): Brass/Tin over Nickel
G: Brass/Gold-flash
G15: Brass/15µm (0.38µm) MIN. Select Gold (Mating Area)
100µm (2.54µm) MIN. Select Tin
G30: Brass/30µm (0.76µm) MIN. Select Gold (Mating Area)
100µm (2.54µm) MIN. Select Tin
TCA: Copper Alloy/Tin over Nickel
GCA: Copper Alloy/Gold-flash
GCA-G15: Copper Alloy/15µm (0.38µm) MIN. Select Gold (Mating Area)
100µm (2.54µm) MIN. Select Tin
GCA-G30: Copper Alloy/30µm (0.76µm) MIN. Select Gold (Mating Area)
100µm (2.54µm) MIN. Select Tin



Ordering Information & Dimensions:

PART NO.	Dimensions	
	A	B
2x1P	----	5.40
2x2P	4.20	9.60
2x3P	8.40	13.80
2x4P	12.60	18.00
2x5P	16.80	22.20
2x6P	21.00	26.40
2x7P	25.20	30.60
2x8P	29.40	34.80
2x9P	33.60	39.00
2x10P	37.80	43.20
2x11P	42.00	47.40
2x12P	46.20	51.60

Unit: mm

C4201WR-2xXP

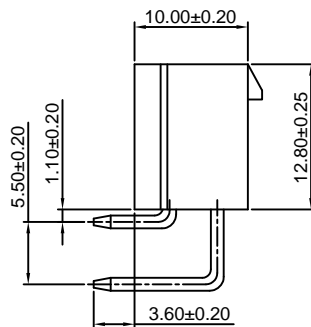
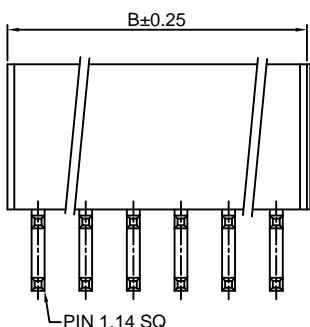
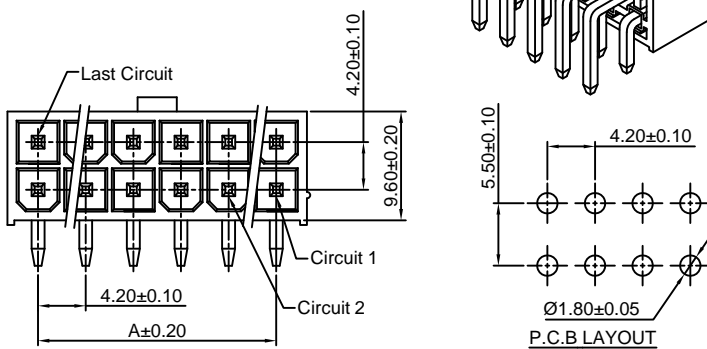
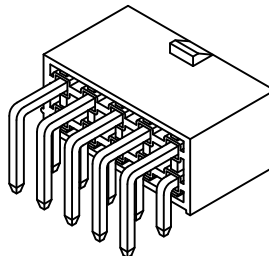
4.20mm pitch 90° Dual Row Wafer - Without Drain Holes

Reference Informations:

- *Material: Pin: Brass/Tin over Nickel
Insulator: Nylon 66, UL94V-2 or UL94V-0
- *Mates with CJT C4201HF, HFC-2xXP series Housing
- *Color: Natural

Ordering Information:
C4201WR-2xXP - *** - ***
1 2 3

1. Part No.
2. Material:
(blank): Nylon 66, UL94V-2/Natural
V0: Nylon 66, UL94V-0/White
GWT: Nylon 66, UL94V-0, GWT 750°C
3. Pin Material and Finish:
(blank): Brass/Tin over Nickel
G: Brass/Gold-flash
G15: Brass/15µm (0.38µm) MIN. Select Gold (Mating Area)
100µm (2.54µm) MIN. Select Tin
G30: Brass/30µm (0.76µm) MIN. Select Gold (Mating Area)
100µm (2.54µm) MIN. Select Tin
TCA: Copper Alloy/Tin over Nickel
GCA: Copper Alloy/Gold-flash
GCA-G15: Copper Alloy/15µm (0.38µm) MIN. Select Gold (Mating Area)
100µm (2.54µm) MIN. Select Tin
GCA-G30: Copper Alloy/30µm (0.76µm) MIN. Select Gold (Mating Area)
100µm (2.54µm) MIN. Select Tin



Ordering Information & Dimensions:

PART NO.	Dimensions	
	A	B
2x1P	----	5.40
2x2P	4.20	9.60
2x3P	8.40	13.80
2x4P	12.60	18.00
2x5P	16.80	22.20
2x6P	21.00	26.40
2x7P	25.20	30.60
2x8P	29.40	34.80
2x9P	33.60	39.00
2x10P	37.80	43.20
2x11P	42.00	47.40
2x12P	46.20	51.60

Unit: mm

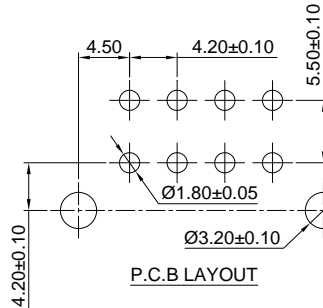
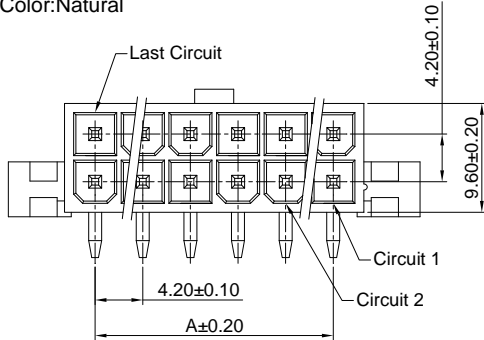
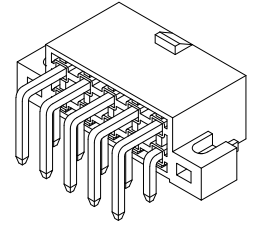
C4201WR-E-2xXP

4.20mm pitch 90° Dual Row Wafer With Ear - Without Drain Holes

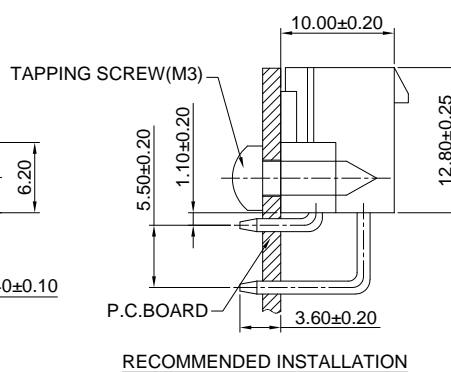
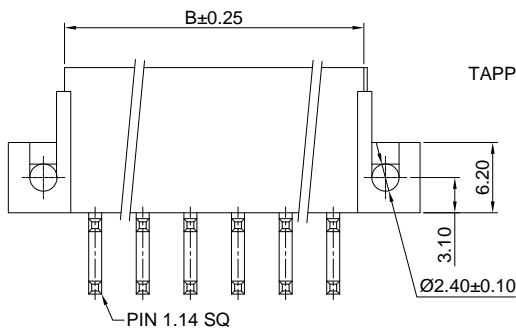
Reference Informations:

- *Material: Pin: Brass/Tin over Nickel
Insulator: Nylon 66, UL94V-2 or UL94V-0
- *Mates with CJT C4201HF, HFC-2xXP series Housing
- *Color: Natural

Ordering Information:
C4201WR-E-2xXP - *** - ***
1 2 3



- Part No.
- Material:
(blank): Nylon 66, UL94V-2/Natural
V0: Nylon 66, UL94V-0/White
GWT: Nylon 66, UL94V-0, GWT 750°C
- Pin Material and Finish:
(blank): Brass/Tin over Nickel
G: Brass/Gold-flash
G15: Brass/15µin (0.38µm) MIN. Select Gold (Mating Area)
100µin (2.54µm) MIN. Select Tin
G30: Brass/30µin (0.76µm) MIN. Select Gold (Mating Area)
100µin (2.54µm) MIN. Select Tin
TCA: Copper Alloy/Tin over Nickel
GCA: Copper Alloy/Gold-flash
GCA-G15: Copper Alloy/15µin (0.38µm) MIN. Select Gold (Mating Area)
100µin (2.54µm) MIN. Select Tin
GCA-G30: Copper Alloy/30µin (0.76µm) MIN. Select Gold (Mating Area)
100µin (2.54µm) MIN. Select Tin



Ordering Information & Dimensions:

PART NO.	Dimensions	
	A	B
2x1P	----	5.40
2x2P	4.20	9.60
2x3P	8.40	13.80
2x4P	12.60	18.00
2x5P	16.80	22.20
2x6P	21.00	26.40
2x7P	25.20	30.60
2x8P	29.40	34.80
2x9P	33.60	39.00
2x10P	37.80	43.20
2x11P	42.00	47.40
2x12P	46.20	51.60

Unit: mm

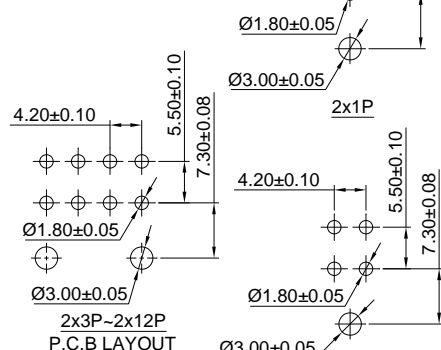
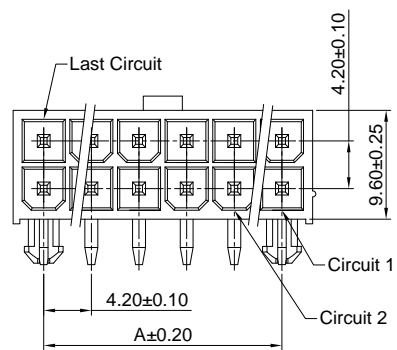
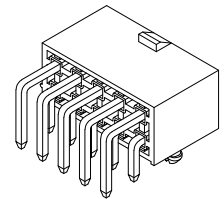
C4201WR-F-2xXP

4.20mm pitch 90° Dual Row Wafer With Foot - Without Drain Holes

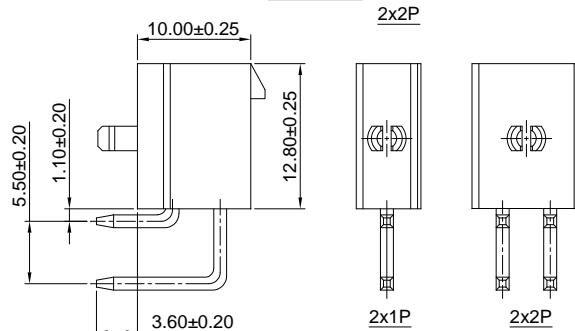
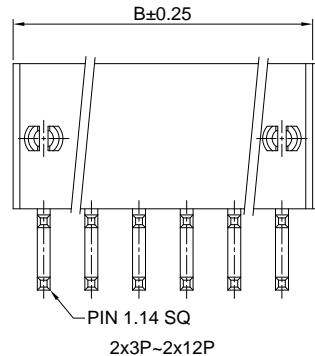
Reference Informations:

- *Material: Pin: Brass/Tin over Nickel
Insulator: Nylon 66, UL94V-2 or UL94V-0
- *Mates with CJT C4201HF, HFC-2xXP series Housing
- *Color: Natural

Ordering Information:
C4201WR-F-2xXP - *** - ***
1 2 3



- Part No.
- Material:
(blank): Nylon 66, UL94V-2/Natural
V0: Nylon 66, UL94V-0/White
GWT: Nylon 66, UL94V-0, GWT 750°C
- Pin Material and Finish:
(blank): Brass/Tin over Nickel
G: Brass/Gold-flash
G15: Brass/15µin (0.38µm) MIN. Select Gold (Mating Area)
100µin (2.54µm) MIN. Select Tin
G30: Brass/30µin (0.76µm) MIN. Select Gold (Mating Area)
100µin (2.54µm) MIN. Select Tin
TCA: Copper Alloy/Tin over Nickel
GCA: Copper Alloy/Gold-flash
GCA-G15: Copper Alloy/15µin (0.38µm) MIN. Select Gold (Mating Area)
100µin (2.54µm) MIN. Select Tin
GCA-G30: Copper Alloy/30µin (0.76µm) MIN. Select Gold (Mating Area)
100µin (2.54µm) MIN. Select Tin



Ordering Information & Dimensions:

PART NO.	Dimensions	
	A	B
2x1P	----	5.40
2x2P	4.20	9.60
2x3P	8.40	13.80
2x4P	12.60	18.00
2x5P	16.80	22.20
2x6P	21.00	26.40
2x7P	25.20	30.60
2x8P	29.40	34.80
2x9P	33.60	39.00
2x10P	37.80	43.20
2x11P	42.00	47.40
2x12P	46.20	51.60

Unit: mm

C4201HF-2x3P-A/B

4.20mm pitch Dual Row Housing - Special Type

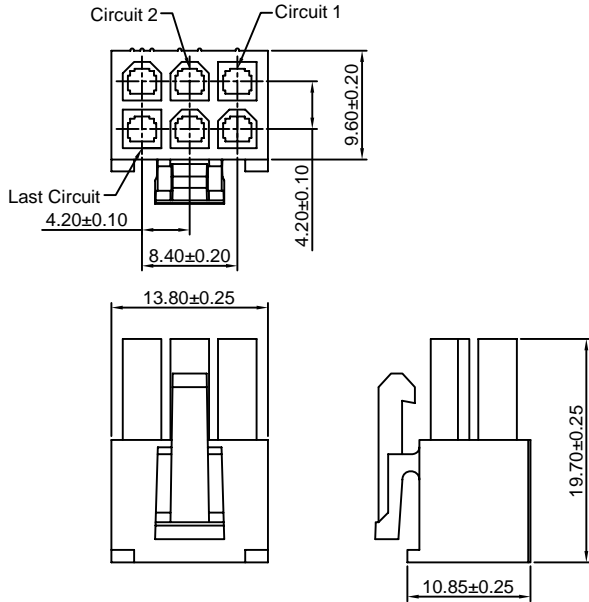
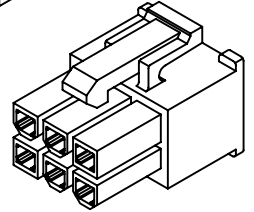
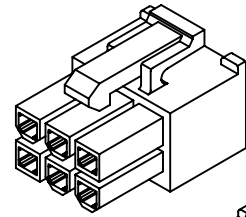
Reference Informations:

- *Material: Nylon 66, UL94V-2 or UL94V-0
- *Suitable CJT C4201F-T(-H/-HH), C4201F-TCA-H(HH) series Terminal
- *Mates with CJT C4201HM or C4201WV special type series dual row Housing or Wafer
- *Color: Black

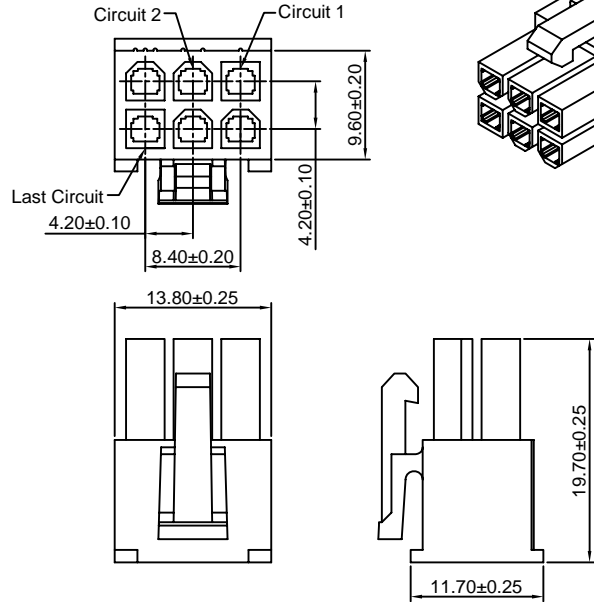
Ordering Information:

C4201HF-2x3P - * - ***
 1 2 3

1. Part No.
2. Style:
A: TYPE A
B: TYPE B
3. Material:
(blank): Nylon 66, UL94V-2
V0: Nylon 66, UL94V-0
GWT: Nylon 66, UL94V-0, GWT 750°C



C4201HF-2x3P-A



C4201HF-2x3P-B

Unit: mm

C4201HF-2x4P-A/B

4.20mm pitch Dual Row Housing - Special Type

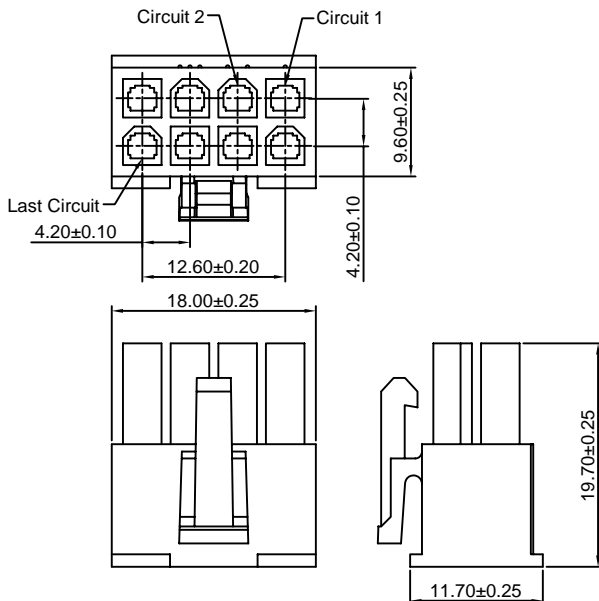
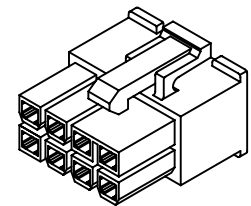
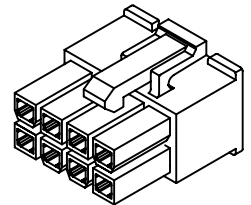
Reference Informations:

- *Material: Nylon 66, UL94V-2 or UL94V-0
- *Suitable CJT C4201F-T(-H/-HH), C4201F-TCA-H(HH) series Terminal
- *Mates with CJT C4201HM or C4201WV special type series dual row Housing or Wafer
- *Color: Black

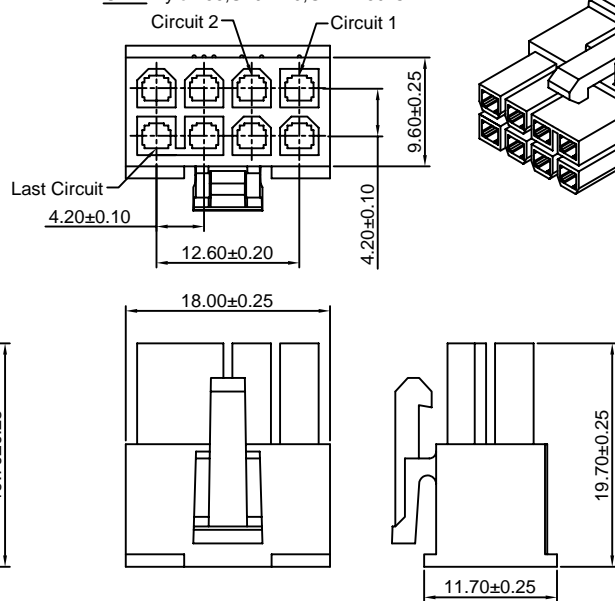
Ordering Information:

C4201HF-2x4P - * - ***
 1 2 3

1. Part No.
2. Style:
A: TYPE A
B: TYPE B
3. Material:
(blank): Nylon 66, UL94V-2
V0: Nylon 66, UL94V-0
GWT: Nylon 66, UL94V-0, GWT 750°C



C4201HF-2x4P-A



C4201HF-2x4P-B

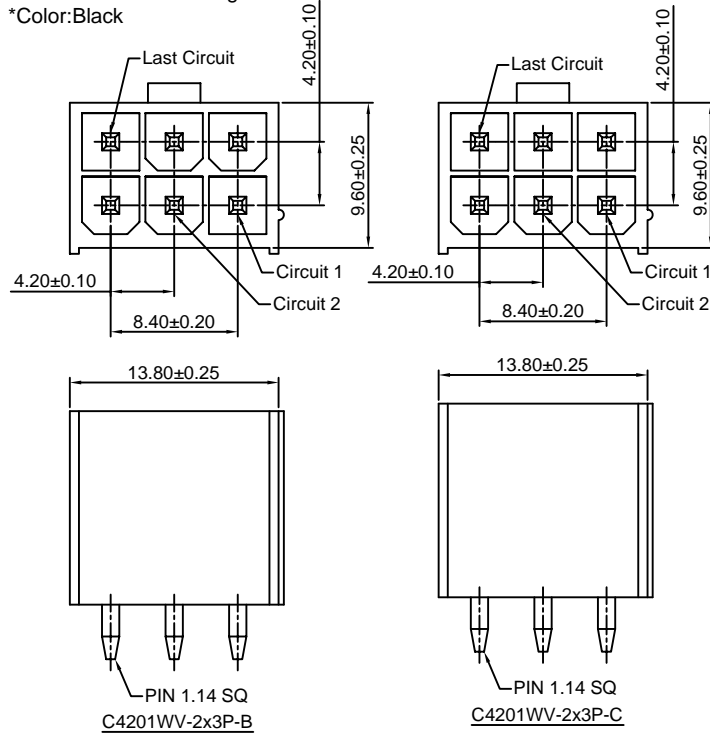
Unit: mm

C4201WV-2x3P-B/C

4.20mm pitch Dual Row Wafer - Special Type - Without Drain Holes

Reference Informations:

- *Material: Pin: Brass/Tin over Nickel
Insulator: Nylon 66, UL94V-2 or UL94V-0
- *Mates with CJT C4201HF-2x3P-A/B special type series dual row Housing
- *Color: Black



Ordering Information:

C4201WV-2x3P - * - *** - ***
1 2 3 4

- Part No.
- Style:
B: TYPE B
C: TYPE C
- Material:
(blank): Nylon 66, UL94V-2
V0: Nylon 66, UL94V-0
GWT: Nylon 66, UL94V-0, GWT 750°C
- Pin Material and Finish:
(blank): Brass/Tin over Nickel
G: Brass/Gold-flash
G15: Brass/15µm (0.38µm) MIN. Select Gold (Mating Area)
100µm (2.54µm) MIN. Select Tin
G30: Brass/30µm (0.76µm) MIN. Select Gold (Mating Area)
100µm (2.54µm) MIN. Select Tin
TCA: Copper Alloy/Tin over Nickel
GCA: Copper Alloy/Gold-flash
GCA-G15: Copper Alloy/15µm (0.38µm) MIN. Select Gold (Mating Area)
100µm (2.54µm) MIN. Select Tin
GCA-G30: Copper Alloy/30µm (0.76µm) MIN. Select Gold (Mating Area)
100µm (2.54µm) MIN. Select Tin

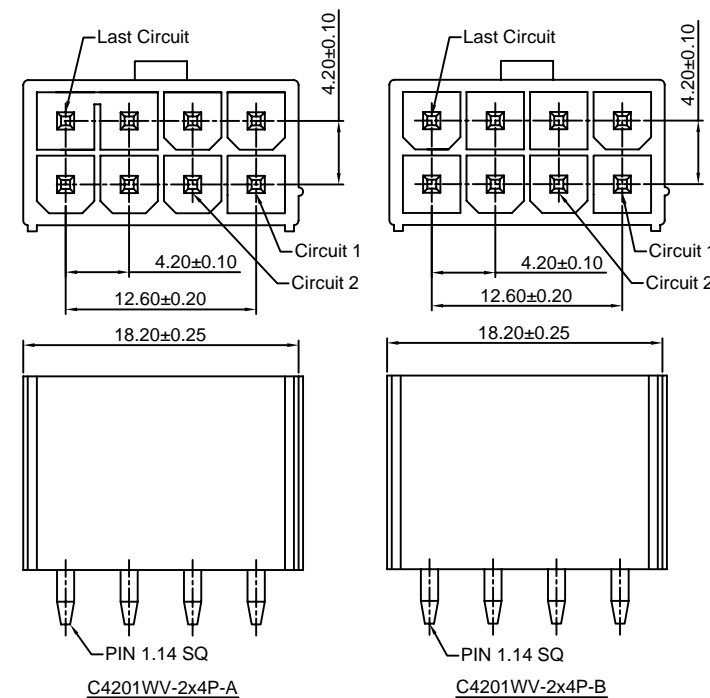
Unit: mm

C4201WV-2x4P-A/B

4.20mm pitch Dual Row Wafer - Special Type - Without Drain Holes

Reference Informations:

- *Material: Pin: Brass/Tin over Nickel
Insulator: Nylon 66, UL94V-2 or UL94V-0
- *Mates with CJT C4201HF-2x4P-A/B special type series dual row Housing
- *Color: Black



Ordering Information:

C4201WV-2x4P - * - *** - ***
1 2 3 4

- Part No.
- Style:
A: TYPE A
B: TYPE B
- Material:
(blank): Nylon 66, UL94V-2
V0: Nylon 66, UL94V-0
GWT: Nylon 66, UL94V-0, GWT 750°C
- Pin Material and Finish:
(blank): Brass/Tin over Nickel
G: Brass/Gold-flash
G15: Brass/15µm (0.38µm) MIN. Select Gold (Mating Area)
100µm (2.54µm) MIN. Select Tin
G30: Brass/30µm (0.76µm) MIN. Select Gold (Mating Area)
100µm (2.54µm) MIN. Select Tin
TCA: Copper Alloy/Tin over Nickel
GCA: Copper Alloy/Gold-flash
GCA-G15: Copper Alloy/15µm (0.38µm) MIN. Select Gold (Mating Area)
100µm (2.54µm) MIN. Select Tin
GCA-G30: Copper Alloy/30µm (0.76µm) MIN. Select Gold (Mating Area)
100µm (2.54µm) MIN. Select Tin

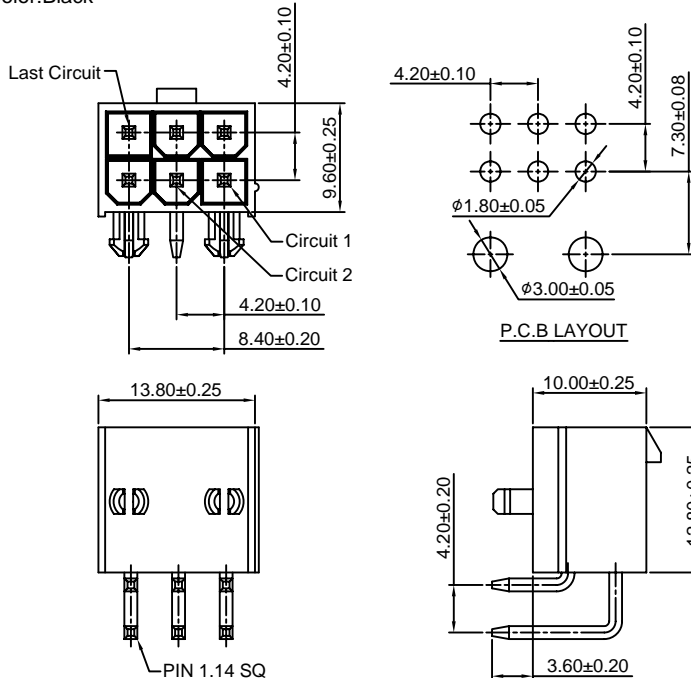
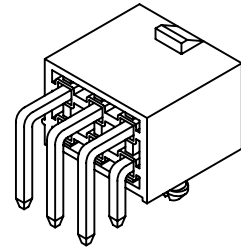
Unit: mm

C4201WR-F-2x3P-A

4.20mm pitch 90° Dual Row Wafer With Foot - Special TYPE - Without Drain Holes

Reference Informations:

- *Material: Pin: Brass/Tin over Nickel
Insulator: Nylon 66, UL94V-2 or UL94V-0
- *Mates with CJT C4201HF-2x3P-B special type series dual row Housing
- *Color: Black



Ordering Information:

C4201WR-F-2x3P-A - *** - ***
1 2 3

- Part No.
- Material:
 - (blank): Nylon 66, UL94V-2
 - V0: Nylon 66, UL94V-0
 - GWT: Nylon 66, UL94V-0, GWT 750°C
- Pin Material and Finish:
 - (blank): Brass/Tin over Nickel
 - G: Brass/Gold-flash
 - G15: Brass/15µm (0.38µm) MIN. Select Gold (Mating Area)
 - 100µin (2.54µm) MIN. Select Tin
 - G30: Brass/30µm (0.76µm) MIN. Select Gold (Mating Area)
 - 100µin (2.54µm) MIN. Select Tin
 - TCA: Copper Alloy/Tin over Nickel
 - GCA: Copper Alloy/Gold-flash
 - GCA-G15: Copper Alloy/15µm (0.38µm) MIN. Select Gold (Mating Area)
 - 100µin (2.54µm) MIN. Select Tin
 - GCA-G30: Copper Alloy/30µm (0.76µm) MIN. Select Gold (Mating Area)
 - 100µin (2.54µm) MIN. Select Tin

Unit: mm

C4201HFA-2xXP

4.20mm Pitch Dual Row With Panel Mount Ears Housing

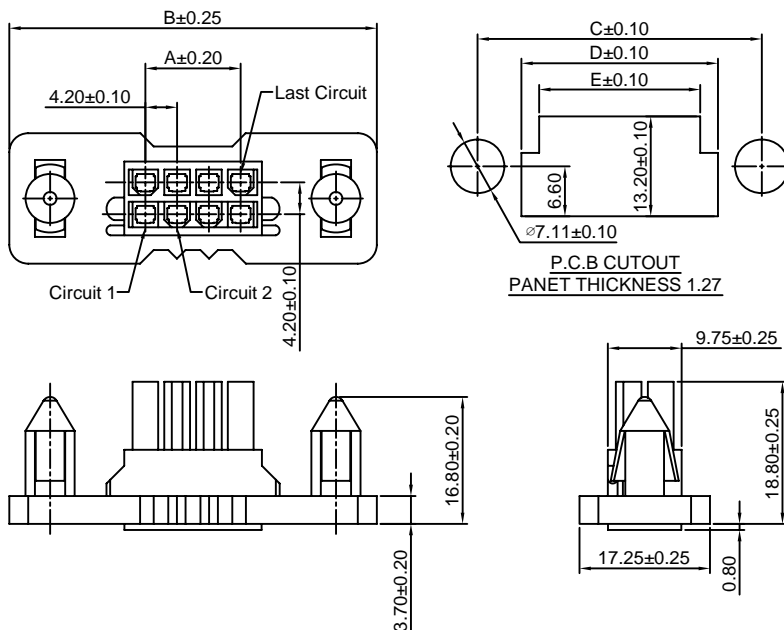
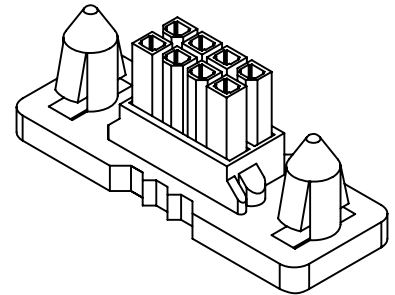
Reference Informations:

- *Material: Nylon 66, UL94V-2 or UL94V-0
- *Suitable CJT C4201F-T(-H/-HH) series Terminal
- *Mates with CJT C4201HMB-2xXP series Housing or C4201WVA-F1, WR-F1-2xXP, C4201WVB, WRB-2xXP, C4201WRB-F-2xXP series Wafer
- *Color: Natural

Ordering Information:

C4201HFA-2xXP - ***
1 2

- Part No.
- Material:
 - (blank): Nylon 66, UL94V-2/Natural
 - V0: Nylon 66, UL94V-0/White
 - GWT: Nylon 66, UL94V-0, GWT 750°C



Ordering Information & Dimensions:

PART NO.	Dimensions				
	A	B	C	D	E
2x1P	----	36.00	25.00	13.40	8.70
2x2P	4.20	40.20	29.20	17.60	12.90
2x3P	8.40	44.40	33.40	21.80	17.10
2x4P	12.60	48.60	37.60	26.00	21.30
2x5P	16.80	52.80	41.80	30.20	25.50
2x6P	21.00	57.00	46.00	34.40	29.70
2x7P	25.20	61.20	50.20	38.60	33.90
2x8P	29.40	65.40	54.40	42.80	38.10
2x9P	33.60	69.60	58.60	47.00	42.30
2x10P	37.80	73.80	62.80	51.20	46.50
2x11P	42.00	78.00	67.00	55.40	50.70
2x12P	46.20	82.20	71.20	59.60	54.90
2x18P	71.40	107.40	96.40	81.50	76.78

Unit: mm

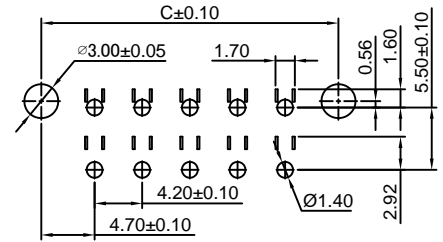
C4201HV-2xXP

4.20mm Pitch Vertical Dual Row Receptacle Header

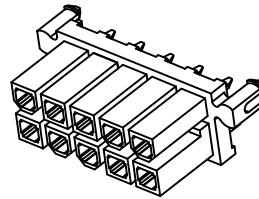
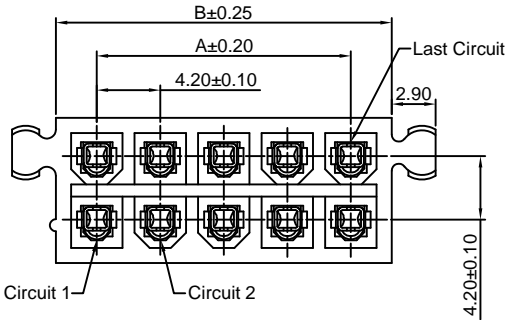
Reference Informations:

- *Material: Pin: Phosphor Bronze/Tin over Nickel
Insulator: Nylon 66, UL94V-2 or UL94V-0
- *Mates with CJT C4201HMB-2xXP series Housing or C4201WVA-F1, WR-F1-2xXP, C4201WVB, WRB-2xXP, C4201WRB-F-2xXP series Wafer
- *Color: Natural

- Ordering Information:
C4201HV-2xXP - *** - **
- | | | |
|---|---|---|
| 1 | 2 | 3 |
|---|---|---|
- Part No.
 - Material:
(blank): Nylon 66, UL94V-2/Natural
V0: Nylon 66, UL94V-0/White
GWT: Nylon 66, UL94V-0, GWT 750°C
 - Pin Material and Finish:
(blank): Brass/Tin over Nickel
G: Brass/Gold-flash
G15: Brass/15µin (0.38µm) MIN. Select Gold (Mating Area)
100µin (2.54µm) MIN. Select Tin
G30: Brass/30µin (0.76µm) MIN. Select Gold (Mating Area)
100µin (2.54µm) MIN. Select Tin
TCA: Copper Alloy/Tin over Nickel
GCA: Copper Alloy/Gold-flash
GCA-G15: Copper Alloy/15µin (0.38µm) MIN. Select Gold (Mating Area)
100µin (2.54µm) MIN. Select Tin
GCA-G30: Copper Alloy/30µin (0.76µm) MIN. Select Gold (Mating Area)
100µin (2.54µm) MIN. Select Tin



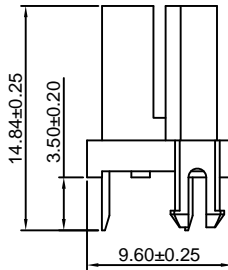
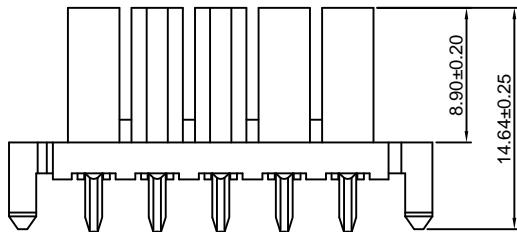
P.C.B LAYOUT: Component Side
Recommended PCB Thickness 1.78MMX



Ordering Information & Dimensions:

PART NO.	Dimensions		
	A	B	C
2x1P	----	5.40	9.40
2x2P	4.20	9.60	13.60
2x3P	8.40	13.80	17.80
2x4P	12.60	18.00	22.00
2x5P	16.80	22.20	26.20
2x6P	21.00	26.40	30.40
2x7P	25.20	30.60	34.60
2x8P	29.40	34.80	38.80
2x9P	33.60	39.00	43.00
2x10P	37.80	43.20	47.20
2x11P	42.00	47.40	51.40
2x12P	46.20	51.60	55.60
2x18P	71.40	76.80	80.80

Unit: mm



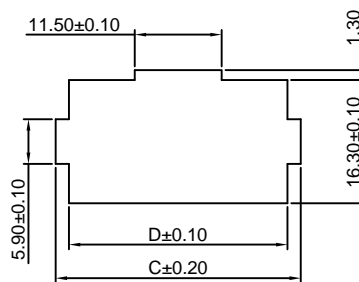
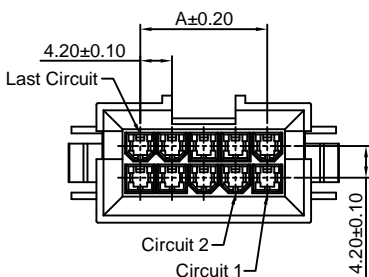
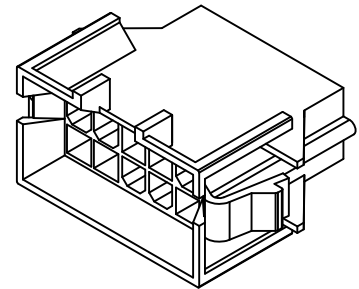
C4201HMB-2xXP

4.20mm Pitch Dual Row Housing With Panel Mount Ears

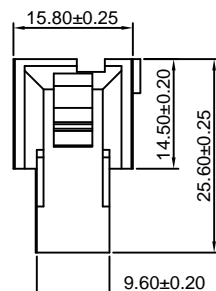
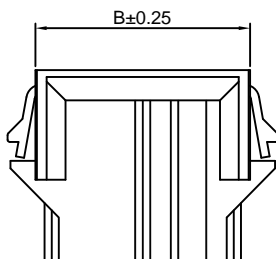
Reference Informations:

- *Material: Nylon 66, UL94V-2 or UL94V-0
- *Suitable CJT C4201M-T(-H/-HH) series Terminal
- *Mates with CJT C4201HFA-2xXP series Housing or C4201HV-2xXP series Header
- *Color: Natural

- Ordering Information:
C4201HMB-2xXP - ***
- | | |
|---|---|
| 1 | 2 |
|---|---|
- Part No.
 - Material:
(blank): Nylon 66, UL94V-2/Natural
V0: Nylon 66, UL94V-0/White
GWT: Nylon 66, UL94V-0, GWT 750°C



RECOMMENDED P.C.B CUTOUT
PANET THICKNESS 1.60



Ordering Information & Dimensions:

PART NO.	Dimensions			
	A	B	C	D
2x1P	----	11.60	15.60	12.10
2x2P	4.20	15.80	19.80	16.30
2x3P	8.40	20.00	24.00	20.50
2x4P	12.60	24.20	28.20	24.70
2x5P	16.80	28.40	32.40	28.90
2x6P	21.00	32.60	36.60	33.10
2x7P	25.20	36.80	40.80	37.30
2x8P	29.40	41.00	45.00	41.50
2x9P	33.60	45.20	49.20	45.70
2x10P	37.80	49.40	53.40	49.90
2x11P	42.00	53.60	57.60	54.10
2x12P	46.20	57.80	61.80	58.30
2x18P	71.40	83.00	87.00	83.50

Unit: mm

C4201WVA(D)-F1-2xXP

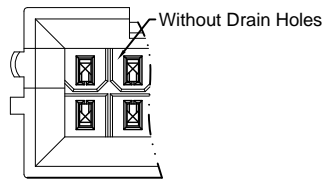
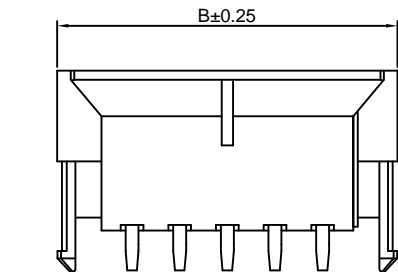
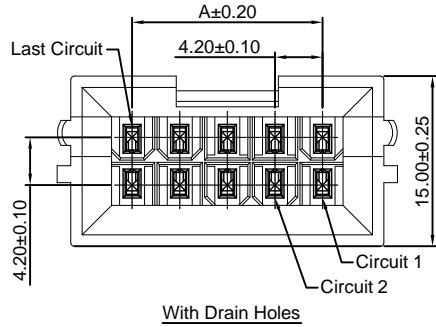
4.20mm pitch 180° Dual Row Wafer With Foot - With Drain Holes

Reference Informations:

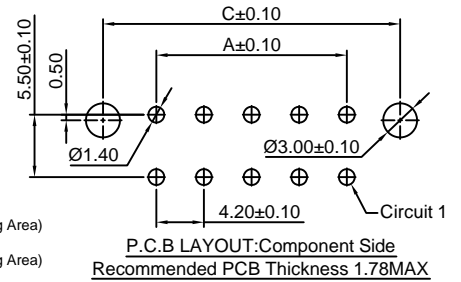
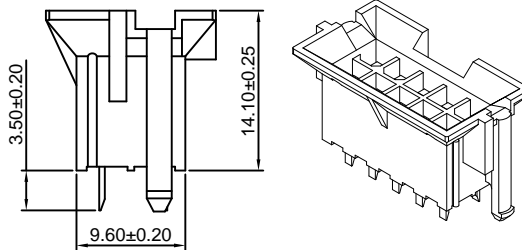
- *Material: Pin: Brass/Tin over Nickel
Insulator: Nylon 66, UL94V-2 or UL94V-0
- *Mates with CJT C4201HFA-2xXP series Housing or C4201HV-2xXP series Header
- *Color: Natural

Ordering Information:
C4201WVA(D)-F1-2xXP - *** - ***
1 2 3

- Part No.
- Material:
(blank): Nylon 66, UL94V-2/Natural
V0: Nylon 66, UL94V-0/White
GWT: Nylon 66, UL94V-0, GWT 750°C
- Pin Material and Finish:
(blank): Brass/Tin over Nickel
G: Brass/Gold-flash
G15: Brass/15µin (0.38µm) MIN. Select Gold (Mating Area)
100µin (2.54µm) MIN. Select Tin
G30: Brass/30µin (0.76µm) MIN. Select Gold (Mating Area)
100µin (2.54µm) MIN. Select Tin
TCA: Copper Alloy/Tin over Nickel
GCA: Copper Alloy/Gold-flash
GCA-G15: Copper Alloy/15µin (0.38µm) MIN. Select Gold (Mating Area)
100µin (2.54µm) MIN. Select Tin
GCA-G30: Copper Alloy/30µin (0.76µm) MIN. Select Gold (Mating Area)
100µin (2.54µm) MIN. Select Tin



P/N: C4201WVD-F1-2xXP



Ordering Information & Dimensions:

PART NO.	Dimensions		
	A	B	C
2x1P	----	13.20	9.40
2x2P	4.20	17.40	13.60
2x3P	8.40	21.60	17.80
2x4P	12.60	25.80	22.00
2x5P	16.80	30.00	26.20
2x6P	21.00	34.20	30.40
2x7P	25.20	38.40	34.60
2x8P	29.40	42.60	38.80
2x9P	33.60	46.80	43.00
2x10P	37.80	51.00	47.20
2x11P	42.00	55.20	51.40
2x12P	46.20	59.40	55.60
2x18P	71.40	84.60	80.80

Unit: mm

C4201WR-F1-2xXP

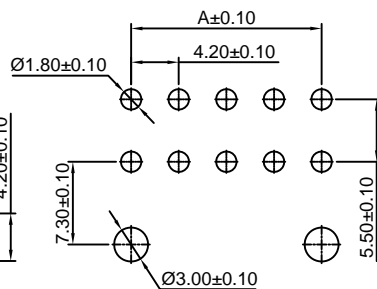
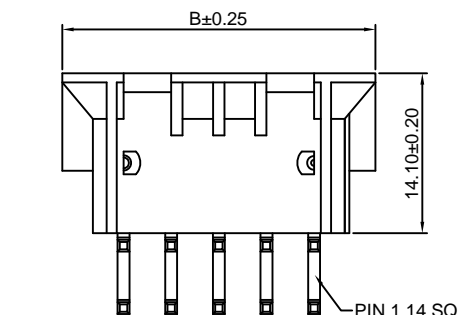
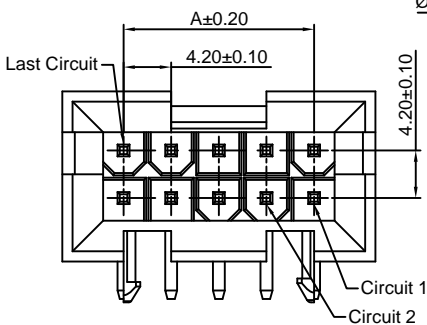
4.20mm pitch 90° Dual Row Wafer With Foot

Reference Informations:

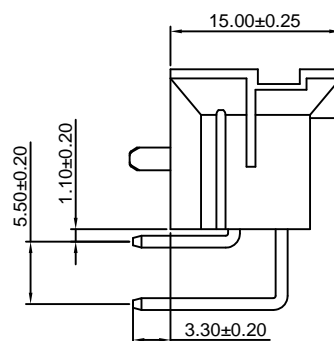
- *Material: Pin: Brass/Tin over Nickel
Insulator: Nylon 66, UL94V-2 or UL94V-0
- *Mates with CJT C4201HFA-2xXP series Housing or C4201HV-2xXP series Header
- *Color: Natural

Ordering Information:
C4201WR-F1-2xXP - *** - ***
1 2 3

- Part No.
- Material:
(blank): Nylon 66, UL94V-2/Natural
V0: Nylon 66, UL94V-0/White
GWT: Nylon 66, UL94V-0, GWT 750°C
- Finish:
(blank): Tin over Nickel
G: Gold-flash
G15: 15µin (0.38µm) MIN. Select Gold (Mating Area)
100µin (2.54µm) MIN. Select Tin
G30: 30µin (0.76µm) MIN. Select Gold (Mating Area)
100µin (2.54µm) MIN. Select Tin



P.C.B LAYOUT: Component Side
Recommended PCB Thickness 1.78MAX



Ordering Information & Dimensions:

PART NO.	Dimensions	
	A	B
2x1P	----	10.80
2x2P	4.20	15.00
2x3P	8.40	19.20
2x4P	12.60	23.40
2x5P	16.80	27.60
2x6P	21.00	31.80
2x7P	25.20	36.00
2x8P	29.40	40.20
2x9P	33.60	44.40
2x10P	37.80	48.60
2x11P	42.00	52.80
2x12P	46.20	57.00
2x18P	71.40	82.20

Unit: mm

C4201WVB-2xXP

4.20mm pitch 180° Dual Row Wafer With Foot

Reference Informations:

*Material:Pin:Phosphor Bronze/Tin over Nickel
Insulator:Nylon 66,UL94V-0

*Mates with CJT C4201HFA-2xXP series Housing
or C4201HV-2xXP series Header

*Color:Black

Ordering Information:

C4201WVB-2xXP - *** - ***
1 2 3

1.Part No.

2.Material:

(blank):Nylon 66,UL94V-0

GWT:Nylon 66,UL94V-0,GWT 750°C

3.Finish:

(blank):Tin over Nickel

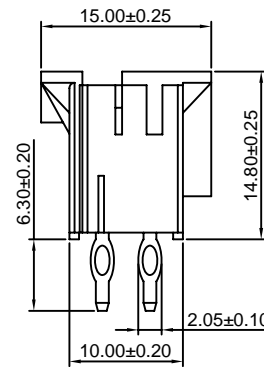
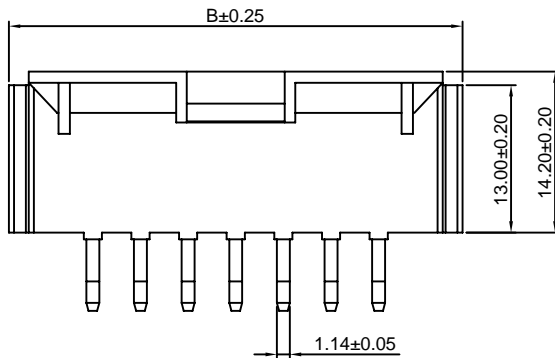
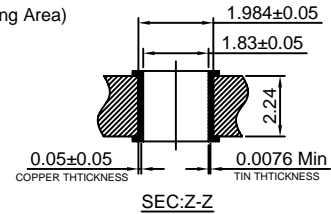
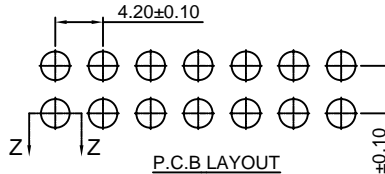
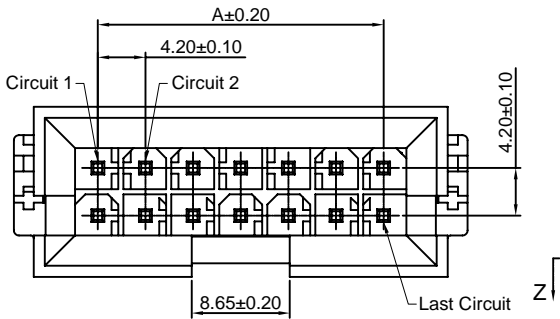
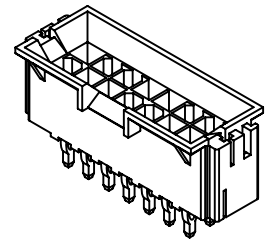
G:Gold-flash

G15:15µin (0.38µm) MIN.Select Gold(Mating Area)

100µin (2.54µm) MIN.Select Tin

G30:30µin (0.76µm) MIN.Select Gold(Mating Area)

100µin (2.54µm) MIN.Select Tin



Ordering Information & Dimensions:

PART NO.	Dimensions	
	A	B
2x2P	4.20	19.00
2x3P	8.40	23.20
2x4P	12.60	27.40
2x5P	16.80	31.60
2x6P	21.00	35.80
2x7P	25.20	40.00
2x8P	29.40	44.20
2x9P	33.60	48.40
2x10P	37.80	52.60
2x11P	42.00	56.80
2x12P	46.20	61.00

Unit: mm

C4201WRB-2xXP

4.20mm pitch 90° Dual Row Wafer

Reference Informations:

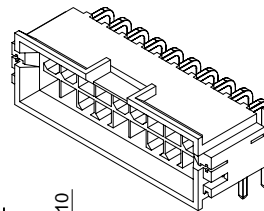
*Material:Pin:Brass

Pin Finish: See The ①

Insulator:Nylon 66,UL94V-0

*Mates with CJT C4201HFA-2xXP series Housing
or C4201HV-2xXP series Header

*Color:Black



①

Ordering Information:

C4201WRB-2xXP - *** - ***
1 2 3

1.Part No.

2.Material:

(blank):Nylon 66,UL94V-0

GWT:Nylon 66,UL94V-0,GWT 750°C

3.Finish:

(blank):Tin over Nickel

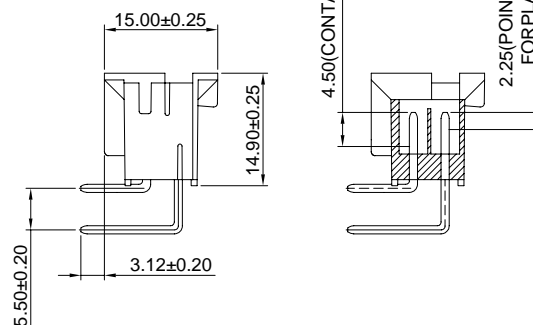
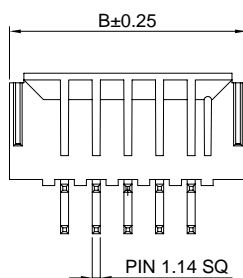
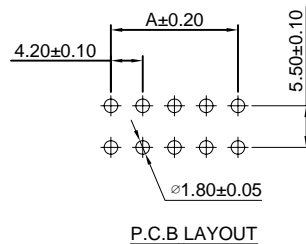
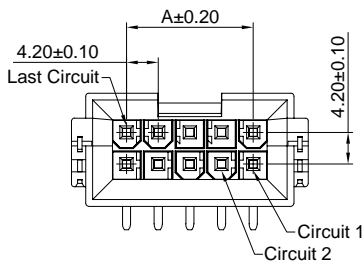
G:Gold-flash

G15:15µin (0.38µm) MIN.Select Gold(Mating Area)

100µin (2.54µm) MIN.Select Tin

G30:30µin (0.76µm) MIN.Select Gold(Mating Area)

100µin (2.54µm) MIN.Select Tin



Ordering Information & Dimensions:

PART NO.	Dimensions	
	A	B
2x2P	4.20	18.81
2x3P	8.40	23.01
2x4P	12.60	27.21
2x5P	16.80	31.41
2x6P	21.00	35.61
2x7P	25.20	39.81
2x8P	29.40	44.01
2x9P	33.60	48.21
2x10P	37.80	52.41
2x11P	42.00	56.61
2x12P	46.20	60.81

Unit: mm

C4201WRB-F-2xXP

4.20mm pitch 90° Dual Row Wafer With Foot

Reference Informations:

*Material:Pin:Brass

Pin Finish: See The ①

Insulator:Nylon 66,UL94V-0

*Mates with CJT C4201HFA-2xXP series Housing or C4201HV-2xXP series Header

*Color:Black

①

Ordering Information:

C4201WRB-F-2xXP - *** - ***
1 2 3

1.Part No.

2.Material:

(blank):Nylon 66,UL94V-0

GWT:Nylon 66,UL94V-0,GWT 750°C

3.Finish:

(blank):Tin over Nickel

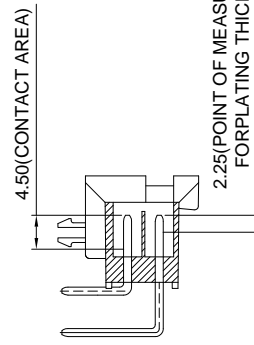
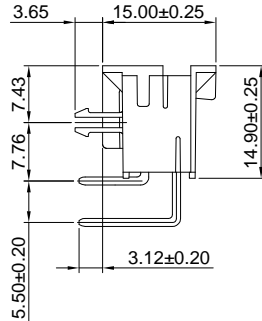
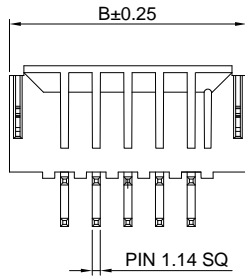
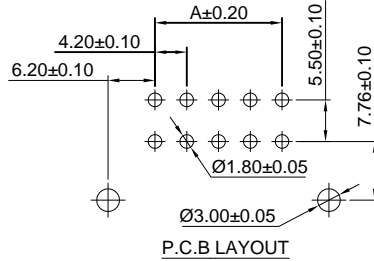
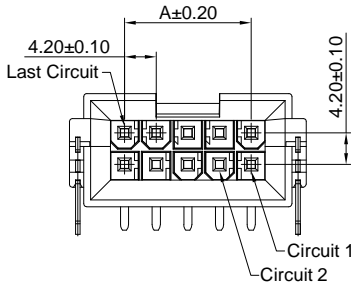
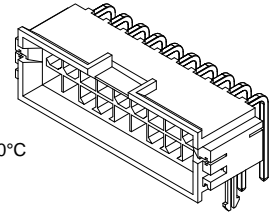
G:Gold-flash

G15:15µin (0.38µm) MIN.Select Gold(Mating Area)

100µin (2.54µm) MIN.Select Tin

G30:30µin (0.76µm) MIN.Select Gold(Mating Area)

100µin (2.54µm) MIN.Select Tin



Ordering Information & Dimensions:

PART NO.	Dimensions	
	A	B
2x2P	4.20	18.81
2x3P	8.40	23.01
2x4P	12.60	27.21
2x5P	16.80	31.41
2x6P	21.00	35.61
2x7P	25.20	39.81
2x8P	29.40	44.01
2x9P	33.60	48.21
2x10P	37.80	52.41
2x11P	42.00	56.61
2x12P	46.20	60.81

Unit: mm

C4201WVC-2xXP

4.20mm pitch 180° Dual Row Wafer

Reference Informations:

*Material:Pin:Brass/Tin over Nickel

Insulator:Nylon 66,UL94V-2 or UL94V-0

*Mates with CJT C4201HFA-2xXP series Housing or C4201HV-2xXP series Header

*Color:Natural

Ordering Information:

C4201WVC-2xXP - *** - ***
1 2 3

1.Part No.

2.Material:

(blank):Nylon 66,UL94V-2/Natural

V0:Nylon 66,UL94V-0/White

GWT:Nylon 66,UL94V-0,GWT 750°C

3.Finish:

(blank):Tin over Nickel

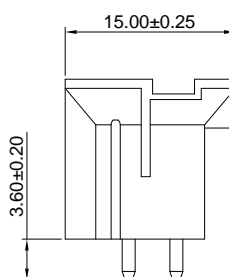
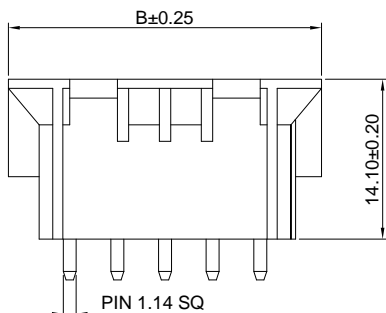
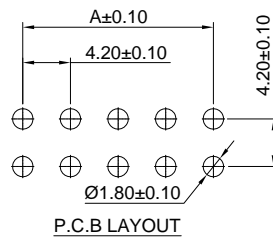
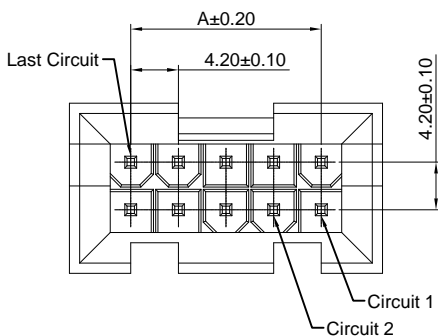
G:Gold-flash

G15:15µin (0.38µm) MIN.Select Gold(Mating Area)

100µin (2.54µm) MIN.Select Tin

G30:30µin (0.76µm) MIN.Select Gold(Mating Area)

100µin (2.54µm) MIN.Select Tin



Ordering Information & Dimensions:

PART NO.	Dimensions	
	A	B
2x1P	----	10.80
2x2P	4.20	15.00
2x3P	8.40	19.20
2x4P	12.60	23.40
2x5P	16.80	27.60
2x6P	21.00	31.80
2x7P	25.20	36.00
2x8P	29.40	40.20
2x9P	33.60	44.40
2x10P	37.80	48.60
2x11P	42.00	52.80
2x12P	46.20	57.00
2x18P	71.40	82.20

Unit: mm

C4201WV-S-2xXP

4.20mm pitch 180° Dual Row Wafer - SMT TYPE - Without Drain Holes

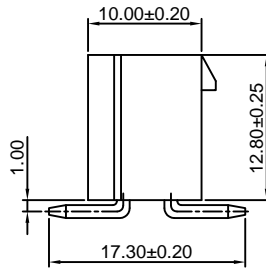
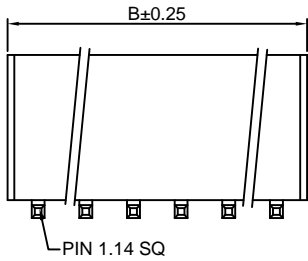
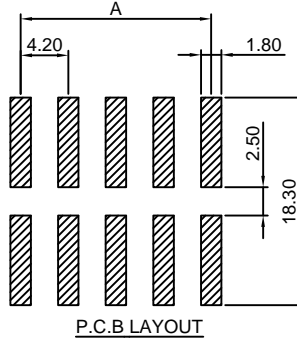
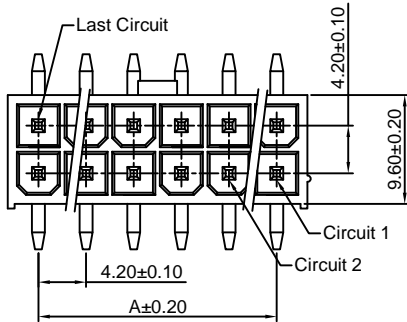
Reference Informations:

- *Material:Pin:Brass/Tin over Nickel
Insulator:Nylon 6T,UL94V-0
- *Mates with CJT C4201HF,HFC-2xXP series Housing
- *Color:Natural

Ordering Information:

C4201WV-S-2xXP - *** - ***
1 2 3

- 1.Part No.
- 2.Material:
(blank):Nylon 6T,UL94V-0/Natural
LCP:LCP,UL94V-0/White
GWT:Nylon 6T,UL94V-0,GWT 750°C
- 3.Pin Material and Finish:
(blank):Brass/Tin over Nickel
G:Brass/Gold-flash
G15:Brass/15µm (0.38µm) MIN.Select Gold(Mating Area)
100µm (2.54µm) MIN.Select Tin
G30:Brass/30µm (0.76µm) MIN.Select Gold(Mating Area)
100µm (2.54µm) MIN.Select Tin
TCA:Copper Alloy/Tin over Nickel
GCA:Copper Alloy/Gold-flash
GCA-G15:Copper Alloy/15µm (0.38µm) MIN.Select Gold(Mating Area)
100µm (2.54µm) MIN.Select Tin
GCA-G30:Copper Alloy/30µm (0.76µm) MIN.Select Gold(Mating Area)
100µm (2.54µm) MIN.Select Tin



Ordering Information & Dimensions:

PART NO.	Dimensions	
	A	B
2x1P	----	5.60
2x2P	4.20	9.80
2x3P	8.40	14.00
2x4P	12.60	18.20
2x5P	16.80	22.40
2x6P	21.00	26.60
2x7P	25.20	30.80
2x8P	29.40	35.00
2x9P	33.60	39.20
2x10P	37.80	43.40
2x11P	42.00	47.60
2x12P	46.20	51.80

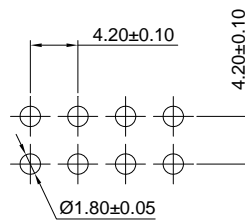
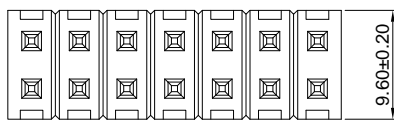
Unit: mm

C4201WVF-2xXP

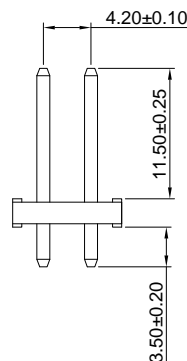
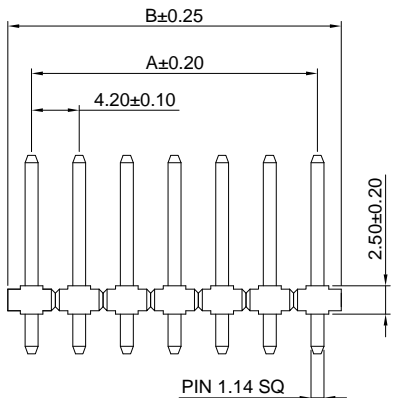
4.20mm pitch 180° Dual Row Wafer

Reference Informations:

- *Material:Pin:Brass/Tin over Nickel
Insulator:Nylon 9T,UL94V-0
- *Color:Black



P.C.B LAYOUT



PART NO.	Dimensions	
	A	B
2x1P	----	4.20
2x2P	4.20	8.40
2x3P	8.40	12.60
2x4P	12.60	16.80
2x5P	16.80	21.00
2x6P	21.00	25.20
2x7P	25.20	29.40
2x8P	29.40	33.60
2x9P	33.60	37.80
2x10P	37.80	42.00
2x11P	42.00	46.20
2x12P	46.20	50.40

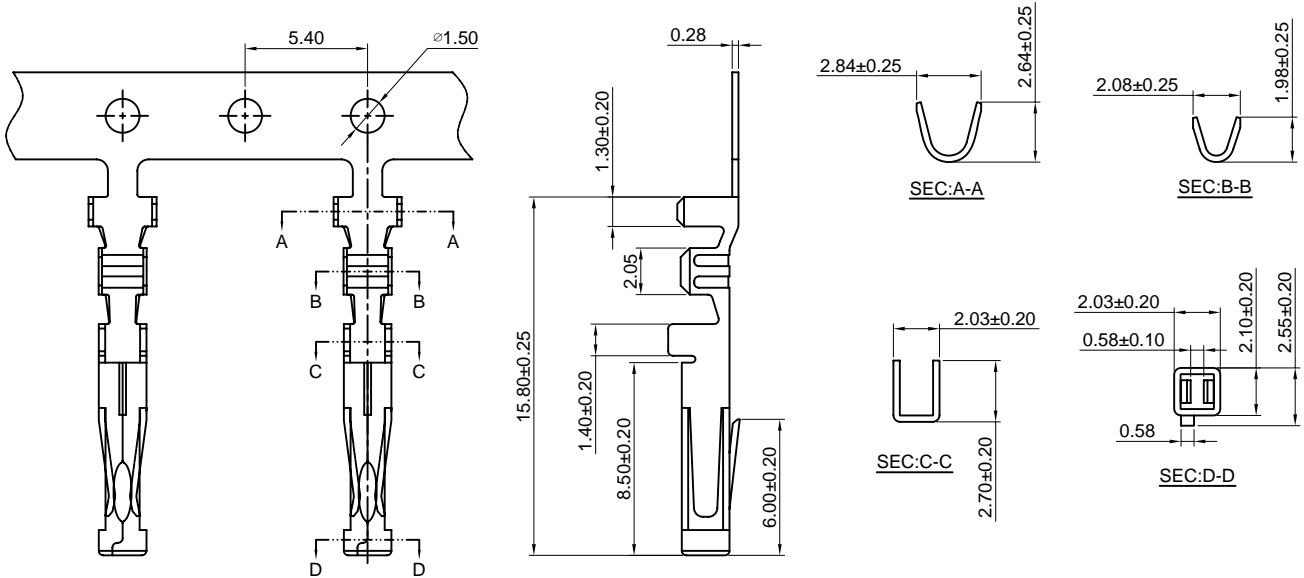
Unit: mm

C4201FS-T

4.19mm pitch Crimp Terminal

Reference Informations:

*Used in CJT C4201HFS,HFSB-XP,C4201HFS,HFSB-2xXP series Housing



Ordering information & Specifications:

Unit:mm

Part NO.	Wire Range	Insulation O.D.	Material	Finish	Qty/reel
C4201FS-TP	AWG#20-#24	1.75mm(max)	Phosphor Bronze	Tin over Nickel	10,000 PCS
C4201FS-GP	AWG#20-#24	1.75mm(max)	Phosphor Bronze	Gold over Nickel	10,000 PCS

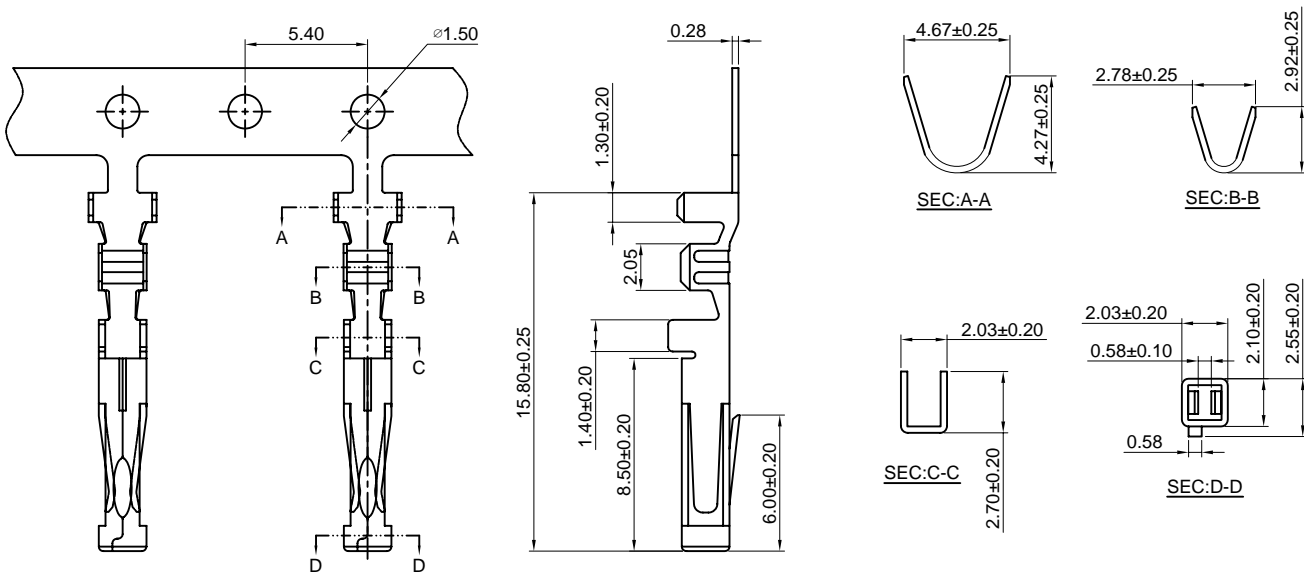
Optional Gold plating available but MOQ requested

C4201FS-T-H

4.19mm pitch Crimp Terminal

Reference Informations:

*Used in CJT C4201HFS,HFSB-XP,C4201HFS,HFSB-2xXP series Housing



Ordering information & Specifications:

Unit:mm

Part NO.	Wire Range	Insulation O.D.	Material	Finish	Qty/reel
C4201FS-TP-H	AWG#16-#20	3.12mm(max)	Phosphor Bronze	Tin over Nickel	10,000 PCS
C4201FS-GP-H	AWG#16-#20	3.12mm(max)	Phosphor Bronze	Gold over Nickel	10,000 PCS

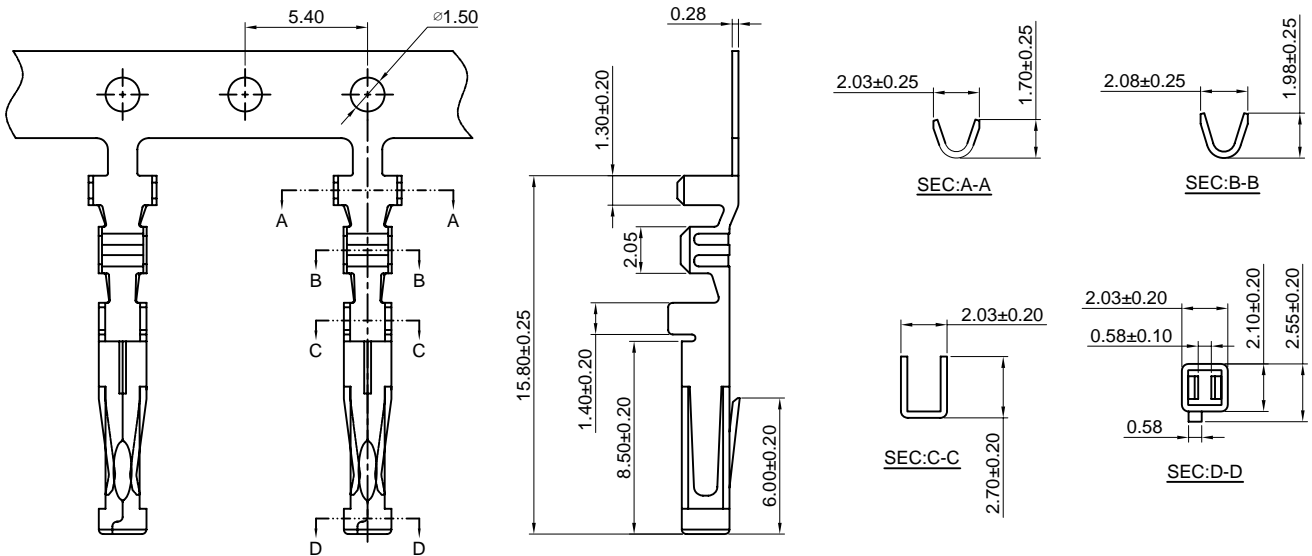
Optional Gold plating available but MOQ requested

C4201FS-T-L

4.19mm pitch Crimp Terminal

Reference Informations:

*Used in CJT C4201HFS,HFSB-XP,C4201HFS,HFSB-2xXP series Housing



Ordering information & Specifications:

Unit:mm

Part NO	Wire Range	Insulation O.D.	Material	Finish	Qty/reel
C4201FS-TP-L	AWG#24-#26	1.50mm(max)	Phosphor Bronze	Tin over Nickel	10,000 PCS
C4201FS-GP-L	AWG#24-#26	1.50mm(max)	Phosphor Bronze	Gold over Nickel	10,000 PCS

Optional Gold plating available but MOQ requested

C4201HFS-XP

4.19mm Pitch Single Row Housing

Reference Informations:

*Material:Nylon 66,UL94V-0

*Suitable CJT C4201FS-T(-H/L) series Terminal

*Mates with CJT C4201WVS,WRS-XP,
C4201WVS-S-XP series Wafer

*Color:Natural

Ordering Information:

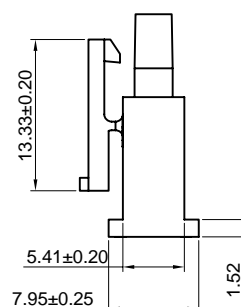
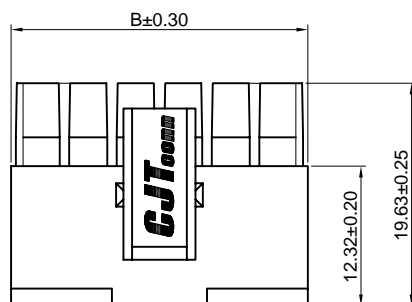
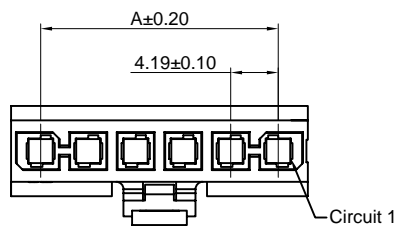
C4201HFS-XP - ***
1 2

1.Part No.

2.Material:

(blank):Nylon 66,UL94V-0

GWT:Nylon 66,UL94V-0,GWT 750°C



Ordering Information & Dimensions:

PART NO.	Dimensions	
	A	B
2P	4.19	9.40
3P	8.38	13.59
4P	12.57	17.78
5P	16.76	21.97
6P	20.95	26.16
7P	25.14	30.35
8P	29.33	34.54
9P	33.52	38.73
10P	37.71	42.92
11P	41.90	47.11
12P	46.09	51.30
13P	50.28	55.49
14P	54.47	59.68
15P	58.66	63.87

Unit: mm

C4201HFSB-XP

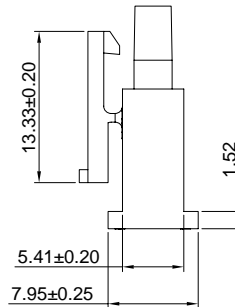
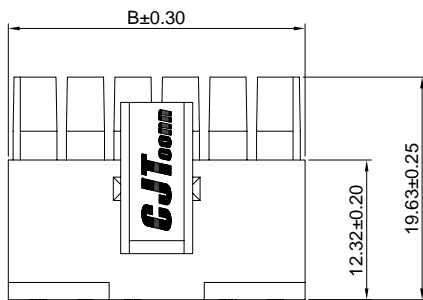
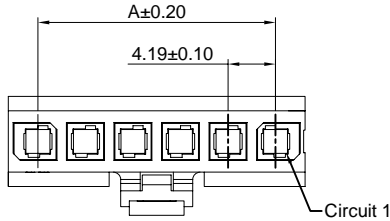
4.19mm Pitch Single Row Housing

Reference Informations:

- *Material:Nylon 66,UL94V-0
- *Suitable CJT C4201FS-T(-H/-L) series Terminal
- *Mates with CJT C4201WVSB,WRSB-XP, C4201WVSB-S-XP series Wafer
- *Color:Natural

Ordering Information:

- C4201HFSB-XP - ***
 $\frac{1}{2}$
- 1.Part No.
 - 2.Material:
 (blank):Nylon 66,UL94V-0
 GWT:Nylon 66,UL94V-0,GWT 750°C



Ordering Information & Dimensions:

PART NO.	Dimensions	
	A	B
2P	4.19	9.40
3P	8.38	13.59
4P	12.57	17.78
5P	16.76	21.97
6P	20.95	26.16
7P	25.14	30.35
8P	29.33	34.54
9P	33.52	38.73
10P	37.71	42.92
11P	41.90	47.11
12P	46.09	51.30
13P	50.28	55.49
14P	54.47	59.68
15P	58.66	63.87

Unit: mm

C4201HFS-2xXP

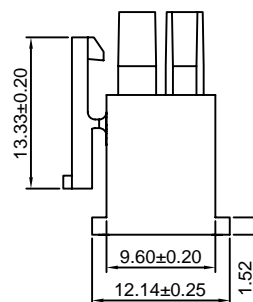
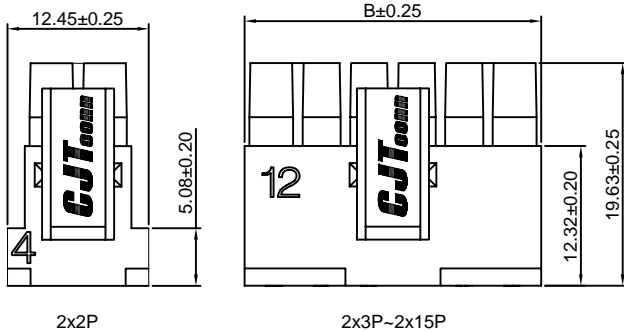
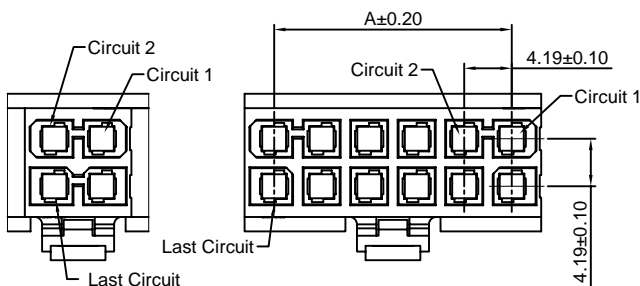
4.19mm Pitch Dual Row Housing

Reference Informations:

- *Material:Nylon 66,UL94V-0
- *Suitable CJT C4201FS-T(-H/-L) series Terminal
- *Mates with CJT C4201WVS,WRS-2xXP, C4201WVS-S-2xXP series Wafer
- *Color:Natural

Ordering Information:

- C4201HFS-2xXP - ***
 $\frac{1}{2}$
- 1.Part No.
 - 2.Material:
 (blank):Nylon 66,UL94V-0
 GWT:Nylon 66,UL94V-0,GWT 750°C



Ordering Information & Dimensions:

PART NO.	Dimensions	
	A	B
2x2P	4.19	12.45
2x3P	8.38	13.59
2x4P	12.57	17.78
2x5P	16.76	21.97
2x6P	20.95	26.16
2x7P	25.14	30.35
2x8P	29.33	34.54
2x9P	33.52	38.73
2x10P	37.71	42.92
2x11P	41.90	47.11
2x12P	46.09	51.30
2x13P	50.28	55.49
2x14P	54.47	59.68
2x15P	58.66	63.87

Unit: mm

C4201HFSB-2xXP

4.19mm Pitch Dual Row Housing

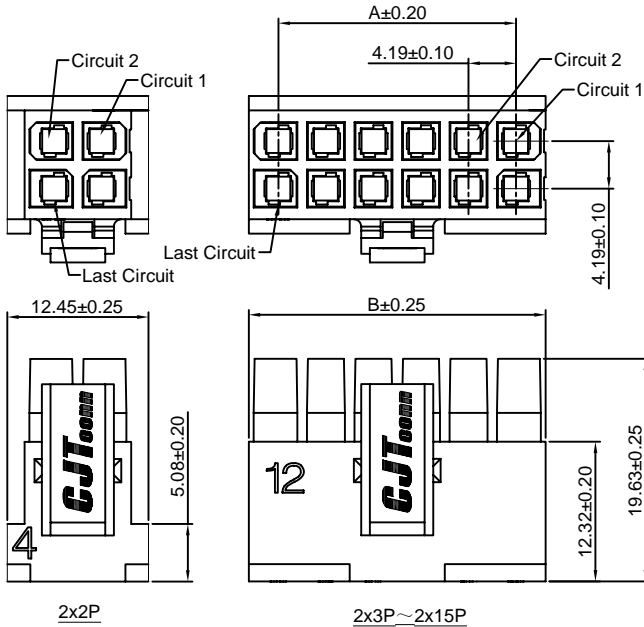
Reference Informations:

- *Material:Nylon 66,UL94V-0
- *Suitable CJT C4201FS-T(-H/-L) series Terminal
- *Mates with CJT C4201WVSB,WRSB-2xXP, C4201WVSB-S-2xXP series Wafer
- *Color:Natural

Ordering Information:

C4201HFSB-2xXP - ^{***}/₂

- 1.Part No.
- 2.Material:
(blank):Nylon 66,UL94V-0
GWT:Nylon 66,UL94V-0,GWT 750°C



Ordering Information & Dimensions:

PART NO.	Dimensions	
	A	B
2x2P	4.19	12.45
2x3P	8.38	13.59
2x4P	12.57	17.78
2x5P	16.76	21.97
2x6P	20.95	26.16
2x7P	25.14	30.35
2x8P	29.33	34.54
2x9P	33.52	38.73
2x10P	37.71	42.92
2x11P	41.90	47.11
2x12P	46.09	51.30
2x13P	50.28	55.49
2x14P	54.47	59.68
2x15P	58.66	63.87

Unit: mm

C4201WVS-XP

4.19mm pitch 180° Single Row Wafer

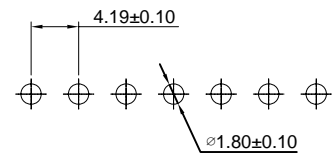
Reference Informations:

- *Material:Pin:Brass/Tin over Nickel
Insulator:LCP,UL94V-0
- *Mates with CJT C4201HFS-XP series Housing
- *Color:Black

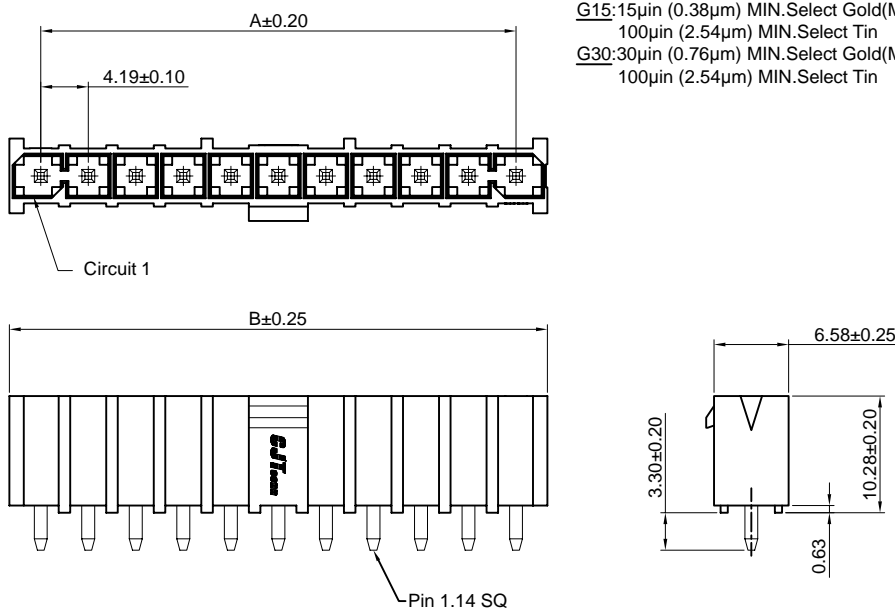
Ordering Information:

C4201WVS-XP - ^{***}/₂ - ^{***}/₃

- 1.Part No.
- 2.Material:
(blank):LCP,UL94V-0
GWT:LCP,UL94V-0,GWT 750°C
- 3.Finish:
(blank):Tin over Nickel
G:Gold-flash
G15:15µin (0.38µm) MIN.Select Gold(Mating Area)
100µin (2.54µm) MIN.Select Tin
G30:30µin (0.76µm) MIN.Select Gold(Mating Area)
100µin (2.54µm) MIN.Select Tin



P.C.B LAYOUT



Ordering Information & Dimensions:

PART NO.	Dimensions	
	A	B
2P	4.19	9.40
3P	8.38	13.59
4P	12.57	17.78
5P	16.76	21.97
6P	20.95	26.16
7P	25.14	30.35
8P	29.33	34.54
9P	33.52	38.73
10P	37.71	42.92
11P	41.90	47.11
12P	46.09	51.30
13P	50.28	55.49
14P	54.47	59.68
15P	58.66	63.87

Unit: mm

C4201WVSB-XP

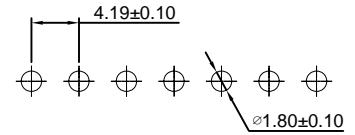
4.19mm pitch 180° Single Row Wafer

Reference Informations:

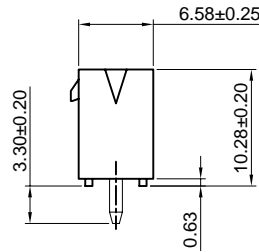
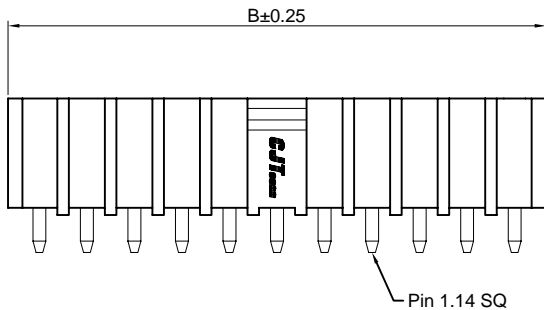
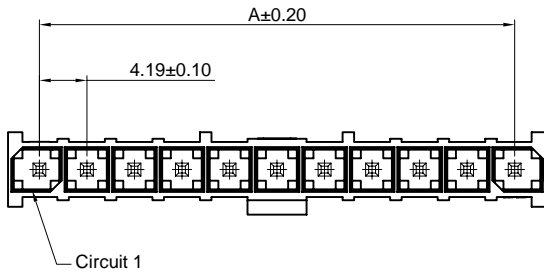
- *Material:Pin:Brass/Tin over Nickel
Insulator:LCP,UL94V-0
- *Mates with CJT C4201HFSB-XP series Housing
- *Color:Black

Ordering Information:
C4201WVSB-XP - *** - ***
1 2 3

- 1.Part No.
- 2.Material:
(blank):LCP,UL94V-0
GWT:LCP,UL94V-0,GWT 750°C
- 3.Finish:
(blank):Tin over Nickel
G:Gold-flash
G15:15µin (0.38µm) MIN.Select Gold(Mating Area)
100µin (2.54µm) MIN.Select Tin
G30:30µin (0.76µm) MIN.Select Gold(Mating Area)
100µin (2.54µm) MIN.Select Tin



P.C.B LAYOUT



Ordering Information & Dimensions:

PART NO.	Dimensions	
	A	B
2P	4.19	9.40
3P	8.38	13.59
4P	12.57	17.78
5P	16.76	21.97
6P	20.95	26.16
7P	25.14	30.35
8P	29.33	34.54
9P	33.52	38.73
10P	37.71	42.92
11P	41.90	47.11
12P	46.09	51.30
13P	50.28	55.49
14P	54.47	59.68
15P	58.66	63.87

Unit: mm

C4201WVS-S-XP

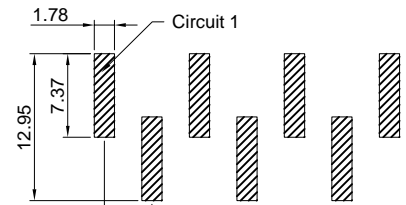
4.19mm Pitch 180° Single Row Wafer - SMT TYPE

Reference Informations:

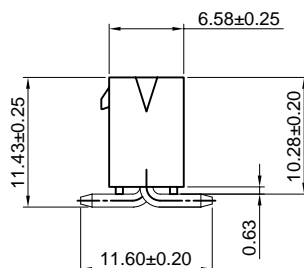
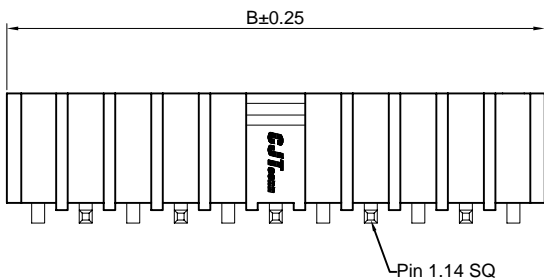
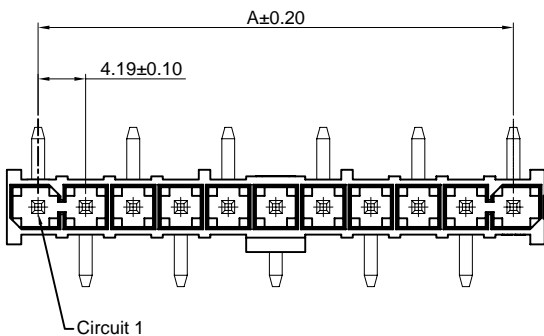
- *Material:Pin:Brass/Tin over Nickel
Insulator:LCP,UL94V-0
- *Mates with CJT C4201HFS-S-XP series Housing
- *Color:Black

Ordering Information:
C4201WVS-S-XP - *** - ***
1 2 3

- 1.Part No.
- 2.Material:
(blank):LCP,UL94V-0
GWT:LCP,UL94V-0,GWT 750°C
- 3.Finish:
(blank):Tin over Nickel
G:Gold-flash
G15:15µin (0.38µm) MIN.Select Gold(Mating Area)
100µin (2.54µm) MIN.Select Tin
G30:30µin (0.76µm) MIN.Select Gold(Mating Area)
100µin (2.54µm) MIN.Select Tin



P.C.B LAYOUT



Ordering Information & Dimensions:

PART NO.	Dimensions	
	A	B
2P	4.19	9.40
3P	8.38	13.59
4P	12.57	17.78
5P	16.76	21.97
6P	20.95	26.16
7P	25.14	30.35
8P	29.33	34.54
9P	33.52	38.73
10P	37.71	42.92
11P	41.90	47.11
12P	46.09	51.30
13P	50.28	55.49
14P	54.47	59.68
15P	58.66	63.87

Unit: mm

C4201WVSB-S-XP

4.19mm Pitch 180° Single Row Wafer - SMT TYPE

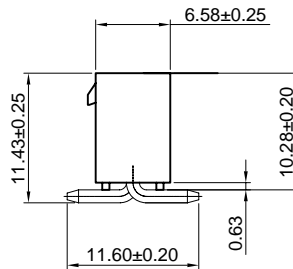
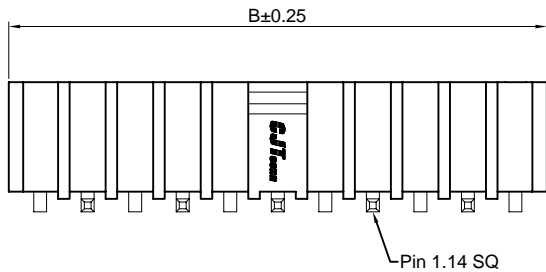
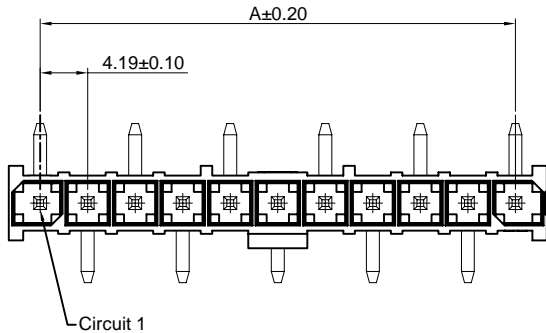
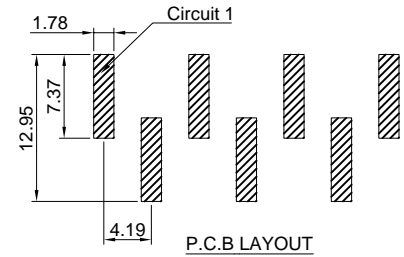
Reference Informations:

- *Material:Pin:Brass/Tin over Nickel
Insulator:LCP,UL94V-0
- *Mates with CJT C4201HFSB-XP series Housing
- *Color:Black

Ordering Information:

C4201WVSB-S-XP - ^{***}/₁ - ^{***}/₂ - ^{***}/₃

- 1.Part No.
- 2.Material:
(blank):LCP,UL94V-0
GWT:LCP,UL94V-0,GWT 750°C
- 3.Finish:
(blank):Tin over Nickel
G:Gold-flash
G15:15µin (0.38µm) MIN.Select Gold(Mating Area)
100µin (2.54µm) MIN.Select Tin
G30:30µin (0.76µm) MIN.Select Gold(Mating Area)
100µin (2.54µm) MIN.Select Tin



Ordering Information & Dimensions:

PART NO.	Dimensions	
	A	B
2P	4.19	9.40
3P	8.38	13.59
4P	12.57	17.78
5P	16.76	21.97
6P	20.95	26.16
7P	25.14	30.35
8P	29.33	34.54
9P	33.52	38.73
10P	37.71	42.92
11P	41.90	47.11
12P	46.09	51.30
13P	50.28	55.49
14P	54.47	59.68
15P	58.66	63.87

Unit: mm

C4201WRS-XP

4.19mm pitch 90° Single Row Wafer

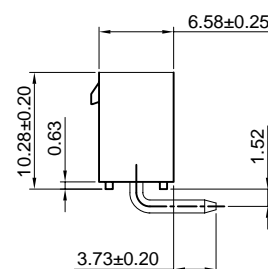
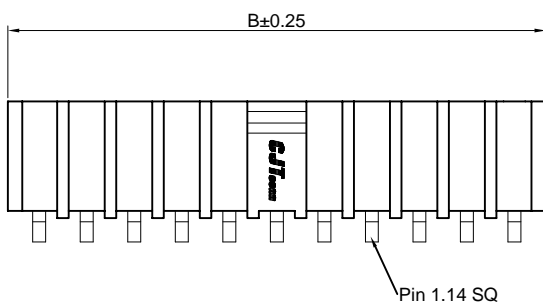
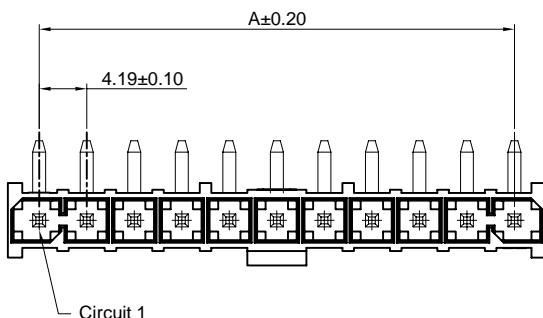
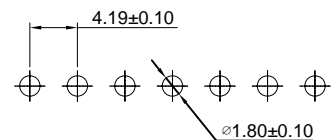
Reference Informations:

- *Material:Pin:Brass/Tin over Nickel
Insulator:LCP,UL94V-0
- *Mates with CJT C4201HFS-XP series Housing
- *Color:Black

Ordering Information:

C4201WRS-XP - ^{***}/₁ - ^{***}/₂ - ^{***}/₃

- 1.Part No.
- 2.Material:
(blank):LCP,UL94V-0
GWT:LCP,UL94V-0,GWT 750°C
- 3.Finish:
(blank):Tin over Nickel
G:Gold-flash
G15:15µin (0.38µm) MIN.Select Gold(Mating Area)
100µin (2.54µm) MIN.Select Tin
G30:30µin (0.76µm) MIN.Select Gold(Mating Area)
100µin (2.54µm) MIN.Select Tin



Ordering Information & Dimensions:

PART NO.	Dimensions	
	A	B
2P	4.19	9.40
3P	8.38	13.59
4P	12.57	17.78
5P	16.76	21.97
6P	20.95	26.16
7P	25.14	30.35
8P	29.33	34.54
9P	33.52	38.73
10P	37.71	42.92
11P	41.90	47.11
12P	46.09	51.30
13P	50.28	55.49
14P	54.47	59.68
15P	58.66	63.87

Unit: mm

C4201WRSB-XP

4.19mm Pitch 90° Single Row Wafer

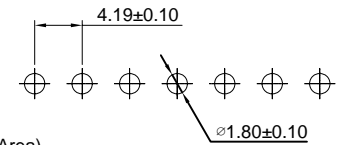
Reference Informations:

- *Material: Pin: Brass/Tin over Nickel
Insulator: LCP, UL94V-0
- *Mates with CJT C4201HFSB-XP series Housing
- *Color: Black

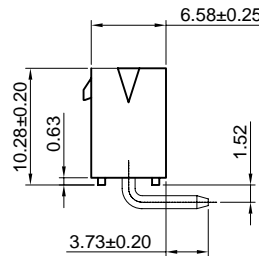
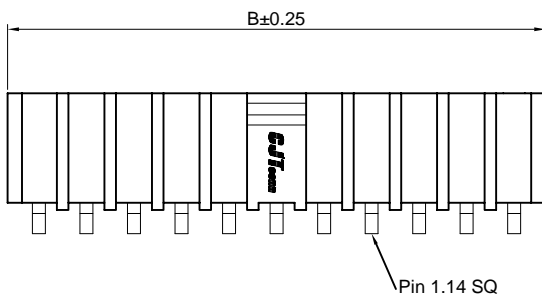
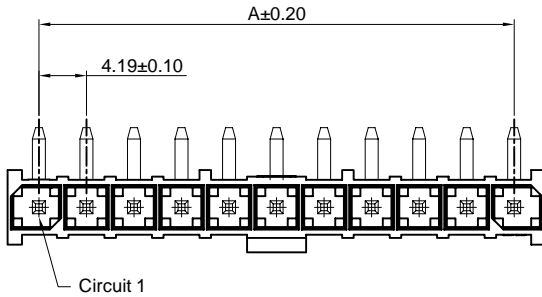
Ordering Information:

C4201WRSB-XP - *** - ***
1 2 3

- Part No.
- Material:
(blank): LCP, UL94V-0
GWT: LCP, UL94V-0, GWT 750°C
- Finish:
(blank): Tin over Nickel
G: Gold-flash
G15: 15µm (0.38µm) MIN. Select Gold (Mating Area)
100µm (2.54µm) MIN. Select Tin
G30: 30µm (0.76µm) MIN. Select Gold (Mating Area)
100µm (2.54µm) MIN. Select Tin



P.C.B LAYOUT



Ordering Information & Dimensions:

PART NO.	Dimensions	
	A	B
2P	4.19	9.40
3P	8.38	13.59
4P	12.57	17.78
5P	16.76	21.97
6P	20.95	26.16
7P	25.14	30.35
8P	29.33	34.54
9P	33.52	38.73
10P	37.71	42.92
11P	41.90	47.11
12P	46.09	51.30
13P	50.28	55.49
14P	54.47	59.68
15P	58.66	63.87

Unit: mm

C4201WVS-2xXP

4.19mm pitch 180° Dual Row Wafer

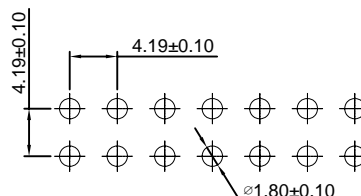
Reference Informations:

- *Material: Pin: Brass/Tin over Nickel
Insulator: LCP, UL94V-0
- *Mates with CJT C4201HFS-2xXP series Housing
- *Color: Black

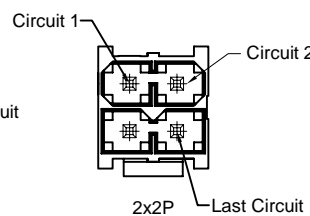
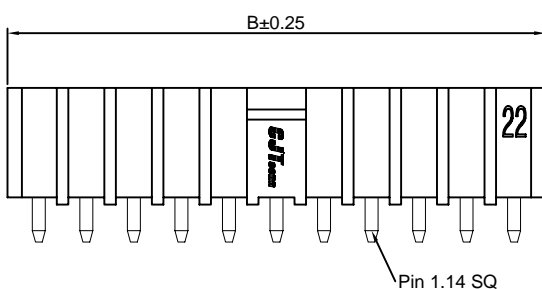
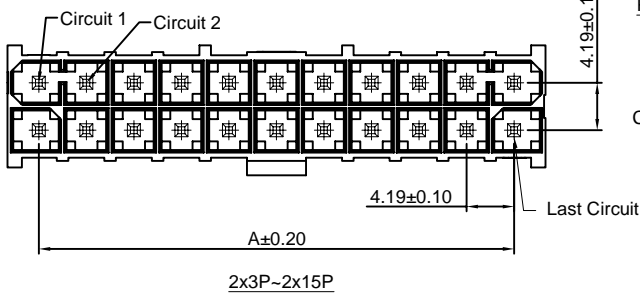
Ordering Information:

C4201WVS-2xXP - *** - ***
1 2 3

- Part No.
- Material:
(blank): LCP, UL94V-0
GWT: LCP, UL94V-0, GWT 750°C
- Finish:
(blank): Tin over Nickel
G: Gold-flash
G15: 15µm (0.38µm) MIN. Select Gold (Mating Area)
100µm (2.54µm) MIN. Select Tin
G30: 30µm (0.76µm) MIN. Select Gold (Mating Area)
100µm (2.54µm) MIN. Select Tin



P.C.B LAYOUT



Ordering Information & Dimensions:

PART NO.	Dimensions	
	A	B
2x2P	4.19	9.40
2x3P	8.38	13.59
2x4P	12.57	17.78
2x5P	16.76	21.97
2x6P	20.95	26.16
2x7P	25.14	30.35
2x8P	29.33	34.54
2x9P	33.52	38.73
2x10P	37.71	42.92
2x11P	41.90	47.11
2x12P	46.09	51.30
2x13P	50.28	55.49
2x14P	54.47	59.68
2x15P	58.66	63.87

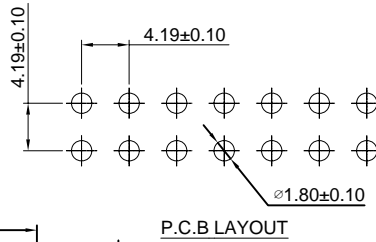
Unit: mm

C4201WVSB-2xXP

4.19mm pitch 180° Dual Row Wafer

Reference Informations:

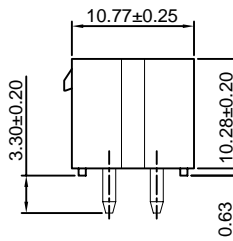
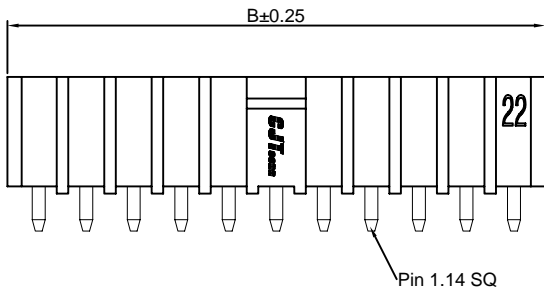
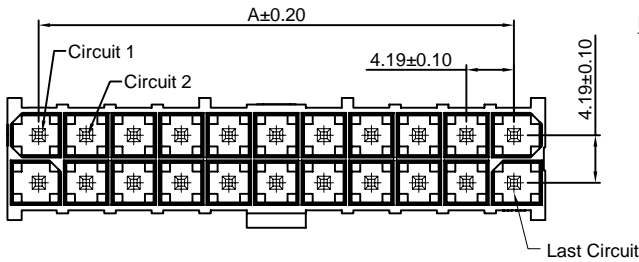
- *Material: Pin: Brass/Tin over Nickel
Insulator: LCP, UL94V-0
- *Mates with CJT C4201HFSB-2xXP series Housing
- *Color: Black



Ordering Information:

C4201WVSB-2xXP - *** - ***
1 2 3

- Part No.
- Material:
(blank): LCP, UL94V-0
GWT: LCP, UL94V-0, GWT 750°C
- Finish:
(blank): Tin over Nickel
G: Gold-flash
G15: 15µm (0.38µm) MIN. Select Gold (Mating Area)
100µm (2.54µm) MIN. Select Tin
G30: 30µm (0.76µm) MIN. Select Gold (Mating Area)
100µm (2.54µm) MIN. Select Tin



Ordering Information & Dimensions:

PART NO.	Dimensions	
	A	B
2x2P	4.19	9.40
2x3P	8.38	13.59
2x4P	12.57	17.78
2x5P	16.76	21.97
2x6P	20.95	26.16
2x7P	25.14	30.35
2x8P	29.33	34.54
2x9P	33.52	38.73
2x10P	37.71	42.92
2x11P	41.90	47.11
2x12P	46.09	51.30
2x13P	50.28	55.49
2x14P	54.47	59.68
2x15P	58.66	63.87

Unit: mm

C4201WVS-S-2xXP

4.19mm Pitch 180° Dual Row Wafer - SMT TYPE

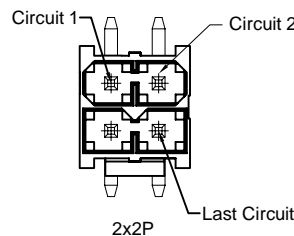
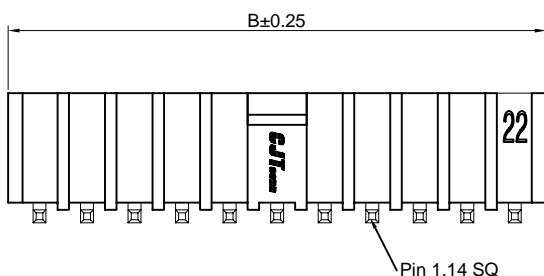
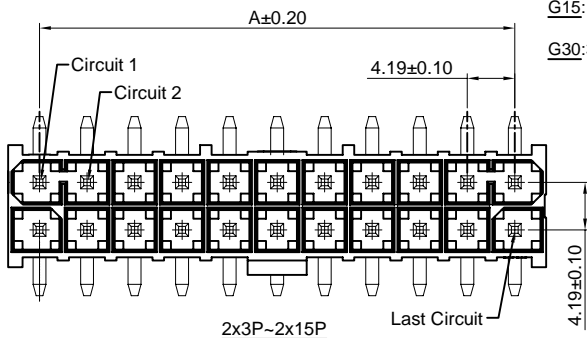
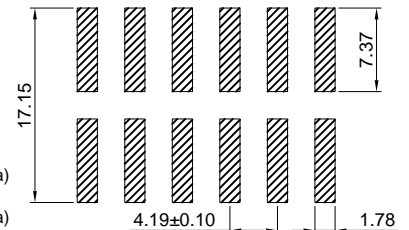
Reference Informations:

- *Material: Pin: Brass/Tin over Nickel
Insulator: LCP, UL94V-0
- *Mates with CJT C4201HFS-2xXP series Housing
- *Color: Black

Ordering Information:

C4201WVS-S-2xXP - *** - ***
1 2 3

- Part No.
- Material:
(blank): LCP, UL94V-0
GWT: LCP, UL94V-0, GWT 750°C
- Finish:
(blank): Tin over Nickel
G: Gold-flash
G15: 15µm (0.38µm) MIN. Select Gold (Mating Area)
100µm (2.54µm) MIN. Select Tin
G30: 30µm (0.76µm) MIN. Select Gold (Mating Area)
100µm (2.54µm) MIN. Select Tin



Ordering Information & Dimensions:

PART NO.	Dimensions	
	A	B
2x2P	4.19	9.40
2x3P	8.38	13.59
2x4P	12.57	17.78
2x5P	16.76	21.97
2x6P	20.95	26.16
2x7P	25.14	30.35
2x8P	29.33	34.54
2x9P	33.52	38.73
2x10P	37.71	42.92
2x11P	41.90	47.11
2x12P	46.09	51.30
2x13P	50.28	55.49
2x14P	54.47	59.68
2x15P	58.66	63.87

Unit: mm

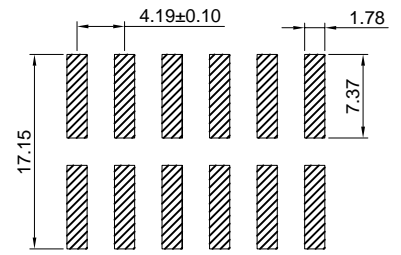
C4201WVSB-S-2xXP

4.19mm Pitch 180° Dual Row Wafer - SMT TYPE

Reference Informations:

- *Material: Pin: Brass/Tin over Nickel
Insulator: LCP, UL94V-0
- *Mates with CJT C4201HFSB-2xXP series Housing
- *Color: Black

- Ordering Information:
C4201WVSB-S-2xXP - *** - ***
1 2 3
1. Part No.
 2. Material:
(blank): LCP, UL94V-0
GWT: LCP, UL94V-0, GWT 750°C
 3. Finish:
(blank): Tin over Nickel
G: Gold-flash
G15: 15µm (0.38µm) MIN. Select Gold (Mating Area)
100µm (2.54µm) MIN. Select Tin
G30: 30µm (0.76µm) MIN. Select Gold (Mating Area)
100µm (2.54µm) MIN. Select Tin

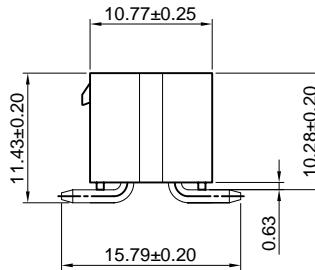
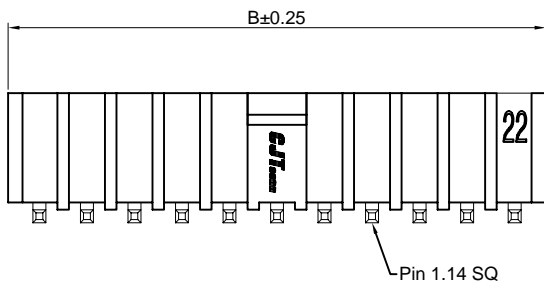
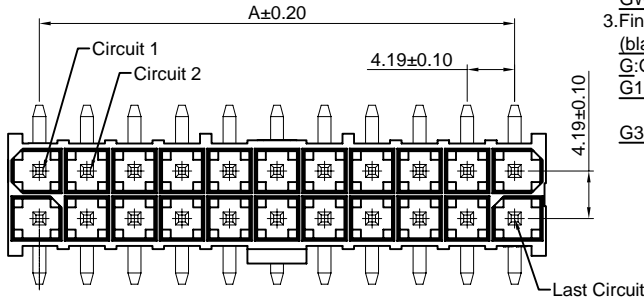


P.C.B LAYOUT

Ordering Information & Dimensions:

PART NO.	Dimensions	
	A	B
2x2P	4.19	9.40
2x3P	8.38	13.59
2x4P	12.57	17.78
2x5P	16.76	21.97
2x6P	20.95	26.16
2x7P	25.14	30.35
2x8P	29.33	34.54
2x9P	33.52	38.73
2x10P	37.71	42.92
2x11P	41.90	47.11
2x12P	46.09	51.30
2x13P	50.28	55.49
2x14P	54.47	59.68
2x15P	58.66	63.87

Unit: mm



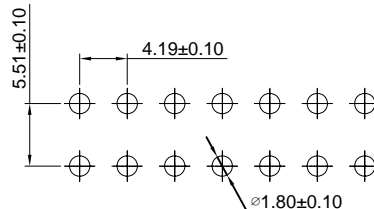
C4201WRS-2xXP

4.19mm pitch 90° Dual Row Wafer

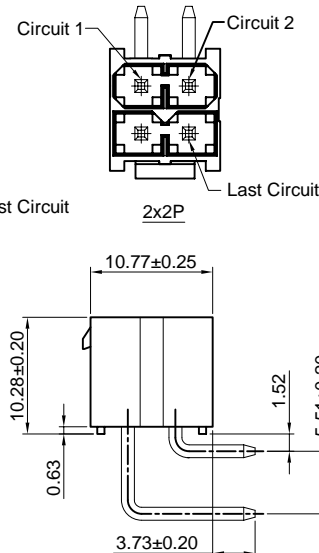
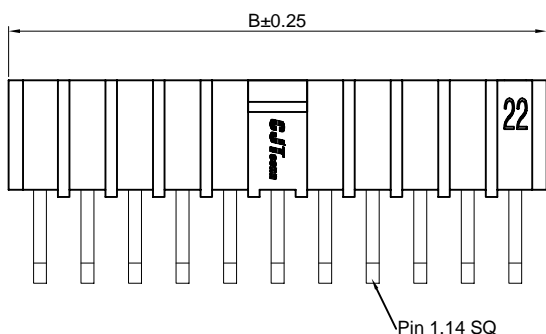
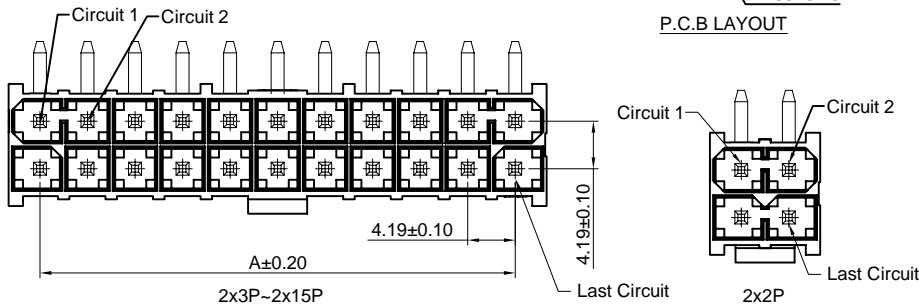
Reference Informations:

- *Material: Pin: Brass/Tin over Nickel
Insulator: LCP, UL94V-0
- *Mates with CJT C4201HFS-2xXP series Housing
- *Color: Black

- Ordering Information:
C4201WRS-2xXP - *** - ***
1 2 3
1. Part No.
 2. Material:
(blank): LCP, UL94V-0
GWT: LCP, UL94V-0, GWT 750°C
 3. Finish:
(blank): Tin over Nickel
G: Gold-flash
G15: 15µm (0.38µm) MIN. Select Gold (Mating Area)
100µm (2.54µm) MIN. Select Tin
G30: 30µm (0.76µm) MIN. Select Gold (Mating Area)
100µm (2.54µm) MIN. Select Tin



P.C.B LAYOUT



Ordering Information & Dimensions:

PART NO.	Dimensions	
	A	B
2x2P	4.19	9.40
2x3P	8.38	13.59
2x4P	12.57	17.78
2x5P	16.76	21.97
2x6P	20.95	26.16
2x7P	25.14	30.35
2x8P	29.33	34.54
2x9P	33.52	38.73
2x10P	37.71	42.92
2x11P	41.90	47.11
2x12P	46.09	51.30
2x13P	50.28	55.49
2x14P	54.47	59.68
2x15P	58.66	63.87

Unit: mm

C4201WRSB-2xXP

4.19mm Pitch 90° Dual Row Wafer

Reference Informations:

*Material:Pin:Brass/Tin over Nickel
Insulator:LCP, UL94V-0

*Mates with CJT C4201HFSB-2xXP series Housing

*Color:Black

Ordering Information:

C4201WRSB-2xXP - ^{***}/₂ - ^{***}/₃

1.Part No.

2.Material:

(blank):LCP,UL94V-0

GWT:LCP,UL94V-0,GWT 750°C

3.Finish:

(blank): Tin over Nickel

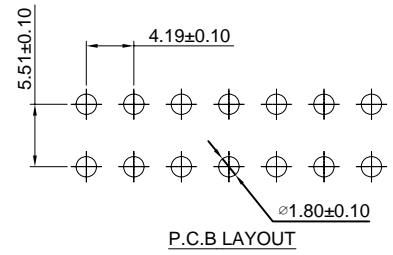
G:Gold-flash

G15:15µin (0.38µm) MIN.Select Gold(Mating Area)

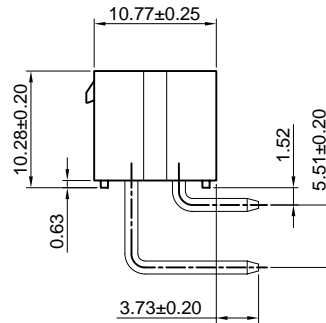
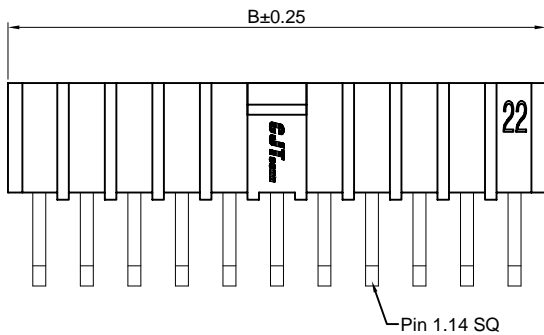
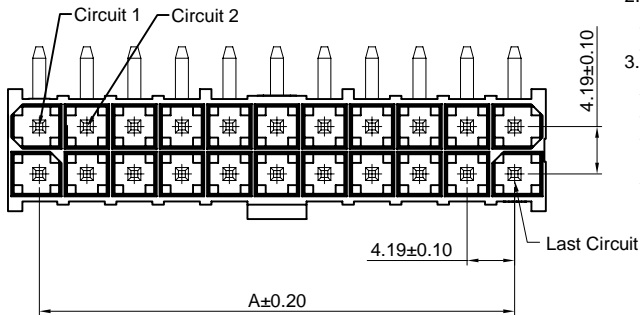
100µin (2.54µm) MIN.Select Tin

G30:30µin (0.76µm) MIN.Select Gold(Mating Area)

100µin (2.54µm) MIN.Select Tin



P.C.B LAYOUT



Ordering Information & Dimensions:

PART NO.	Dimensions	
	A	B
2x2P	4.19	9.40
2x3P	8.38	13.59
2x4P	12.57	17.78
2x5P	16.76	21.97
2x6P	20.95	26.16
2x7P	25.14	30.35
2x8P	29.33	34.54
2x9P	33.52	38.73
2x10P	37.71	42.92
2x11P	41.90	47.11
2x12P	46.09	51.30
2x13P	50.28	55.49
2x14P	54.47	59.68
2x15P	58.66	63.87

Unit: mm

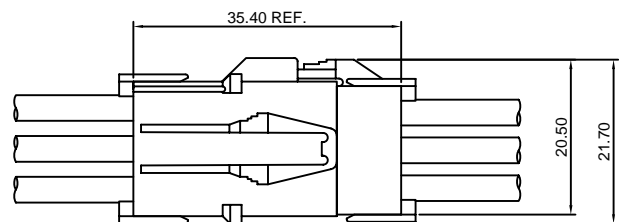
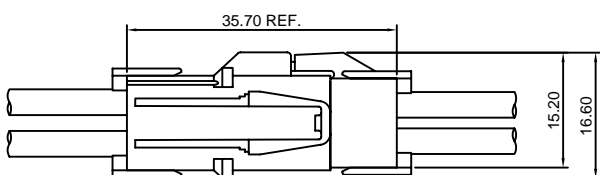
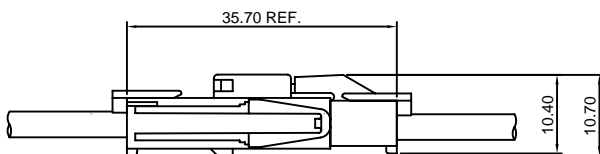
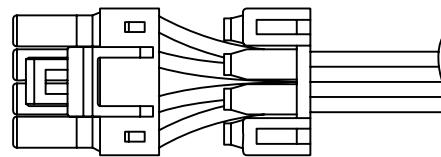
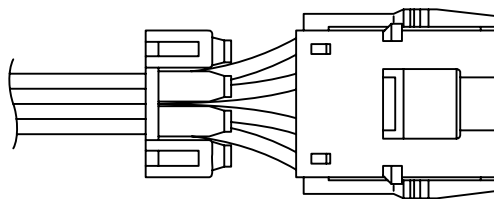
Specifications

- Current rating:10A AC,DC
- Voltage rating:300V AC,DC
- Temperature range:-40°C~+105°C
- Contact resistance:7mΩ Max.
- Insulation resistance:1000MΩ Min.
- Withstanding voltage:1500V AC/minute
- *Compliant with RoHS and REACH*
- *Meet the HF/Halogen Free,GWT/Glow wire Test (IEC60335-1) request,need to customize*
- *Contact CJT for details*

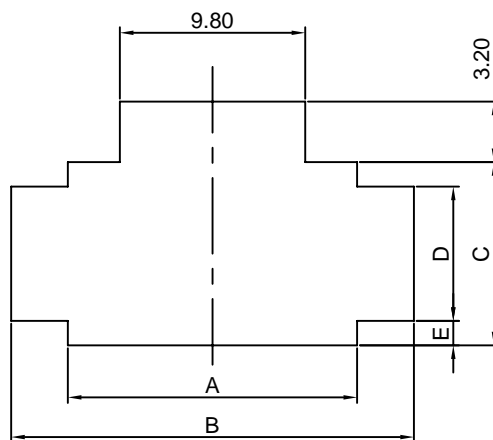
Standards



Assembly layout



Panel hole layout



Unit:mm

PART NO.	Panel thickness and Dimensions (mm)								
	0.70 to 2.00			0.70 to 0.80		0.90 to 1.30		1.40 to 2.00	
	A	B	C	D	E	D	E	D	E
C4501HM-2P	10.70	16.80	7.10	4.40	1.35	5.00	1.05	5.60	0.75
C4501HM-3P	15.30	21.30	7.10	4.40	1.35	5.00	1.05	5.60	0.75
C4501HM-2x2P	10.70	16.80	12.90	7.10	2.90	7.70	2.60	8.30	2.30
C4501HM-2x3P	15.30	21.30	12.90	7.10	2.90	7.70	2.60	8.30	2.30
C4501HM-2x4P	19.80	25.80	12.90	7.10	2.90	7.70	2.60	8.30	2.30
C4501HM-2x6P	28.90	34.80	12.90	7.10	2.90	7.70	2.60	8.30	2.30
C4501HM-2x8P	37.90	43.80	12.90	7.10	2.90	7.70	2.60	8.30	2.30
C4501HM-3x3P	15.30	21.30	18.20	7.10	5.55	7.70	5.25	8.30	4.95
C4501HM-3x4P	19.80	25.80	18.20	7.10	5.55	7.70	5.25	8.30	4.95
C4501HM-3x5P	24.40	30.30	18.20	7.10	5.55	7.70	5.25	8.30	4.95

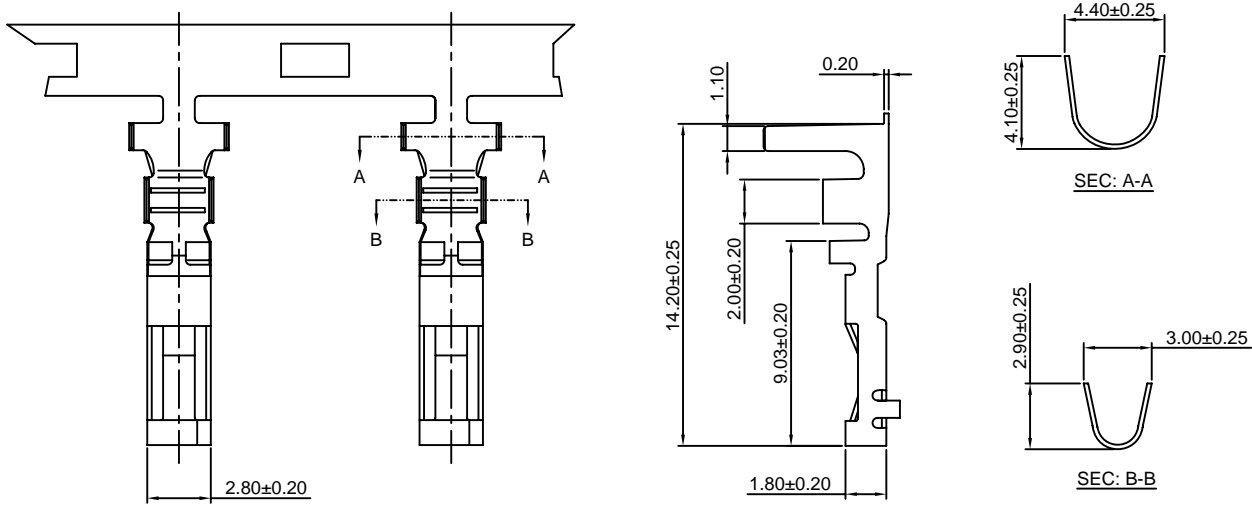
- Note: 1. Punch holes in the panel according to the figures and table shown above. Burrs must be removed.
 2. The strength of the panel must be considered when punching two or more holes.
 3. The connector must be inserted from the same side as the hole is punched.

C4501F-T

4.50mm pitch Crimp Terminal

Reference Informations:

*Used in CJT C4501HF series Housing



Ordering information & Specifications:

Unit:mm

Part NO.	Wire Range	Insulation O.D.	Material	Finish	Qty/reel
C4501F-TP	AWG#16-#20	3.40mm(max)	Phosphor Bronze	Tin over Nickel	4,000 PCS
C4501F-GP	AWG#16-#20	3.40mm(max)	Phosphor Bronze	Gold over Nickel	4,000 PCS
C4501F-TP-L	AWG#20-#26	2.50mm(max)	Phosphor Bronze	Tin over Nickel	4,000 PCS
C4501F-GP-L	AWG#20-#26	2.50mm(max)	Phosphor Bronze	Gold over Nickel	4,000 PCS

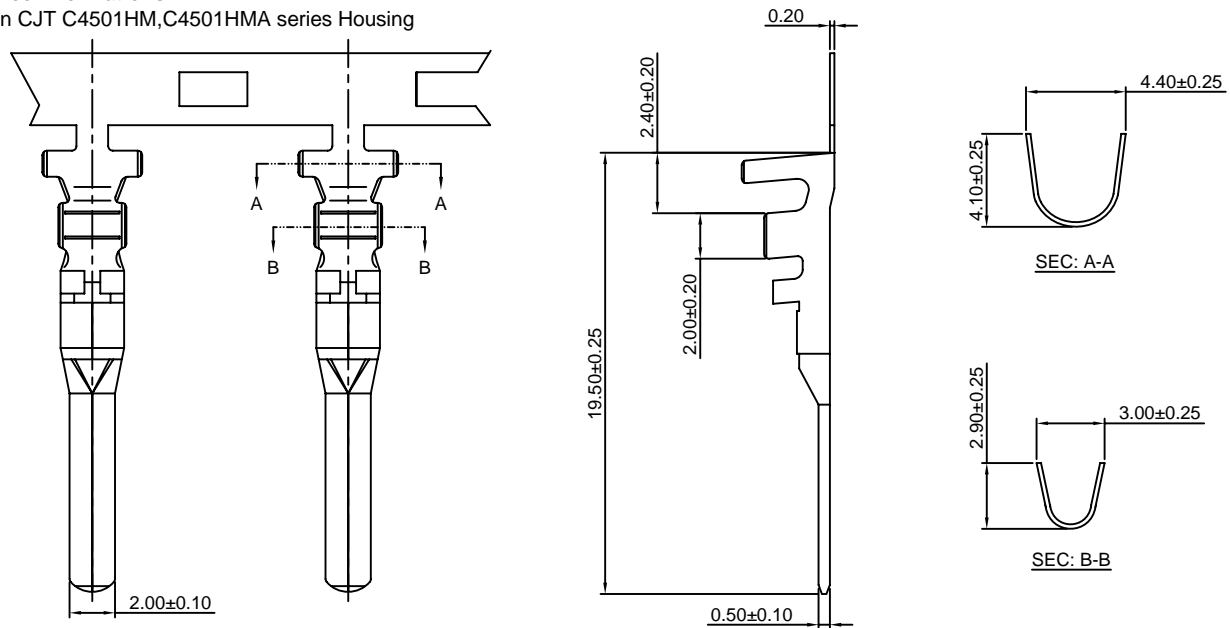
Optional Gold plating available but MOQ requested

C4501M-T

4.50mm pitch Crimp Terminal

Reference Informations:

*Used in CJT C4501HM,C4501HMA series Housing



Ordering information & Specifications:

Unit:mm

Part NO.	Wire Range	Insulation O.D.	Material	Finish	Qty/reel
C4501M-TP	AWG#16-#20	3.40mm(max)	Phosphor Bronze	Tin over Nickel	4,000 PCS
C4501M-GP	AWG#16-#20	3.40mm(max)	Phosphor Bronze	Gold over Nickel	4,000 PCS
C4501M-TP-L	AWG#20-#26	2.50mm(max)	Phosphor Bronze	Tin over Nickel	4,000 PCS
C4501M-GP-L	AWG#20-#26	2.50mm(max)	Phosphor Bronze	Gold over Nickel	4,000 PCS

Optional Gold plating available but MOQ requested

C4501H

4.50mm Pitch Housing

Reference Informations:

- *Material: Nylon 66, UL94V-0
- *Retainer Material: Nylon 66, UL94V-0
- *C4501HM (Suitable Terminal: C4501M-T(-L))
- *C4501HF (Suitable Terminal: C4501F-T(-L))
- *Color: White
- *Retainer Color: Ivory

Ordering Information:

- C4501HF-XP - ***
- | | |
|---|---|
| 1 | 2 |
|---|---|
1. Part No.
2. Material:
(blank): Nylon 66, UL94V-0
GWT: Nylon 66, UL94V-0, GWT 750°C

Ordering Information:

- C4501HM<HMA>-XP - ***
- | | |
|---|---|
| 1 | 2 |
|---|---|
1. Part No.
2. Material:
(blank): Nylon 66, UL94V-0
GWT: Nylon 66, UL94V-0, GWT 750°C

Unit: mm

C4501HF	C4501HM<HMA>	Retainer
<p><u>C4501HF-1P</u></p>	<p><u>C4501HM-1P</u></p>	<p><u>C4501S-1P</u></p>
<p><u>C4501HF-2P</u></p>	<p><u>C4501HM-2P</u></p>	<p><u>C4501S-2P</u> (commonly used for 2 circuit housing and 2x2 circuit housing)</p>
	<p><u>C4501HMA-2P</u></p>	
<p><u>C4501HF-3P</u></p>	<p><u>C4501HM-3P</u></p>	<p><u>C4501S-3P</u> (commonly used for 3 circuit housing and 2x3 circuit housing)</p>
	<p><u>C4501HMA-3P</u></p>	

C4501H

4.50mm Pitch Housing

Unit: mm

C4501HF	C4501HM<HMA>	Retainer
<p><u>C4501HF-2x2P</u></p>	<p><u>C4501HM-2x2P</u></p> <p><u>C4501HMA-2x2P</u></p>	<p><u>C4501S-2P</u></p>
<p><u>C4501HF-2x3P</u></p>	<p><u>C4501HM-2x3P</u></p> <p><u>C4501HMA-2x3P</u></p>	<p><u>C4501S-3P</u></p>

C4501H

4.50mm Pitch Housing

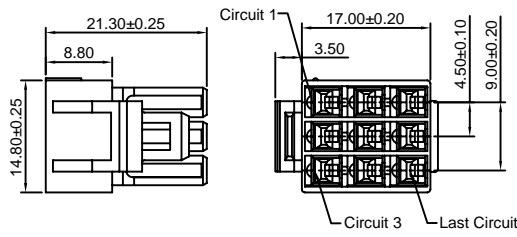
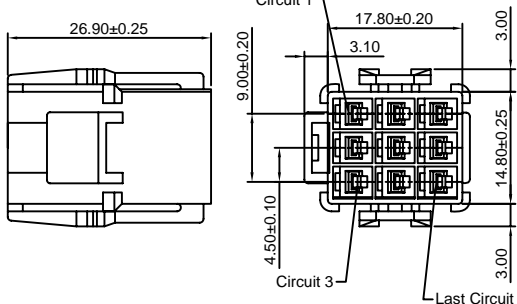

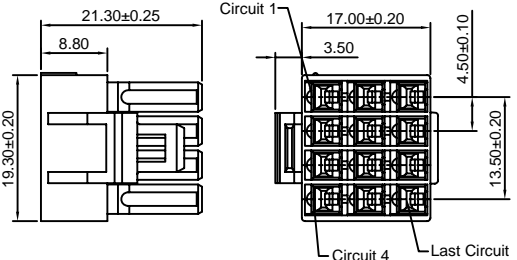
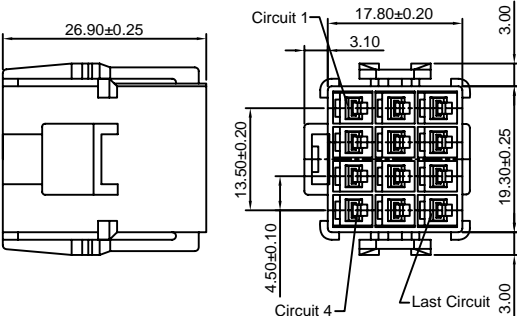

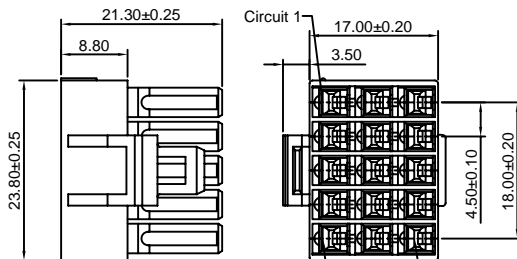
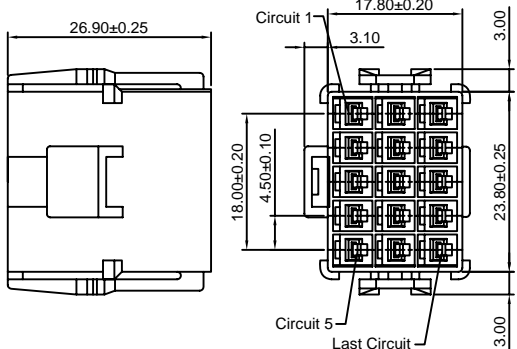

Unit: mm

C4501HF	C4501HM<HMA>	Retainer
<p><u>C4501HF-2x4P</u></p>	<p><u>C4501HM-2x4P</u></p> <p><u>C4501HMA-2x4P</u></p>	<p><u>C4501S-4P</u></p>
<p><u>C4501HF-2x6P</u></p>	<p><u>C4501HM-2x6P</u></p>	<p><u>C4501S-6P</u></p>
<p><u>C4501HF-2x8P</u></p>	<p><u>C4501HM-2x8P</u></p>	<p><u>C4501S-8P</u></p>

C4501H

4.50mm Pitch Housing

Unit: mm

C4501HF	C4501HM	Retainer
<p><u>C4501HF-3x3P</u></p> 	<p><u>C4501HM-3x3P</u></p> 	
<p><u>C4501HF-3x4P</u></p> 	<p><u>C4501HM-3x4P</u></p> 	
<p><u>C4501HF-3x5P</u></p> 	<p><u>C4501HM-3x5P</u></p> 	

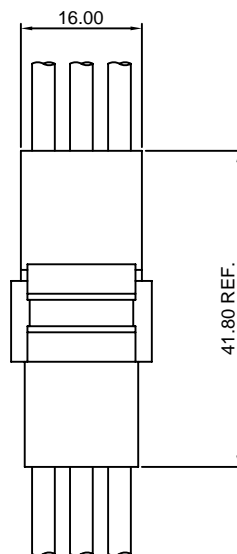
Specifications

- Current rating:12A AC,DC
- Voltage rating:250V AC,DC
- Temperature range:-40°C~+105°C
- Contact resistance:10mΩ Max.
- Insulation resistance:1000MΩ Min.
- Withstanding voltage:1500V AC/minute
- *Compliant with RoHS and REACH*
- *Meet the HF/Halogen Free,GWT/Glow wire Test (IEC60335-1) request,need to customize*
- *Contact CJT for details*

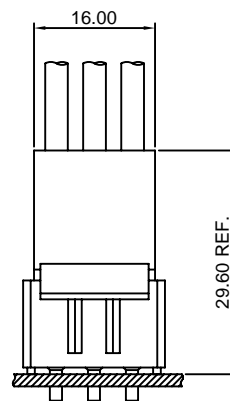
Standards



Assembly layout



wire to wire



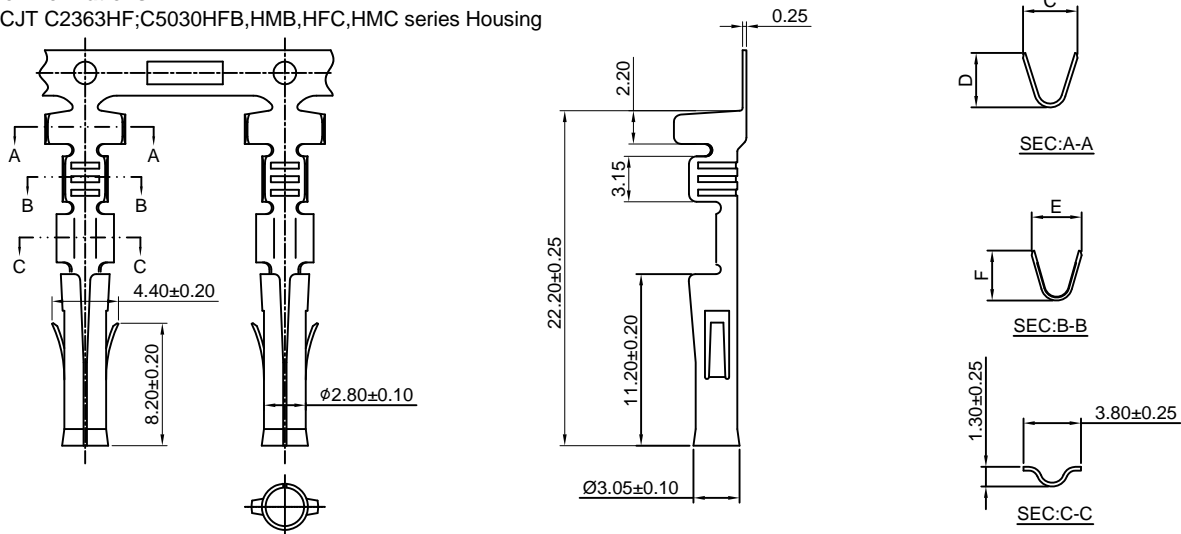
wire to board

C5030F-T(-H)

5.03mm pitch Crimp Terminal

Reference Informations:

*Used in CJT C2363HF;C5030HFB,HMB,HFC,HMC series Housing



Ordering information & Specifications:

Unit:mm

Part NO.	Wire Range	Insulation O.D.	Material	Finish	C	D	E	F	Qty/reel
C5030F-TB	AWG#18-#24	3.10mm(max)	Brass	Tin over Nickel	3.60	3.60	3.30	3.30	5,000 PCS
C5030F-TP	AWG#18-#24	3.10mm(max)	Phosphor Bronze	Gold over Nickel	3.60	3.60	3.30	3.30	5,000 PCS
C5030F-GB	AWG#18-#24	3.10mm(max)	Brass	Tin over Nickel	3.60	3.60	3.30	3.30	5,000 PCS
C5030F-GP	AWG#18-#24	3.10mm(max)	Phosphor Bronze	Gold over Nickel	3.60	3.60	3.30	3.30	5,000 PCS
C5030F-TB-H	AWG#14-#20	4.10mm(max)	Brass	Tin over Nickel	4.70	4.80	3.00	3.40	5,000 PCS
C5030F-TP-H	AWG#14-#20	4.10mm(max)	Phosphor Bronze	Gold over Nickel	4.70	4.80	3.00	3.40	5,000 PCS
C5030F-GB-H	AWG#14-#20	4.10mm(max)	Brass	Tin over Nickel	4.70	4.80	3.00	3.40	5,000 PCS
C5030F-GP-H	AWG#14-#20	4.10mm(max)	Phosphor Bronze	Gold over Nickel	4.70	4.80	3.00	3.40	5,000 PCS

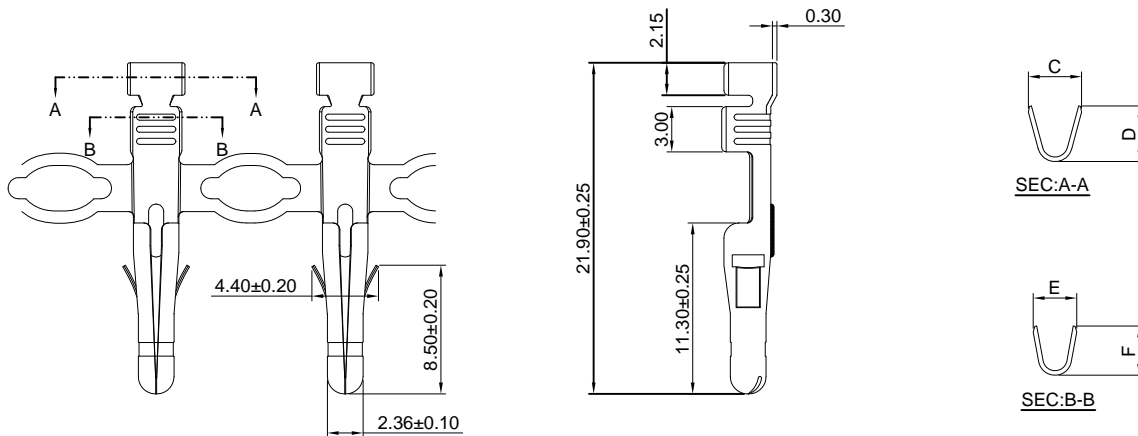
Optional Gold plating available but MOQ requested

C5030M-T(-H)

5.03mm pitch Crimp Terminal

Reference Informations:

*Used in CJT C2363HM,HMA;C5030HMB,HFB,HMC,HFC series Housing



Ordering information & Specifications:

Unit:mm

Part NO.	Wire Range	Insulation O.D.	Material	Finish	C	D	E	F	Qty/reel
C5030M-TB	AWG#18-#24	3.10mm(max)	Brass	Tin over Nickel	3.50	3.70	2.90	3.30	5,000 PCS
C5030M-TP	AWG#18-#24	3.10mm(max)	Phosphor Bronze	Gold over Nickel	3.50	3.70	2.90	3.30	5,000 PCS
C5030M-GB	AWG#18-#24	3.10mm(max)	Brass	Tin over Nickel	3.50	3.70	2.90	3.30	5,000 PCS
C5030M-GP	AWG#18-#24	3.10mm(max)	Phosphor Bronze	Gold over Nickel	3.50	3.70	2.90	3.30	5,000 PCS
C5030M-TB-H	AWG#14-#20	4.10mm(max)	Brass	Tin over Nickel	5.40	4.90	3.20	3.30	4,000 PCS
C5030M-TP-H	AWG#14-#20	4.10mm(max)	Phosphor Bronze	Gold over Nickel	5.40	4.90	3.20	3.30	4,000 PCS
C5030M-GB-H	AWG#14-#20	4.10mm(max)	Brass	Tin over Nickel	5.40	4.90	3.20	3.30	4,000 PCS
C5030M-GP-H	AWG#14-#20	4.10mm(max)	Phosphor Bronze	Gold over Nickel	5.40	4.90	3.20	3.30	4,000 PCS

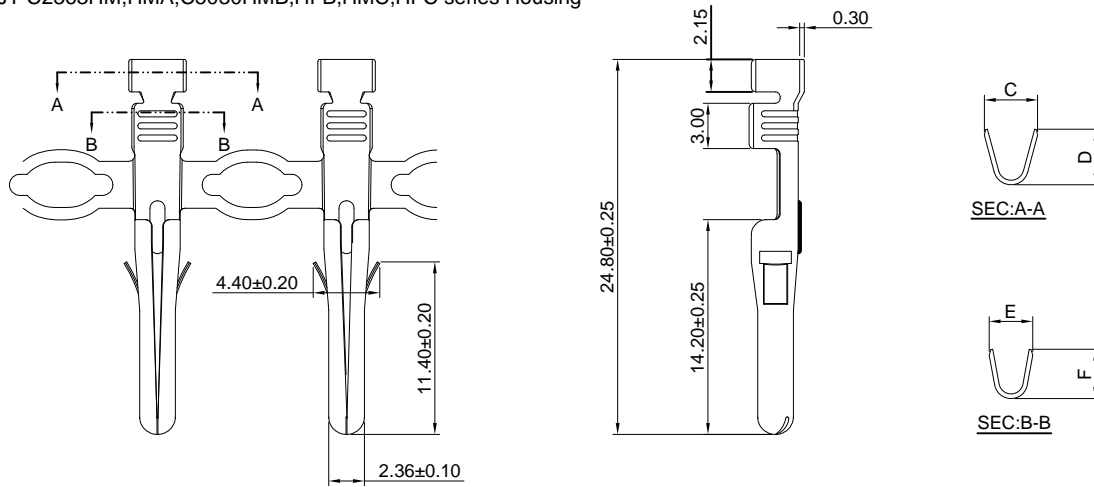
Optional Gold plating available but MOQ requested

C5030ML-T(-H)

5.03mm pitch Crimp Terminal

Reference Informations:

*Used in CJT C2363HM,HMA;C5030HMB,HFB,HMC,HFC series Housing



Ordering information & Specifications:

Unit:mm

Part NO.	Wire Range	Insulation O.D.	Material	Finish	C	D	E	F	Qty/reel
C5030ML-TB	AWG#18-#24	3.10mm(max)	Brass	Tin over Nickel	3.50	3.70	2.90	3.30	5,000 PCS
C5030ML-TP	AWG#18-#24	3.10mm(max)	Phosphor Bronze	Gold over Nickel	3.50	3.70	2.90	3.30	5,000 PCS
C5030ML-GB	AWG#18-#24	3.10mm(max)	Brass	Tin over Nickel	3.50	3.70	2.90	3.30	5,000 PCS
C5030ML-GP	AWG#18-#24	3.10mm(max)	Phosphor Bronze	Gold over Nickel	3.50	3.70	2.90	3.30	5,000 PCS
C5030ML-TB-H	AWG#14-#20	4.10mm(max)	Brass	Tin over Nickel	5.40	4.90	3.20	3.30	4,000 PCS
C5030ML-TP-H	AWG#14-#20	4.10mm(max)	Phosphor Bronze	Gold over Nickel	5.40	4.90	3.20	3.30	4,000 PCS
C5030ML-GB-H	AWG#14-#20	4.10mm(max)	Brass	Tin over Nickel	5.40	4.90	3.20	3.30	4,000 PCS
C5030ML-GP-H	AWG#14-#20	4.10mm(max)	Phosphor Bronze	Gold over Nickel	5.40	4.90	3.20	3.30	4,000 PCS

Optional Gold plating available but MOQ requested

C5030H

5.03mm Pitch Housing

Reference Informations:

- *Material: Nylon 66, UL94V-2
- *C5030HMB (Suitable Terminal: C5030M(F)-T(-H))
- *C5030HFB (Suitable Terminal: C5030F(M)-T(-H))
- *Color: Natural

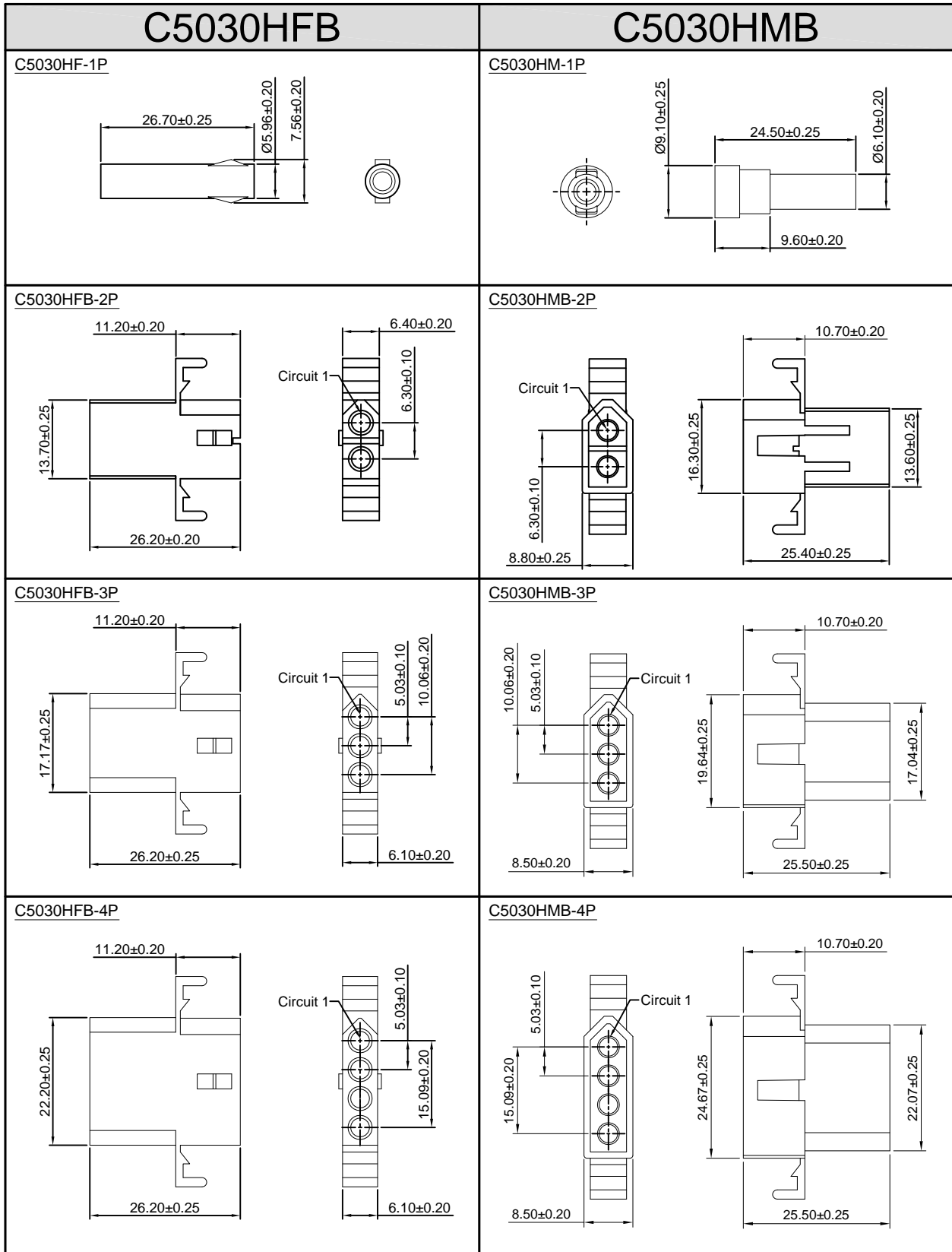
Ordering Information:

C5030HFB/HMB-XP - ***
1 2

1. Part No.
2. Material:

(blank): Nylon 66, UL94V-2/Natural
V0: Nylon 66, UL94V-0/White
GWT: Nylon 66, UL94V-0, GWT 750°C

Unit: mm



C5030H

5.03mm Pitch Housing

Reference Informations:

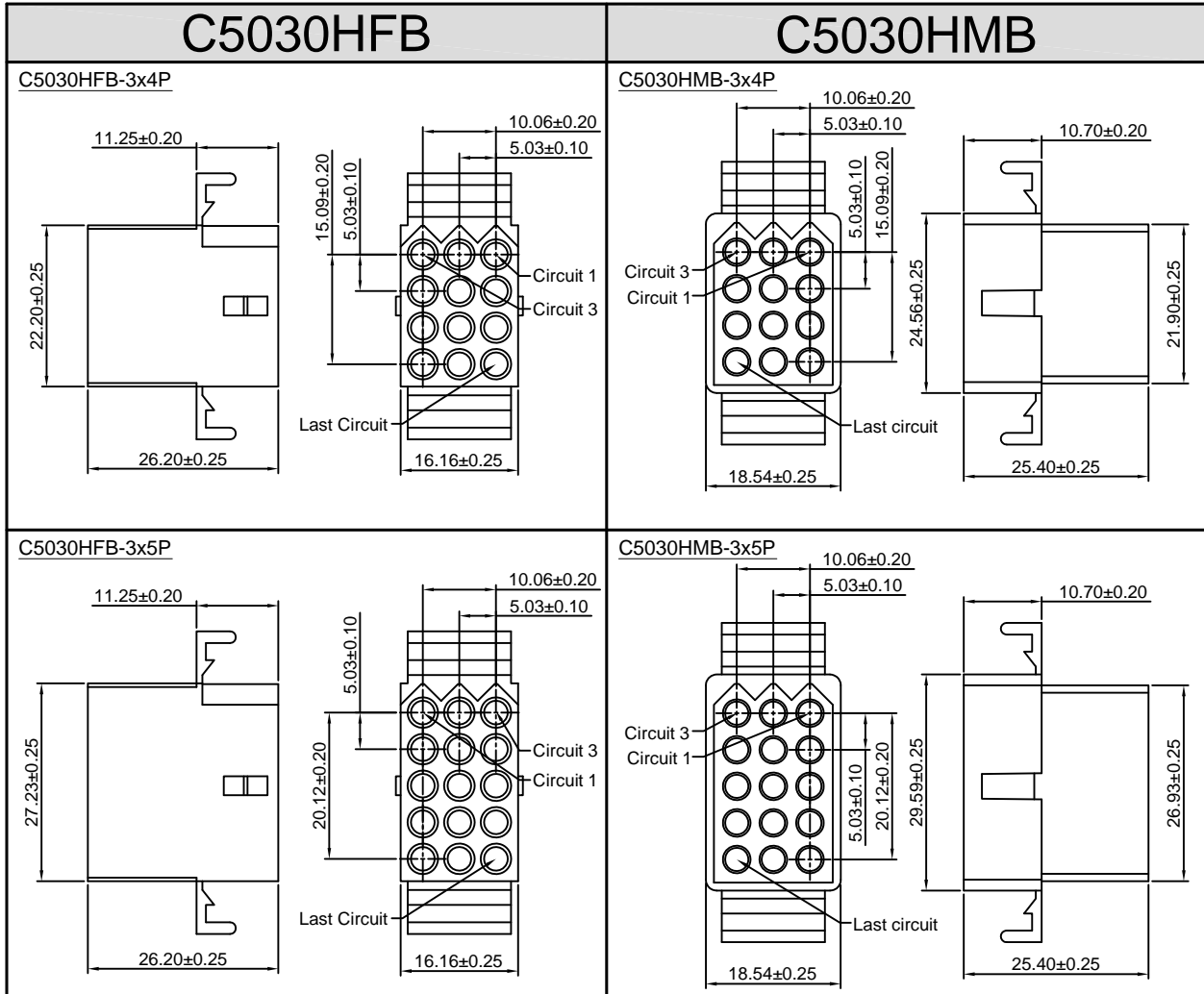
- *Material: Nylon 66, UL94V-2
- *C5030HMB (Suitable Terminal: C5030M(F)-T(-H))
- *C5030HFB (Suitable Terminal: C5030F(M)-T(-H))
- *Color: Natural

Ordering Information:

C5030HFB/HMB-3xXP - ***

- 1. Part No.
- 2. Material:
- (blank): Nylon 66, UL94V-2/Natural
- V0: Nylon 66, UL94V-0/White
- GWT: Nylon 66, UL94V-0, GWT 750°C

Unit: mm



C5030H

5.03mm Pitch Housing

Reference Informations:

- *Material: Nylon 66, UL94V-2
- *C5030HMC (Suitable Terminal: C5030M(F)-T(-H))
- *C5030HFC (Suitable Terminal: C5030F(M)-T(-H))
- *Color: Natural

Ordering Information:

C5030HFC/HMC-XP - ***
 1 _____ 2

- 1. Part No.
- 2. Material:

(blank): Nylon 66, UL94V-2/Natural
 V0: Nylon 66, UL94V-0/White
 GWT: Nylon 66, UL94V-0, GWT 750°C

Unit: mm

C5030HFC	C5030HMC
<p><u>C5030HFC-2P</u></p>	<p><u>C5030HMC-2P</u></p>
<p><u>C5030HFC-3P</u></p>	<p><u>C5030HMC-3P</u></p>
<p><u>C5030HFC-4P</u></p>	<p><u>C5030HMC-4P</u></p>
<p><u>C5030HFC-5P</u></p>	<p><u>C5030HMC-5P</u></p>

C5030H

5.03mm Pitch Housing

Reference Informations:

- *Material: Nylon 66, UL94V-2
- *C5030HMC (Suitable Terminal: C5030M(F)-T(-H))
- *C5030HFC (Suitable Terminal: C5030F(M)-T(-H))
- *Color: Natural

Ordering Information:

C5030HFC/HMC-2xXP - ***

1. Part No.
2. Material:
 (blank): Nylon 66, UL94V-2/Natural
 V0: Nylon 66, UL94V-0/White
 GWT: Nylon 66, UL94V-0, GWT 750°C

C5030HFC		C5030HMC	
<p>C5030HFC-2x2P</p>			
<p>C5030HFC-3x2P</p>	<p>C5030HMC-3x2P</p>		
<p>C5030HFC-3x3P</p>	<p>C5030HMC-3x3P</p>		
<p>C5030HFC-3x4P</p>	<p>C5030HMC-3x4P</p>		

C5030H

5.03mm Pitch Housing

Reference Informations:

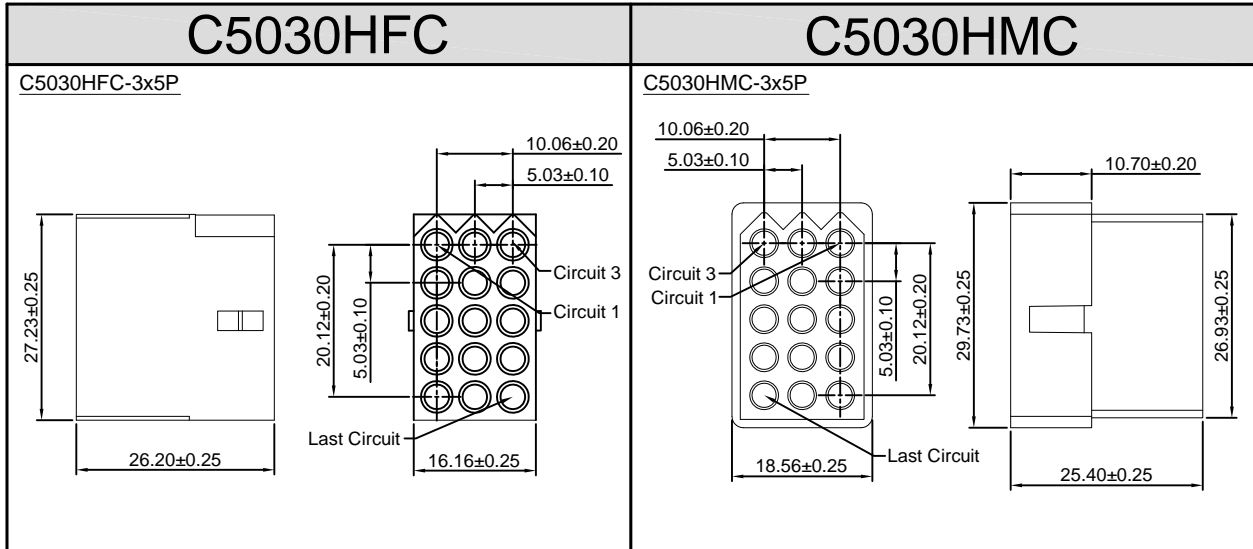
- *Material: Nylon 66, UL94V-2
- *C5030HMC (Suitable Terminal: C5030M(F)-T(-H))
- *C5030HFC (Suitable Terminal: C5030F(M)-T(-H))
- *Color: Natural

Ordering Information:

C5030HFC/HMC-3xXP - ***
 $\frac{1}{2}$

1. Part No.
2. Material:
 (blank): Nylon 66, UL94V-2/Natural
 V0: Nylon 66, UL94V-0/White
 GWT: Nylon 66, UL94V-0, GWT 750°C

Unit: mm



C5030WV-3x2P

5.03mm Pitch Triple Row Wafer

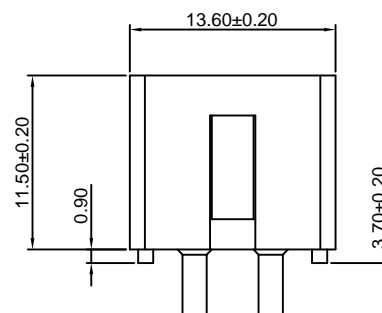
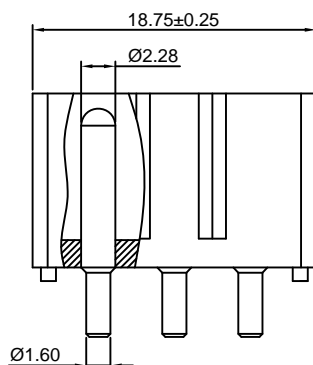
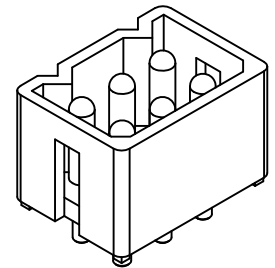
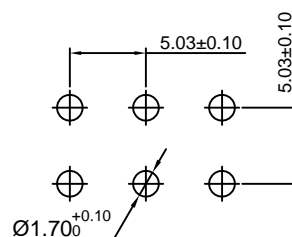
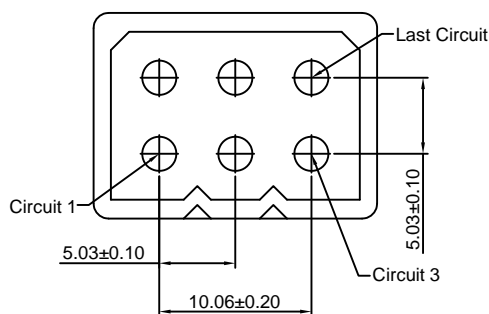
Reference Informations:

- *Material: Pin: Brass/Gold over Nickel
 Insulator: Nylon 66, UL94V-2
- *Mates with CJT C5030HFB-3x2P, C5030HFC-3x2P Housing
- *Color: Natural

Ordering Information:

C5030WV-3x2P - ***
 $\frac{1}{2}$

1. Part No.
2. Material:
 (blank): Nylon 66, UL94V-2/Natural
 V0: Nylon 66, UL94V-0/White
 GWT: Nylon 66, UL94V-0, GWT 750°C



Unit: mm

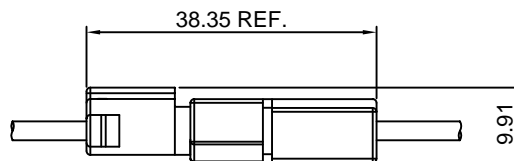
Specifications

- Current rating:7A AC,DC
- Voltage rating:250V AC,DC
- Temperature range:-40°C~+105°C
- Contact resistance:10mΩ Max.
- Insulation resistance:1000MΩ Min.
- Withstanding voltage:1500V AC/minute
- *Compliant with RoHS and REACH*
- *Meet the HF/Halogen Free,GWT/Glow wire Test (IEC60335-1) request,need to customize*
- *Contact CJT for details*

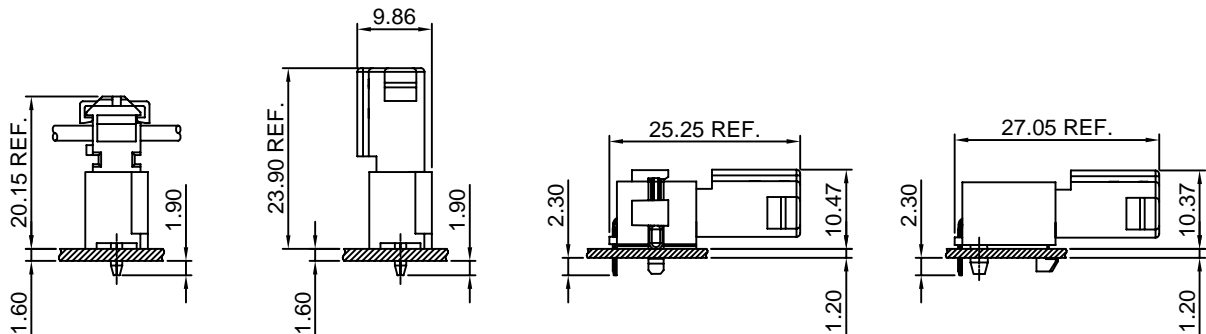
Standards



Assembly layout



WIRE TO WIRE TYPE



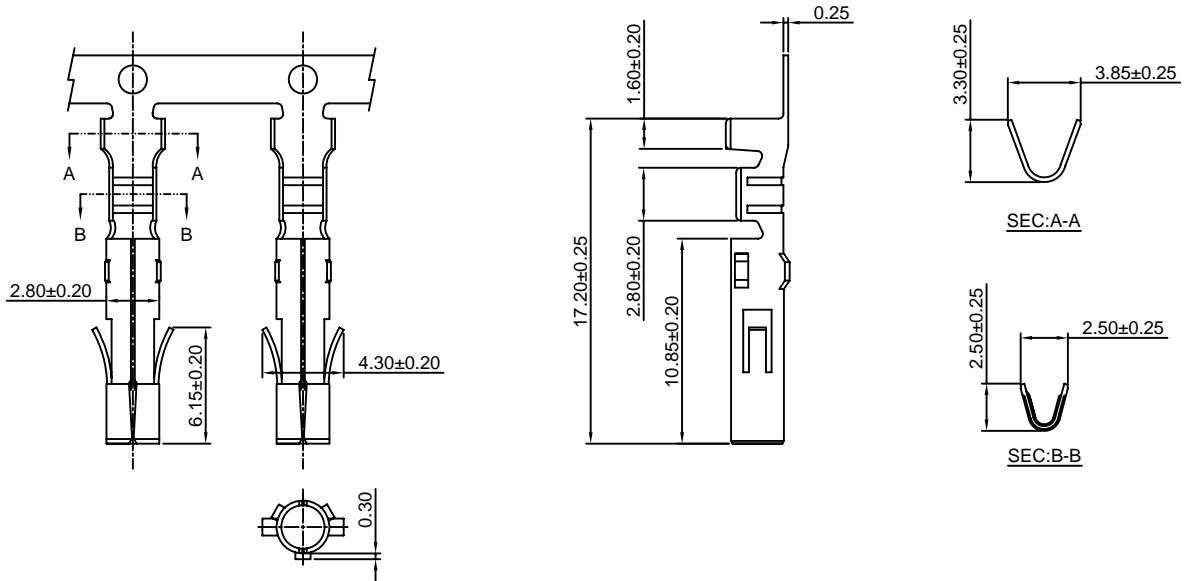
WIRE TO BOARD TYPE

C5081F-T

5.08mm pitch Crimp Terminal

Reference Informations:

*Used in CJT C5081HF-XP,C7110HF-2P series Housing



Ordering information & Specifications:

Unit:mm

Part NO.	Wire Range	Insulation O.D.	Material	Finish	Qty/reel
C5081F-TB	AWG#18-#24	2.50mm(max)	Brass	Tin over Nickel	7,000 PCS
C5081F-TP	AWG#18-#24	2.50mm(max)	Phosphor Bronze	Tin over Nickel	7,000 PCS
C5081F-GB	AWG#18-#24	2.50mm(max)	Brass	Gold over Nickel	7,000 PCS
C5081F-GP	AWG#18-#24	2.50mm(max)	Phosphor Bronze	Gold over Nickel	7,000 PCS

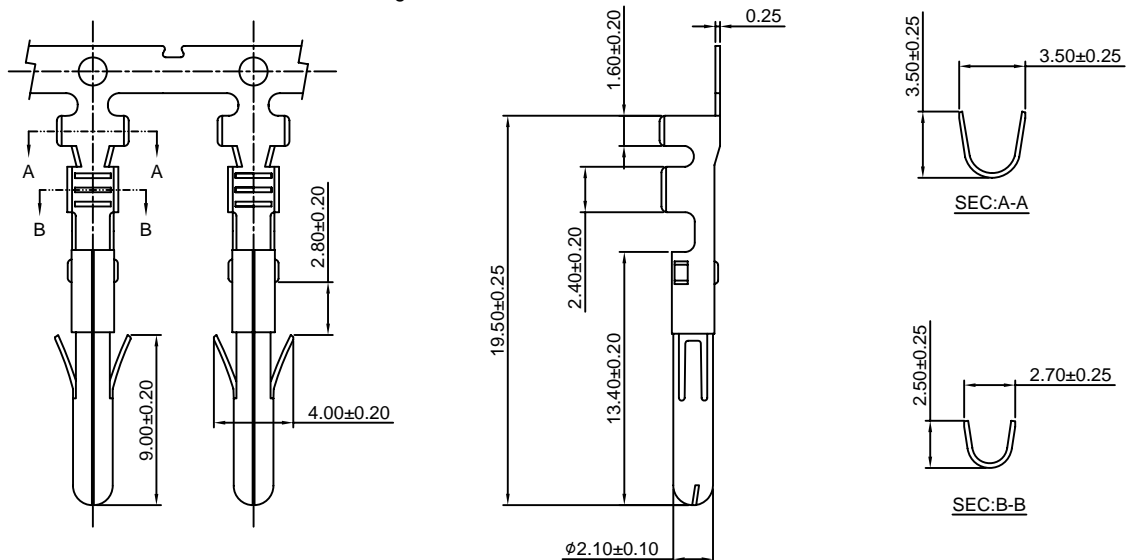
Optional Gold plating available but MOQ requested

C5081M-T

5.08mm pitch Crimp Terminal

Reference Informations:

*Used in CJT C5081HM-XP,C7110HM-2P series Housing



Ordering information & Specifications:

Unit:mm

Part NO.	Wire Range	Insulation O.D.	Material	Finish	Qty/reel
C5081M-TB	AWG#18-#24	2.50mm(max)	Brass	Tin over Nickel	7,000 PCS
C5081M-TP	AWG#18-#24	2.50mm(max)	Phosphor Bronze	Tin over Nickel	7,000 PCS
C5081M-GB	AWG#18-#24	2.50mm(max)	Brass	Gold over Nickel	7,000 PCS
C5081M-GP	AWG#18-#24	2.50mm(max)	Phosphor Bronze	Gold over Nickel	7,000 PCS

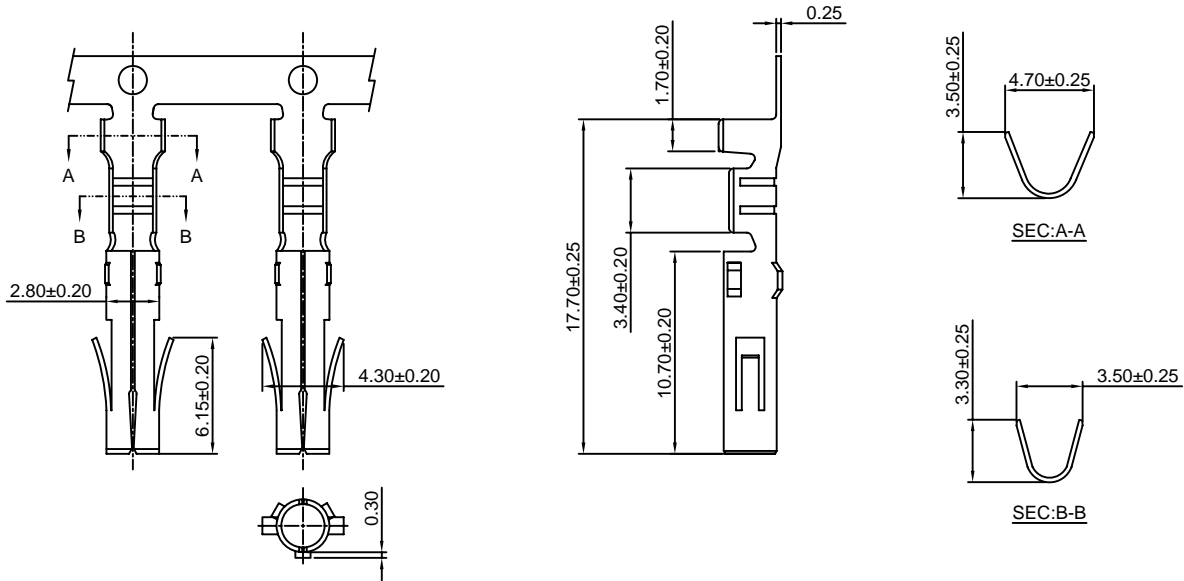
Optional Gold plating available but MOQ requested

C5081F-T-H

5.08mm pitch Crimp Terminal

Reference Informations:

*Used in CJT C5081HF-XP,C7110HF-2P series Housing



Ordering information & Specifications:

Unit:mm

Part NO.	Wire Range	Insulation O.D.	Material	Finish	Qty/reel
C5081F-TB-H	AWG#14-#20	3.30mm(max)	Brass	Tin over Nickel	6,000 PCS
C5081F-TP-H	AWG#14-#20	3.30mm(max)	Phosphor Bronze	Tin over Nickel	6,000 PCS
C5081F-GB-H	AWG#14-#20	3.30mm(max)	Brass	Gold over Nickel	6,000 PCS
C5081F-GP-H	AWG#14-#20	3.30mm(max)	Phosphor Bronze	Gold over Nickel	6,000 PCS

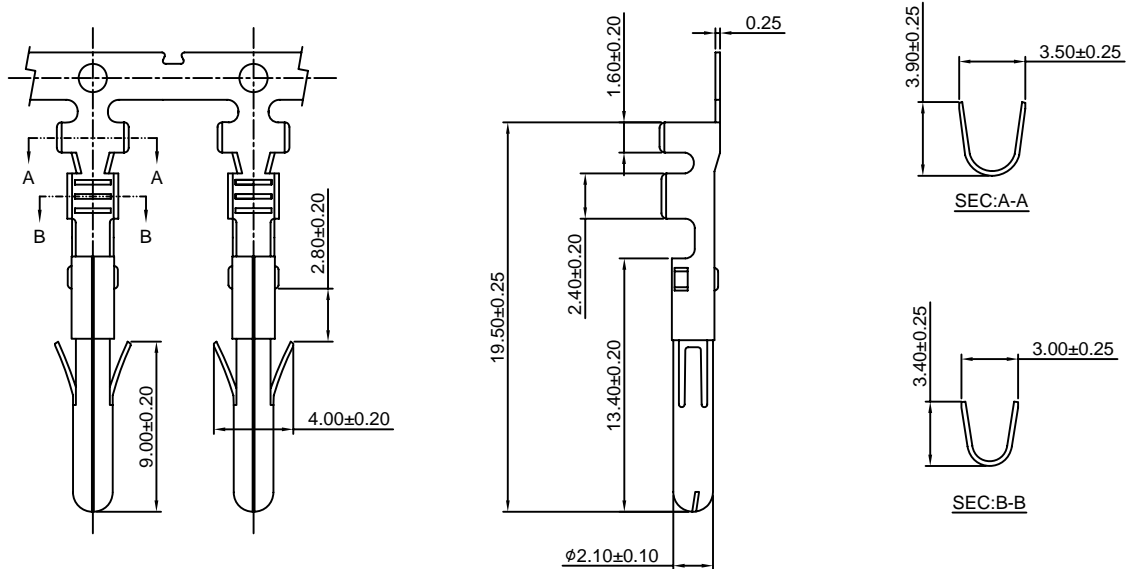
Optional Gold plating available but MOQ requested

C5081M-T-H

5.08mm pitch Crimp Terminal

Reference Informations:

*Used in CJT C5081HM-XP,C7110HM-2P series Housing



Ordering information & Specifications:

Unit:mm

Part NO.	Wire Range	Insulation O.D.	Material	Finish	Qty/reel
C5081M-TB-H	AWG#14-#20	3.30mm(max)	Brass	Tin over Nickel	6,000 PCS
C5081M-TP-H	AWG#14-#20	3.30mm(max)	Phosphor Bronze	Tin over Nickel	6,000 PCS
C5081M-GB-H	AWG#14-#20	3.30mm(max)	Brass	Gold over Nickel	6,000 PCS
C5081M-GP-H	AWG#14-#20	3.30mm(max)	Phosphor Bronze	Gold over Nickel	6,000 PCS

Optional Gold plating available but MOQ requested

C5081HF-XP

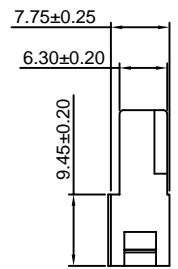
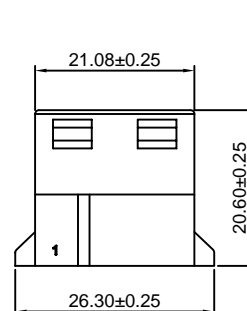
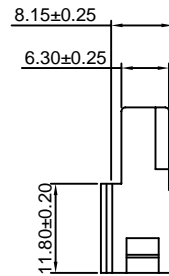
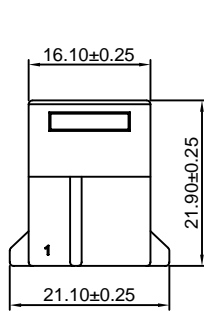
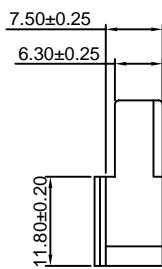
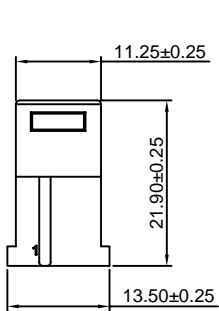
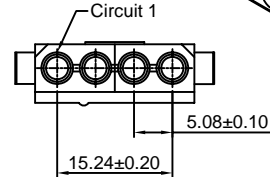
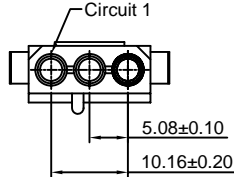
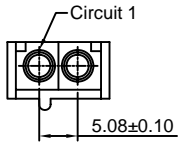
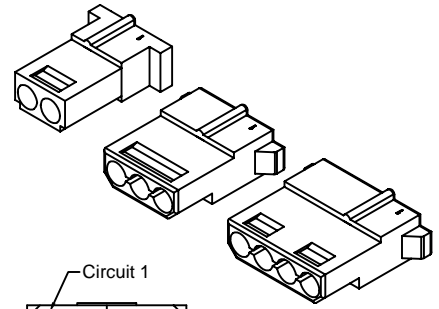
5.08mm pitch Housing

Reference Informations:

- *Material:Nylon 66,UL94V-2
- *Suitable CJT C5081F-T(-H) series Terminal
- *Mates with CJT C5081HM-XP series Housing or C5081WV-XP,WR-4P,C5081WV-F,WR-F-4P, C5081WV,WR-4P-R series Wafer
- *Color:Natural

Ordering Information:

- C5081HF-XP - ***
 $\frac{1}{2}$
- 1.Part No.
 - 2.Material:
 (blank):Nylon 66,UL94V-2
 V0:Nylon 66,UL94V-0
 GWT:Nylon 66,UL94V-0,GWT 750°C



C5081HF-2P

C5081HF-3P

C5081HF-4P

C5081HM-XP

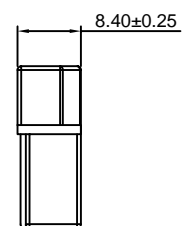
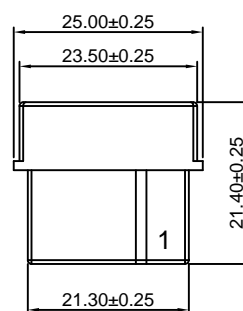
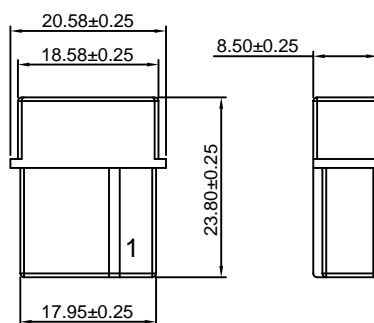
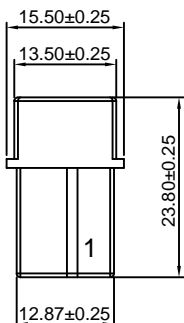
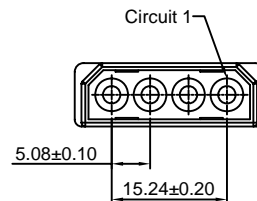
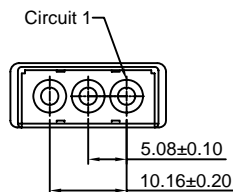
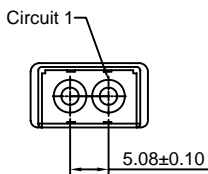
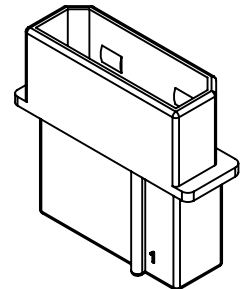
5.08mm pitch Housing

Reference Informations:

- *Material:Nylon 66,UL94V-2
- *Suitable CJT C5081M-T(-H) series Terminal
- *Mates with CJT C5081HF-XP series Housing or C5081HI-4P series I.D.C Connector or C5081HFVW-XP series Wafer
- *Color:Natural

Ordering Information:

- C5081HM-XP - ***
 $\frac{1}{2}$
- 1.Part No.
 - 2.Material:
 (blank):Nylon 66,UL94V-2
 V0:Nylon 66,UL94V-0
 GWT:Nylon 66,UL94V-0,GWT 750°C



C5081HM-2P

C5081HM-3P

C5081HM-4P

C5081HFWV-XP

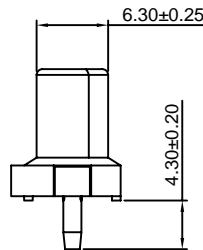
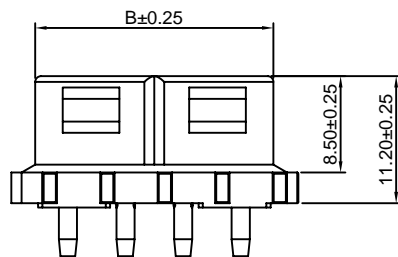
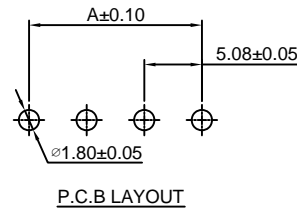
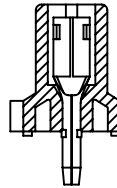
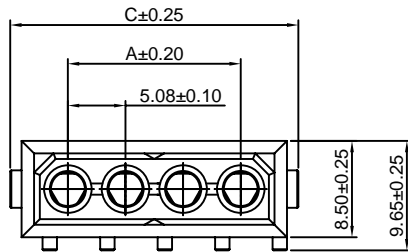
5.08mm pitch 180° Wafer

Reference Informations:

- *Material: Pin: Phosphor Bronze/Tin over Nickel
Insulator: Nylon 66, UL94V-2
- *Mates with CJT C5081HM-XP series Housing or C5081WV-XP, C5081WR-4P, C5081WV-F, WR-F-4P series Wafer
- *Color: Natural

Ordering Information:

- C5081HFWV-XP - *** - **
 $\frac{1}{2} \frac{3}{3}$
1. Part No.
 2. Material:
 (blank): Nylon 66, UL94V-2
 V0: Nylon 66, UL94V-0
 GWT: Nylon 66, UL94V-0, GWT 750°C
 3. Finish:
 (blank): Tin over Nickel
 G: Gold over Nickel



Ordering Information & Dimensions:

PART NO.	Dimensions		
	A	B	C
2P	5.08	10.84	15.24
3P	10.16	15.92	20.30
4P	15.24	21.00	25.40

Unit: mm

C5081HI-4P

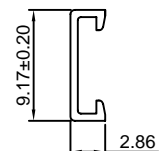

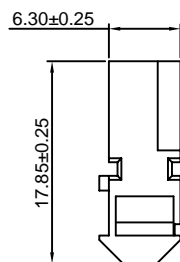
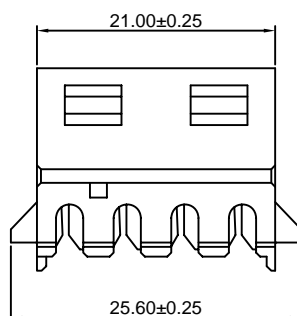
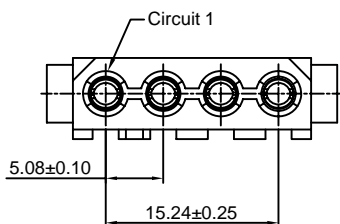
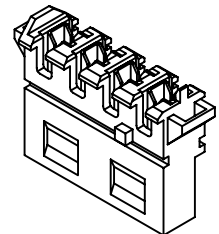
5.08mm pitch Insulation Displacement Connector

Reference Informations:

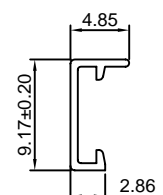

- *Material: Terminal: Phosphor Bronze/Tin over Nickel
Housing: Nylon 66, UL94V-2
Cap: Nylon 66, UL94V-2
- *Mates with CJT C5081HM-XP series Housing or C5081WV-XP, WR-4P, C5081WV-F, WR-F-4P, C5081WV, WR-4P-R series Wafer
- *Color: Natural

Ordering Information:

- C5081HI-4P - *** - ** - **
 $\frac{1}{2} \frac{3}{3} \frac{4}{4}$
1. Part No.
 2. Material:
 (blank): Nylon 66, UL94V-2
 V0: Nylon 66, UL94V-0
 GWT: Nylon 66, UL94V-0, GWT 750°C
 3. AWG of Wire:
 (blank): -AWG#16
 18: -AWG#18
 20: -AWG#20
 22: -AWG#22
 4. Finish:
 (blank): Tin over Nickel
 G: Gold over Nickel



C5081HI-C (Through type)



C5081HI-CA (End type)

C5081WV-XP

5.08mm pitch 180° Wafer

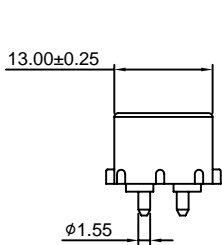
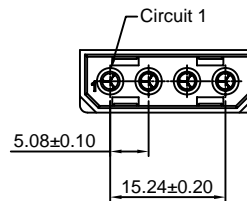
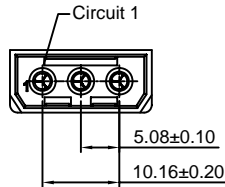
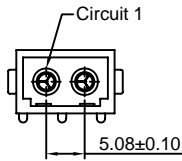
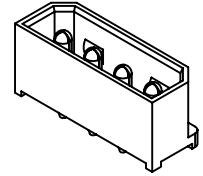
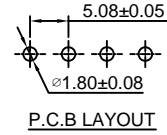
Reference Informations:

- *Material: Pin: Brass/Tin over Nickel
Insulator: Nylon 66, UL94V-2
- *Mates with CJT C5081HF-XP series Housing
or C5081HI-4P series I.D.C Connector
- *Color: Natural

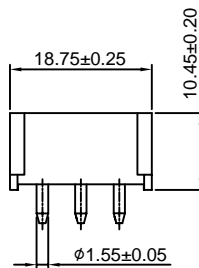
Ordering Information:

C5081WV-XP - *** - **
1 2 3

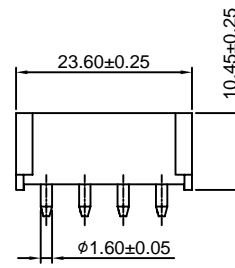
1. Part No.
2. Material:
(blank): Nylon 66, UL94V-2
VQ: Nylon 66, UL94V-0
GWT: Nylon 66, UL94V-0, GWT 750°C
3. Finish:
(blank): Tin over Nickel
G: Gold over Nickel



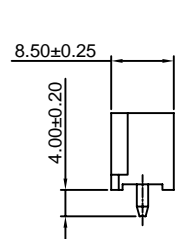
2P



3P



4P



C5081WV-F-4P

5.08mm pitch 180° Wafer

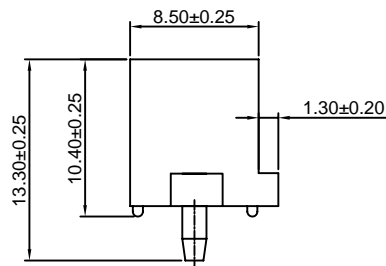
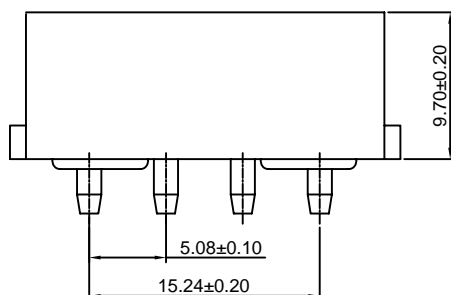
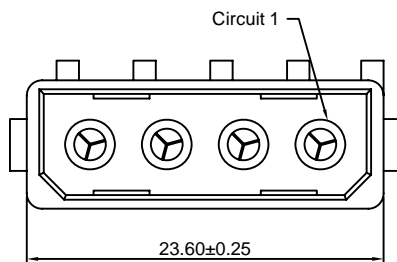
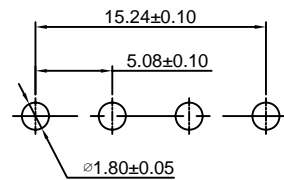
Reference Informations:

- *Material: Pin: Brass/Tin over Nickel
Insulator: Nylon 66, UL94V-2
- *Mates with CJT C5081HF-XP series Housing
or C5081HI-4P series I.D.C Connector
- *Color: Natural

Ordering Information:

C5081WV-F-4P - *** - ** - *
1 2 3 4

1. Part No.
2. Material:
(blank): Nylon 66, UL94V-2
VQ: Nylon 66, UL94V-0
GWT: Nylon 66, UL94V-0, GWT 750°C
3. Color:
(blank): Natural
BK: Black
RD: Red
4. Finish:
(blank): Tin over Nickel
G: Gold over Nickel



C5081WV-4P-R

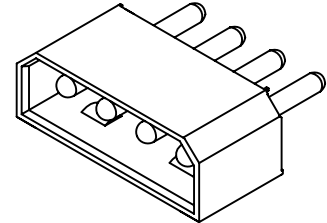
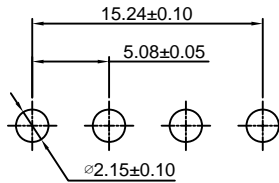
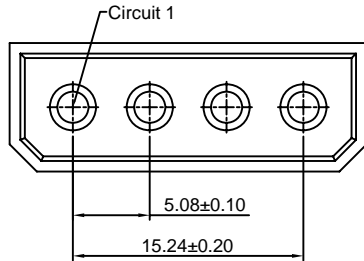
5.08mm pitch 180° Wafer-Reverse Type

Reference Informations:

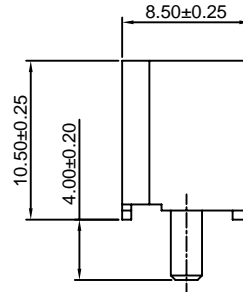
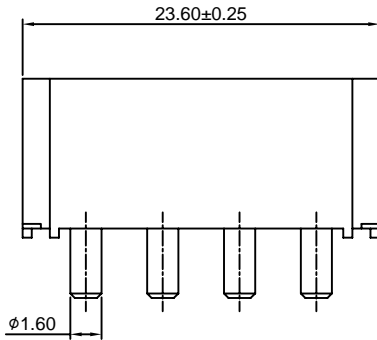
- *Material:Pin:Brass/Tin over Nickel
Metal Band:Brass/Tin over Nickel
Insulator:Nylon 66,UL94V-2
- *Mates with CJT C5081HF-XP series Housing
or C5081HI-4P series I.D.C Connector
- *Color:Black

Ordering Information:

- C5081WV-4P-R - *** - *
1 2 3
- 1.Part No.
 - 2.Material:
(blank):Nylon 66,UL94V-2
V0:Nylon 66,UL94V-0
GWT:Nylon 66,UL94V-0,GWT 750°C
 - 3.Finish
(blank):Tin over Nickel
G:Gold over Nickel



P.C.B LAYOUT



C5081WR-4P

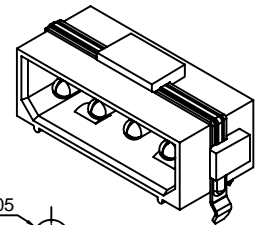
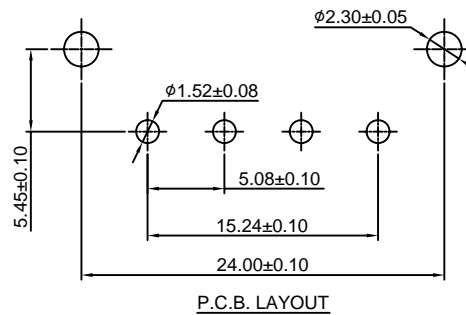
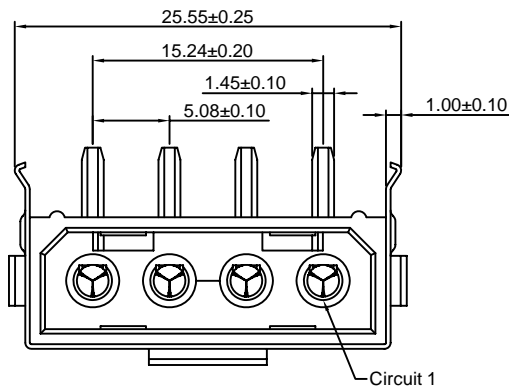
5.08mm pitch 90° Wafer

Reference Informations:

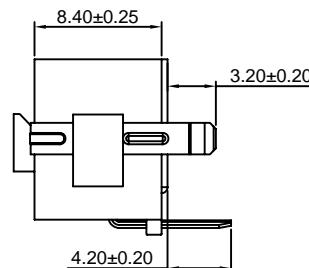
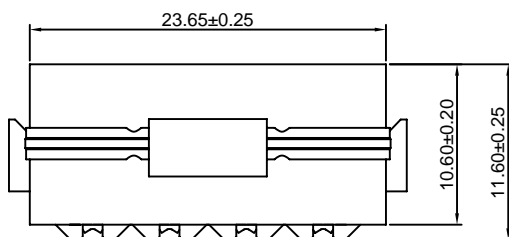
- *Material:Pin:Brass/Tin over Nickel
Metal Band:Brass/Tin over Nickel
Insulator:Nylon 66,UL94V-0
- *Mates with CJT C5081HF-XP series Housing
or C5081HI-4P series I.D.C Connector
- *Color:Black

Ordering Information:

- C5081WR-4P - *** - *
1 2 3
- 1.Part No.
 - 2.Material:
(blank):Nylon 66,UL94V-0
GWT:Nylon 66,UL94V-0,GWT 750°C
 - 3.Finish
(blank):Tin over Nickel
G:Gold over Nickel



P.C.B. LAYOUT



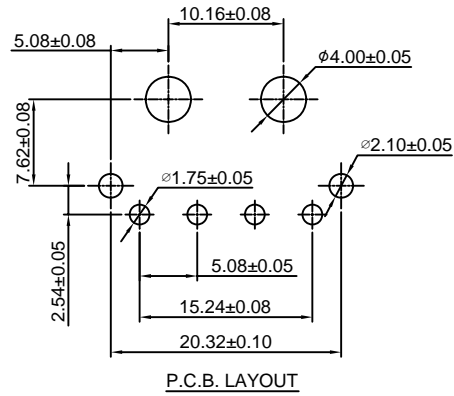
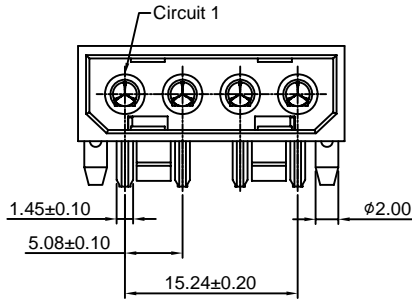
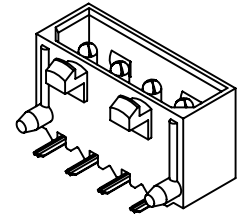
C5081WR-F-4P

5.08mm pitch 90° Wafer

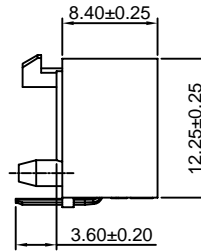
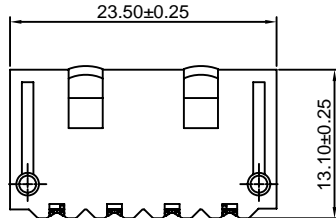
Reference Informations:

- *Material: Pin: Brass/Tin over Nickel
Insulator: Nylon 66, UL94V-2
- *Mates with CJT C5081HF-XP series Housing or C5081HI-4P series I.D.C Connector
- *Color: Natural

- Ordering Information:
C5081WR-F-4P - *** - *
1 2 3
1. Part No.
 2. Material:
(blank): Nylon 66, UL94V-2
V0: Nylon 66, UL94V-0
GWT: Nylon 66, UL94V-0, GWT 750°C
 3. Finish
(blank): Tin over Nickel
G: Gold over Nickel



P.C.B. LAYOUT



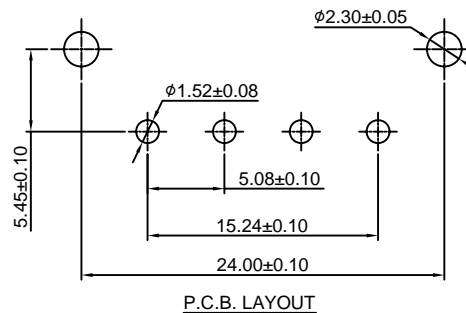
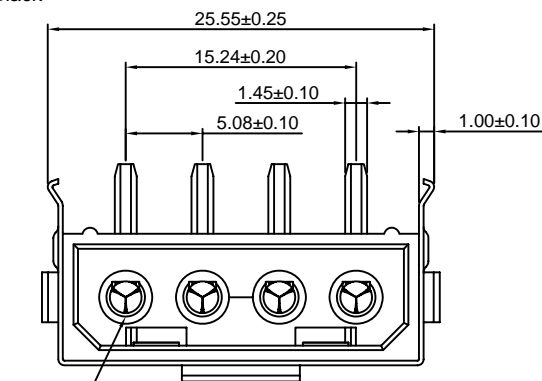
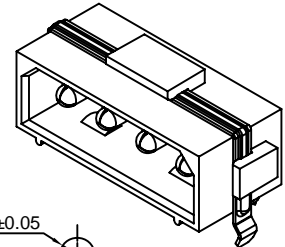
C5081WR-4P-R

5.08mm pitch 90° Wafer-Reverse Type

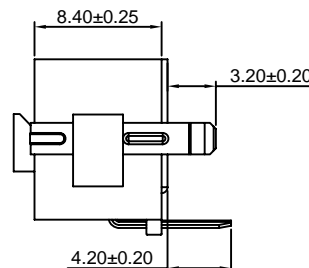
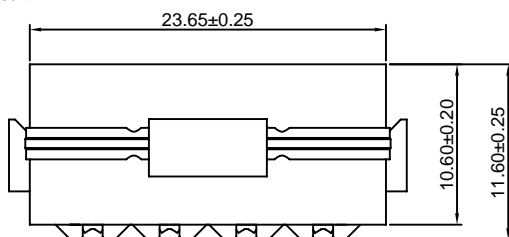
Reference Informations:

- *Material: Pin: Brass/Tin over Nickel
Metal Band: Brass/Tin over Nickel
Insulator: Nylon 66, UL94V-0
- *Mates with CJT C5081HF-XP series Housing or C5081HI-4P series I.D.C Connector
- *Color: Black

- Ordering Information:
C5081WR-4P-R - *** - *
1 2 3
1. Part No.
 2. Material:
(blank): Nylon 66, UL94V-0
GWT: Nylon 66, UL94V-0, GWT 750°C
 3. Finish
(blank): Tin over Nickel
G: Gold over Nickel



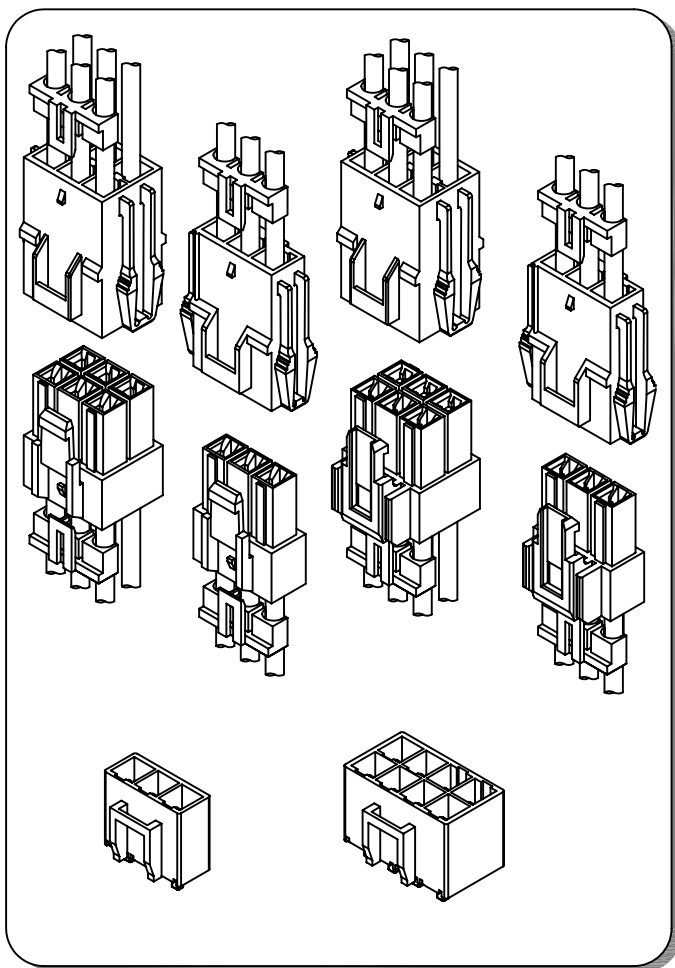
P.C.B. LAYOUT



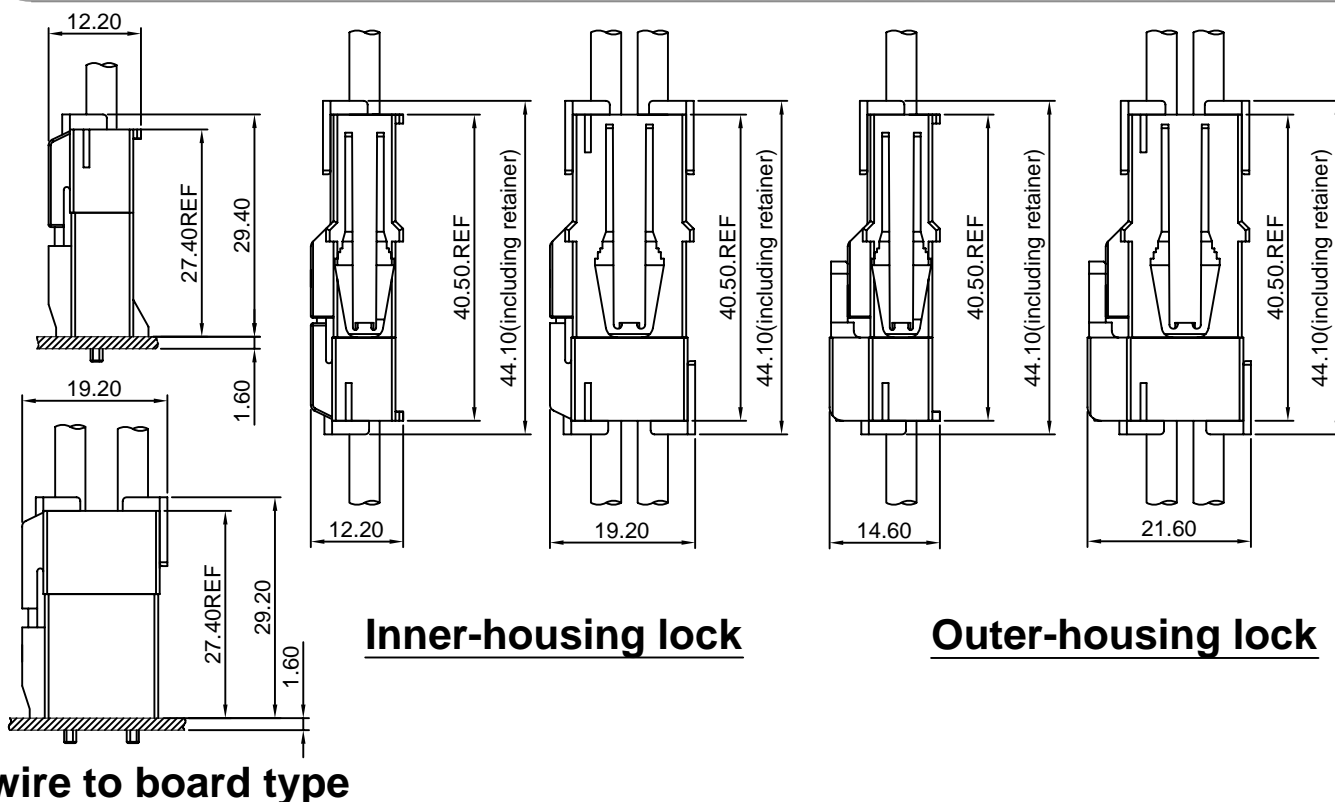
Specifications

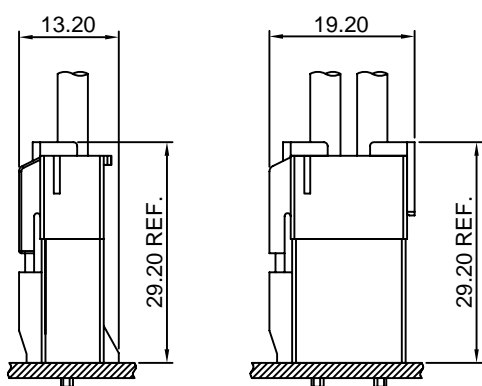
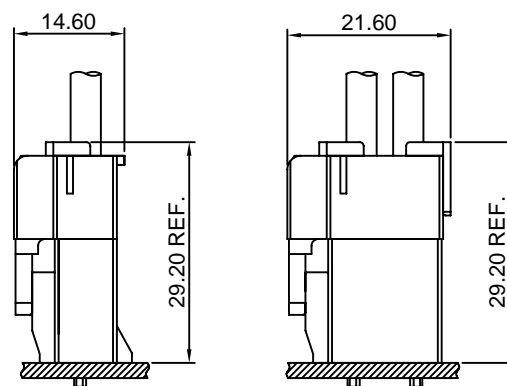
- Current rating:20A AC,DC
- Voltage rating:600V AC,DC
- Temperature range:-40°C~+105°C
- Contact resistance:7mΩ Max.
- Insulation resistance:1000MΩ Min.
- Withstanding voltage:2000V AC/minute
- *Compliant with RoHS and REACH*
- *Meet the HF/Halogen Free,GWT/Glow wire Test (IEC60335-1) request,need to customize*
- *Contact CJT for details*

Standards

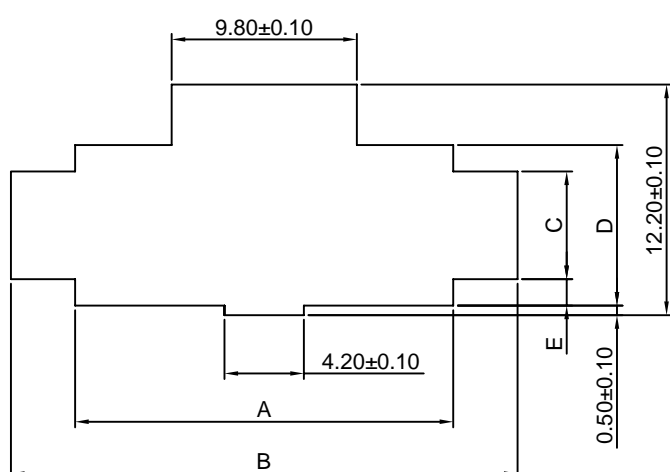
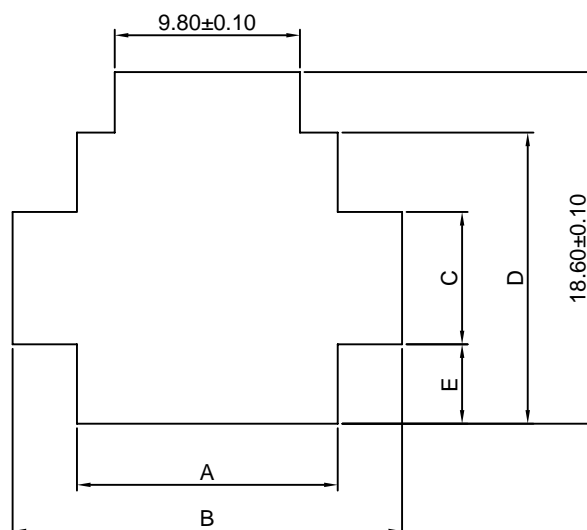


Assembly layout




Inner-housing lock

Outer-housing lock

Panel hole layout


Shape I

Shape II

PART NO.	Panel hole shape	Panel hole Dimensions					applicable panel thickness (mm)
		A	B	C	D	E	
C6201HM-2P	I	13.80	20.60	5.70	8.50	1.40	0.5-2.0
C6201HM-3P	I	20.00	26.80	5.70	8.50	1.40	
C6201HM-4P	I	26.20	33.00	5.70	8.50	1.40	
C6201HM-2X2P	II	13.80	20.60	7.00	15.40	4.20	
C6201HM-2X3P	II	20.00	26.80	7.00	15.40	4.20	
C6201HM-2X4P	II	26.20	33.00	7.00	15.40	4.20	
C6201HM-2X6P	II	38.90	45.40	7.00	15.40	4.20	

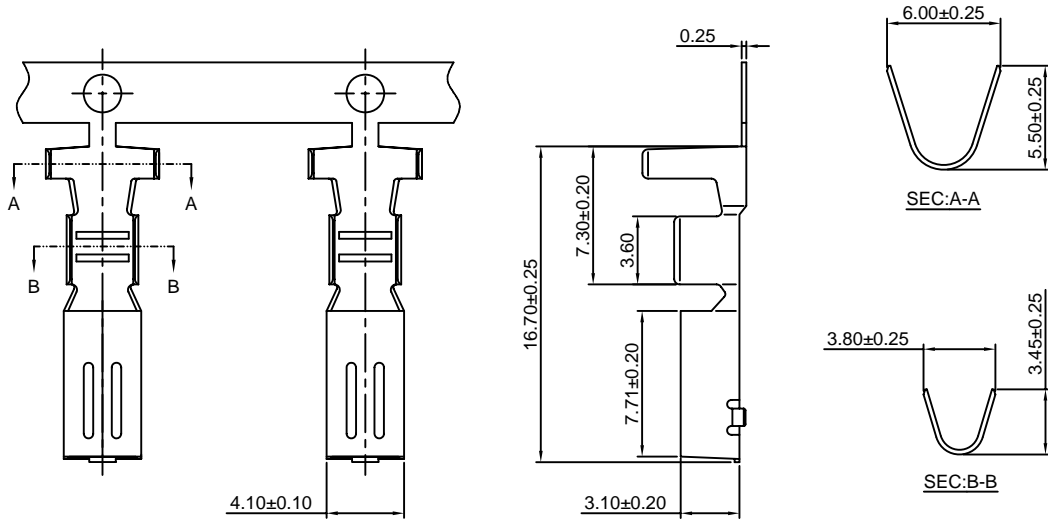
Note: 1. Punch holes in the panel according to the sketch and table shown above. Burrs must be removed.
 2. The strength of the panel must be considered when punching two or more holes.
 3. The connector must be inserted from the same side as the hole is punched

C6201F-T

6.20mm pitch Crimp Terminal

Reference Informations:

*Used in CJT C6201HF,HFA series Housing



Ordering information & Specifications:

Unit:mm

Part NO.	Wire Range	Insulation O.D.	Material	Finish	Qty/reel
C6201F-TP	AWG#14-#20	4.10mm(max)	Phosphor Bronze	Tin over Nickel	2,000 PCS
C6201F-GP	AWG#14-#20	4.10mm(max)	Phosphor Bronze	Gold over Nickel	2,000 PCS

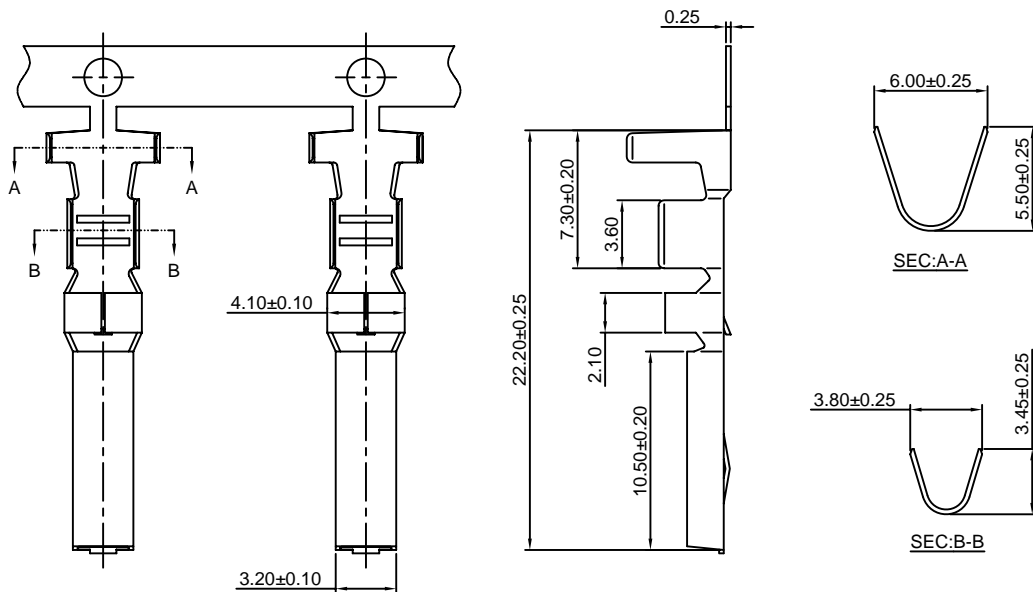
Optional Gold plating available but MOQ requested

C6201M-T

6.20mm pitch Crimp Terminal

Reference Informations:

*Used in CJT C6201HM,HMA series Housing



Ordering information & Specifications:

Unit:mm

Part NO.	Wire Range	Insulation O.D.	Material	Finish	Qty/reel
C6201M-TP	AWG#14-#20	4.10mm(max)	Phosphor Bronze	Tin over Nickel	2,000 PCS
C6201M-GP	AWG#14-#20	4.10mm(max)	Phosphor Bronze	Gold over Nickel	2,000 PCS

Optional Gold plating available but MOQ requested

C6201H

6.20mm Pitch Housing

Reference Informations:

- *Material:Housing:Nylon 66,UL94V-0
Retainer:Nylon 66,UL94V-0
- *C6201HM(Suitable Terminal: C6201M-T)
- *C6201HF(Suitable Terminal: C6201F-T)
- *Color:White

Ordering Information:

- C6201HF/HFA-XP - ***
- | | |
|---|---|
| 1 | 2 |
|---|---|
- 1.Part No.
2.Material:
(blank):Nylon 66,UL94V-0/White
V2:Nylon 66,UL94V-2/Natural
GWT:Nylon 66,UL94V-0,GWT 750°C

Ordering Information:

- C6201HM/HMA-XP - ***
- | | |
|---|---|
| 1 | 2 |
|---|---|
- 1.Part No.
2.Material:
(blank):Nylon 66,UL94V-0/White
V2:Nylon 66,UL94V-2/Natural
GWT:Nylon 66,UL94V-0,GWT 750°C

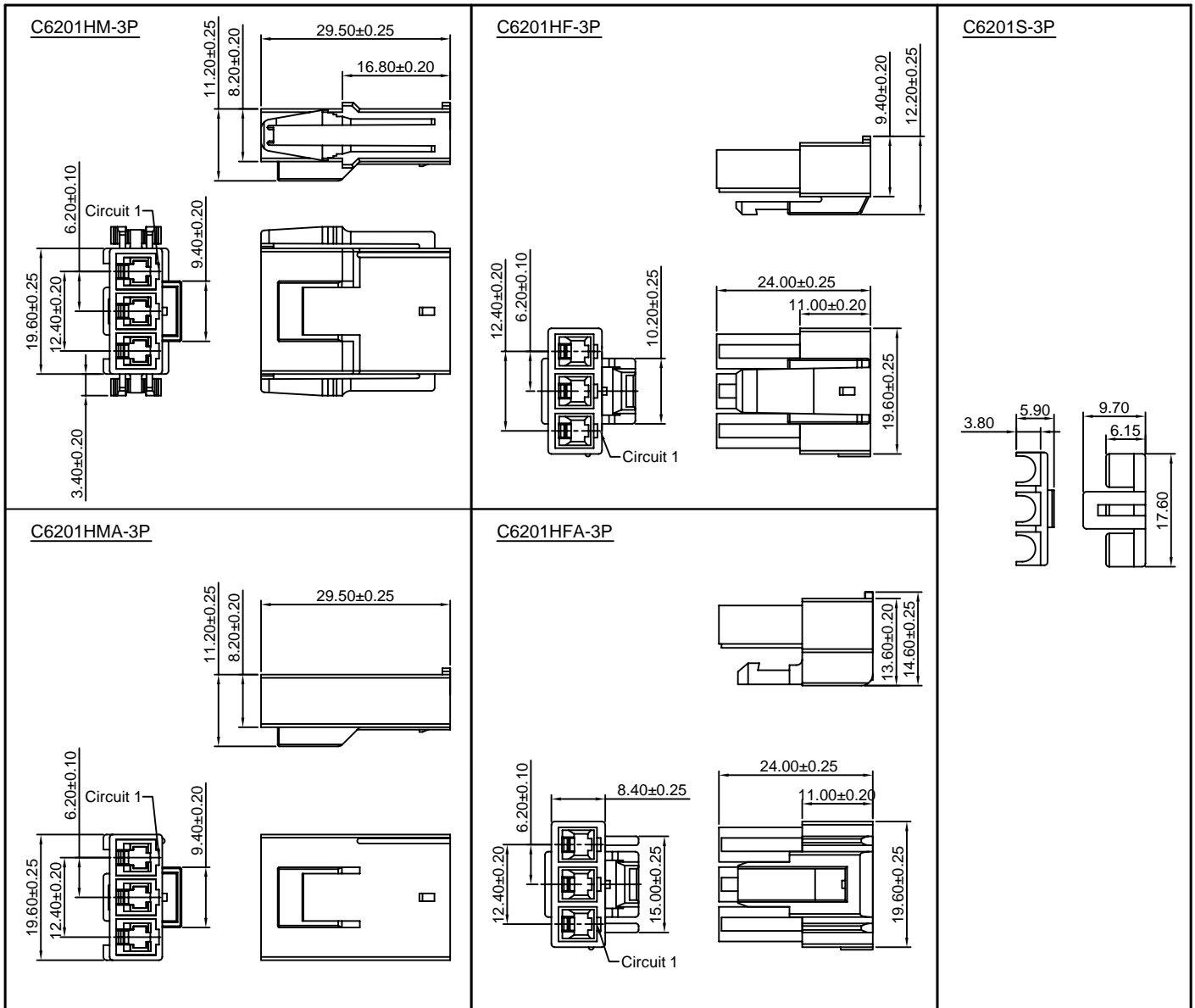
Ordering Information:

- C6201S-XP - **
- | | |
|---|---|
| 1 | 2 |
|---|---|
- 1.Part No.
2.Color:
(blank):Blue
IV:Ivory

C6201HM<HMA>	C6201HF<HFA>	Retainer
<p><u>C6201HM-1P</u></p>	<p><u>C6201HF-1P</u></p>	<p><u>C6201S-1P</u></p>
<p><u>C6201HM-2P</u></p>	<p><u>C6201HF-2P</u></p>	<p><u>C6201S-2P</u></p>
<p><u>C6201HMA-2P</u></p>	<p><u>C6201HFA-2P</u></p>	

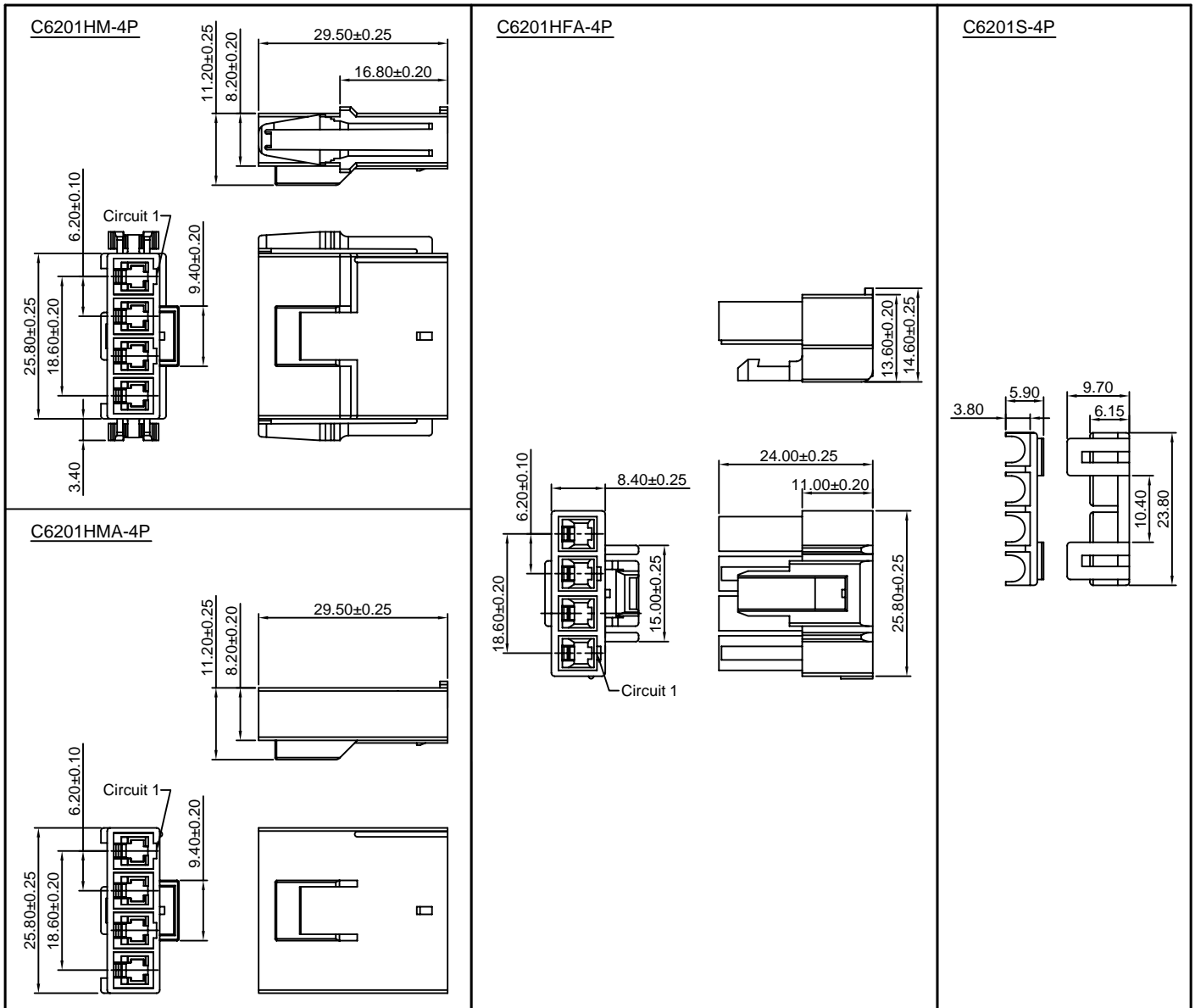
C6201H

6.20mm Pitch Housing



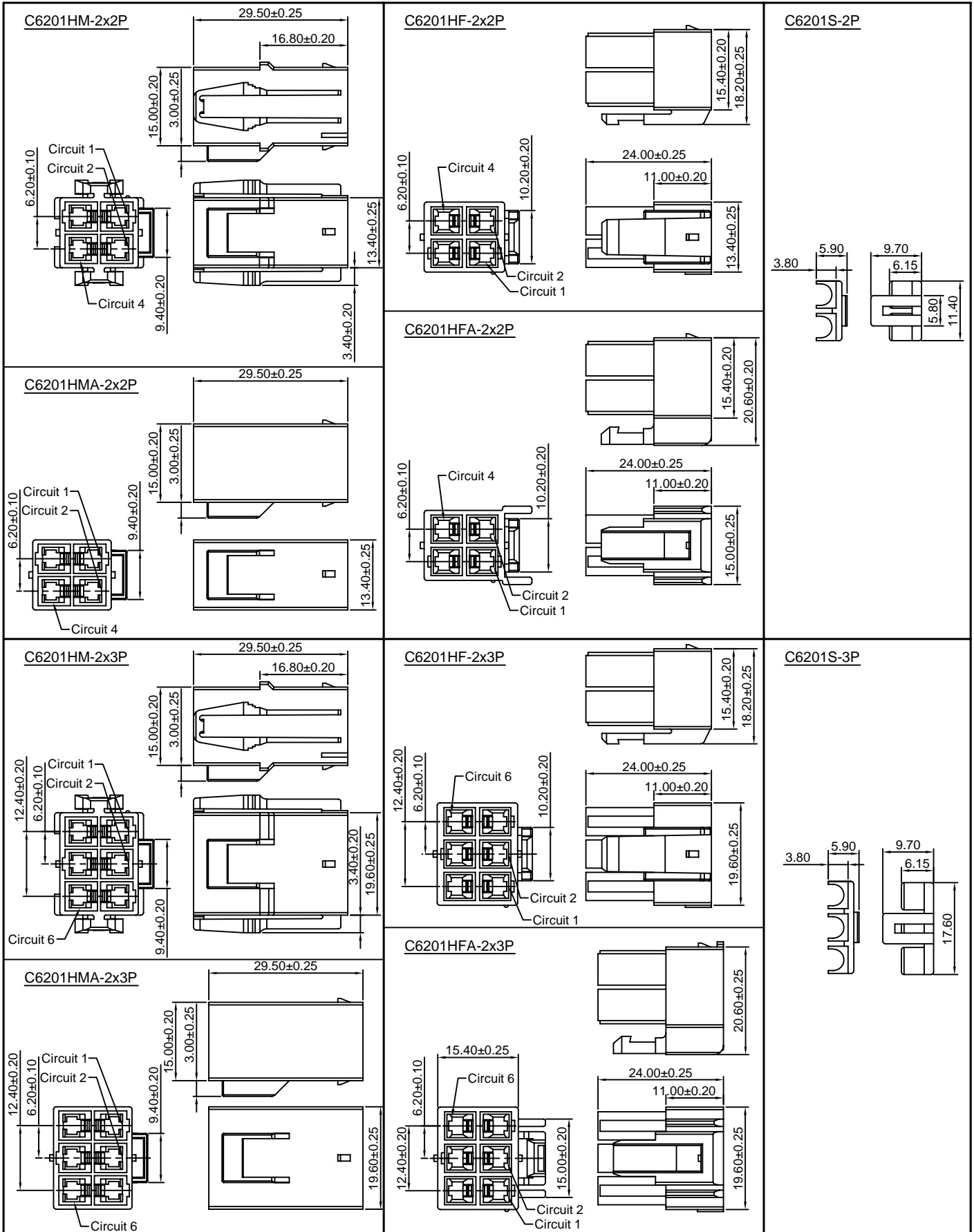
C6201H

6.20mm Pitch Housing



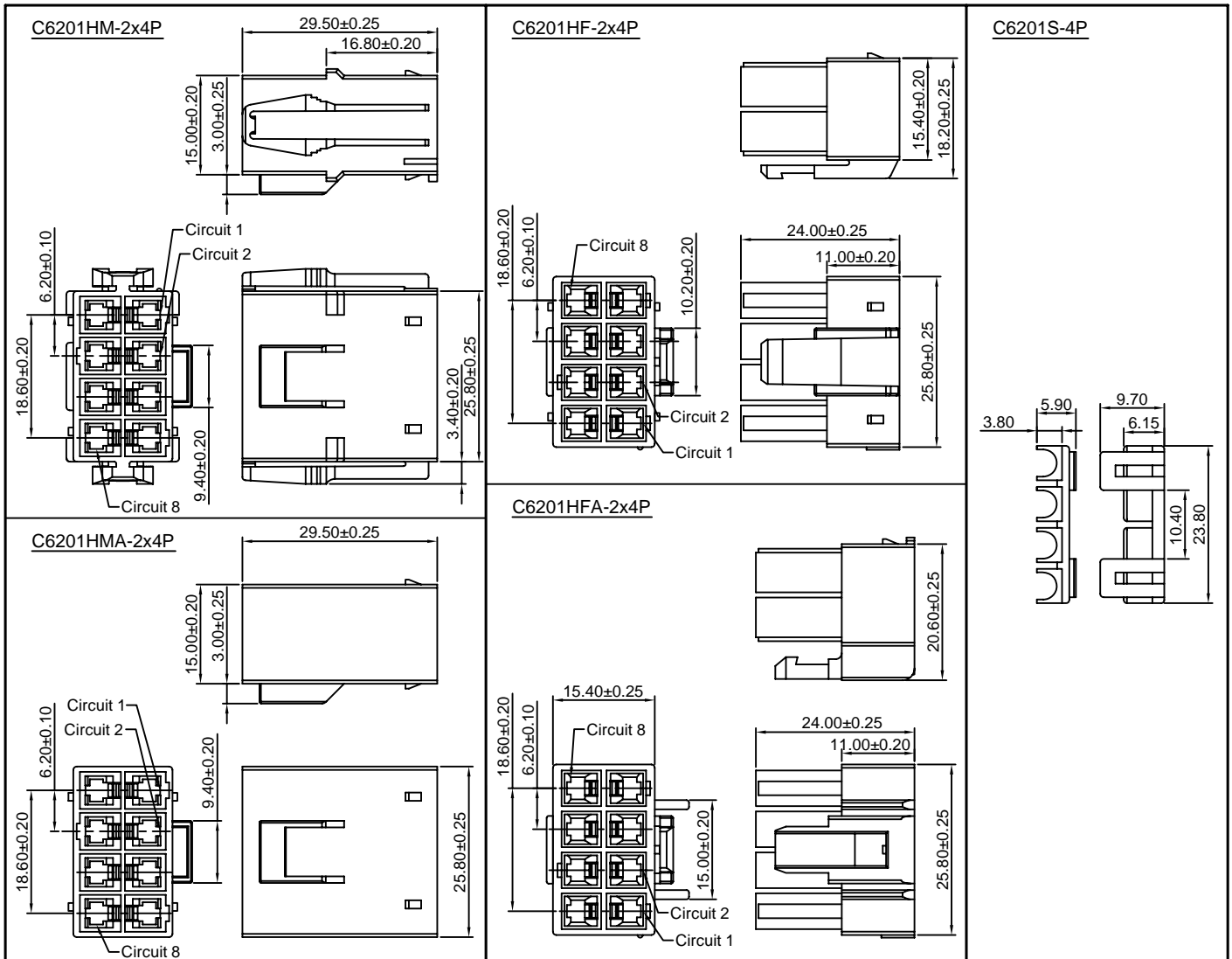
C6201H

6.20mm Pitch Housing



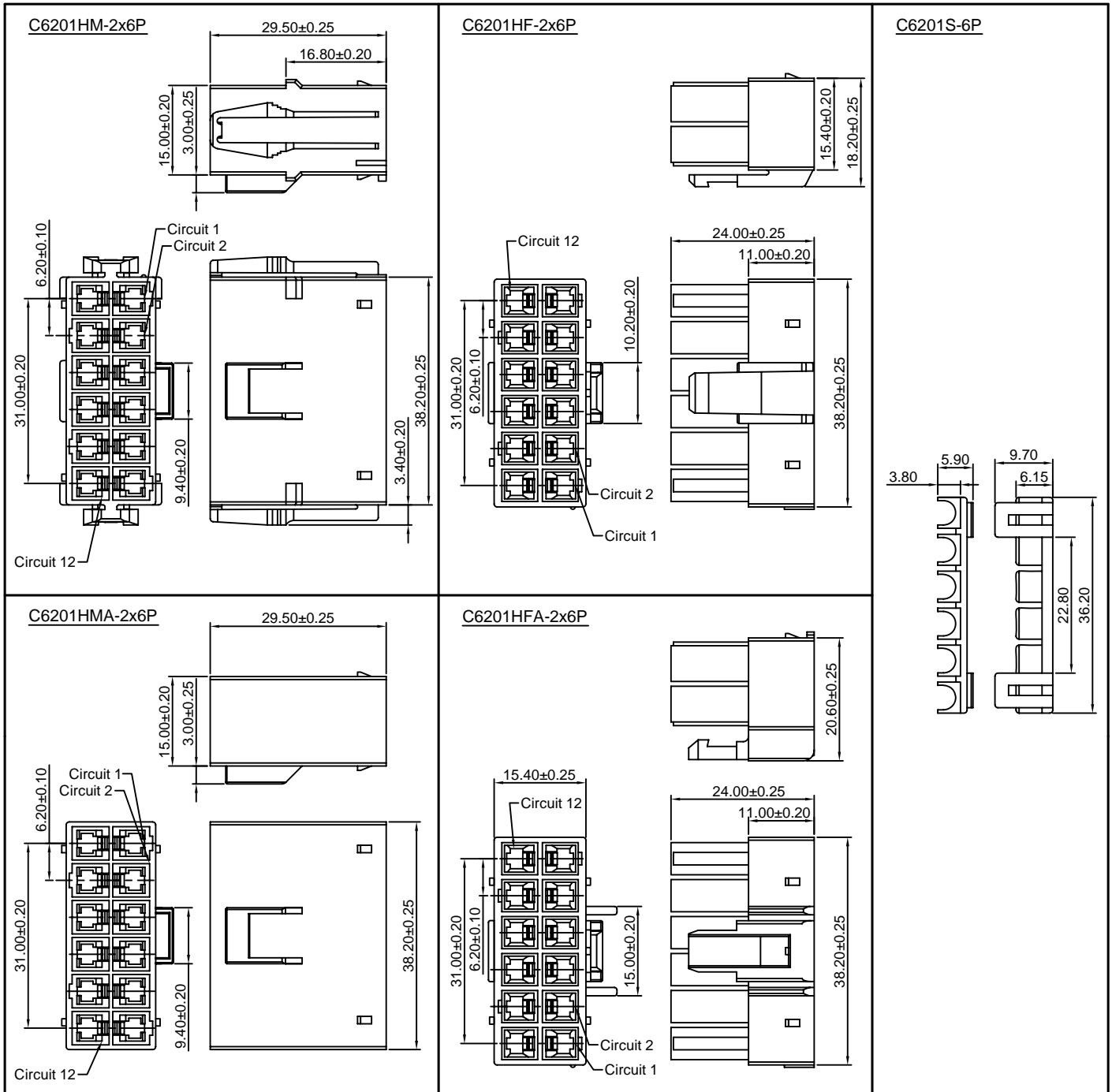
C6201H

6.20mm Pitch Housing



C6201H

6.20mm Pitch Housing



C6201WV-XP

6.20mm pitch 180° Single Row Wafer

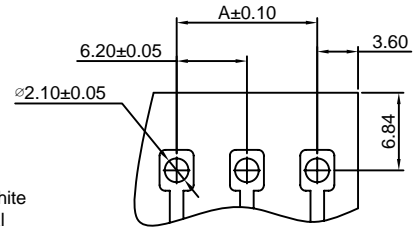
Reference Informations:

- *Material: Pin: Brass/Tin over Nickel
Insulator: Nylon 66, UL94V-0
- *Mates with CJT C6201HF, HFA-XP series Housing
- *Color: White

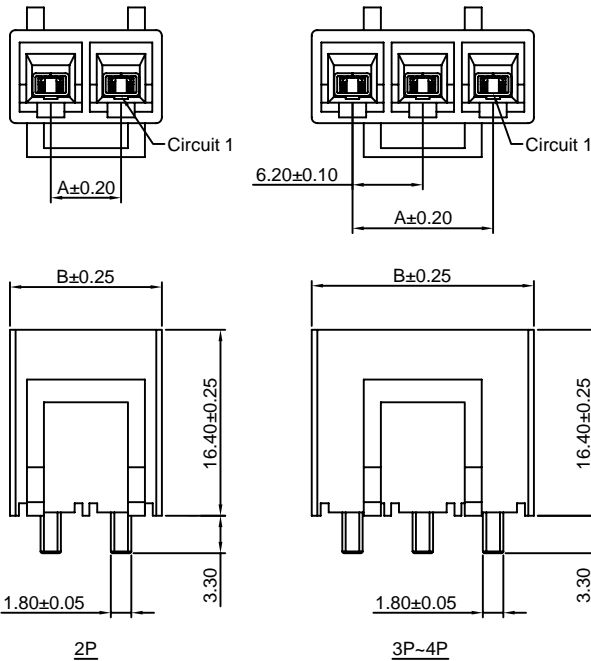
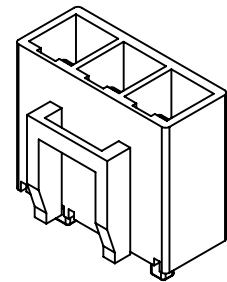
Ordering Information:

C6201WV-XP - *** - **
1 2 3

1. Part No.
2. Material:
(blank): Nylon 66, UL94V-0/White
V2: Nylon 66, UL94V-2/Natural
GWT: Nylon 66, UL94V-0, GWT 750°C
3. Finish:
(blank): Tin over Nickel
G: Gold over Nickel



P.C.B LAYOUT



Ordering Information & Dimensions:

PART NO.	Dimensions	
	A	B
2P	6.20	13.40
3P	12.40	19.60
4P	18.60	25.80

Unit: mm

C6201WV-2xXP

6.20mm pitch 180° Dual Row Wafer

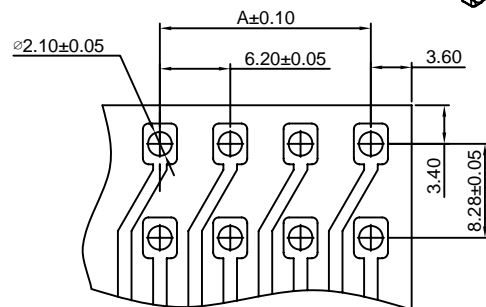
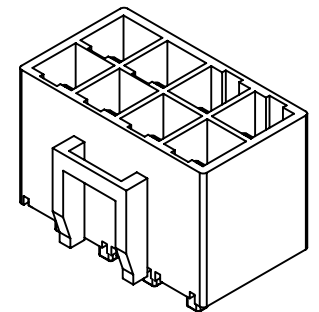
Reference Informations:

- *Material: Pin: Brass/Tin over Nickel
Insulator: Nylon 66, UL94V-0
- *Mates with CJT C6201HF, HFA-2xXP series Housing
- *Color: White

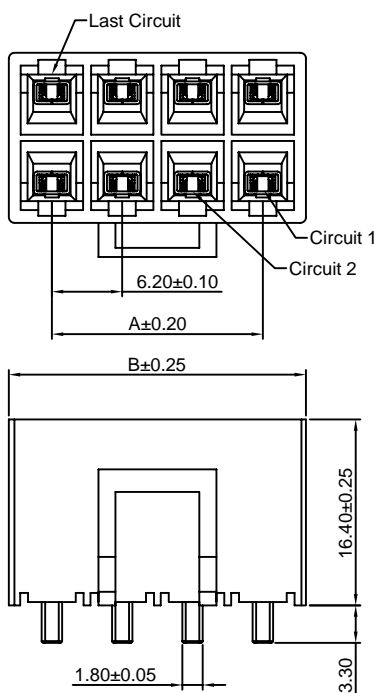
Ordering Information:

C6201WV-2xXP - *** - **
1 2 3

1. Part No.
2. Material:
(blank): Nylon 66, UL94V-0/White
V2: Nylon 66, UL94V-2/Natural
GWT: Nylon 66, UL94V-0, GWT 750°C
3. Finish:
(blank): Tin over Nickel
G: Gold over Nickel



P.C.B LAYOUT



Ordering Information & Dimensions:

PART NO.	Dimensions	
	A	B
2x2P	6.20	13.40
2x3P	12.40	19.60
2x4P	18.60	25.80
2x6P	31.00	38.20

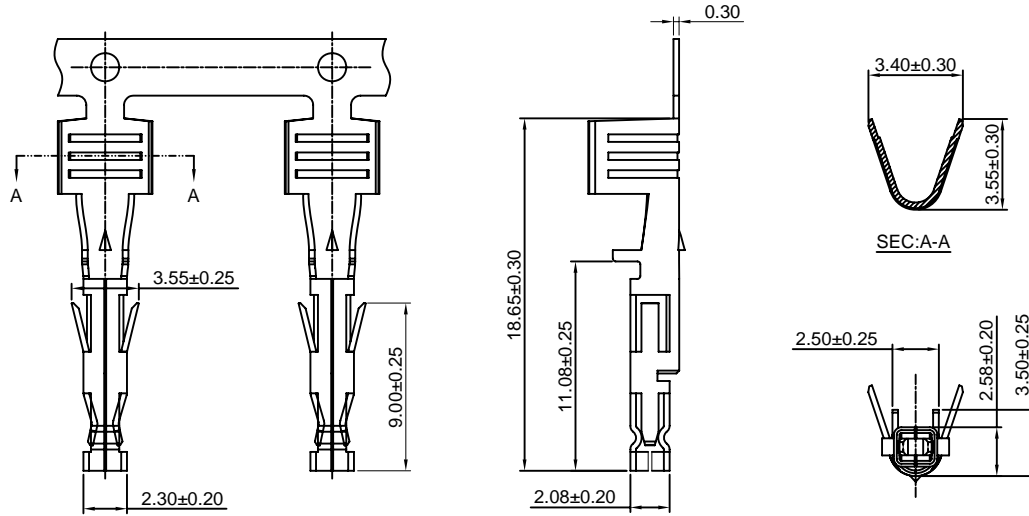
Unit: mm

C6201F-TCA

5.70mm pitch Crimp Terminal

Reference Informations:

*Used in CJT C6201HFB-2xXP series Housing



Ordering information & Specifications:

Unit:mm

Part NO.	Wire Range	Insulation O.D.	Material	Finish	Qty/reel
C6201FB-TCA	AWG#14-#16	3.75mm(max)	Brass	Tin over Nickel	2,000 PCS
C6201FP-TCA	AWG#14-#16	3.75mm(max)	Phosphor Bronze	Tin over Nickel	2,000 PCS
C6201FB-GCA	AWG#14-#16	3.75mm(max)	Brass	Gold over Nickel	2,000 PCS
C6201FP-GCA	AWG#14-#16	3.75mm(max)	Phosphor Bronze	Gold over Nickel	2,000 PCS

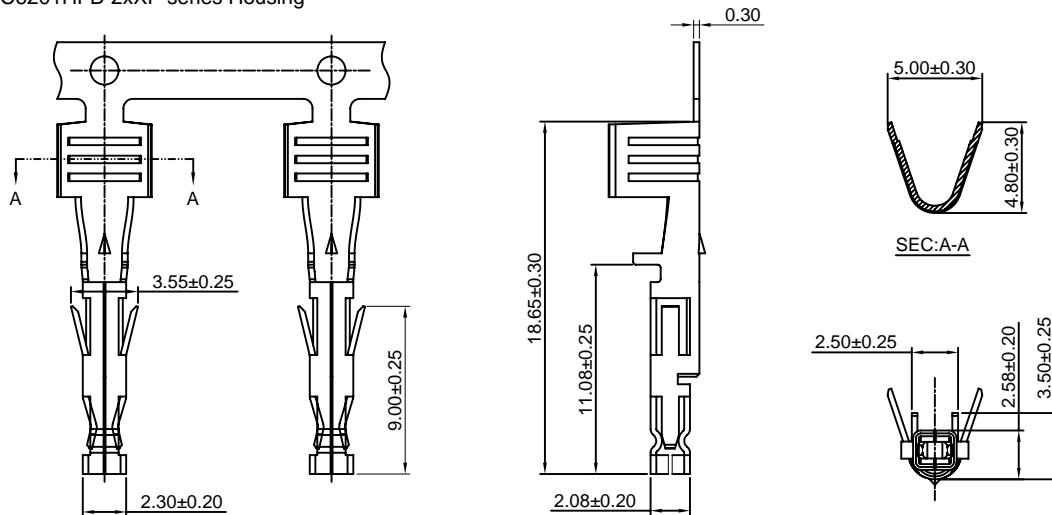
Optional Gold plating available but MOQ requested

C6201F-TCA-H

5.70mm pitch Crimp Terminal

Reference Informations:

*Used in CJT C6201HFB-2xXP series Housing



Ordering information & Specifications:

Unit:mm

Part NO.	Wire Range	Insulation O.D.	Material	Finish	Qty/reel
C6201FB-TCA-H	AWG#12	4.35mm(max)	Brass	Tin over Nickel	2,000 PCS
C6201FP-TCA-H	AWG#12	4.35mm(max)	Phosphor Bronze	Tin over Nickel	2,000 PCS
C6201FB-GCA-H	AWG#12	4.35mm(max)	Brass	Gold over Nickel	2,000 PCS
C6201FP-GCA-H	AWG#12	4.35mm(max)	Phosphor Bronze	Gold over Nickel	2,000 PCS

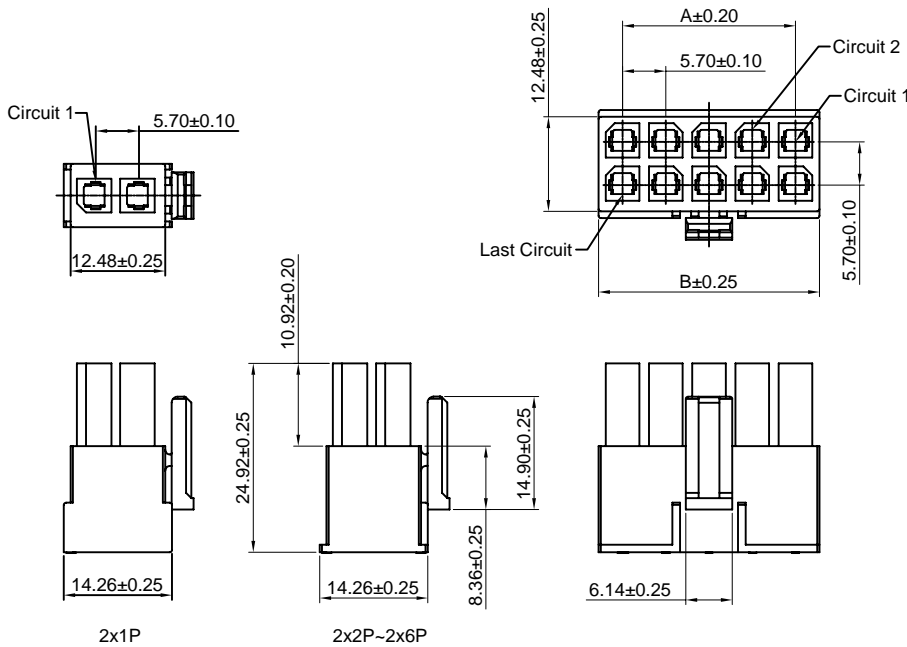
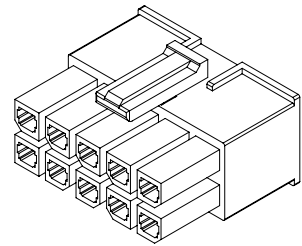
Optional Gold plating available but MOQ requested

C6201HFB-2xXP

5.70mm pitch Dual Row Housing

Reference Informations:

- *Material:Nylon 66,UL94V-2
- *Suitable CJT C6201F-TCA(-H) series Terminal
- *Mates with CJT C6201WVB-F,WRB-F-2xXP series Housing
- *Color:Black



Ordering Information:

C6201HFB-2xXP - ***
1 2

1.Part No.

2.Material:

(blank):Nylon 66,UL94V-2

GWT:Nylon 66,UL94V-0,GWT 750°C

Ordering Information & Dimensions:

PART NO.	Dimensions	
	A	B
2x1P	-----	8.35
2x2P	5.70	12.05
2x3P	11.40	17.75
2x4P	17.10	23.45
2x5P	22.80	29.15
2x6P	28.50	34.85

Unit: mm

C6201WVB-F-2xXP

5.70mm pitch 180° Dual Row Wafer

Reference Informations:

- *Material:Pin:Brass/Tin over Nickel
Insulator:LCP,UL94V-0
- *Mates with CJT C6201HFB-2xXP series Housing
- *Color:Black

Ordering Information:

C6201WVB-F-2xXP - *** - **
1 2 3

1.Part No.

2.Material:

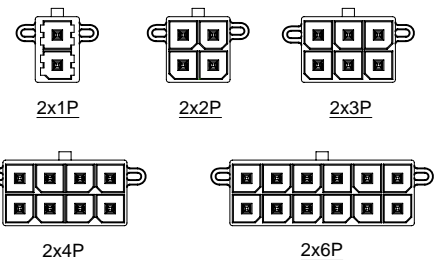
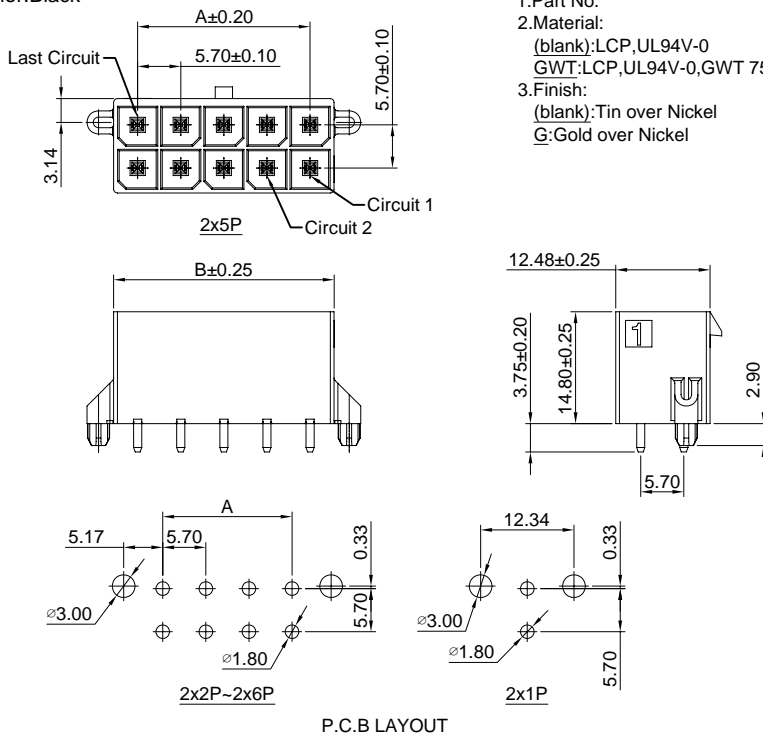
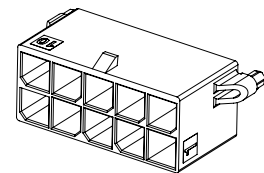
(blank):LCP,UL94V-0

GWT:LCP,UL94V-0,GWT 750°C

3.Finish:

(blank):Tin over Nickel

G:Gold over Nickel



Ordering Information & Dimensions:

PART NO.	Dimensions	
	A	B
2x1P	-----	8.35
2x2P	5.70	12.05
2x3P	11.40	17.75
2x4P	17.10	23.45
2x5P	22.80	29.15
2x6P	28.50	34.85

Unit: mm

C6201WRB-F-2xXP

5.70mm pitch 90° Dual Row Wafer

Reference Informations:

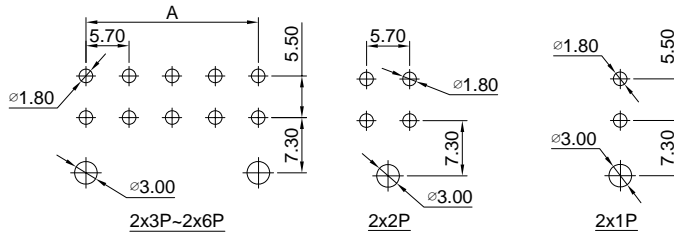
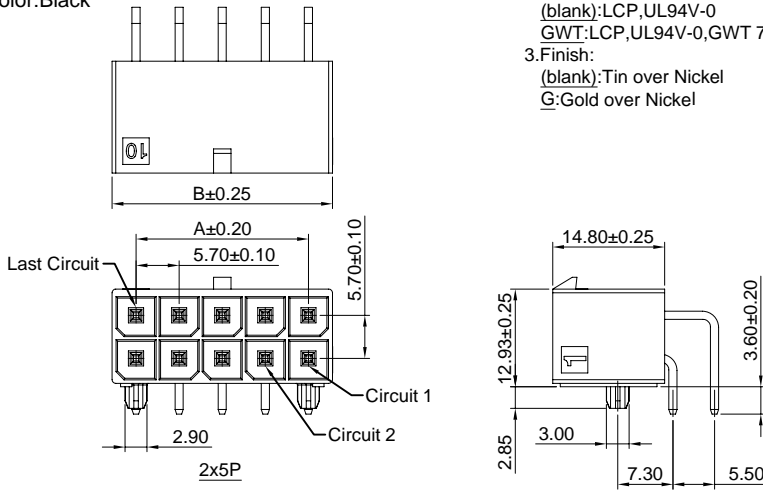
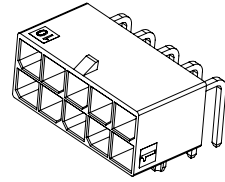
*Material:Pin:Brass/Tin over Nickel
Insulator:LCP,UL94V-0

*Mates with CJT C6201HFB-2xXP series Housing
*Color:Black

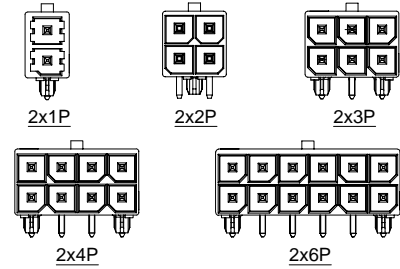
Ordering Information:

C6201WRB-F-2xXP - *** - **
1 2 3

- Part No.
- Material:
(blank):LCP,UL94V-0
GWT:LCP,UL94V-0,GWT 750°C
- Finish:
(blank):Tin over Nickel
G:Gold over Nickel



P.C.B LAYOUT



Ordering Information & Dimensions:

PART NO.	Dimensions	
	A	B
2x1P	-----	8.35
2x2P	5.70	12.05
2x3P	11.40	17.75
2x4P	17.10	23.45
2x5P	22.80	29.15
2x6P	28.50	34.85

Unit: mm

C6201WVC-XP

6.50mm pitch 180° Single Row Wafer

Reference Informations:

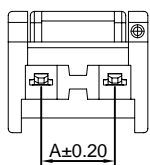
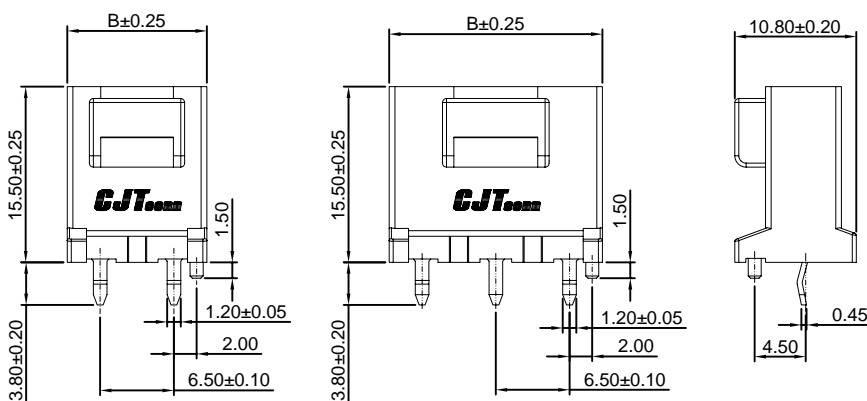
*Material:Pin:Brass/Tin over Nickel
Insulator:Nylon 66+GF,UL94V-0

*Color:Ivory

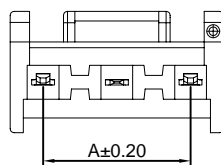
Ordering Information:

C6201WVC-XP - *** - ** - **
1 2 3 4

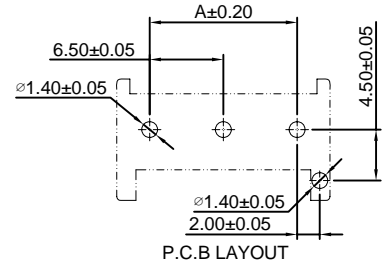
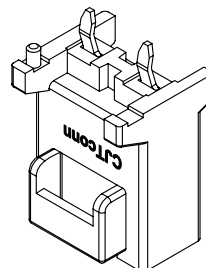
- Part No.
- Material:
(blank):Nylon 66+GF,UL94V-0/Ivory
PBT:PBT+GF,UL94V-0/White
GWT:Nylon 66,UL94V-0,GWT 750°C/Ivory
- Color:
(blank):Ivory
RD:Red
BK:Black
BL:Blue
YL:Yellow
GN:Green
- Finish:
(blank):Tin over Nickel
G:Gold over Nickel



2P



3P~4P



Ordering Information & Dimensions:

PART NO.	Dimensions	
	A	B
2P	6.50	12.30
3P	13.00	18.80
4P	19.50	25.30

Unit: mm

C6201WVC-2xXP

6.50mm pitch 180° Dual Row Wafer

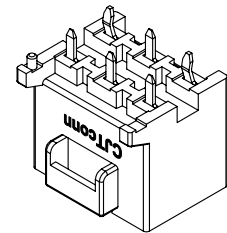
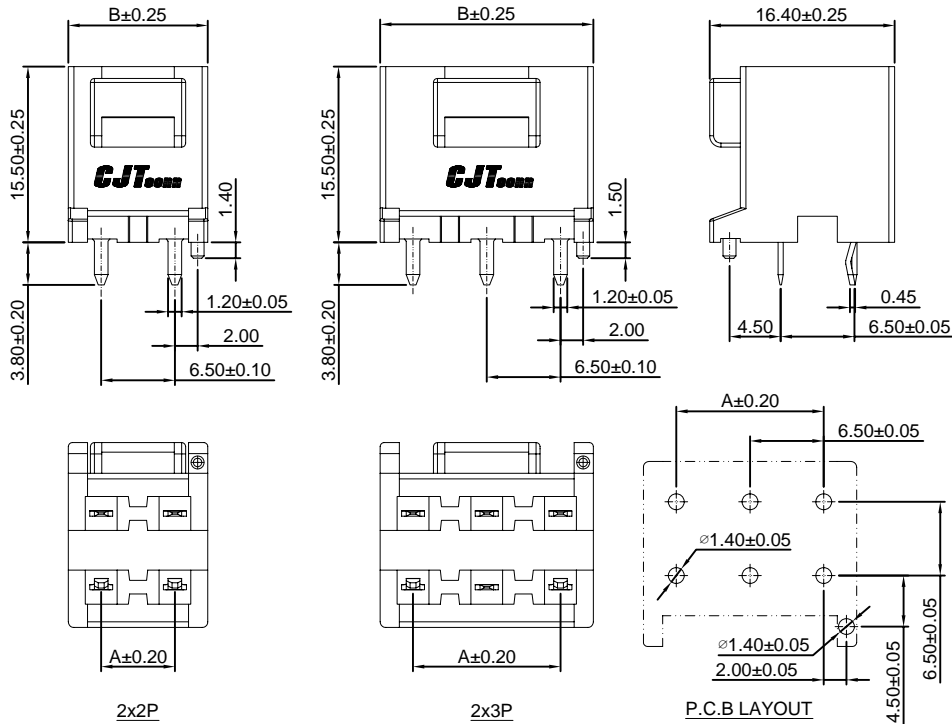
Reference Informations:

- *Material: Pin: Brass/Tin over Nickel
Insulator: Nylon 66+GF, UL94V-0
- *Color: Ivory

Ordering Information:

C6201WVC-2xXP - *** - ** - **
1 2 3 4

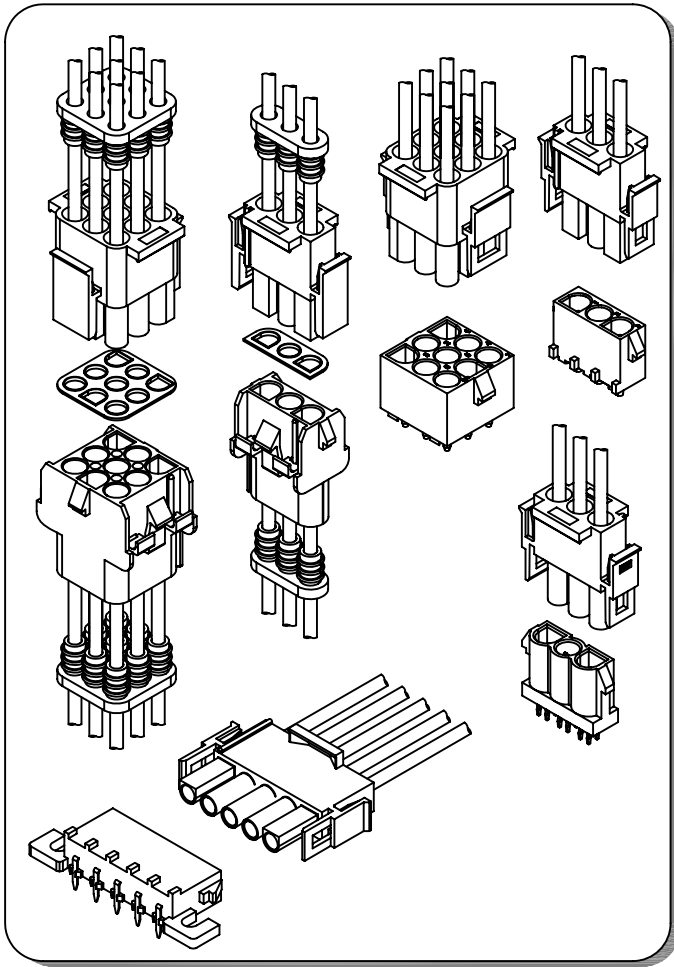
- Part No.
- Material:
(blank): Nylon 66+GF, UL94V-0/Ivory
PBT: PBT+GF, UL94V-0/White
GWT: Nylon 66, UL94V-0, GWT 750°C/Ivory
- Color:
(blank): Ivory
RD: Red
BK: Black
BL: Blue
YL: Yellow
GN: Green
- Finish:
(blank): Tin over Nickel
G: Gold over Nickel



Ordering Information & Dimensions:

PART NO.	Dimensions	
	A	B
2x2P	6.50	12.30
2x3P	13.00	18.80

Unit: mm



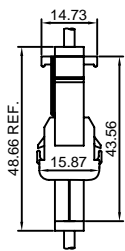
Specifications

- Current rating:13.5A AC,DC(Max)
- Voltage rating:600V AC,DC
- Temperature range:-40°C~+105°C
- Contact resistance:3.5mΩ Max.
- Insulation resistance:1000MΩ Min.
- Withstanding voltage:5000V AC/minute
- *Compliant with RoHS and REACH*
- *Meet the HF/Halogen Free,GWT/Glow wire Test (IEC60335-1) request,need to customize*
- *Contact CJT for details*

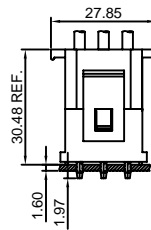
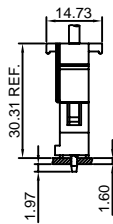
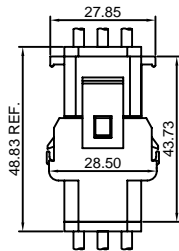
Standards



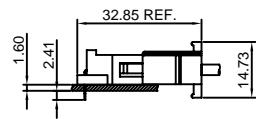
Assembly layout



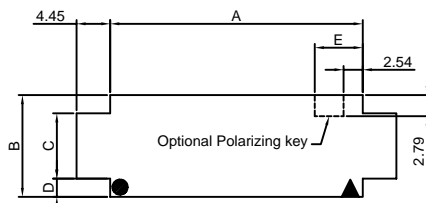
wire to wire



wire to board



Panel hole layout



- ▲ Circuit 1 location when using polarizing key option with 2,3,4,5,6,7,8,9,10 circuit housing
- option with 3x2,3x3,3x4,3x5 circuit housing

PART NO.	Dimensions				
	A	B	C	D	E
C6351HM-2P	14.35	13.46	8.64	2.41	6.35
C6351HM-3P	20.70	13.46	8.64	2.41	6.35
C6351HM-4P	27.05	13.46	8.64	2.41	6.35
C6351HM-5P	33.40	13.46	8.64	2.41	6.35
C6351HM-6P	39.75	13.46	8.64	2.41	6.35
C6351HM-7P	46.10	13.46	8.64	2.41	6.35
C6351HM-8P	52.45	13.46	8.64	2.41	6.35
C6351HM-9P	58.80	13.46	8.64	2.41	6.35
C6351HM-10P	65.15	13.46	8.64	2.41	6.35
C6351HM-3x2P	14.35	26.16	12.19	6.99	6.35
C6351HM-3x3P	20.70	26.16	12.19	6.99	6.35
C6351HM-3x4P	27.05	26.16	12.19	6.99	8.89
C6351HM-3x5P	33.40	26.16	12.19	6.99	8.89

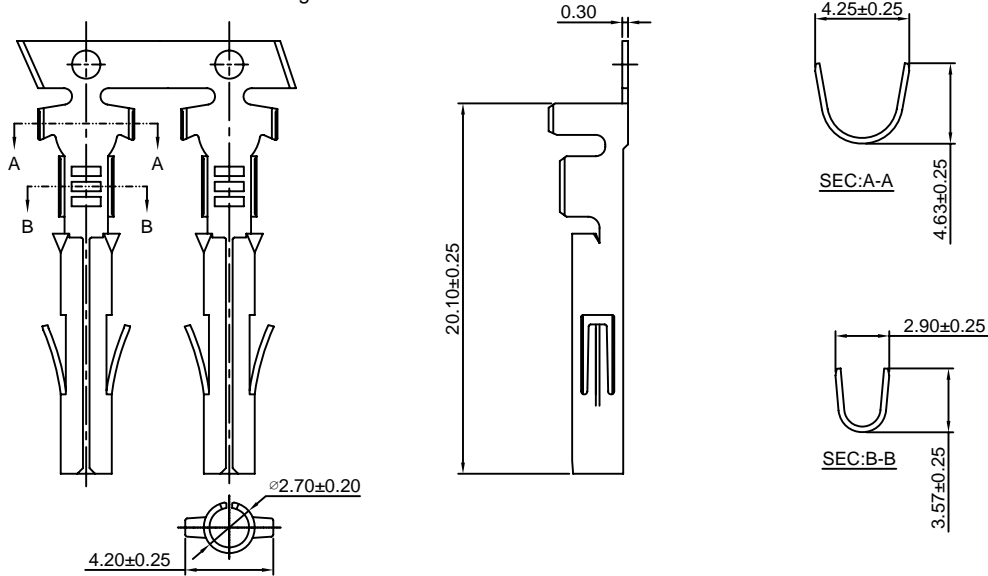
Unit:mm

C6351F-T

6.35mm pitch Crimp Terminal

Reference Informations:

*Used in CJT C6351HF or C6351HM series Housing



Ordering information & Specifications:

Unit:mm

Part NO.	Wire Range	Insulation O.D.	Material	Finish	Qty/reel
C6351F-TB	AWG#14-#20	3.30mm(max)	Brass	Tin over Nickel	4,000 PCS
C6351F-TP	AWG#14-#20	3.30mm(max)	Phosphor Bronze	Tin over Nickel	4,000 PCS
C6351F-GB	AWG#14-#20	3.30mm(max)	Brass	Gold over Nickel	4,000 PCS
C6351F-GP	AWG#14-#20	3.30mm(max)	Phosphor Bronze	Gold over Nickel	4,000 PCS

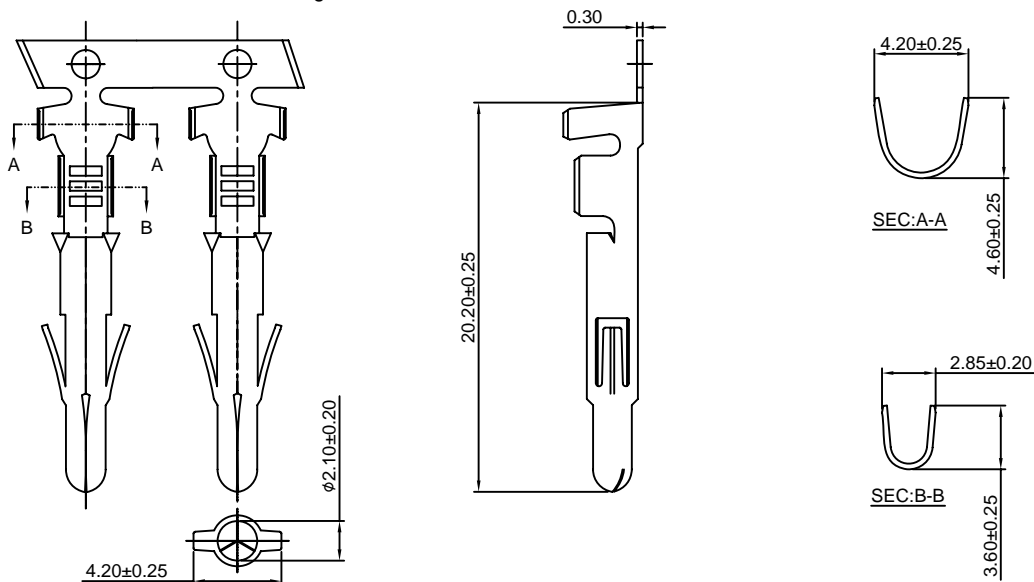
Optional Gold plating available but MOQ requested

C6351M-T

6.35mm pitch Crimp Terminal

Reference Informations:

*Used in CJT C6351HF or C6351HM series Housing



Ordering information & Specifications:

Unit:mm

Part NO.	Wire Range	Insulation O.D.	Material	Finish	Qty/reel
C6351M-TB	AWG#14-#20	3.30mm(max)	Brass	Tin over Nickel	4,000 PCS
C6351M-TP	AWG#14-#20	3.30mm(max)	Phosphor Bronze	Tin over Nickel	4,000 PCS
C6351M-GB	AWG#14-#20	3.30mm(max)	Brass	Gold over Nickel	4,000 PCS
C6351M-GP	AWG#14-#20	3.30mm(max)	Phosphor Bronze	Gold over Nickel	4,000 PCS

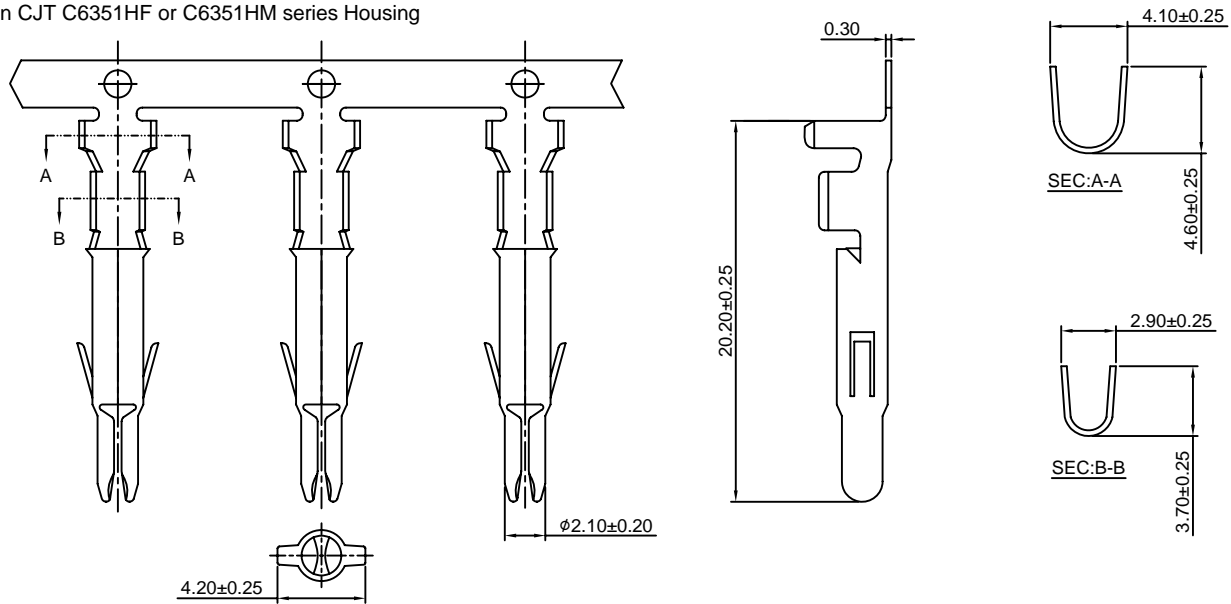
Optional Gold plating available but MOQ requested

C6351MA-T

6.35mm pitch Crimp Terminal

Reference Informations:

*Used in CJT C6351HF or C6351HM series Housing



Ordering information & Specifications:

Unit:mm

Part NO.	Wire Range	Insulation O.D.	Material	Finish	Qty/reel
C6351MA-TB	AWG#16-#20	3.30mm(max)	Brass	Tin over Nickel	4,000 PCS
C6351MA-TP	AWG#16-#20	3.30mm(max)	Phosphor Bronze	Tin over Nickel	4,000 PCS
C6351MA-GB	AWG#16-#20	3.30mm(max)	Brass	Gold over Nickel	4,000 PCS
C6351MA-GP	AWG#16-#20	3.30mm(max)	Phosphor Bronze	Gold over Nickel	4,000 PCS

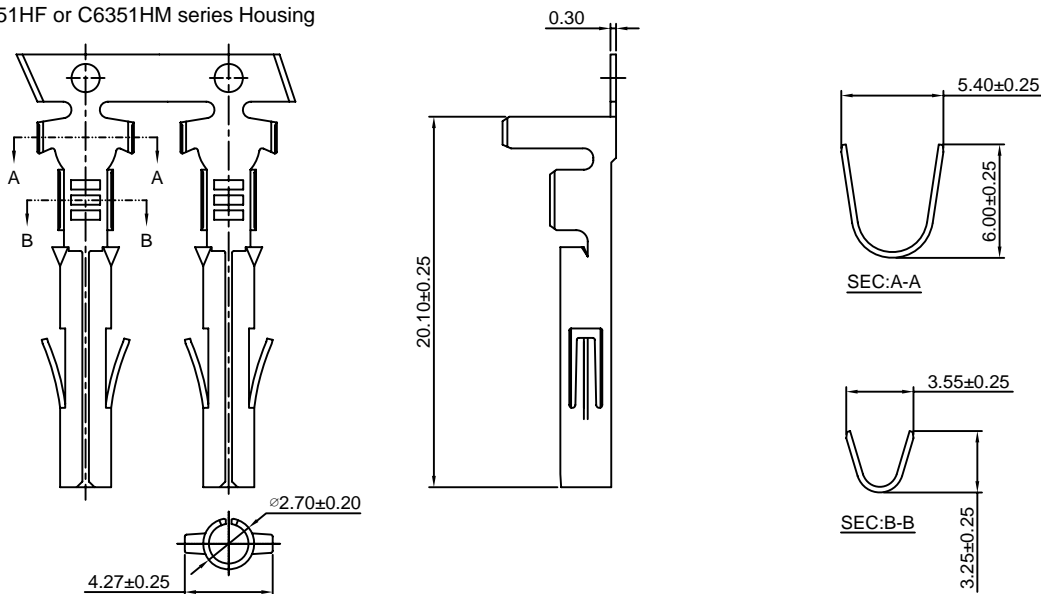
Optional Gold plating available but MOQ requested

C6351F-T-H

6.35mm pitch Crimp Terminal

Reference Informations:

*Used in CJT C6351HF or C6351HM series Housing



Ordering information & Specifications:

Unit:mm

Part NO.	Wire Range	Insulation O.D.	Material	Finish	Qty/reel
C6351F-TB-H	AWG#12-#14	4.30mm(max)	Brass	Tin over Nickel	2,500 PCS
C6351F-TP-H	AWG#12-#14	4.30mm(max)	Phosphor Bronze	Tin over Nickel	2,500 PCS
C6351F-GB-H	AWG#12-#14	4.30mm(max)	Brass	Gold over Nickel	2,500 PCS
C6351F-GP-H	AWG#12-#14	4.30mm(max)	Phosphor Bronze	Gold over Nickel	2,500 PCS

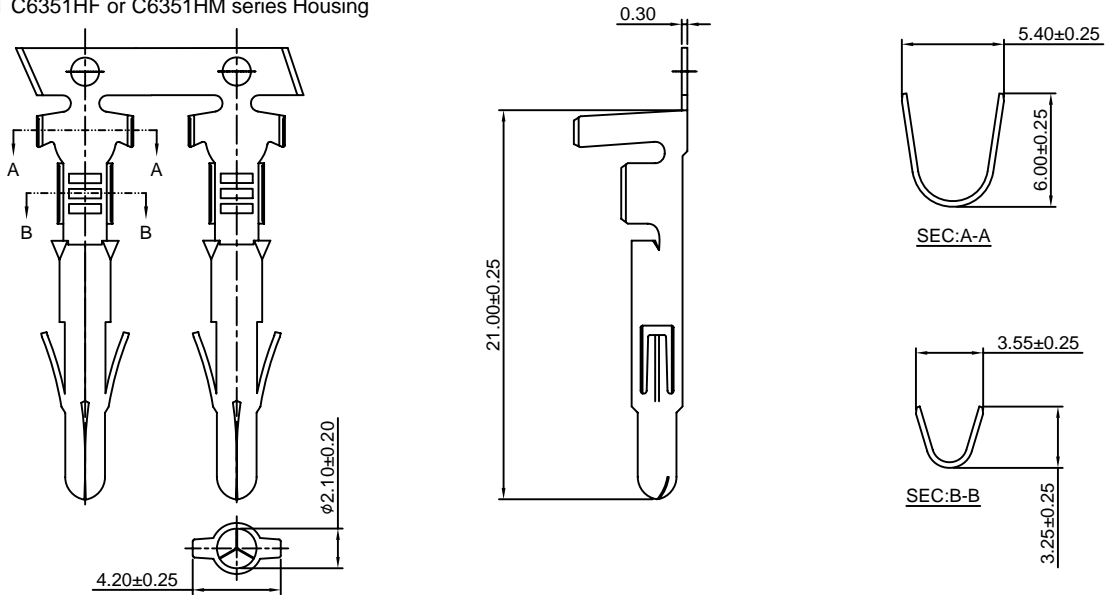
Optional Gold plating available but MOQ requested

C6351M-T-H

6.35mm pitch Crimp Terminal

Reference Informations:

*Used in CJT C6351HF or C6351HM series Housing



Ordering information & Specifications:

Unit:mm

Part NO.	Wire Range	Insulation O.D.	Material	Finish	Qty/reel
C6351M-TB-H	AWG#12-#14	4.30mm(max)	Brass	Tin over Nickel	2,500 PCS
C6351M-TP-H	AWG#12-#14	4.30mm(max)	Phosphor Bronze	Tin over Nickel	2,500 PCS
C6351M-GB-H	AWG#12-#14	4.30mm(max)	Brass	Gold over Nickel	2,500 PCS
C6351M-GP-H	AWG#12-#14	4.30mm(max)	Phosphor Bronze	Gold over Nickel	2,500 PCS

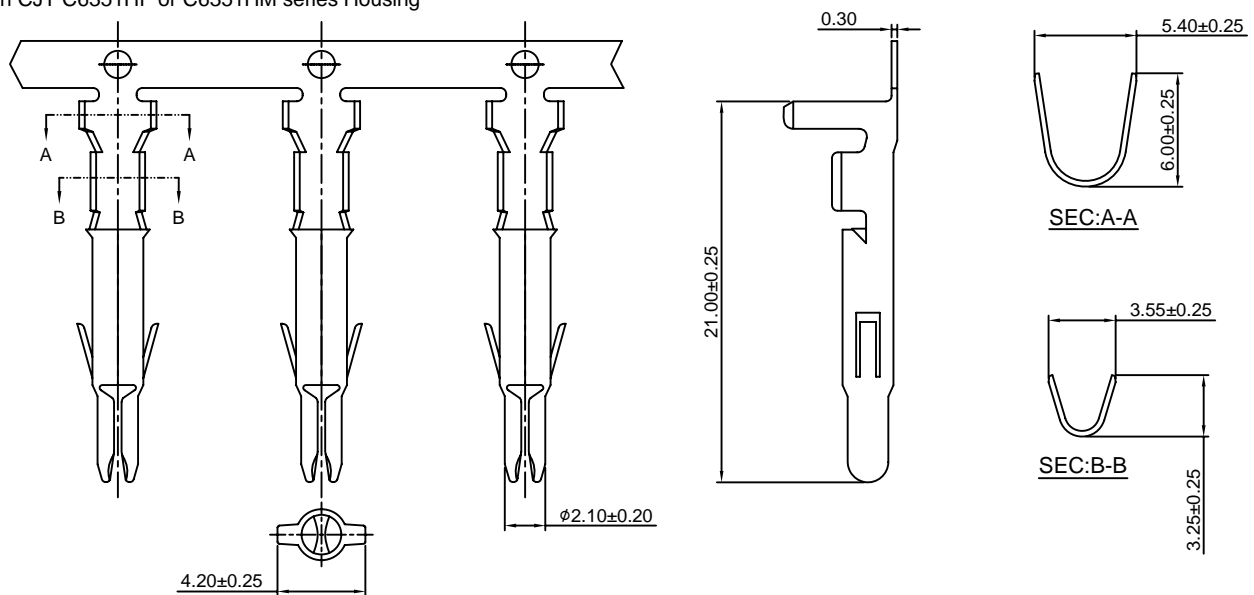
Optional Gold plating available but MOQ requested

C6351MA-T-H

6.35mm pitch Crimp Terminal

Reference Informations:

*Used in CJT C6351HF or C6351HM series Housing



Ordering information & Specifications:

Unit:mm

Part NO.	Wire Range	Insulation O.D.	Material	Finish	Qty/reel
C6351MA-TB-H	AWG#12-#14	4.30mm(max)	Brass	Tin over Nickel	2,500 PCS
C6351MA-TP-H	AWG#12-#14	4.30mm(max)	Phosphor Bronze	Tin over Nickel	2,500 PCS
C6351MA-GB-H	AWG#12-#14	4.30mm(max)	Brass	Gold over Nickel	2,500 PCS
C6351MA-GP-H	AWG#12-#14	4.30mm(max)	Phosphor Bronze	Gold over Nickel	2,500 PCS

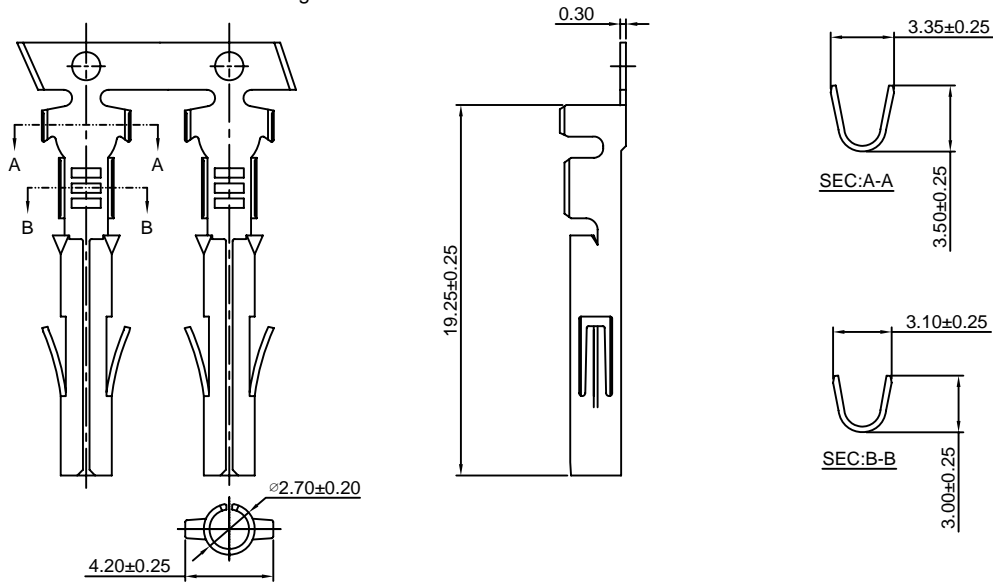
Optional Gold plating available but MOQ requested

C6351F-T-L

6.35mm pitch Crimp Terminal

Reference Informations:

*Used in CJT C6351HF or C6351HM series Housing



Ordering information & Specifications:

Unit:mm

Part NO.	Wire Range	Insulation O.D.	Material	Finish	Qty/reel
C6351F-TB-L	AWG#18-#24	2.54mm(max)	Brass	Tin over Nickel	5,000 PCS
C6351F-TP-L	AWG#18-#24	2.54mm(max)	Phosphor Bronze	Tin over Nickel	5,000 PCS
C6351F-GB-L	AWG#18-#24	2.54mm(max)	Brass	Gold over Nickel	5,000 PCS
C6351F-GP-L	AWG#18-#24	2.54mm(max)	Phosphor Bronze	Gold over Nickel	5,000 PCS

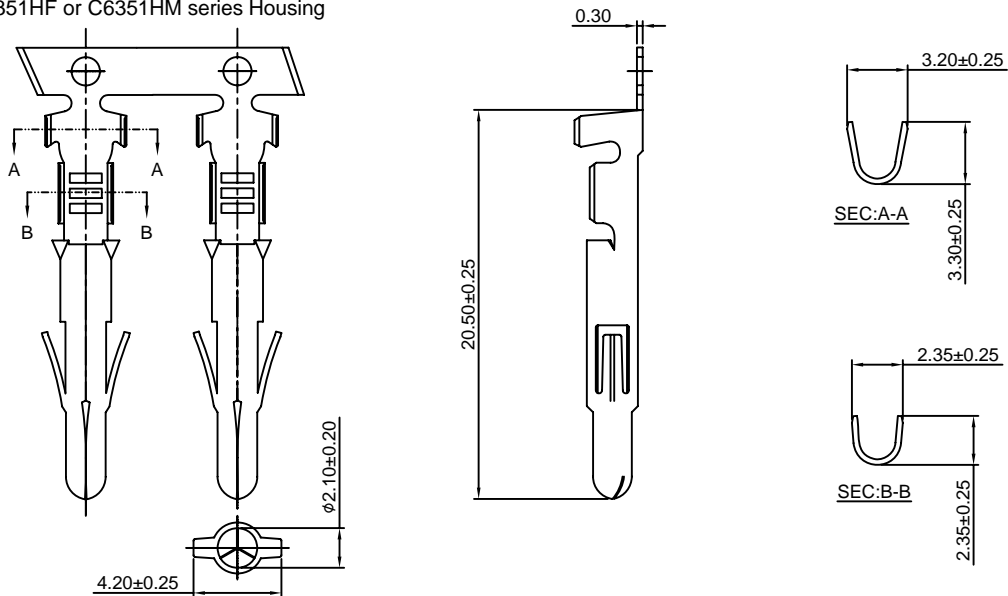
Optional Gold plating available but MOQ requested

C6351M-T-L

6.35mm pitch Crimp Terminal

Reference Informations:

*Used in CJT C6351HF or C6351HM series Housing



Ordering information & Specifications:

Unit:mm

Part NO.	Wire Range	Insulation O.D.	Material	Finish	Qty/reel
C6351M-TB-L	AWG#18-#24	2.54mm(max)	Brass	Tin over Nickel	5,000 PCS
C6351M-TP-L	AWG#18-#24	2.54mm(max)	Phosphor Bronze	Tin over Nickel	5,000 PCS
C6351M-GB-L	AWG#18-#24	2.54mm(max)	Brass	Gold over Nickel	5,000 PCS
C6351M-GP-L	AWG#18-#24	2.54mm(max)	Phosphor Bronze	Gold over Nickel	5,000 PCS

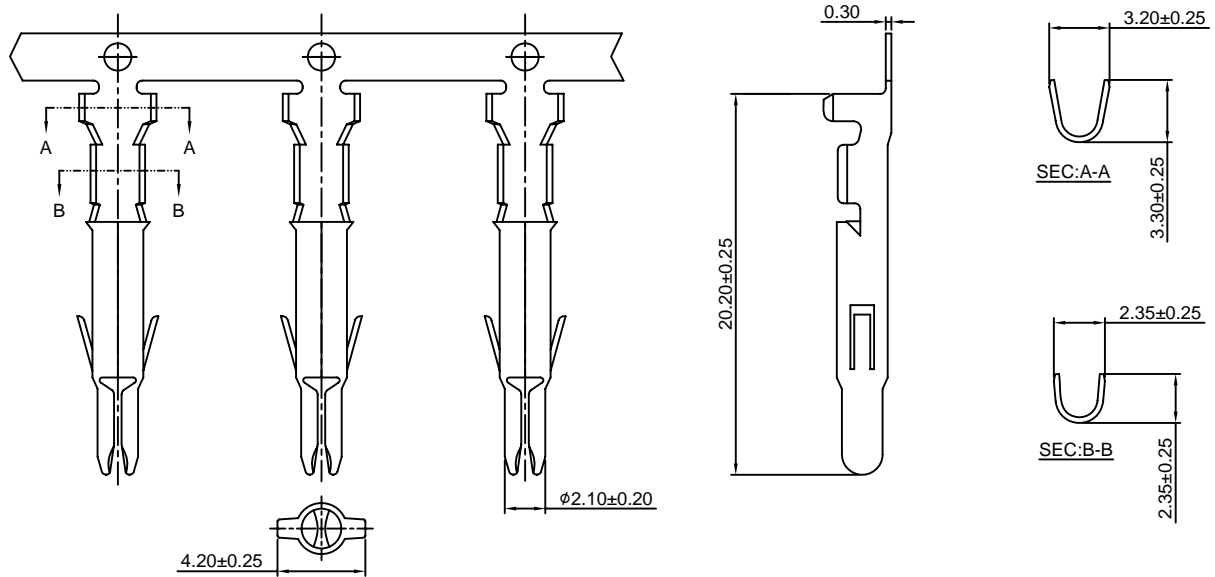
Optional Gold plating available but MOQ requested

C6351MA-T-L

6.35mm pitch Crimp Terminal

Reference Informations:

*Used in CJT C6351HF or C6351HM series Housing



Ordering information & Specifications:

Unit:mm

Part NO.	Wire Range	Insulation O.D.	Material	Finish	Qty/reel
C6351MA-TB-L	AWG#18-#24	2.54mm(max)	Brass	Tin over Nickel	5,000 PCS
C6351MA-TP-L	AWG#18-#24	2.54mm(max)	Phosphor Bronze	Tin over Nickel	5,000 PCS
C6351MA-GB-L	AWG#18-#24	2.54mm(max)	Brass	Gold over Nickel	5,000 PCS
C6351MA-GP-L	AWG#18-#24	2.54mm(max)	Phosphor Bronze	Gold over Nickel	5,000 PCS

Optional Gold plating available but MOQ requested

C6351H

6.35mm pitch Single Row Housing

Reference Informations:

- *Material: Nylon 66, UL94V-2 or UL94V-0
- *C6351HF/HM Suitable CJT C6351F-T(-H/-L) or C6351M-T(-H/-L) or C6351MA-T(-H/-L) series Terminal
- *Mates with CJT C6351 series Single row Housing or C6351 series Single row Wafer
- *Color: Natural

Ordering Information:

C6351HF<HFA>-XP - ***
1 2

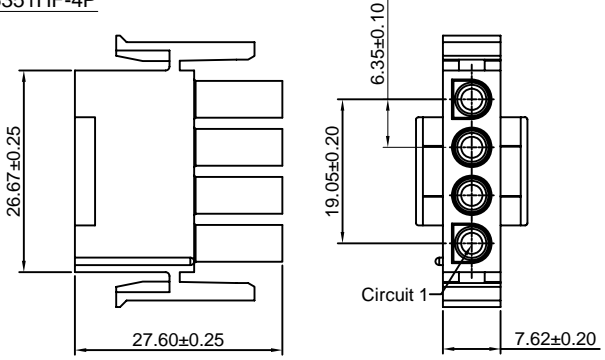
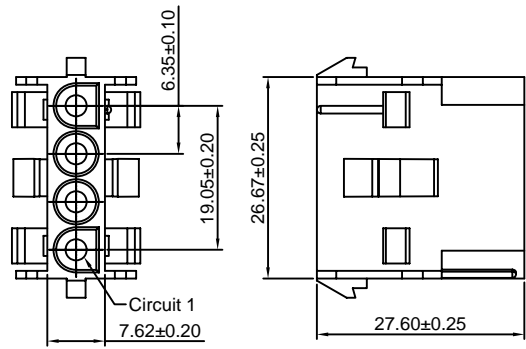
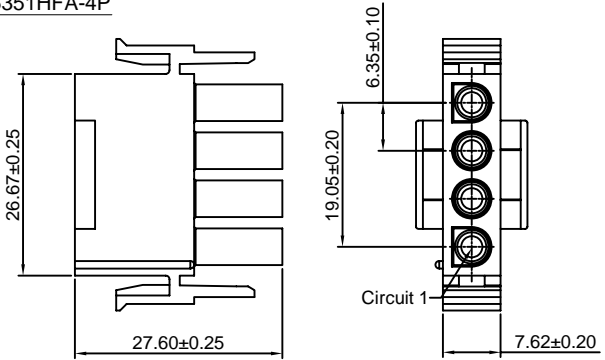
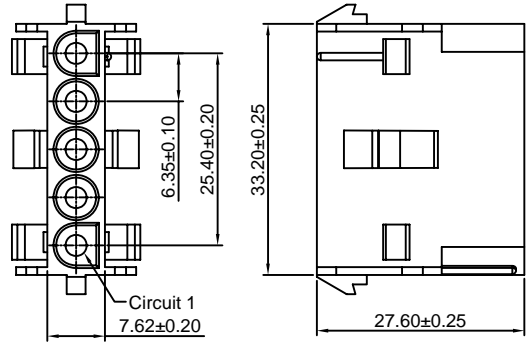
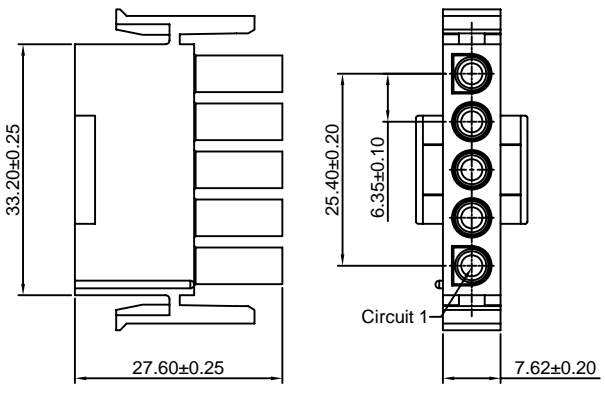
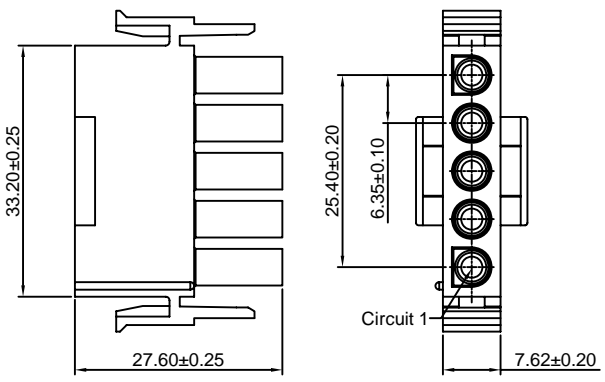
1. Part No.
2. Material:
(blank): Nylon 66, UL94V-2/Natural
V0: Nylon 66, UL94V-0/White
GWT: Nylon 66, UL94V-0, GWT 750°C

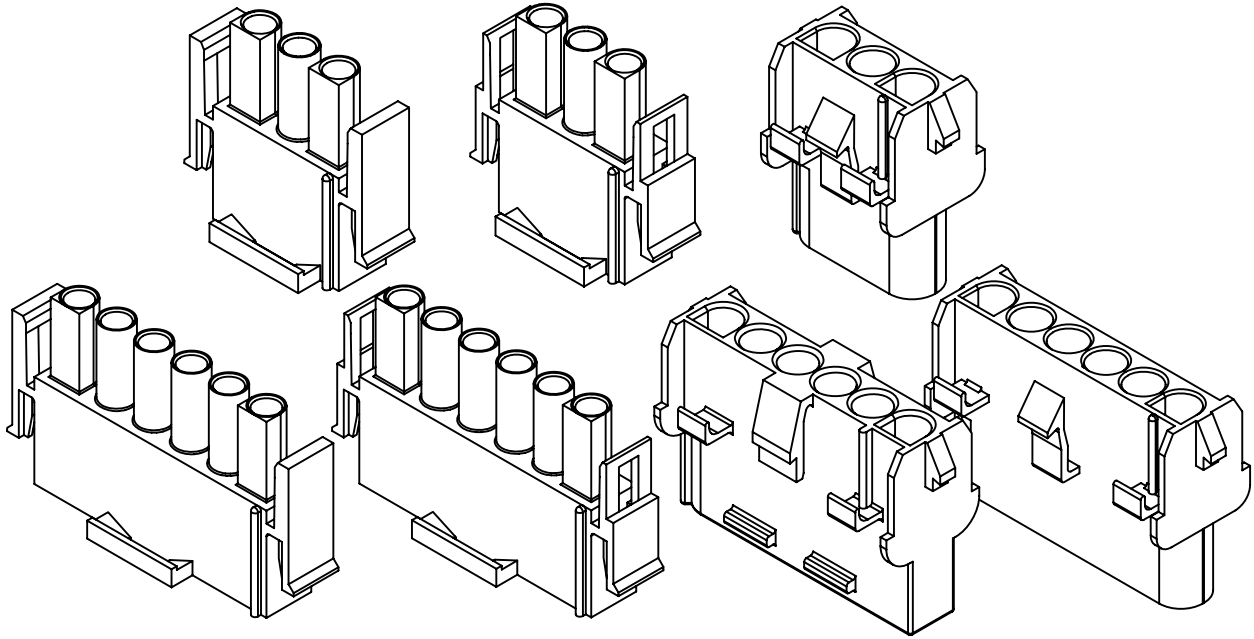
Ordering Information:

C6351HM<HMA>-XP - ***
1 2

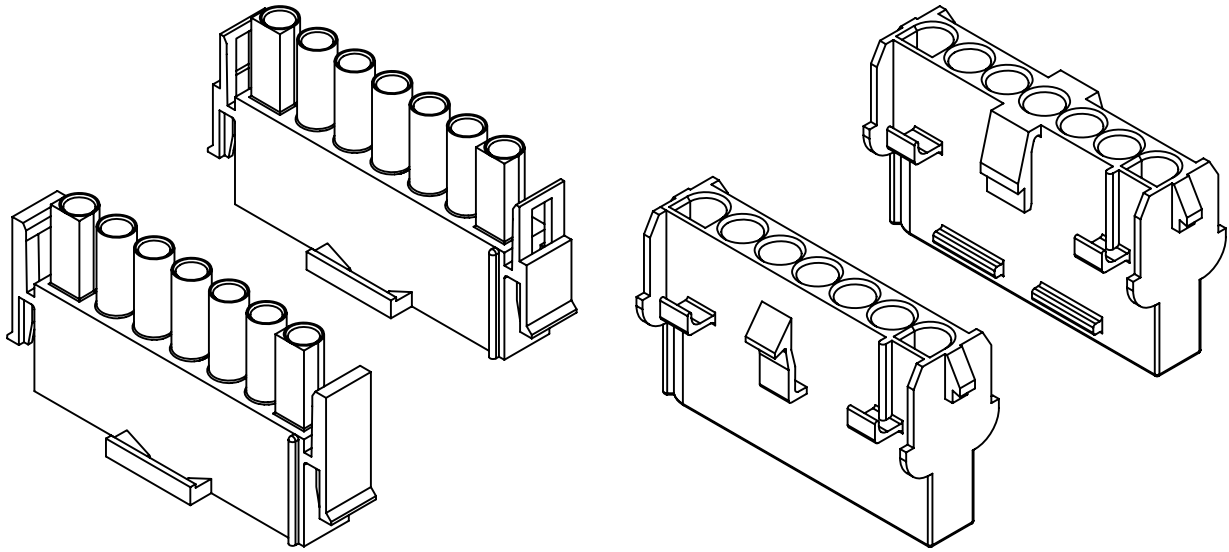
1. Part No.
2. Material:
(blank): Nylon 66, UL94V-2/Natural
V0: Nylon 66, UL94V-0/White
GWT: Nylon 66, UL94V-0, GWT 750°C

C6351HF<HFA>	C6351HM
<p><u>C6351HF-1P</u></p>	<p><u>C6351HM-1P</u></p>
<p><u>C6351HF-2P</u> <u>C6351HF-2P-A(With Post)</u></p>	<p><u>C6351HM-2P</u></p>
<p><u>C6351HFA-2P</u> <u>C6351HFA-2P-A(With Post)</u></p>	<p><u>C6351HM-3P</u></p>
<p><u>C6351HF-3P</u></p>	<p><u>C6351HFA-3P</u></p>

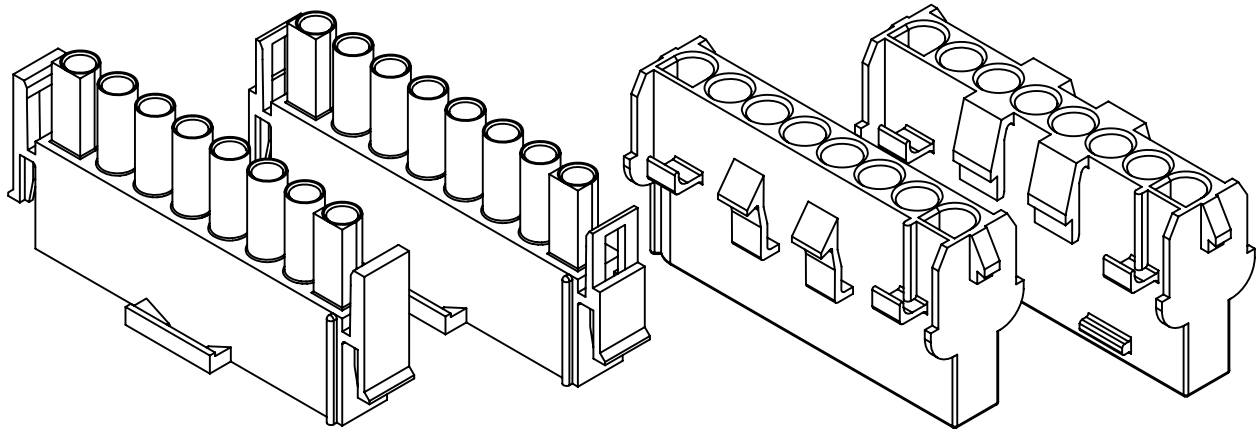
C6351HF<HFA>	C6351HM
<p><u>C6351HF-4P</u></p> 	<p><u>C6351HM-4P</u></p> 
<p><u>C6351HFA-4P</u></p> 	<p><u>C6351HM-5P</u></p> 
<p><u>C6351HF-5P</u></p> 	<p><u>C6351HFA-5P</u></p> 



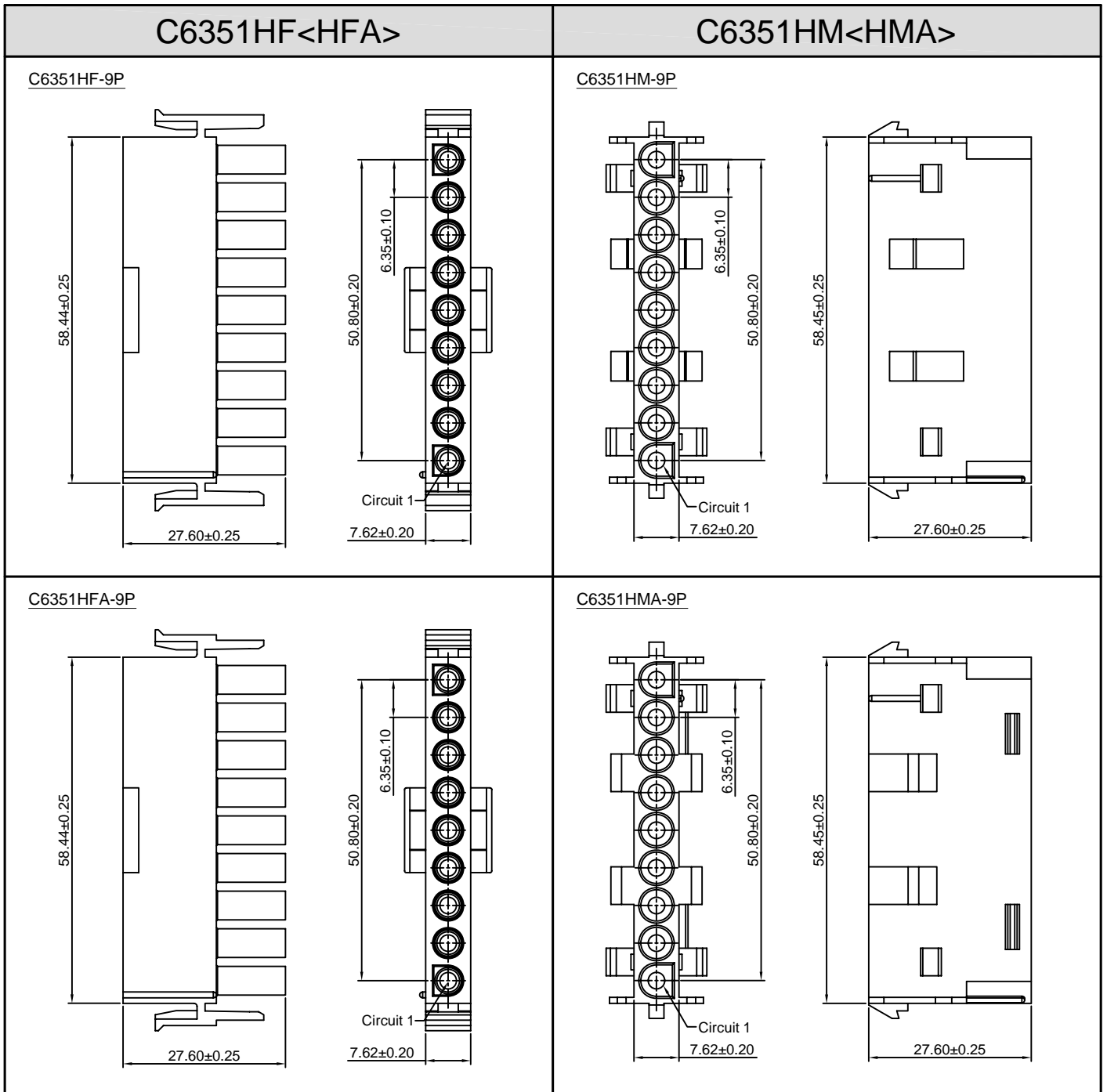
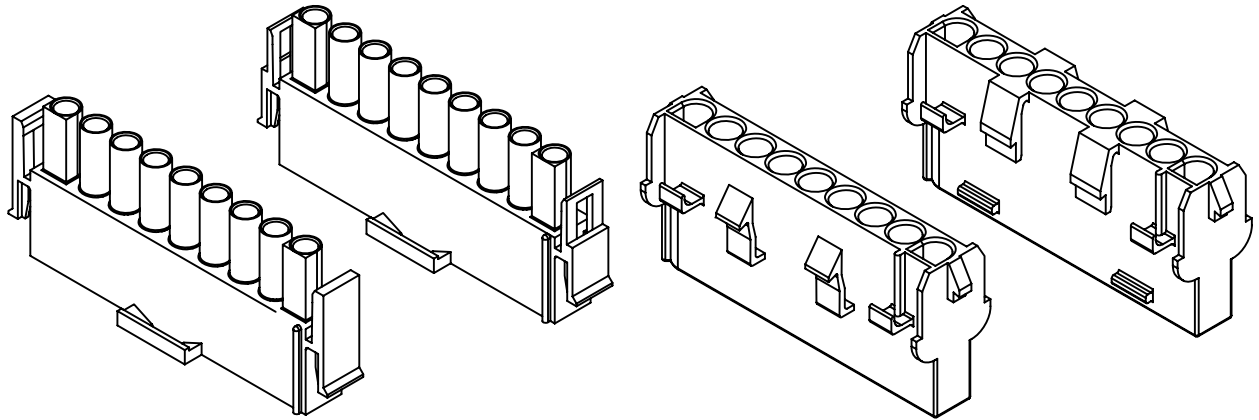
C6351HF<HFA>	C6351HM<HMA>
<p data-bbox="124 976 248 1003"><u>C6351HF-6P</u></p>	<p data-bbox="826 976 951 1003"><u>C6351HM-6P</u></p>
<p data-bbox="124 1520 261 1547"><u>C6351HFA-6P</u></p>	<p data-bbox="826 1520 963 1547"><u>C6351HMA-6P</u></p>

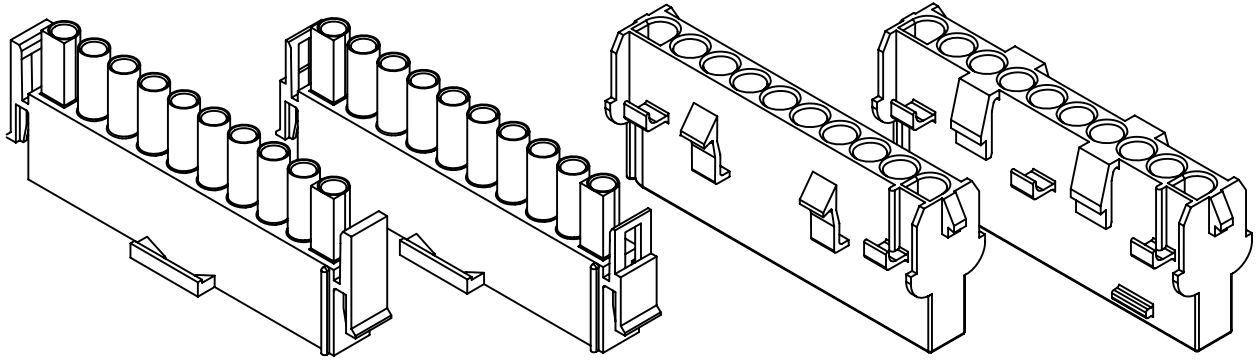


C6351HF<HFA>	C6351HM<HMA>
<p><u>C6351HF-7P</u></p>	<p><u>C6351HM-7P</u></p>
<p><u>C6351HFA-7P</u></p>	<p><u>C6351HMA-7P</u></p>



C6351HF<HFA>	C6351HM<HMA>
<p><u>C6351HF-8P</u></p>	<p><u>C6351HM-8P</u></p>
<p><u>C6351HFA-8P</u></p>	<p><u>C6351HMA-8P</u></p>





C6351HF<HFA>	C6351HM<HMA>
<p><u>C6351HF-10P</u></p>	<p><u>C6351HM-10P</u></p>
<p><u>C6351HFA-10P</u></p>	<p><u>C6351HMA-10P</u></p>

C6351H-3

6.35mm pitch Triple Row Housing

Reference Informations:

- *Material:Nylon 66,UL94V-2 or UL94V-0
- *C6351HF/HM-3xXP Suitable CJT C6351F-T(-H/-L) or C6351M-T(-H/-L) or C6351MA-T(-H/-L) series Terminal
- *Mates with CJT C6351 series triple row Housing or C6351 series triple row Wafer
- *Color:Natural

Ordering Information:

- C6351HF<HFA>-3xXP - ***
- | | |
|---|---|
| 1 | 2 |
|---|---|
- 1.Part No.
 - 2.Material:
(blank):Nylon 66,UL94V-2/Natural
V0:Nylon 66,UL94V-0/White
GWT:Nylon 66,UL94V-0,GWT 750°C

Ordering Information:

- C6351HM-3xXP - ***
- | | |
|---|---|
| 1 | 2 |
|---|---|
- 1.Part No.
 - 2.Material:
(blank):Nylon 66,UL94V-2/Natural
V0:Nylon 66,UL94V-0/White
GWT:Nylon 66,UL94V-0,GWT 750°C

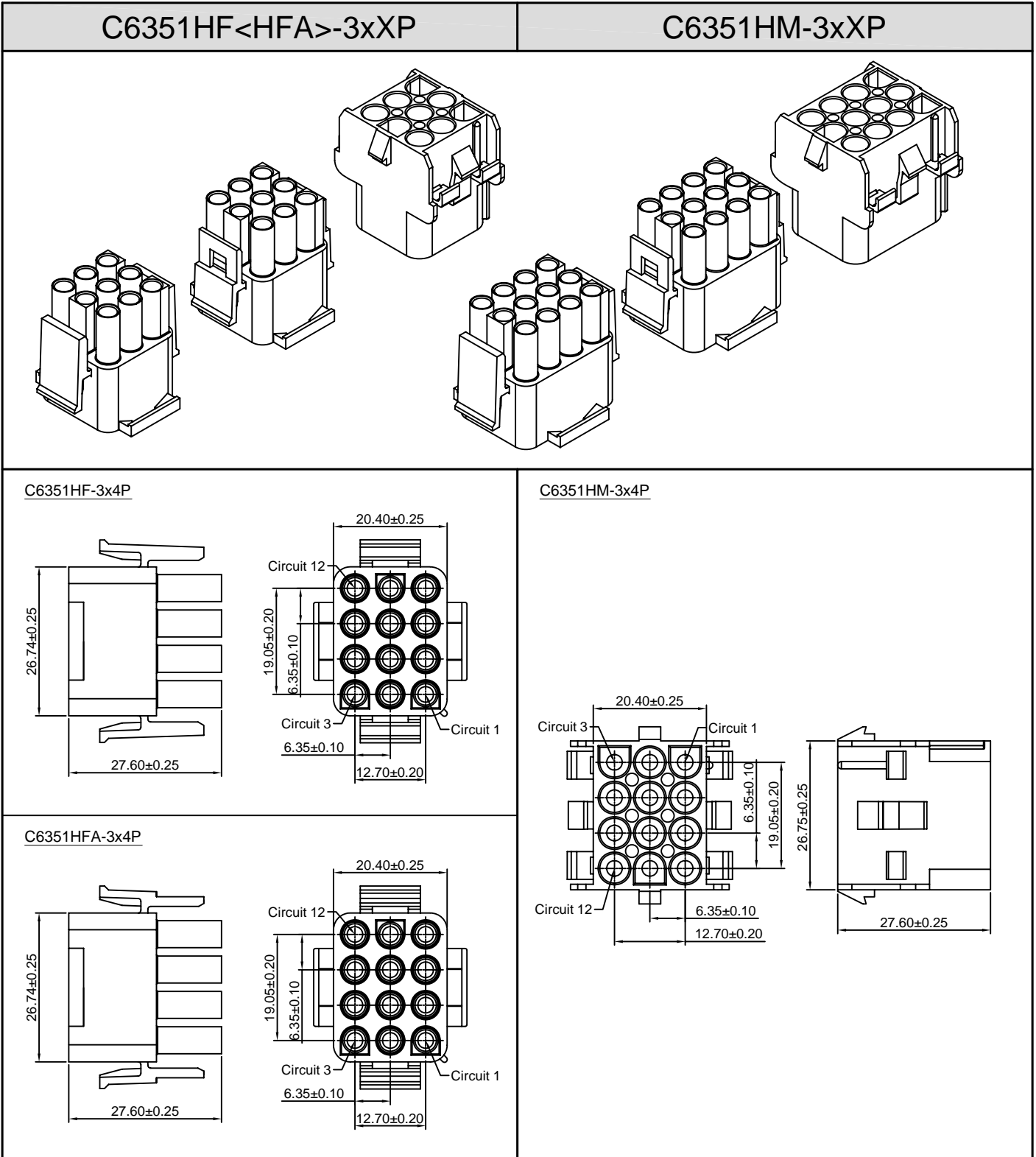
C6351HF<HFA>-3xXP	C6351HM-3xXP
<p><u>C6351HF-3x2P</u></p>	<p><u>C6351HM-3x2P</u></p>
<p><u>C6351HFA-3x2P</u></p>	
<p><u>C6351HF-3x3P</u></p>	<p><u>C6351HM-3x3P</u></p>
<p><u>C6351HFA-3x3P</u></p>	

C6351H-3

6.35mm pitch Triple Row Housing

Reference Informations:

- *Material: Nylon 66, UL94V-2 or UL94V-0
- *C6351HF/HM-3xXP Suitable CJT C6351F-T(-H/-L) or C6351M-T(-H/-L) or C6351MA-T(-H/-L) series Terminal
- *Mates with CJT C6351 series triple row Housing or C6351 series triple row Wafer
- *Color: Natural

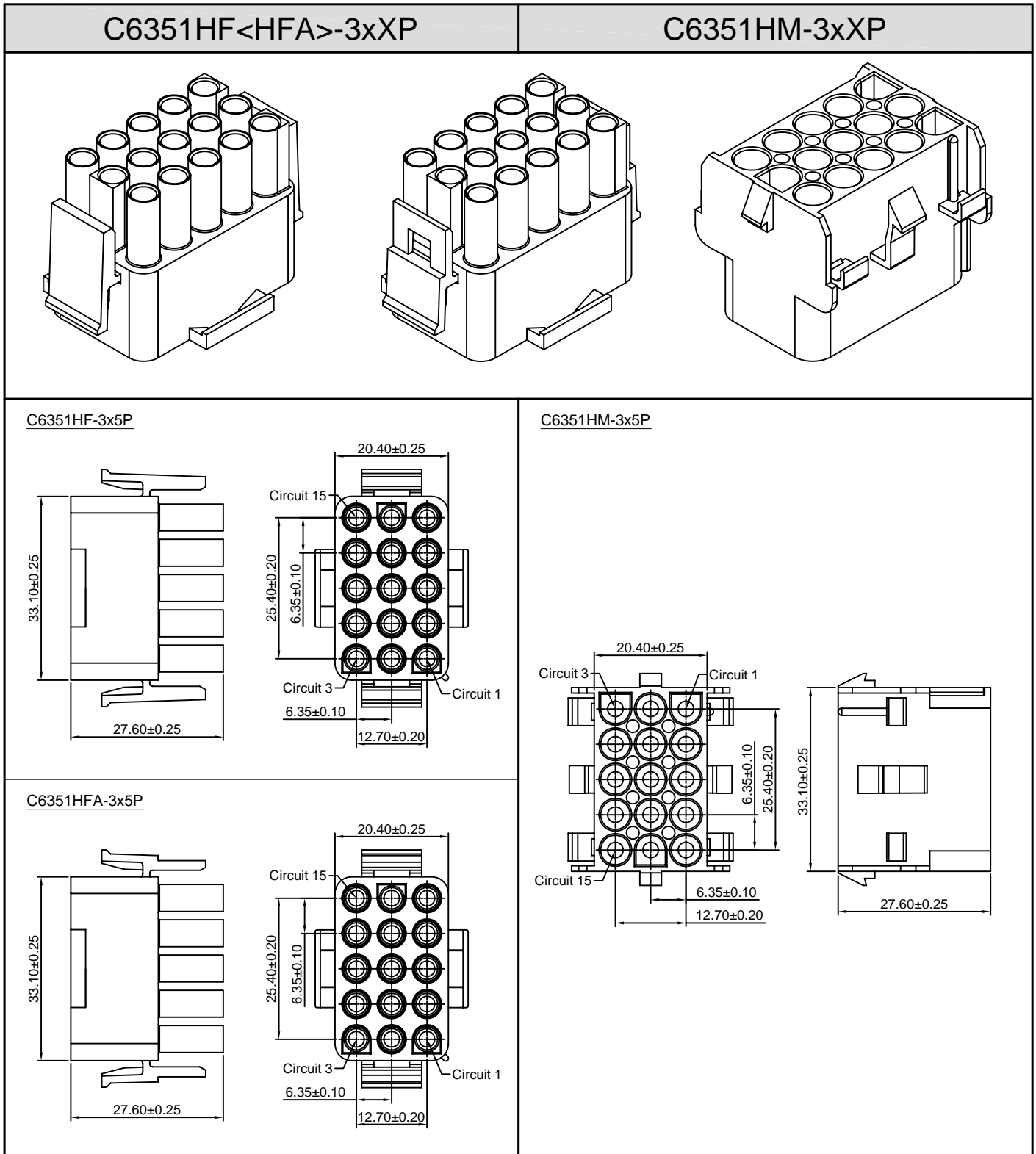


C6351H-3

6.35mm pitch Triple Row Housing

Reference Informations:

- *Material: Nylon 66, UL94V-2 or UL94V-0
- *C6351HF/HM-3xXP Suitable CJT C6351F-T(-H/-L) or C6351M-T(-H/-L) or C6351MA-T(-H/-L) series Terminal
- *Mates with CJT C6351 series triple row Housing or C6351 series triple row Wafer
- *Color: Natural

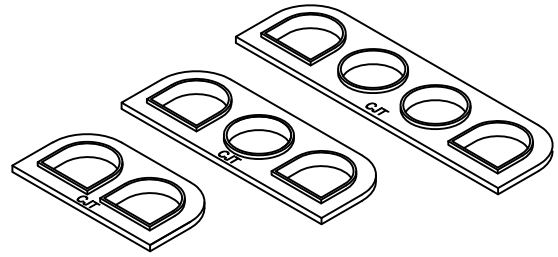
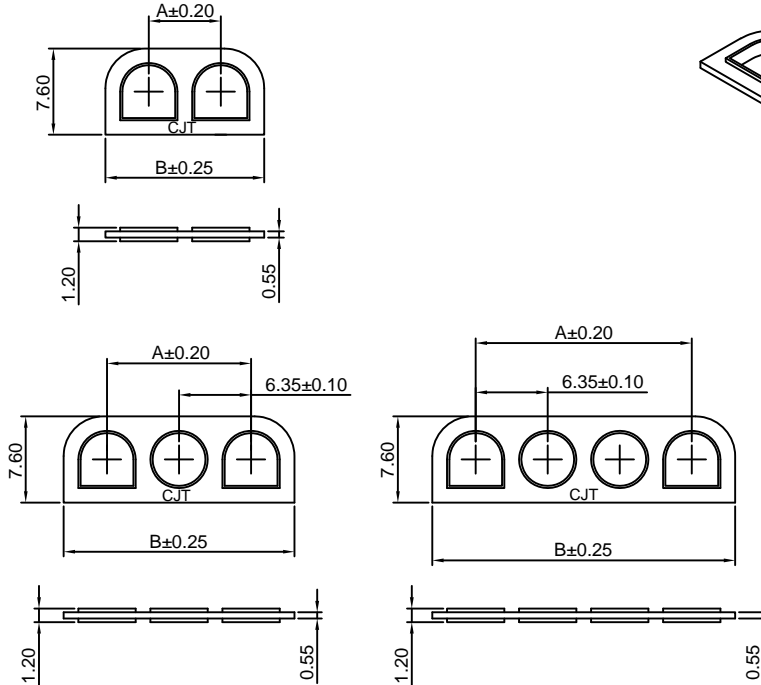


C6351HFI-XP

6.35mm Pitch Interface Seal

Reference Informations:

- *Material:Silicone rubber
- *Used in CJT C6351HF/HFA series single row Housing
- *Color:Blue



Technical Requirements:

- *2.79mm-3.30mm insulation diameter passed European IP sealing level #5/7(swirling dust/immersion to 1 meter for 30 minutes)
- *1.52mm-2.79mm insulation diameter passed European IP sealing level #5/6(swirling dust/heavy seas)
- *Wire AWG range is #20-14 with insulation diameter range 1.52mm-3.3mm

Ordering Information & Dimensions:

PART NO.	Dimensions	
	A	B
2P	6.35	14.00
3P	12.70	20.35
4P	19.05	26.70
5P	25.40	33.05

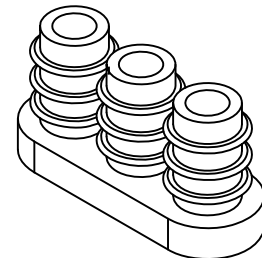
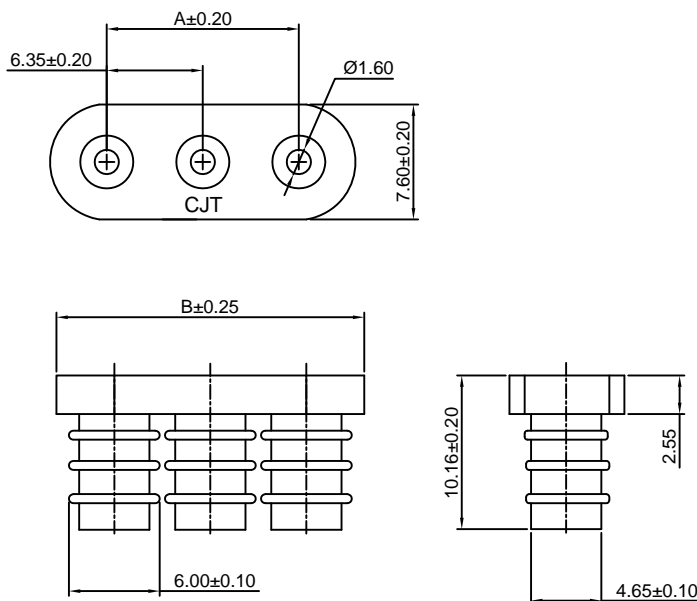
Unit: mm

C6351S-XP

6.35mm Pitch Wire Seal

Reference Informations:

- *Material:Silicone rubber
- *Used in CJT C6351HF/HFA or C6351HM/HMA series single row Housing
- *Color:Blue



Technical Requirements:

- *2.79mm-3.30mm insulation diameter passed European IP sealing level #5/7(swirling dust/immersion to 1 meter for 30 minutes)
- *1.52mm-2.79mm insulation diameter passed European IP sealing level #5/6(swirling dust/heavy seas)
- *Wire AWG range is #20-14 with insulation diameter range 1.52mm-3.3mm

Ordering Information & Dimensions:

PART NO.	Dimensions	
	A	B
2P	6.35	14.00
3P	12.70	20.35
4P	19.05	26.70
5P	25.40	33.05

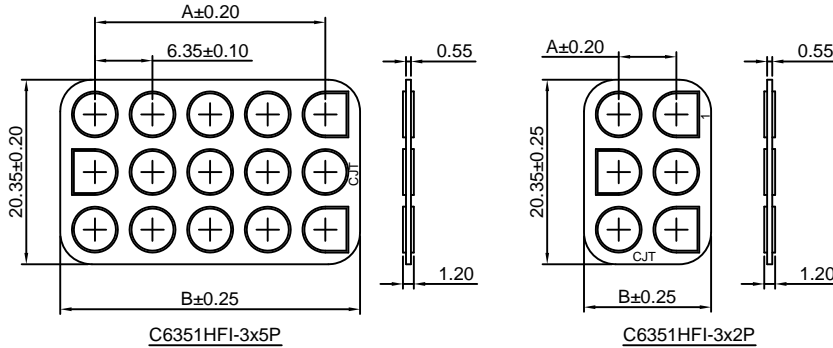
Unit: mm

C6351HFI-3xXP

6.35mm Pitch Interface Seal

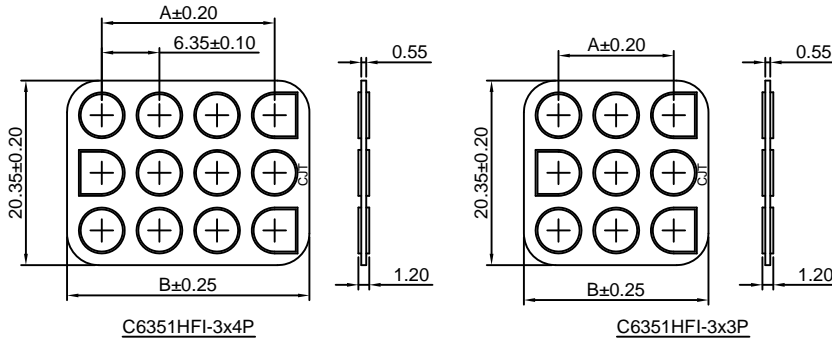
Reference Informations:

- *Material:Silicone rubber
- *Used in CJT C6351HF/HFA series triple row Housing
- *Color:Blue



Technical Requirements:

- *2.79mm-3.30mm insulation diameter passed European IP sealing level #5/7(swirling dust/immersion to 1 meter for 30 minutes)
- *1.52mm-2.79mm insulation diameter passed European IP sealing level #5/6(swirling dust/heavy seas)
- *Wire AWG range is #20-14 with insulation diameter range 1.52mm-3.3mm



Ordering Information & Dimensions:

PART NO.	Dimensions	
	A	B
3x2P	6.35	14.00
3x3P	12.70	20.35
3x4P	19.05	26.70
3x5P	25.40	33.05

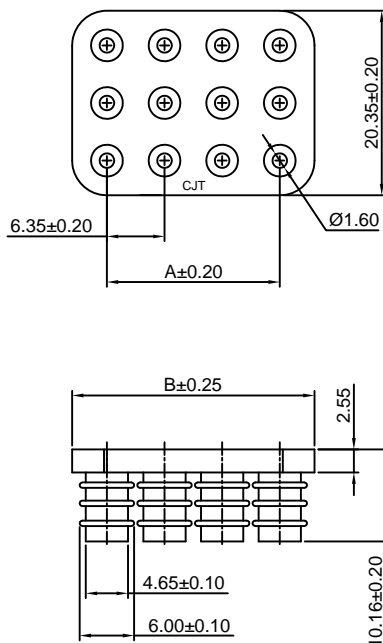
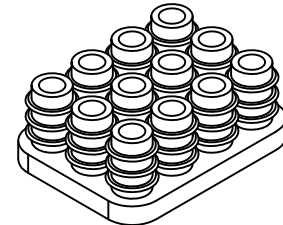
Unit: mm

C6351S-3xXP

6.35mm Pitch Wire Seal

Reference Informations:

- *Material:Silicone rubber
- *Used in CJT C6351HF/HFA or C6351HM series triple row Housing
- *Color:Blue



Technical Requirements:

- *2.79mm-3.30mm insulation diameter passed European IP sealing level #5/7(swirling dust/immersion to 1 meter for 30 minutes)
- *1.52mm-2.79mm insulation diameter passed European IP sealing level #5/6(swirling dust/heavy seas)
- *Wire AWG range is #20-14 with insulation diameter range 1.52mm-3.3mm

Ordering Information & Dimensions:

PART NO.	Dimensions	
	A	B
3x2P	6.35	14.00
3x3P	12.70	20.35
3x4P	19.05	26.70
3x5P	25.40	33.05

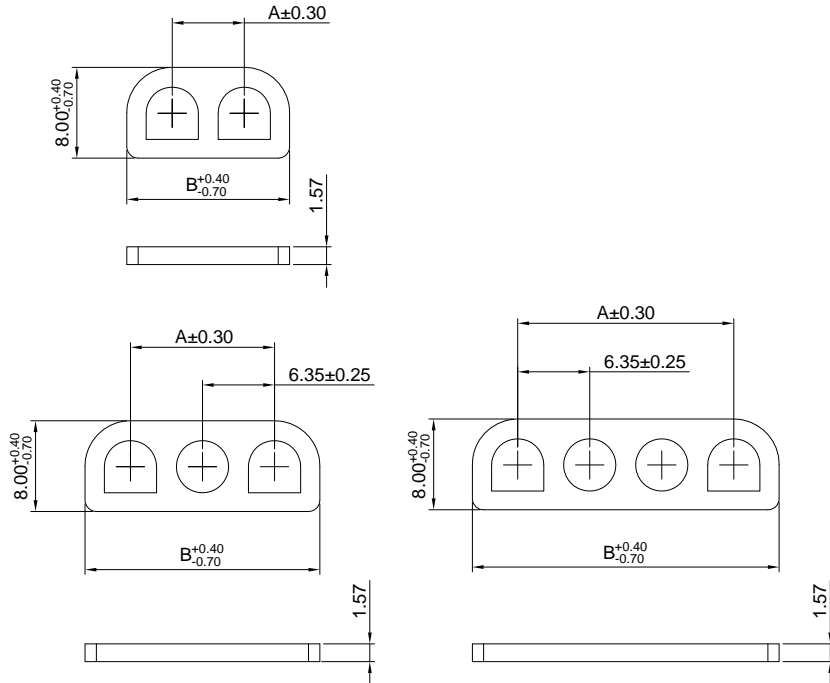
Unit: mm

C6351HFIA-XP

6.35mm Pitch Interface Seal

Reference Informations:

- *Material: Closed cell silicon foam
- *Used in CJT C6351HF/HFA series single row Housing
- *Color: Black



Technical Requirements:

- *2.79mm-3.30mm insulation diameter passed European IP sealing level #5/7 (swirling dust/immersion to 1 meter for 30 minutes)
- *1.52mm-2.79mm insulation diameter passed European IP sealing level #5/6 (swirling dust/heavy seas)
- *Wire AWG range is #20-14 with insulation diameter range 1.52mm-3.3mm

Ordering Information & Dimensions:

PART NO.	Dimensions	
	A	B
2P	6.35	14.35
3P	12.70	20.70
4P	19.05	27.05
5P	25.40	33.40

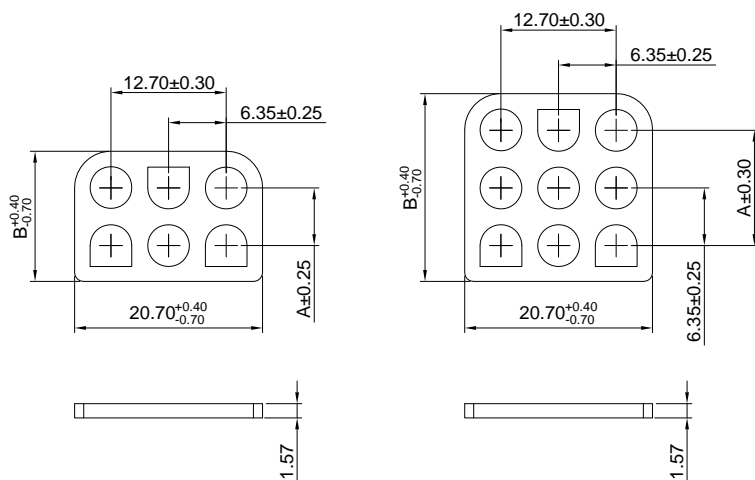
Unit: mm

C6351HFIA-3xXP

6.35mm Pitch Interface Seal

Reference Informations:

- *Material: Closed cell silicon foam
- *Used in CJT C6351HF/HFA series triple row Housing
- *Color: Black



Technical Requirements:

- *2.79mm-3.30mm insulation diameter passed European IP sealing level #5/7 (swirling dust/immersion to 1 meter for 30 minutes)
- *1.52mm-2.79mm insulation diameter passed European IP sealing level #5/6 (swirling dust/heavy seas)
- *Wire AWG range is #20-14 with insulation diameter range 1.52mm-3.3mm

Ordering Information & Dimensions:

PART NO.	Dimensions	
	A	B
3x2P	6.35	14.35
3x3P	12.70	20.70
3x4P	19.05	27.05
3x5P	25.40	33.40

Unit: mm

C6351WV-XP-M

6.35mm pitch 180° Single Row Wafer-MALE TYPE

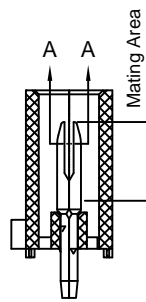
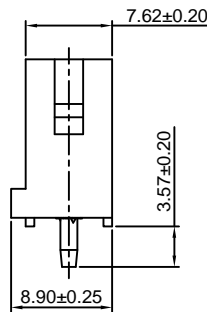
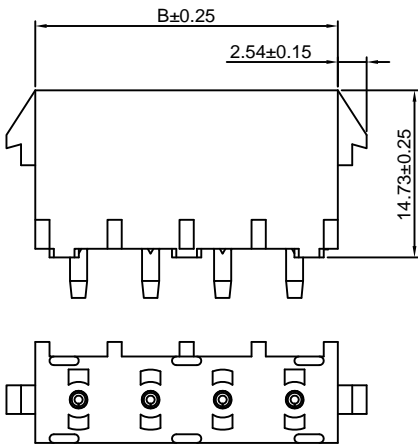
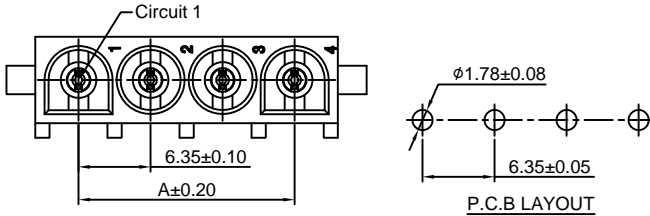
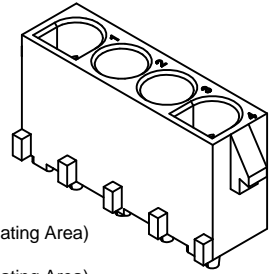
Reference Informations:

- *Material: Pin: Brass/Tin over Nickel
Insulator: Nylon 66, UL94V-2 or UL94V-0
- *Mates with CJT C6351HF/HFA series single row Housing
- *Color: Natural

Ordering Information:

C6351WV-XP-M - *** - ***
1 2 3

- Part No.
- Material:
(blank): Nylon 66, UL94V-2/Natural
V0: Nylon 66, UL94V-0/White
GWT: Nylon 66, UL94V-0, GWT 750°C
- Finish
(blank): Tin over Nickel
G: Gold-flash
G15: 15µm (0.38µm) MIN. Select Gold (Mating Area)
100µm (2.54µm) MIN. Select Tin
G30: 30µm (0.76µm) MIN. Select Gold (Mating Area)
100µm (2.54µm) MIN. Select Tin



Ordering Information & Dimensions:

PART NO.	Dimensions	
	A	B
2P	6.35	13.97
3P	12.70	20.32
4P	19.05	26.67
5P	25.40	33.02
6P	31.75	39.37
7P	38.10	45.72
8P	44.45	52.07
9P	50.80	58.42
10P	57.15	64.77

Unit: mm

C6351WV-XP-F

6.35mm pitch 180° Single Row Wafer-Female Type

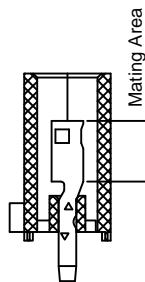
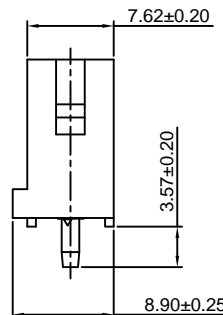
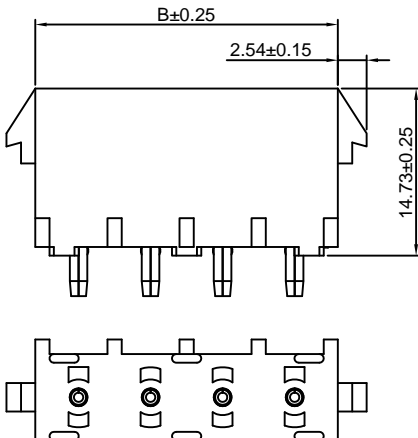
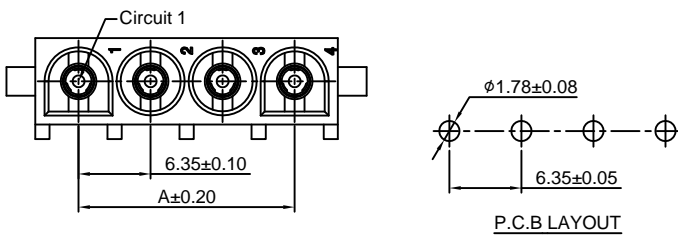
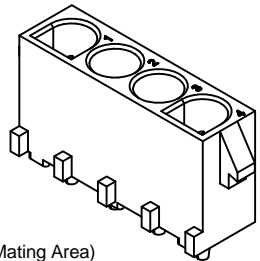
Reference Informations:

- *Material: Pin: Brass/Tin over Nickel
Insulator: Nylon 66, UL94V-2 or UL94V-0
- *Mates with CJT C6351HF/HFA series single row Housing
- *Color: Natural

Ordering Information:

C6351WV-XP-F - *** - ***
1 2 3

- Part No.
- Material:
(blank): Nylon 66, UL94V-2/Natural
V0: Nylon 66, UL94V-0/White
GWT: Nylon 66, UL94V-0, GWT 750°C
- Finish
(blank): Tin over Nickel
G: Gold-flash
G15: 15µm (0.38µm) MIN. Select Gold (Mating Area)
100µm (2.54µm) MIN. Select Tin
G30: 30µm (0.76µm) MIN. Select Gold (Mating Area)
100µm (2.54µm) MIN. Select Tin



Ordering Information & Dimensions:

PART NO.	Dimensions	
	A	B
2P	6.35	13.97
3P	12.70	20.32
4P	19.05	26.67
5P	25.40	33.02
6P	31.75	39.37
7P	38.10	45.72
8P	44.45	52.07
9P	50.80	58.42
10P	57.15	64.77

Unit: mm

C6351WV-XP-RA

6.35mm pitch 180° Single Row Wafer, Round Pin-MALE TYPE

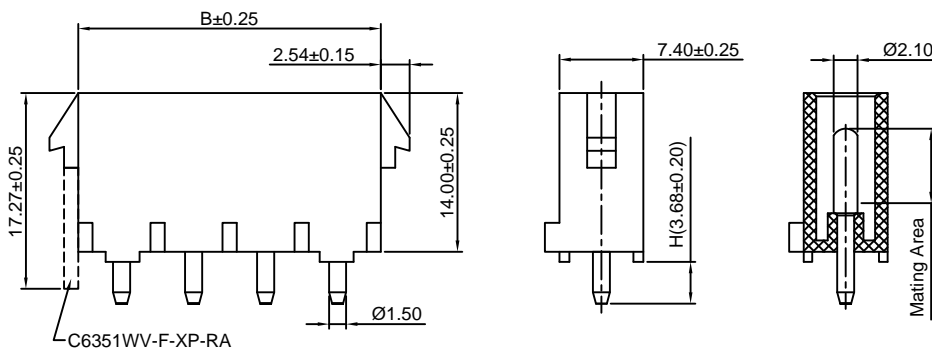
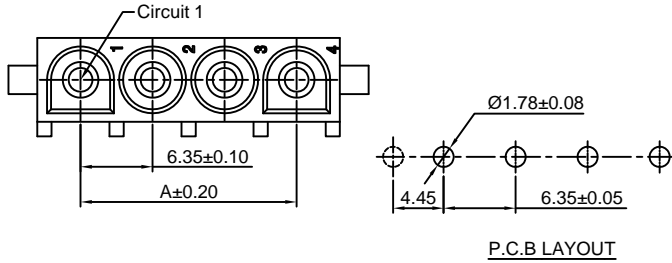
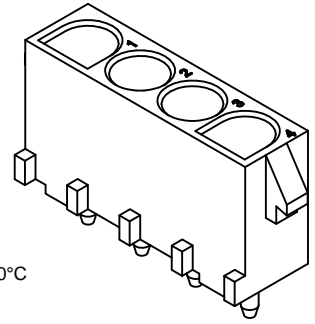
Reference Informations:

- *Material: Pin: Brass/Silver over Nickel
Insulator: Nylon 66, UL94V-0
- *Mates with CJT C6351HF/HFA series single row Housing
- *Color: White

Ordering Information:

C6351WV(-F)-XP-RA - ** - *** - ****
1 2 3 4

1. Part No.
2. Size(H):
(blank): 3.68mm
H1: 7.62mm
H2: 4.30mm
H3: 7.00mm
H4: 5.20mm
3. Material:
(blank): Nylon 66, UL94V-0/White
GWT: Nylon 66, UL94V-0, GWT 750°C
4. Finish
(blank): Silver over Nickel
G: Gold-flash
G15: 15µin (0.38µm) MIN. Select Gold (Mating Area)
100µin (2.54µm) MIN. Select Tin
G30: 30µin (0.76µm) MIN. Select Gold (Mating Area)
100µin (2.54µm) MIN. Select Tin



Ordering Information & Dimensions:

PART NO.	Dimensions	
	A	B
2P	6.35	13.97
3P	12.70	20.32
4P	19.05	26.67
5P	25.40	33.02
6P	31.75	39.37
7P	38.10	45.72
8P	44.45	52.07
9P	50.80	58.42
10P	57.15	64.77

Unit: mm

C6351WV-F-XP-M

6.35mm pitch 180° Single Row Wafer Polarizing Peg-MALE TYPE

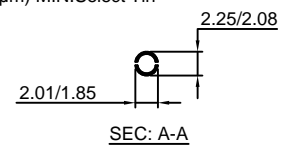
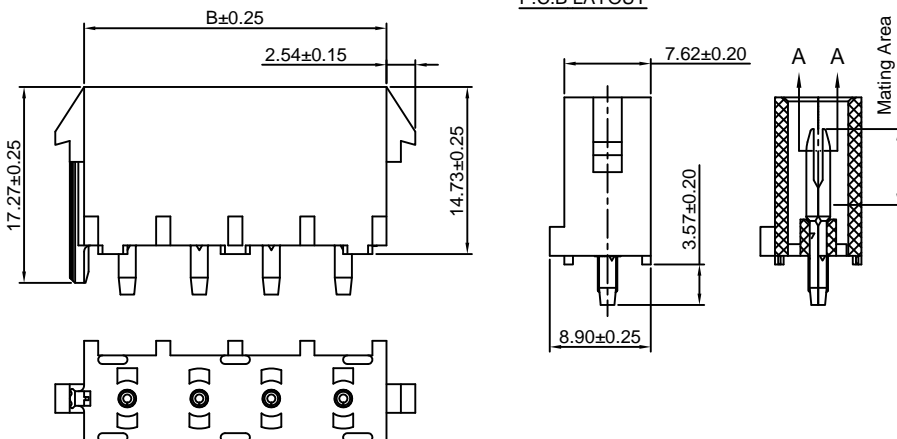
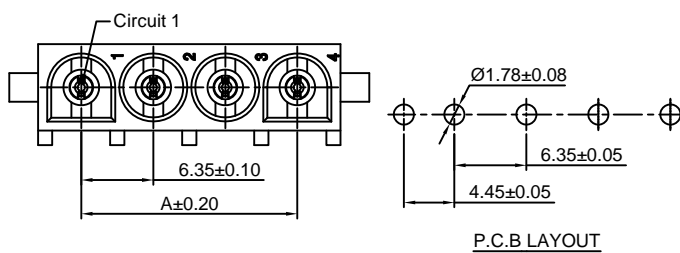
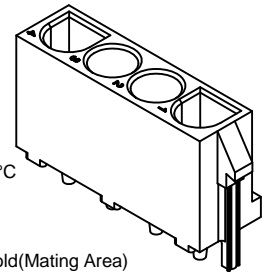
Reference Informations:

- *Material: Pin: Brass/Tin over Nickel
Insulator: Nylon 66, UL94V-2 or UL94V-0
- *Mates with CJT C6351HF/HFA series single row Housing
- *Color: Natural

Ordering Information:

C6351WV-F-XP-M - *** - ****
1 2 3

1. Part No.
2. Material:
(blank): Nylon 66, UL94V-2/Natural
V0: Nylon 66, UL94V-0/White
GWT: Nylon 66, UL94V-0, GWT 750°C
3. Finish
(blank): Tin over Nickel
G: Gold-flash
G15: 15µin (0.38µm) MIN. Select Gold (Mating Area)
100µin (2.54µm) MIN. Select Tin
G30: 30µin (0.76µm) MIN. Select Gold (Mating Area)
100µin (2.54µm) MIN. Select Tin



Ordering Information & Dimensions:

PART NO.	Dimensions	
	A	B
2P	6.35	13.97
3P	12.70	20.32
4P	19.05	26.67
5P	25.40	33.02
6P	31.75	39.37
7P	38.10	45.72
8P	44.45	52.07
9P	50.80	58.42
10P	57.15	64.77

Unit: mm

C6351WV-F-XP-F

6.35mm pitch 180° Single Row Wafer with Polarizing Peg-Female Type

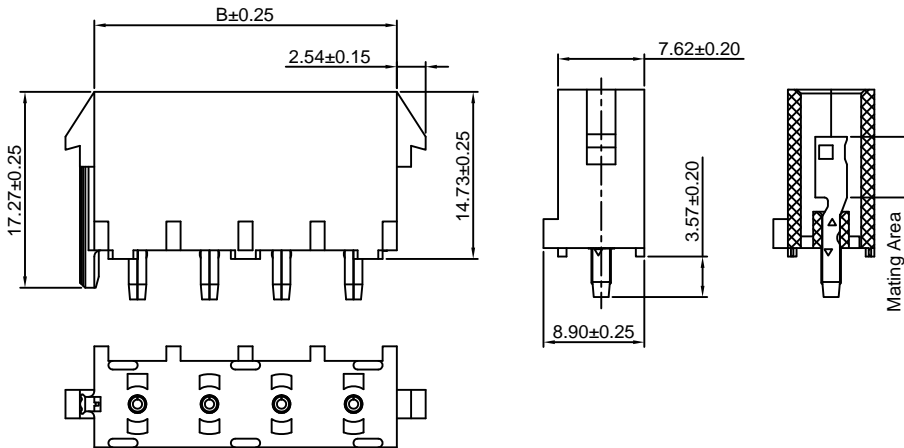
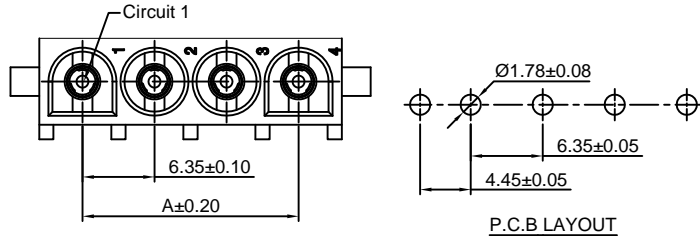
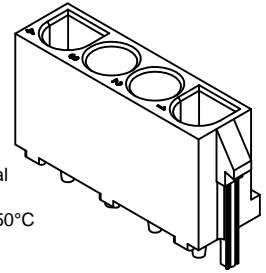
Reference Informations:

- *Material: Pin: Brass/Tin over Nickel
Insulator: Nylon 66, UL94V-2 or UL94V-0
- *Mates with CJT C6351HF/HFA series single row Housing
- *Color: Natural

Ordering Information:

C6351WV-F-XP-F - *** - ***
1 2 3

- Part No.
- Material:
(blank): Nylon 66, UL94V-2/Natural
V0: Nylon 66, UL94V-0/White
GWT: Nylon 66, UL94V-0, GWT 750°C
- Finish
(blank): Tin over Nickel
G: Gold-flash
G15: 15µin (0.38µm) MIN. Select Gold (Mating Area)
100µin (2.54µm) MIN. Select Tin
G30: 30µin (0.76µm) MIN. Select Gold (Mating Area)
100µin (2.54µm) MIN. Select Tin



Ordering Information & Dimensions:

PART NO.	Dimensions	
	A	B
2P	6.35	13.97
3P	12.70	20.32
4P	19.05	26.67
5P	25.40	33.02
6P	31.75	39.37
7P	38.10	45.72
8P	44.45	52.07
9P	50.80	58.42
10P	57.15	64.77

Unit: mm

C6351WV-3xXP-M

6.35mm pitch 180° Triple Row Wafer-MALE TYPE

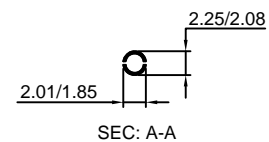
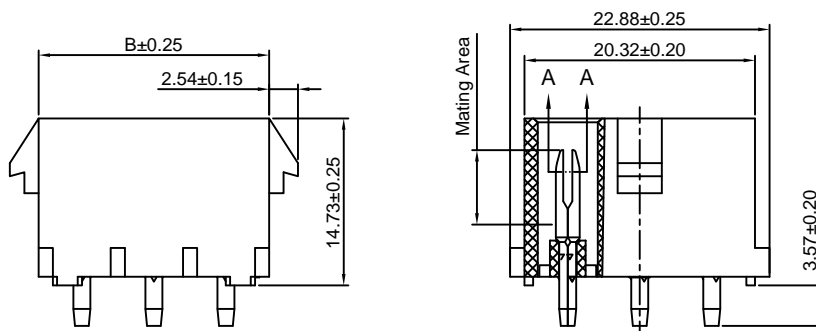
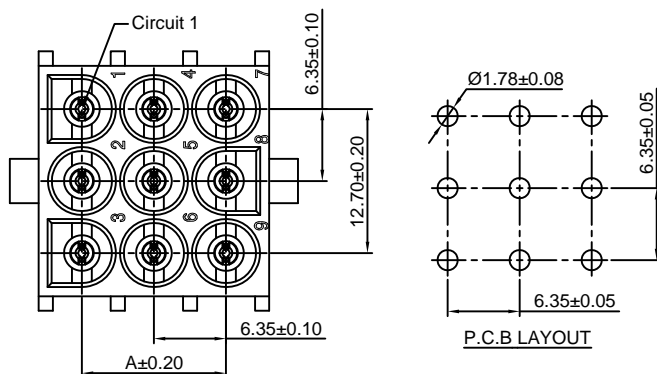
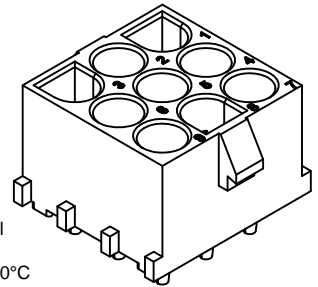
Reference Informations:

- *Material: Pin: Brass/Tin over Nickel
Insulator: Nylon 66, UL94V-2 or UL94V-0
- *Mates with CJT C6351HF/HFA series triple row Housing
- *Color: Natural

Ordering Information:

C6351WV-3xXP-M - *** - ***
1 2 3

- Part No.
- Material:
(blank): Nylon 66, UL94V-2/Natural
V0: Nylon 66, UL94V-0/White
GWT: Nylon 66, UL94V-0, GWT 750°C
- Finish
(blank): Tin over Nickel
G: Gold-flash
G15: 15µin (0.38µm) MIN. Select Gold (Mating Area)
100µin (2.54µm) MIN. Select Tin
G30: 30µin (0.76µm) MIN. Select Gold (Mating Area)
100µin (2.54µm) MIN. Select Tin



Ordering Information & Dimensions:

PART NO.	Dimensions	
	A	B
3x2P	6.35	13.97
3x3P	12.70	20.32
3x4P	19.05	26.67
3x5P	25.40	33.02

Unit: mm

C6351WV-3xXP-F

6.35mm pitch 180° Triple Row Wafer-Female Type

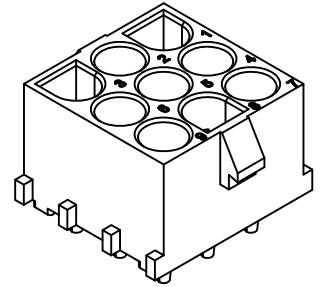
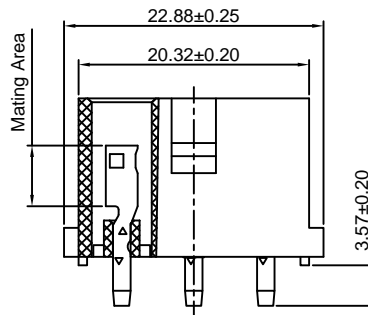
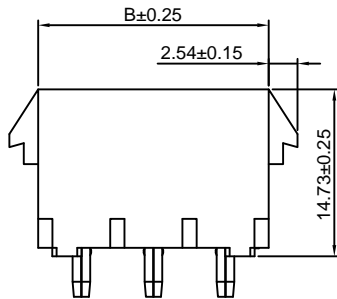
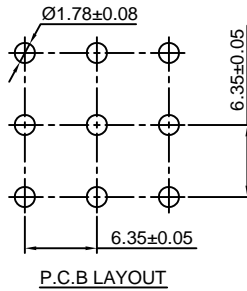
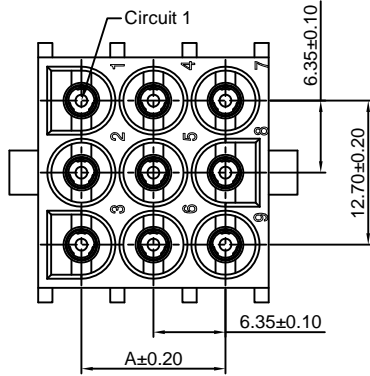
Reference Informations:

- *Material: Pin: Brass/Tin over Nickel
Insulator: Nylon 66, UL94V-2 or UL94V-0
- *Mates with CJT C6351HF/HFA series triple row Housing
- *Color: Natural

Ordering Information:

C6351WV-3xXP-F - *** - ***
1 2 3

1. Part No.
2. Material:
(blank): Nylon 66, UL94V-2/Natural
V0: Nylon 66, UL94V-0/White
GWT: Nylon 66, UL94V-0, GWT 750°C
3. Finish
(blank): Tin over Nickel
G: Gold-flash
G15: 15µin (0.38µm) MIN. Select Gold (Mating Area)
100µin (2.54µm) MIN. Select Tin
G30: 30µin (0.76µm) MIN. Select Gold (Mating Area)
100µin (2.54µm) MIN. Select Tin



Ordering Information & Dimensions:

PART NO.	Dimensions	
	A	B
3x2P	6.35	13.97
3x3P	12.70	20.32
3x4P	19.05	26.67
3x5P	25.40	33.02

Unit: mm

C6351WV-3xXP-RA

6.35mm pitch 180° Triple Row Wafer, Round Pin-Male Type

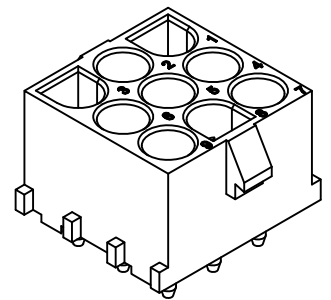
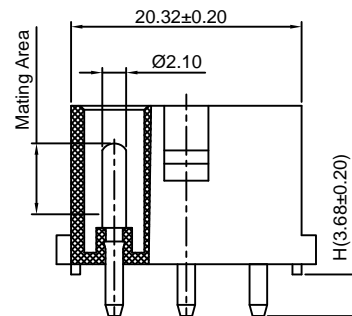
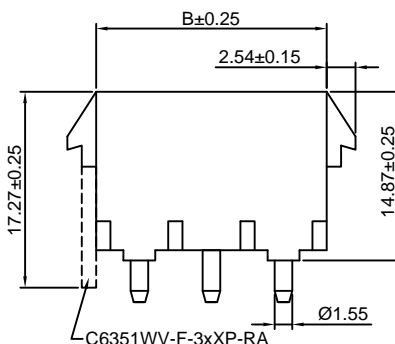
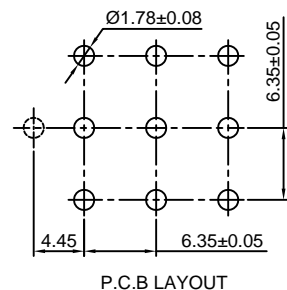
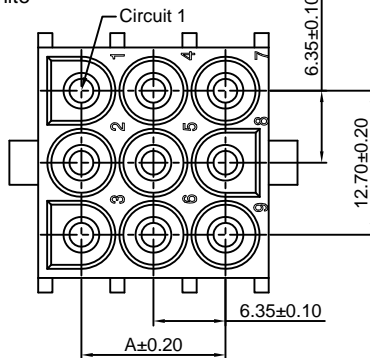
Reference Informations:

- *Material: Pin: Brass/Silver over Nickel
Insulator: Nylon 66, UL94V-0
- *Mates with CJT C6351HF/HFA series triple row Housing
- *Color: White

Ordering Information:

C6351WV(-F)-3xXP-RA - ** - *** - ***
1 2 3 4

1. Part No.
2. Size(H):
(blank): 3.68mm
H1: 7.62mm
H2: 4.30mm
H3: 7.00mm
H4: 5.20mm
3. Material:
(blank): Nylon 66, UL94V-0/White
GWT: Nylon 66, UL94V-0, GWT 750°C
4. Finish
(blank): Silver over Nickel
G: Gold-flash
G15: 15µin (0.38µm) MIN. Select Gold (Mating Area)
100µin (2.54µm) MIN. Select Tin
G30: 30µin (0.76µm) MIN. Select Gold (Mating Area)
100µin (2.54µm) MIN. Select Tin



Ordering Information & Dimensions:

PART NO.	Dimensions	
	A	B
3x2P	6.35	13.97
3x3P	12.70	20.32
3x4P	19.05	26.67
3x5P	25.40	33.02

Unit: mm

C6351WV-F-3xXP-M

6.35mm pitch 180° Triple Row Wafer Polarizing Peg-Male Type

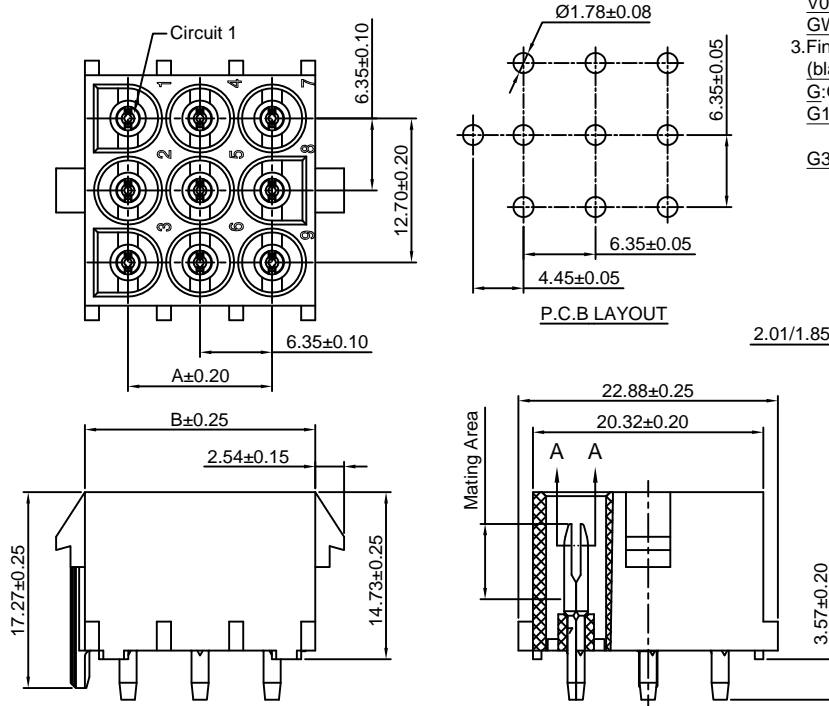
Reference Informations:

- *Material: Pin: Brass/Tin over Nickel
Insulator: Nylon 66, UL94V-2 or UL94V-0
- *Mates with CJT C6351HF/HFA series triple row Housing
- *Color: Natural

Ordering Information:

C6351WV-F-3xXP-M - *** - ***
1 2 3

1. Part No.
2. Material:
(blank): Nylon 66, UL94V-2/Natural
V0: Nylon 66, UL94V-0/White
GWT: Nylon 66, UL94V-0, GWT 750°C
3. Finish:
(blank): Tin over Nickel
G: Gold-flash
G15: 15µm (0.38µm) MIN. Select Gold (Mating Area)
100µm (2.54µm) MIN. Select Tin
G30: 30µm (0.76µm) MIN. Select Gold (Mating Area)
100µm (2.54µm) MIN. Select Tin



Ordering Information & Dimensions:

PART NO.	Dimensions	
	A	B
3x2P	6.35	13.97
3x3P	12.70	20.32
3x4P	19.05	26.67
3x5P	25.40	33.02

Unit: mm

C6351WV-F-3xXP-F

6.35mm pitch 180° Triple Row Wafer with Polarizing Peg-Female Type

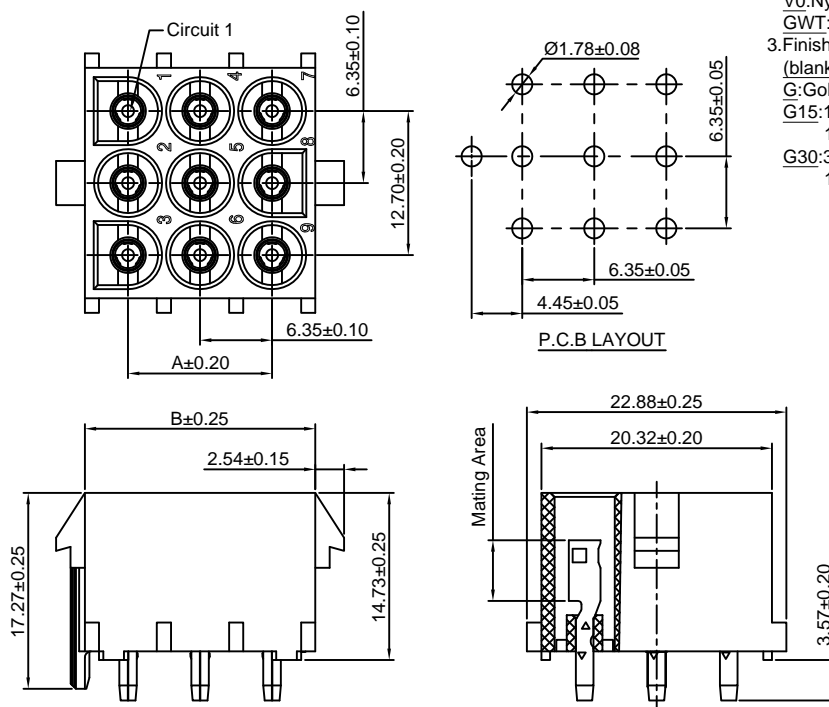
Reference Informations:

- *Material: Pin: Brass/Tin over Nickel
Insulator: Nylon 66, UL94V-2 or UL94V-0
- *Mates with CJT C6351HF/HFA series triple row Housing
- *Color: Natural

Ordering Information:

C6351WV-F-3xXP-F - *** - ***
1 2 3

1. Part No.
2. Material:
(blank): Nylon 66, UL94V-2/Natural
V0: Nylon 66, UL94V-0/White
GWT: Nylon 66, UL94V-0, GWT 750°C
3. Finish:
(blank): Tin over Nickel
G: Gold-flash
G15: 15µm (0.38µm) MIN. Select Gold (Mating Area)
100µm (2.54µm) MIN. Select Tin
G30: 30µm (0.76µm) MIN. Select Gold (Mating Area)
100µm (2.54µm) MIN. Select Tin



Ordering Information & Dimensions:

PART NO.	Dimensions	
	A	B
3x2P	6.35	13.97
3x3P	12.70	20.32
3x4P	19.05	26.67
3x5P	25.40	33.02

Unit: mm

C6351WR-XP-M

6.35mm Pitch 90° Single Row Wafer-Male Type

Reference Informations:

- *Material: Pin: Brass/Tin over Nickel
Insulator: Nylon 66, UL94V-2
- *Mates with CJT C6351HF/HFA series single row Housing
- *Color: Natural

Ordering Information:

C6351WR-XP-M - *** - ***
1 2 3

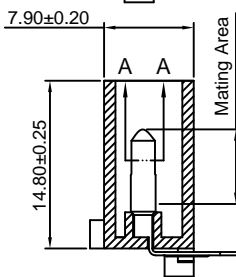
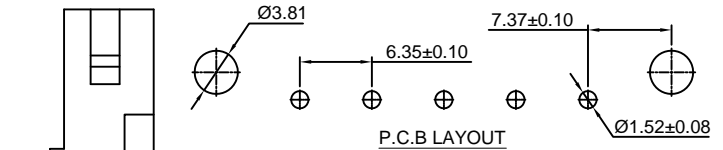
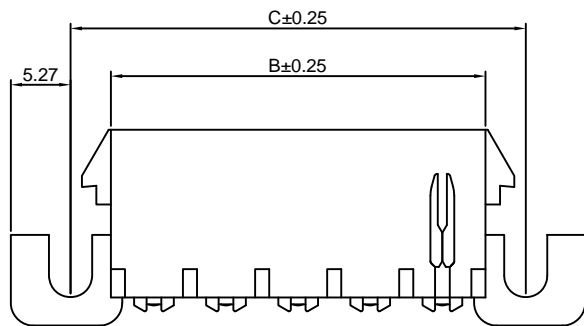
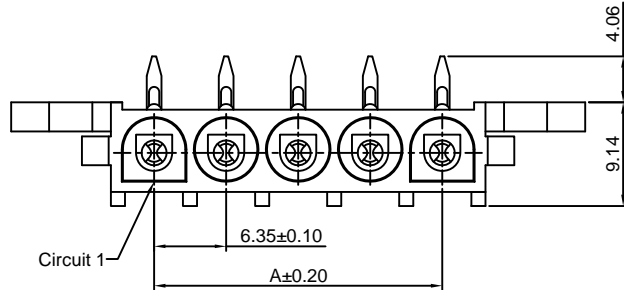
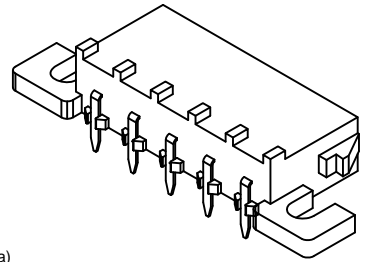
1. Part No.

2. Material:

(blank): Nylon 66, UL94V-2/Natural
V0: Nylon 66, UL94V-0/White
GWT: Nylon 66, UL94V-0, GWT 750°C

3. Finish:

(blank): Tin over Nickel
G: Gold-flash
G15: 15µin (0.38µm) MIN. Select Gold (Mating Area)
100µin (2.54µm) MIN. Select Tin
G30: 30µin (0.76µm) MIN. Select Gold (Mating Area)
100µin (2.54µm) MIN. Select Tin



Ordering Information & Dimensions:

PART NO.	Dimensions		
	A	B	C
2P	6.35	13.97	21.08
3P	12.70	20.32	27.43
4P	19.05	26.67	33.78
5P	25.40	33.02	40.13
6P	31.75	39.37	46.48
7P	38.10	45.72	52.83
8P	44.45	52.07	59.18
9P	50.80	58.42	65.53
10P	57.15	64.77	71.88

Unit: mm

C6351WR-XP-F

6.35mm Pitch 90° Single Row Wafer-Female Type

Reference Informations:

- *Material: Pin: Brass/Tin over Nickel
Insulator: Nylon 66, UL94V-2
- *Mates with CJT C6351HF/HFA series single row Housing
- *Color: Natural

Ordering Information:

C6351WR-XP-F - *** - ***
1 2 3

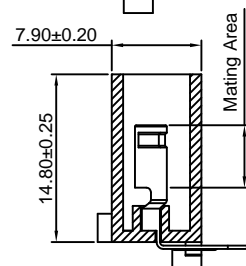
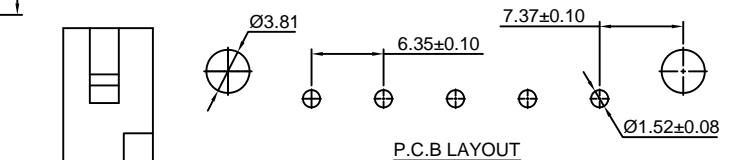
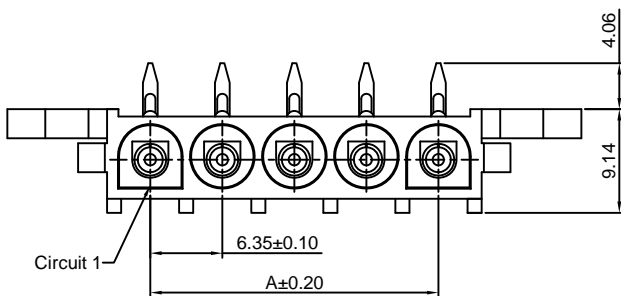
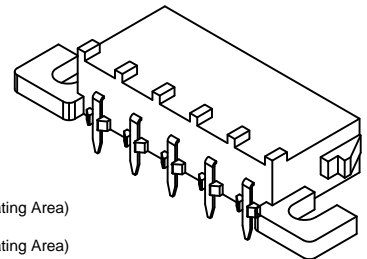
1. Part No.

2. Material:

(blank): Nylon 66, UL94V-2/Natural
V0: Nylon 66, UL94V-0/White
GWT: Nylon 66, UL94V-0, GWT 750°C

3. Finish:

(blank): Tin over Nickel
G: Gold-flash
G15: 15µin (0.38µm) MIN. Select Gold (Mating Area)
100µin (2.54µm) MIN. Select Tin
G30: 30µin (0.76µm) MIN. Select Gold (Mating Area)
100µin (2.54µm) MIN. Select Tin



Ordering Information & Dimensions:

PART NO.	Dimensions		
	A	B	C
2P	6.35	13.97	21.08
3P	12.70	20.32	27.43
4P	19.05	26.67	33.78
5P	25.40	33.02	40.13
6P	31.75	39.37	46.48
7P	38.10	45.72	52.83
8P	44.45	52.07	59.18
9P	50.80	58.42	65.53
10P	57.15	64.77	71.88

Unit: mm

C6351WR-XP-R

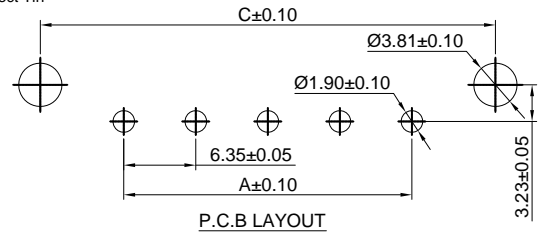
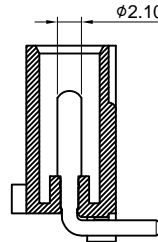
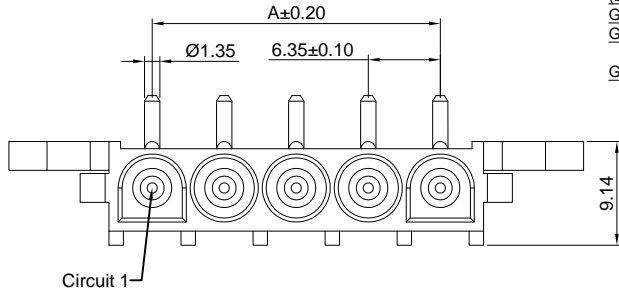
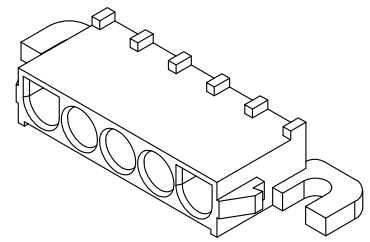
6.35mm Pitch 90° Single Row Wafer, Round Pin-Male Type

Reference Informations:

- *Material: Pin: Brass/Tin over Nickel
Insulator: Nylon 66, UL94V-2
- *Mates with CJT C6351HF/HFA series single row Housing
- *Color: Natural

Ordering Information:
C6351WR-XP-R - *** - ***
1 2 3

1. Part No.
2. Material:
(blank): Nylon 66, UL94V-2/Natural
V0: Nylon 66, UL94V-0/White
GWT: Nylon 66, UL94V-0, GWT 750°C
3. Finish:
(blank): Tin over Nickel
G: Gold-flash
G15: 15µm (0.38µm) MIN. Select Gold (Mating Area)
100µm (2.54µm) MIN. Select Tin
G30: 30µm (0.76µm) MIN. Select Gold (Mating Area)
100µm (2.54µm) MIN. Select Tin



Ordering Information & Dimensions:

PART NO.	Dimensions		
	A	B	C
2P	6.35	13.97	21.08
3P	12.70	20.32	27.43
4P	19.05	26.67	33.78
5P	25.40	33.02	40.13
6P	31.75	39.37	46.48
7P	38.10	45.72	52.83
8P	44.45	52.07	59.18
9P	50.80	58.42	65.53
10P	57.15	64.77	71.88

Unit: mm

C6351WVB-XP

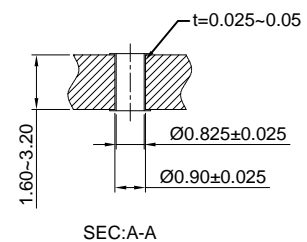
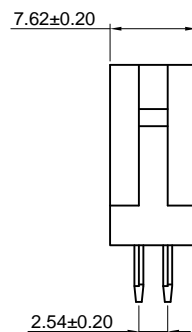
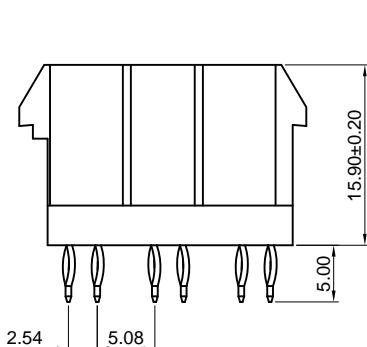
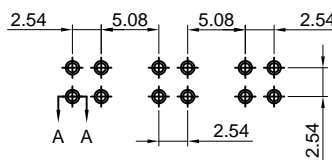
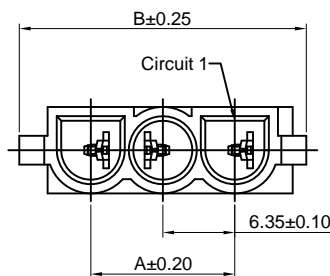
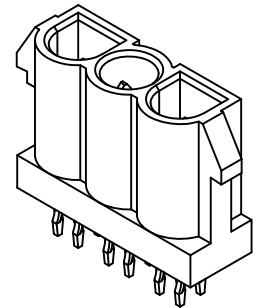
6.35mm pitch 180° Single Row Wafer

Reference Informations:

- *Material: Pin: Brass/Tin over Nickel
Insulator: PBT, UL94V-0
- *Mates with CJT C6351HF/HFA-2P, 3P series Housing
- *Color: Black

Ordering Information:
C6351WVB-XP - *** - ***
1 2 3

1. Part No.
2. Material:
(blank): PBT, UL94V-0
GWT: PBT, UL94V-0, GWT 750°C
3. Finish:
(blank): Tin over Nickel
G: Gold-flash
G15: 15µm (0.38µm) MIN. Select Gold (Mating Area)
100µm (2.54µm) MIN. Select Tin
G30: 30µm (0.76µm) MIN. Select Gold (Mating Area)
100µm (2.54µm) MIN. Select Tin



Ordering Information & Dimensions:

PART NO.	Dimensions	
	A	B
2P	6.35	18.95
3P	12.70	25.30

Unit: mm

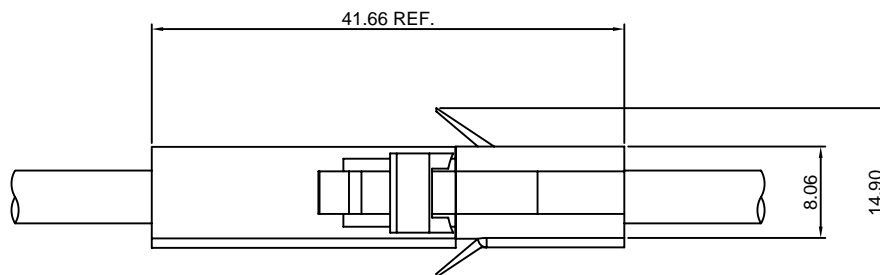
Specifications

- Current rating:13A AC,DC
- Voltage rating:250V AC,DC
- Temperature range:-40°C~+105°C
- Contact resistance:3.5mΩ Max.
- Insulation resistance:1000MΩ Min.
- Withstanding voltage:5000V AC/minute
- *Compliant with RoHS and REACH*
- *Meet the HF/Halogen Free,GWT/Glow wire Test (IEC60335-1) request,need to customize*
- *Contact CJT for details*

Standards



Assembly layout



C7110HF-2P

7.11mm pitch Housing

Reference Informations:

- *Material: Nylon 66, UL94V-2
- *Suitable CJT C5081F-T-(H) series Terminal
- *Mates with CJT C7110HM-2P series Housing
- *Color: Natural

Ordering Information:

C7110HF-2P - ***
1 2

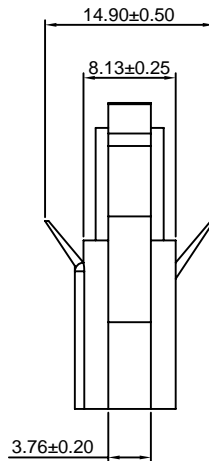
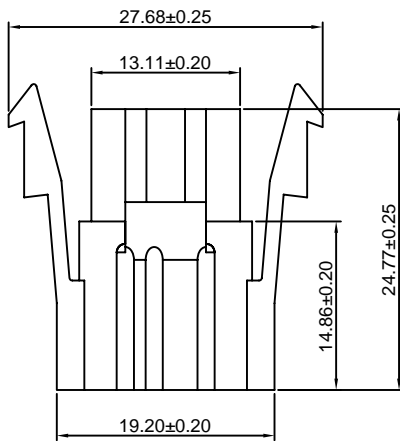
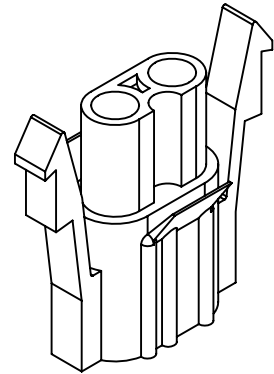
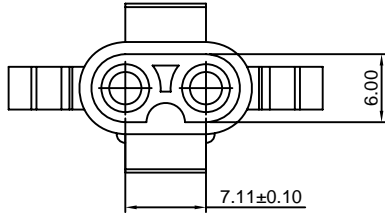
1. Part No.

2. Material:

(blank): Nylon 66, UL94V-2/Natural

V0: Nylon 66, UL94V-0/White

GWT: Nylon 66, UL94V-0, GWT 750°C



Ordering Information & Dimensions:

PART NO.	Color	Material
2P	Natural	Nylon 66(V2)
2P-V0	White	Nylon 66(V0)
2P-BK	Black	Nylon 66(V2)
2P-GY	Gray	Nylon 66(V2)
2P-VI	Violet	Nylon 66(V2)
2P-GN	Green	Nylon 66(V2)
2P-YL	Yellow	Nylon 66(V2)
2P-OR	Orange	Nylon 66(V2)
2P-BR	Brown	Nylon 66(V2)

Unit: mm

C7110HM-2P

7.11mm pitch Housing

Reference Informations:

- *Material: Nylon 66, UL94V-2
- *Suitable CJT C5081M-T-(H) series Terminal
- *Mates with CJT C7110HF-2P series Housing
- *Color: Natural

Ordering Information:

C7110HM-2P - ***
1 2

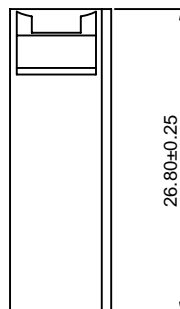
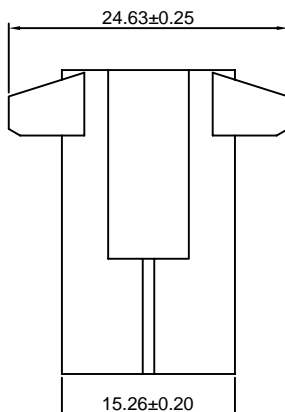
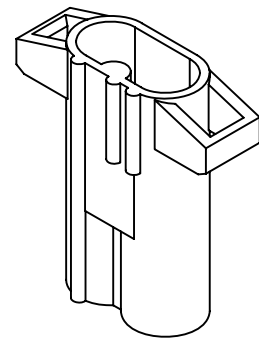
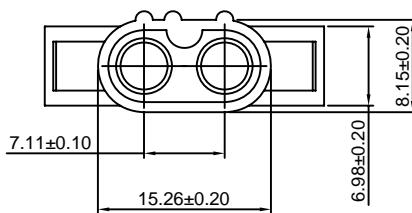
1. Part No.

2. Material:

(blank): Nylon 66, UL94V-2/Natural

V0: Nylon 66, UL94V-0/White

GWT: Nylon 66, UL94V-0, GWT 750°C



Ordering Information & Dimensions:

PART NO.	Color	Material
2P	Natural	Nylon 66(V2)
2P-V0	White	Nylon 66(V0)
2P-BK	Black	Nylon 66(V2)
2P-GY	Gray	Nylon 66(V2)
2P-VI	Violet	Nylon 66(V2)
2P-GN	Green	Nylon 66(V2)
2P-YL	Yellow	Nylon 66(V2)
2P-OR	Orange	Nylon 66(V2)
2P-BR	Brown	Nylon 66(V2)

Unit: mm

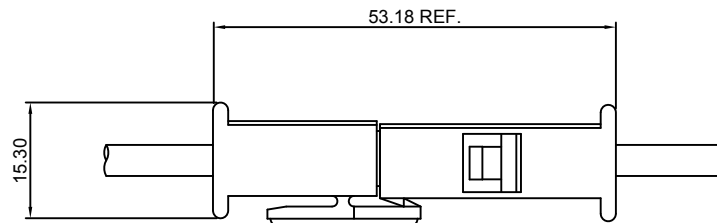
Specifications

- Current rating:20A AC,DC
- Voltage rating:600V AC,DC
- Temperature range:-40°C~+105°C
- Contact resistance:10mΩ Max.
- Insulation resistance:1000MΩ Min.
- Withstanding voltage:1800V AC/minute
- *Compliant with RoHS and REACH*
- *Meet the HF/Halogen Free,GWT/Glow wire Test (IEC60335-1) request,need to customize*
- *Contact CJT for details*

Standards



Assembly layout

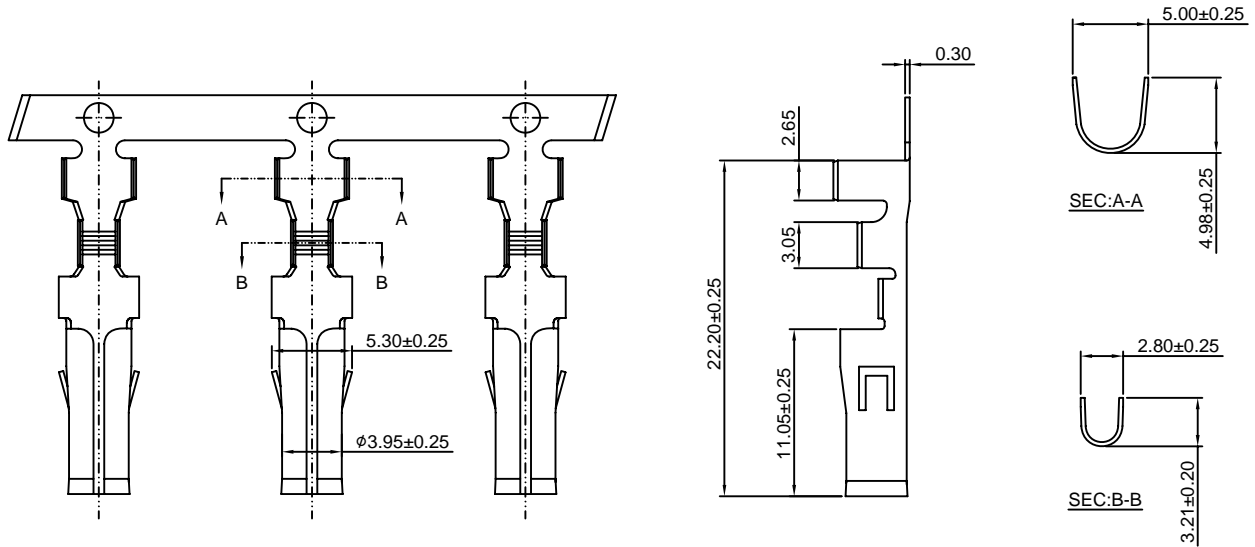


C8381F-T

8.38mm pitch Crimp Terminal

Reference Informations:

*Used in CJT C8381HF-XP series Housing



Ordering information & Specifications:

Unit:mm

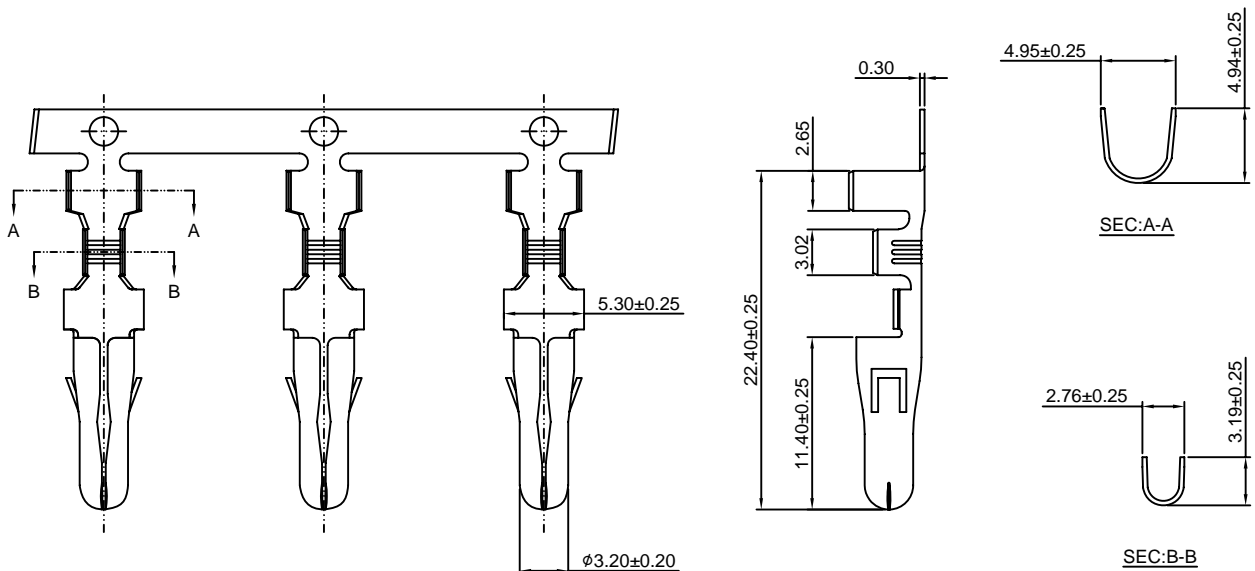
Part NO.	Wire Range	Insulation O.D.	Material	Finish	Qty/reel
C8381F-TB	AWG#16-#18	3.10mm(max)	Brass	Tin over Nickel	3,000 PCS

C8381M-T

8.38mm pitch Crimp Terminal

Reference Informations:

*Used in CJT C8381HM-XP series Housing



Ordering information & Specifications:

Unit:mm

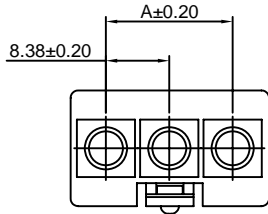
Part NO.	Wire Range	Insulation O.D.	Material	Finish	Qty/reel
C8381M-TB	AWG#16-#18	3.10mm(max)	Brass	Tin over Nickel	3,000 PCS

C8381HF-XP

8.38mm pitch Housing

Reference Informations:

- *Material:Nylon 66,UL94V-2
- *Suitable CJT C8381F-T series Terminal
- *Mates with CJT C8381HM-XP series Housing
- *Color:Natural



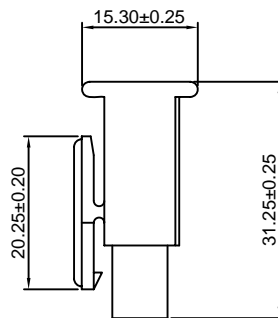
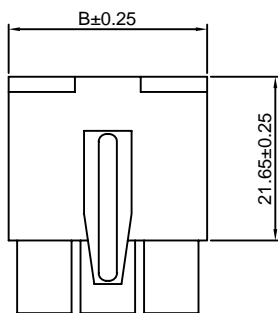
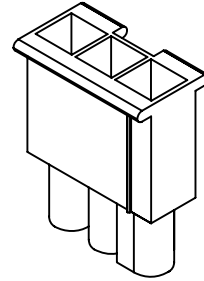
Ordering Information:

C8381HF-XP - ***
1 2

1.Part No.

2.Material:

- (blank):Nylon 66,UL94V-2/Natural
- V0:Nylon 66,UL94V-0/White
- GWT:Nylon 66,UL94V-0,GWT 750°C



Ordering Information & Dimensions:

PART NO.	Dimensions	
	A	B
1P	----	9.29
2P	8.38	17.67
3P	16.76	26.05
4P	25.14	34.43

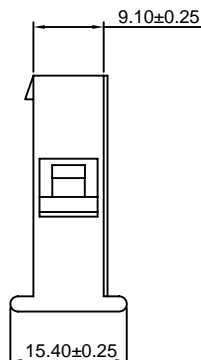
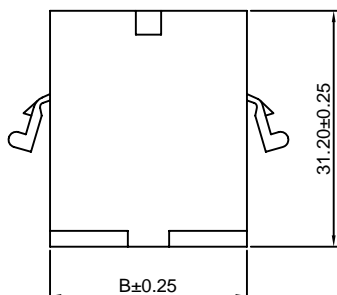
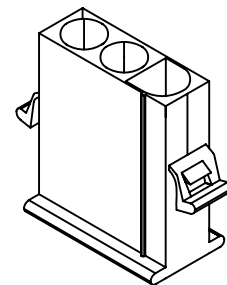
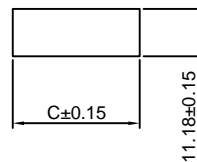
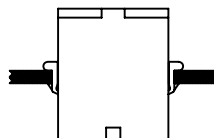
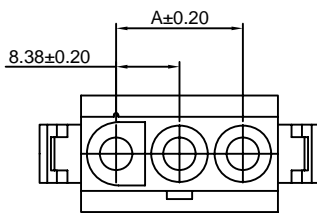
Unit: mm

C8381HM-XP

8.38mm pitch Housing

Reference Informations:

- *Material:Nylon 66,UL94V-2
- *Suitable CJT C8381M-T series Terminal
- *Mates with CJT C8381HF-XP series Housing
- *Color:Natural



Ordering Information:

C8381HM-XP - ***
1 2

1.Part No.

2.Material:

- (blank):Nylon 66,UL94V-2/Natural
- V0:Nylon 66,UL94V-0/White
- GWT:Nylon 66,UL94V-0,GWT 750°C

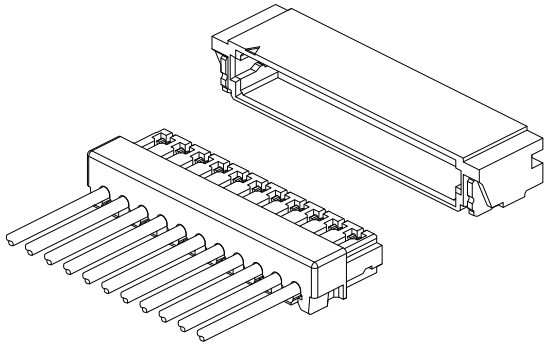
Ordering Information & Dimensions:

PART NO.	Dimensions		
	A	B	C
1P	----	9.29	13.24
2P	8.38	17.67	21.62
3P	16.76	26.05	30.00
4P	25.14	34.43	38.38

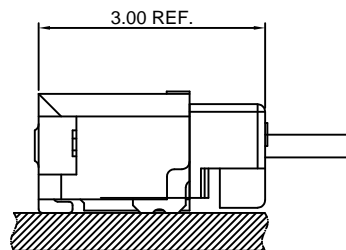
Unit: mm

Specifications

- Current rating:0.2A AC,DC
Voltage rating:30V AC,DC
Temperature range:-40°C~+105°C
Contact resistance:30mΩMax.
Insulation resistance:100MΩMin.
Withstanding voltage:200V AC/minute
Compliant with RoHS and REACH
Meet the HF/Halogen Free,need to customize
Contact CJT for details



Assembly layout

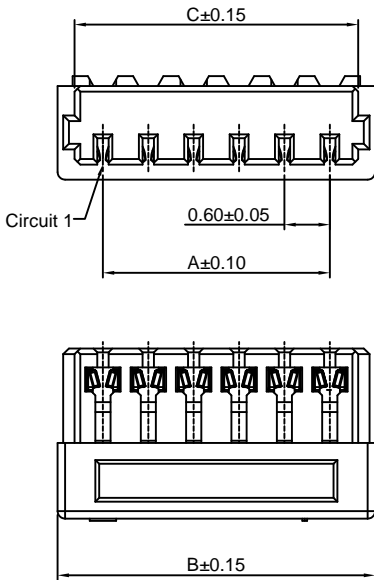


D0601H-XP

0.60mm pitch Housing

Reference Informations:

- *Material: Nylon 66,UL94V-0
- *Mates with CJT D0601WR-S-XP series Wafer
- *Color:Natural



Ordering Information:

D0601H-XP - *** - **
1 2 3

- 1.Part No.
- 2.Material:
(blank):Nylon 66,UL94V-0
GWT:Nylon 66,UL94V-0,GWT 750°C
- 3.Color:
(blank):Natural
BK:Black

Ordering Information & Dimensions:

PART NO.	Dimensions		
	A	B	C
2P	0.60	2.20	1.58
3P	1.20	2.80	2.18
4P	1.80	3.40	2.78
5P	2.40	4.00	3.38
6P	3.00	4.60	3.98
7P	3.60	5.20	4.58
8P	4.20	5.80	5.18
9P	4.80	6.40	5.78
10P	5.40	7.00	6.38
11P	6.00	7.60	6.98
12P	6.60	8.20	7.58
13P	7.20	8.80	8.18
14P	7.80	9.40	8.78
15P	8.40	10.00	9.38
16P	9.00	10.60	9.98
17P	9.60	11.20	10.58
18P	10.20	11.80	11.18
19P	10.80	12.40	11.78
20P	11.40	13.00	12.38

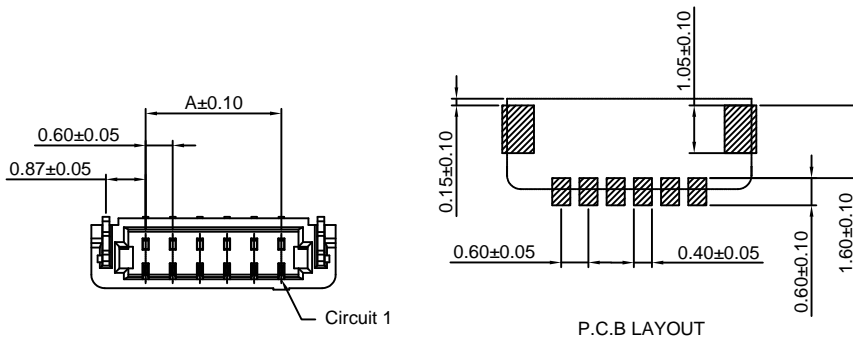
Unit: mm

D0601WR-S-XP

0.60mm pitch 90° Wafer - SMT TYPE

Reference Informations:

- *Material:
Terminal:Brass/Gold over Nickel
Housing: LCP,UL94V-0
- *Mates with CJT D0601H-XP series Housing
- *Color:Natural



Ordering Information:

D0601WR-S-XP - *** - **
1 2 3

- 1.Part No.
- 2.Material:
(blank):Nylon 66,UL94V-0
GWT:Nylon 66,UL94V-0,GWT 750°C
- 3.Color:
(blank):Natural
BK:Black

Ordering Information & Dimensions:

PART NO.	Dimensions	
	A	B
4P	1.80	4.20
5P	2.40	4.80
6P	3.00	5.40
7P	3.60	6.00
8P	4.20	6.60
10P	5.40	7.80
12P	6.60	9.00

Unit: mm

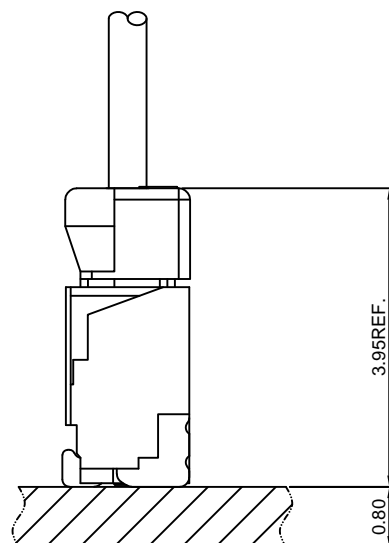
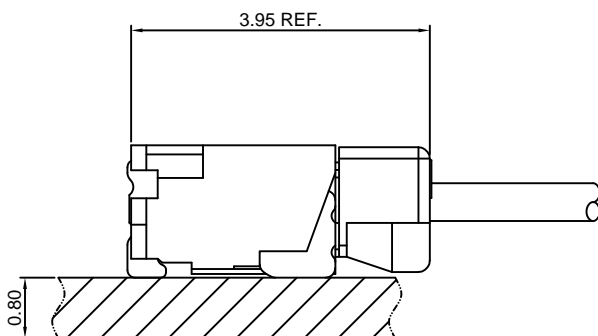
Specifications

Current rating:0.5A AC,DC
Voltage rating:30V AC,DC
Temperature range:-40°C~+105°C
Contact resistance:20mΩMax.
Insulation resistance:100MΩMin.
Withstanding voltage:200V AC/minute
Compliant with RoHS and REACH
Meet the HF/Halogen Free,need to customize
Contact CJT for details

Standards



Assembly layout



D0801H-XP

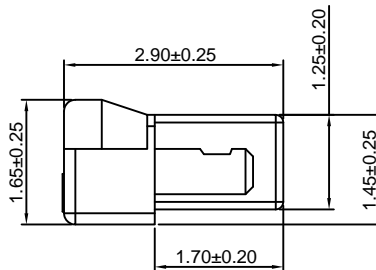
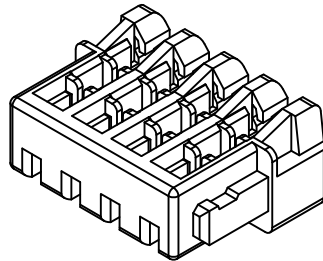
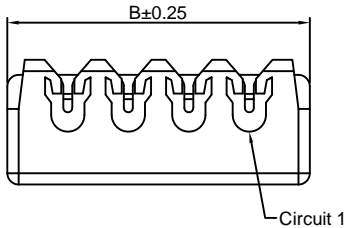
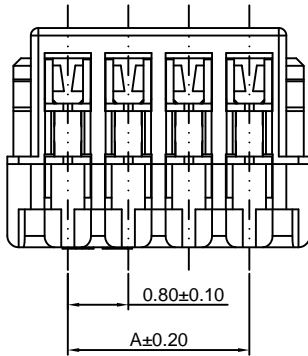
0.80mm pitch Insulation Displacement Connector

Reference Informations:

- *Material: Terminal: Phosphor Bronze/Tin over Nickel
Housing: Nylon 46, UL94V-0
- *Mates with CJT D0801WV-S, WR-S-XP series Wafer
- *Color: Beige

Ordering Information:

- D0801H-XP - *** - **
1 2 3
- 1: Part No.
 - 2: Material:
(blank): Nylon 46, UL94V-0
GWT: Nylon 46, UL94V-0, GWT 750°C
 - 3: Color:
(blank): Beige=32AWG
YL: Yellow=36AWG



Ordering Information & Dimensions:

PART NO.	Dimensions	
	A	B
2P	0.80	2.40
3P	1.60	3.20
4P	2.40	4.00
5P	3.20	4.80
6P	4.00	5.60
7P	4.80	6.40
8P	5.60	7.20
9P	6.40	8.00
10P	7.20	8.80
11P	8.00	9.60
12P	8.80	10.40
13P	9.60	11.20
14P	10.40	12.00
15P	11.20	12.80
16P	12.00	13.60
17P	12.80	14.40
18P	13.60	15.20
19P	14.40	16.00
20P	15.20	16.80
21P	16.00	17.60
22P	16.80	18.40

Unit: mm

D0801WV-S-XP

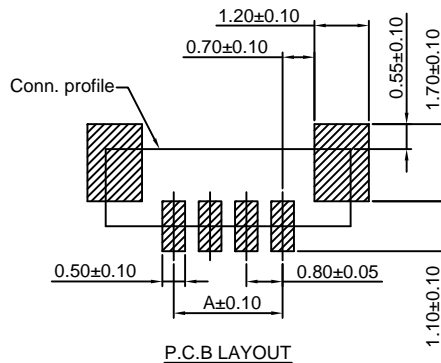
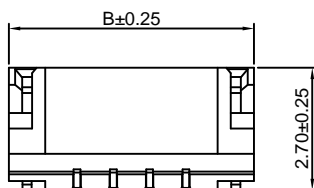
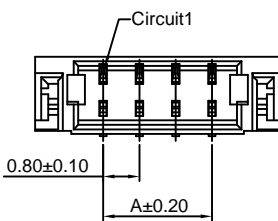
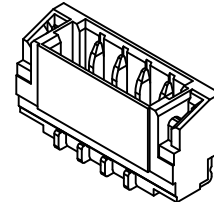
0.80mm pitch 180° Wafer - SMT TYPE

Reference Informations:

- *Material: Terminal: Phosphor Bronze/Tin over Nickel
Solder Tabs: Brass/Tin over Nickel
Housing: Nylon 6T, UL94V-0
- *Mates with CJT D0801H-XP, A0801H-XP(-2) series Housing
- *Color: Beige

Ordering Information:

- D0801WV-S-XP - ***
1 2
- 1: Part No.
 - 2: Material:
(blank): Nylon 6T, UL94V-0
GWT: Nylon 6T, UL94V-0, GWT 750°C



Ordering Information & Dimensions:

PART NO.	Dimensions	
	A	B
2P	0.80	3.80
3P	1.60	4.60
4P	2.40	5.40
5P	3.20	6.20
6P	4.00	7.00
7P	4.80	7.80
8P	5.60	8.60
9P	6.40	9.40
10P	7.20	10.20
11P	8.00	11.00
12P	8.80	11.80
13P	9.60	12.60
14P	10.40	13.40
15P	11.20	14.20
16P	12.00	15.00
17P	12.80	15.80
18P	13.60	16.60
19P	14.40	17.40
20P	15.20	18.20
21P	16.00	19.00
22P	16.80	19.80

Unit: mm

D0801WR-S-XP

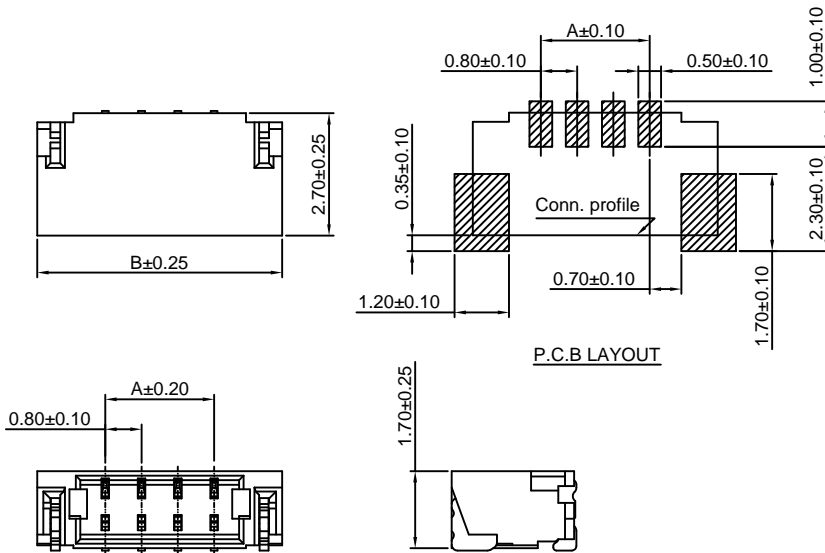
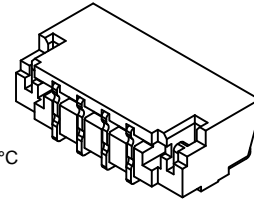
0.80mm pitch 90° Wafer - SMT TYPE

Reference Informations:

- *Material:
 - Terminal: Phosphor Bronze/Tin over Nickel
 - Solder Tabs: Brass/Tin over Nickel
 - Housing: Nylon 6T, UL94V-0
- *Mates with CJT D0801H-XP, A0801H-XP(-2) series Housing
- *Color: Beige

Ordering Information:

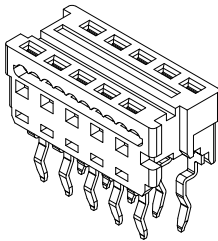
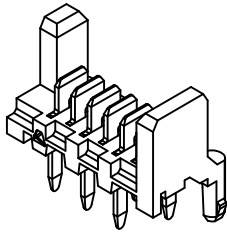
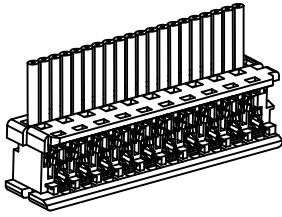
- D0801WR-S-XP - ***
- | | |
|---|---|
| 1 | 2 |
|---|---|
- 1: Part No.
 - 2: Material:
 - (blank): Nylon 6T, UL94V-0
 - GWT: Nylon 6T, UL94V-0, GWT 750°C



Ordering Information & Dimensions:

PART NO.	Dimensions	
	A	B
2P	0.80	3.80
3P	1.60	4.60
4P	2.40	5.40
5P	3.20	6.20
6P	4.00	7.00
7P	4.80	7.80
8P	5.60	8.60
9P	6.40	9.40
10P	7.20	10.20
11P	8.00	11.00
12P	8.80	11.80
13P	9.60	12.60
14P	10.40	13.40
15P	11.20	14.20
16P	12.00	15.00
17P	12.80	15.80
18P	13.60	16.60
19P	14.40	17.40
20P	15.20	18.20
21P	16.00	19.00
22P	16.80	19.80

Unit: mm



Specifications

Current rating:1.2A AC,DC

Voltage rating:250V AC,DC

Temperature range:-40°C~+105°C

Contact resistance:20mΩMax.

Insulation resistance:1000MΩMin.

Withstanding voltage:500V AC/minute

Compliant with RoHS and REACH

Meet the HF/Halogen Free,need to customize

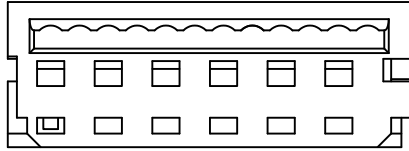
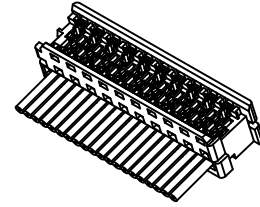
Contact CJT for details

D1272H-XP

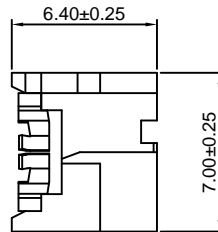
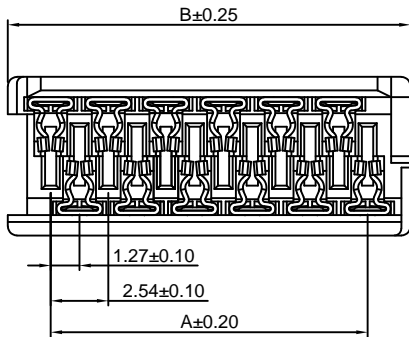
1.27mm Flat IDC Connector

Reference Informations:

- *Material:
Terminal: Phosphor bronze/Tin over Nickel
Housing: PBT, UL94V-0
- *Mates with CJT D1272WV, WV-F, WV-S-F-XP series Wafer
- *Color: White



Ordering Information:
**D1272H-XP - *
 1 2**
 1. Part No.
 2. Material:
 (Blank): Tin over Nickel
 G: Gold over Nickel



Ordering Information & Dimensions:

PART NO.	Dimensions	
	A	B
4P	3.81	7.59
6P	6.35	10.13
8P	8.89	12.67
10P	11.43	15.21
12P	13.97	17.75
14P	16.51	20.29
16P	19.05	22.83
18P	21.59	25.37
20P	24.13	27.91
22P	26.67	30.45
24P	29.21	32.99
26P	31.75	35.53

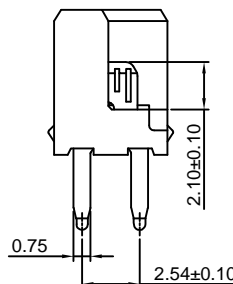
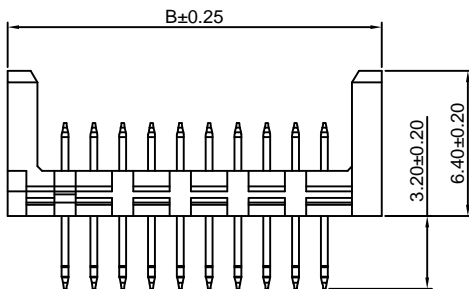
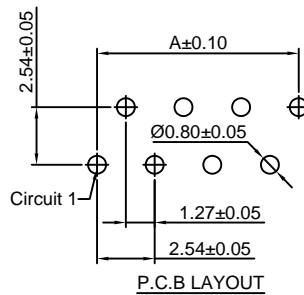
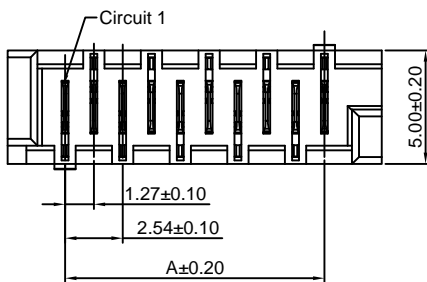
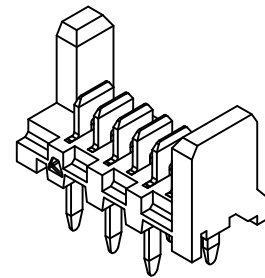
Unit: mm

D1272WV-XP

1.27mm IDC 180° Wafer

Reference Informations:

- *Material:
Terminal: Phosphor bronze/Tin over Nickel
Housing: Nylon 66, UL94V-0
- *Mates with CJT D1272H-XP series Housing
- *Color: Black



Ordering Information & Dimensions:

PART NO.	Dimensions	
	A	B
4P	3.81	8.86
6P	6.35	11.40
8P	8.89	13.94
10P	11.43	16.48
12P	13.97	19.02
14P	16.51	21.56
16P	19.05	24.10
18P	21.59	26.64
20P	24.13	29.18
22P	26.67	31.72
24P	29.21	34.26
26P	31.75	36.80

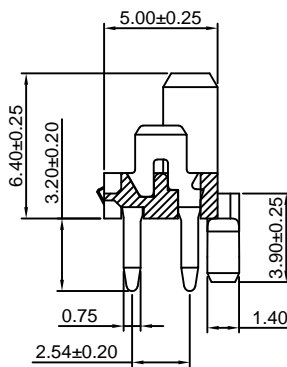
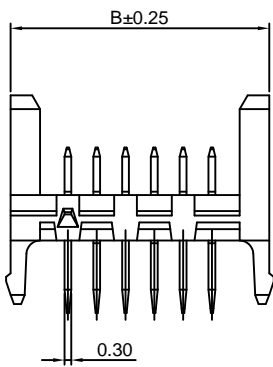
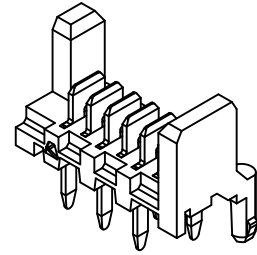
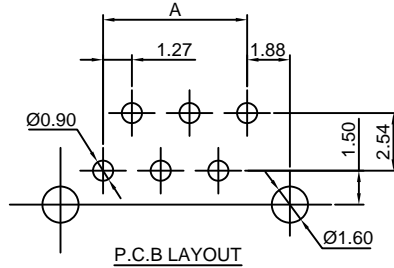
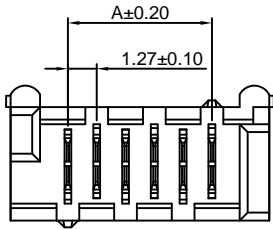
Unit: mm

D1272WV-F-XP

1.27mm IDC 180° Wafer

Reference Informations:

- *Material:
Terminal: Phosphor bronze/Tin over Nickel
Housing: Nylon 66, UL94V-0
- *Mates with CJT D1272H-XP series Housing
- *Color: Black



Ordering Information & Dimensions:

PART NO.	Dimensions	
	A	B
4P	3.81	8.86
6P	6.35	11.40
8P	8.89	13.94
10P	11.43	16.48
12P	13.97	19.02
14P	16.51	21.56
16P	19.05	24.10
18P	21.59	26.64
20P	24.13	29.18
22P	26.67	31.72
24P	29.21	34.26
26P	31.75	36.80

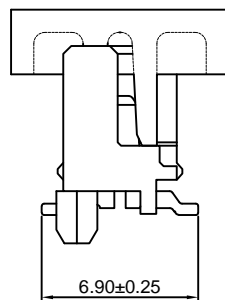
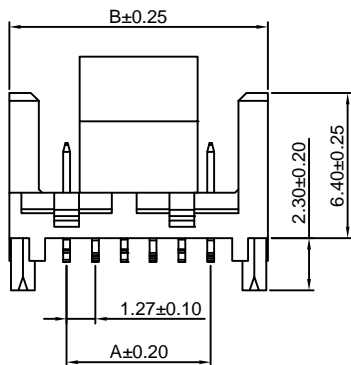
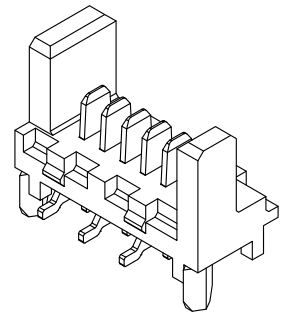
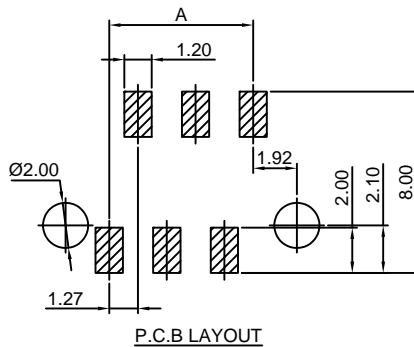
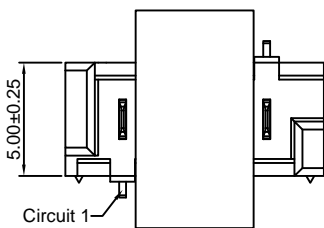
Unit: mm

D1272WV-S-F-XP

1.27mm IDC 180° Wafer - SMT TYPE

Reference Informations:

- *Material:
Terminal: Phosphor bronze/Tin over Nickel
Housing: LCP, UL94V-0
- *Mates with CJT D1272H-XP series Housing
- *Color: Black



Ordering Information & Dimensions:

PART NO.	Dimensions	
	A	B
4P	3.81	8.86
6P	6.35	11.40
8P	8.89	13.94
10P	11.43	16.48
12P	13.97	19.02
14P	16.51	21.56
16P	19.05	24.10
18P	21.59	26.64
20P	24.13	29.18
22P	26.67	31.72
24P	29.21	34.26
26P	31.75	36.80

Unit: mm

D1272HV-XP

1.27mm Flat IDC Connector

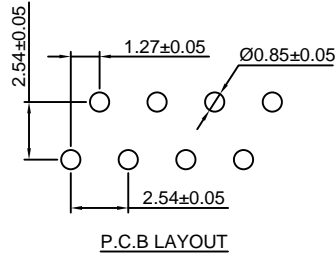
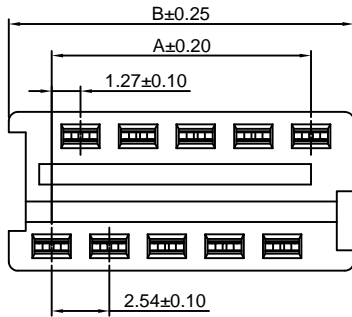
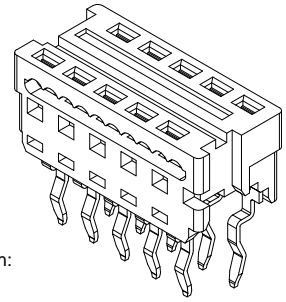
Reference Informations:

*Material:

Terminal: Phosphor bronze/Tin over Nickel

Housing: PBT, UL94V-0

*Color: White



Ordering Information:

D1272HV-XP - *
1 2

1. Part No.

2. Material:

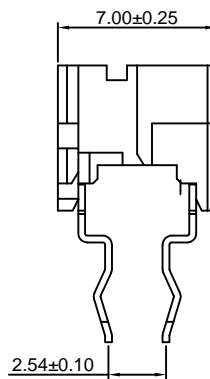
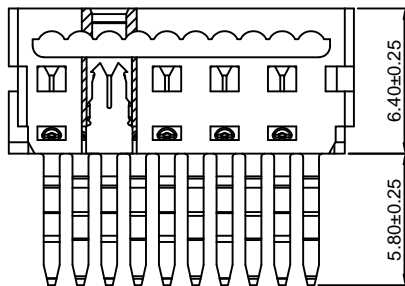
(Blank): Tin over Nickel

G: Gold over Nickel

Ordering Information & Dimensions:

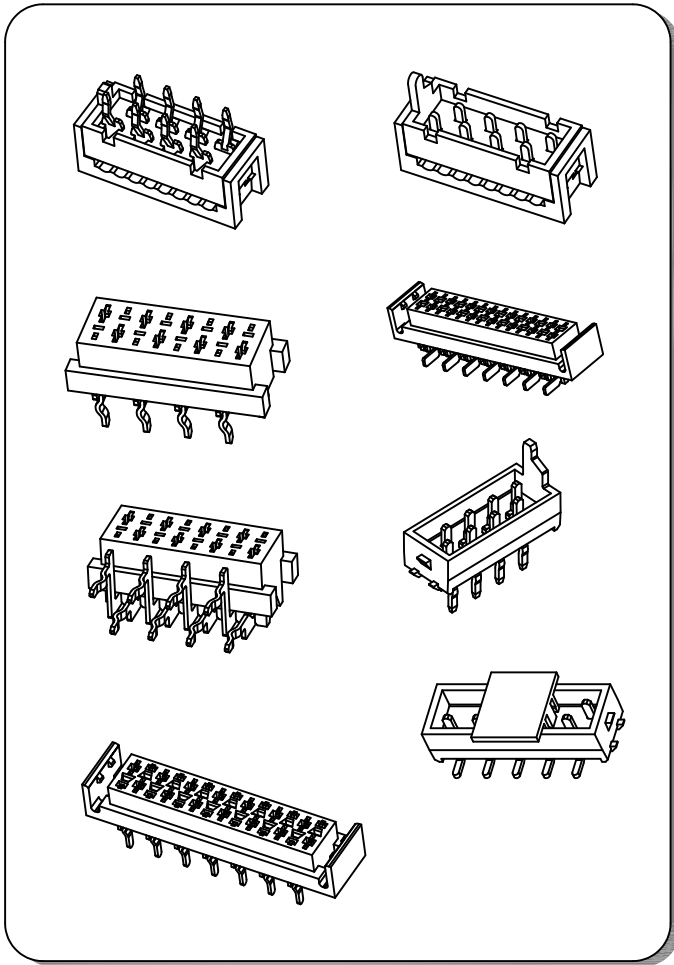
PART NO.	Dimensions	
	A	B
4P	3.81	8.86
6P	6.35	11.40
8P	8.89	13.94
10P	11.43	16.48
12P	13.97	19.02
14P	16.51	21.56
16P	19.05	24.10
18P	21.59	26.64
20P	24.13	29.18
22P	26.67	31.72
24P	29.21	34.26
26P	31.75	36.80

Unit: mm

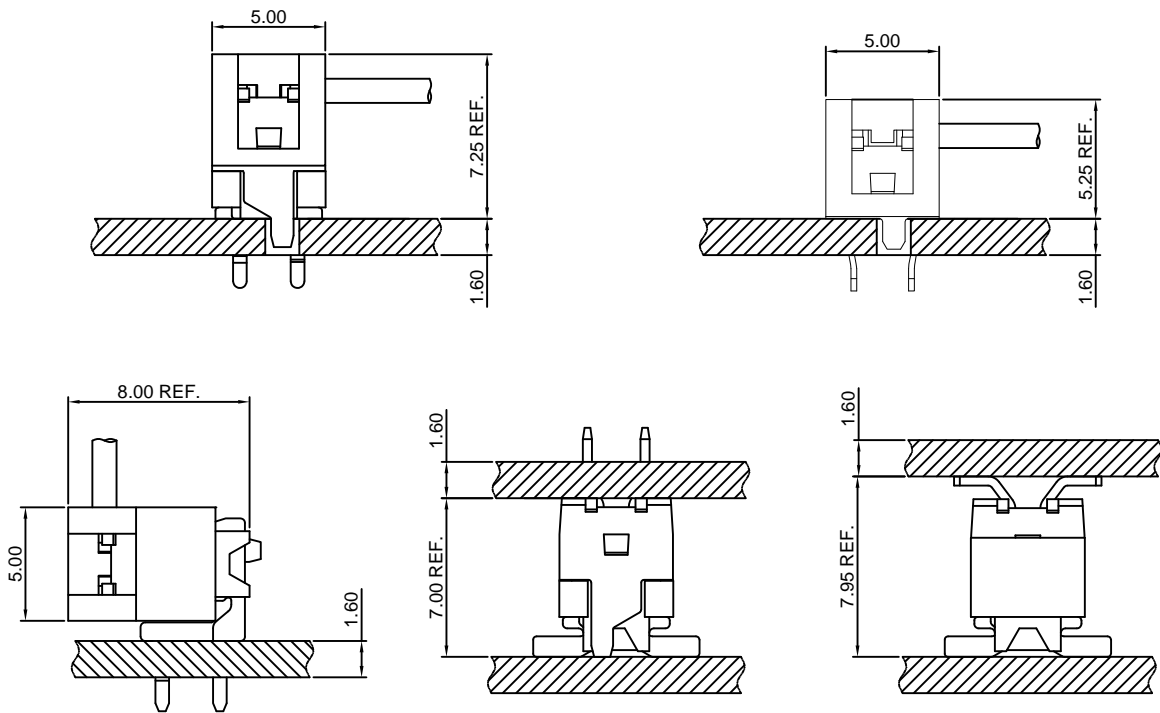


Specifications

- Current rating:1A AC,DC
- Voltage rating:500V AC,DC
- Temperature range:-40°C~+105°C
- Contact resistance:20mΩMax.
- Insulation resistance:1000MΩMin.
- Withstanding voltage:1000V AC/minute
- *Compliant with RoHS and REACH*
- *Meet the HF/Halogen Free,need to customize*
- *Contact CJT for details*



Assembly layout

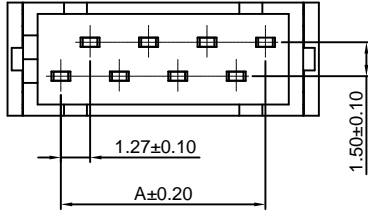


D1275HS-XP

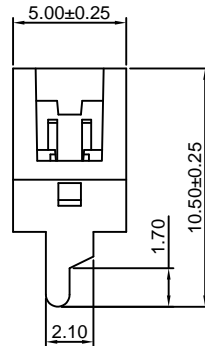
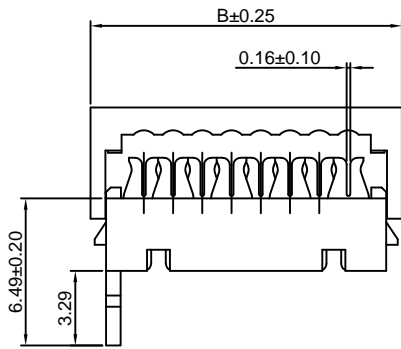
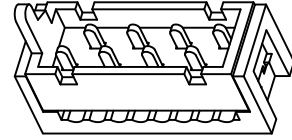
1.27mm Pitch IDC Connector

Reference Informations:

- *Material:
Terminal: Brass/Tin over Nickel
Housing: PBT, UL94V-0
- *Mates with CJT D1275HWV, HWR, HWVA, HWRA, HWRB-XP, D1275HWV-S, HWVA-S-XP series Wafer
- *Color: Red



Ordering Information:
D1275HS-XP - ***
 1 / 2
 1. Part No.
 2. Material:
 (blank); PBT, UL94V-0
 GWT; PBT, UL94V-0, GWT 750°C



Ordering Information & Dimensions:

PART NO.	Dimensions	
	A	B
4P	3.81	8.45
6P	6.35	10.99
8P	8.89	13.53
10P	11.43	16.07
12P	13.97	18.61
14P	16.51	21.15
16P	19.05	23.69
18P	21.59	26.23
20P	24.13	28.77
22P	26.67	31.31
24P	29.21	33.85
26P	31.75	36.39

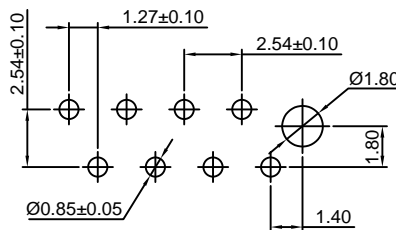
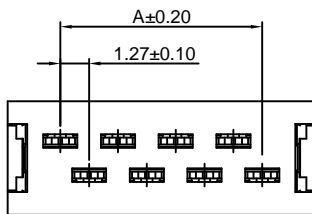
Unit: mm

D1275HSV-XP

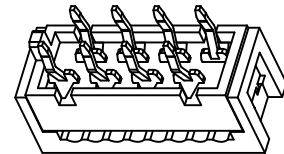
1.27mm Pitch IDC Connector

Reference Informations:

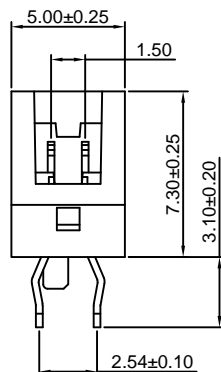
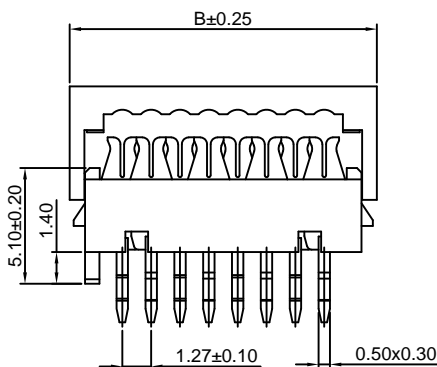
- *Material:
Terminal: Brass/Tin over Nickel
Housing: PBT, UL94V-0
- *Color: Red



P.C.B LAYOUT



Ordering Information:
D1275HSV-XP - ***
 1 / 2
 1. Part No.
 2. Material:
 (blank); PBT, UL94V-0
 GWT; PBT, UL94V-0, GWT 750°C



Ordering Information & Dimensions:

PART NO.	Dimensions	
	A	B
4P	3.81	8.45
6P	6.35	10.99
8P	8.89	13.53
10P	11.43	16.07
12P	13.97	18.61
14P	16.51	21.15
16P	19.05	23.69
18P	21.59	26.23
20P	24.13	28.77
22P	26.67	31.31
24P	29.21	33.85
26P	31.75	36.39

Unit: mm

D1275HWV-XP

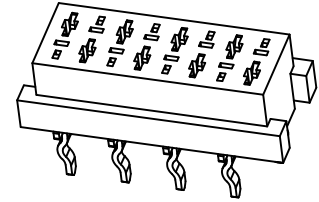
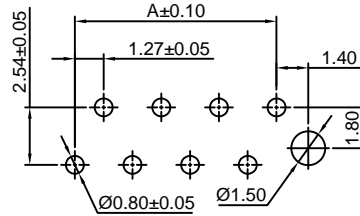
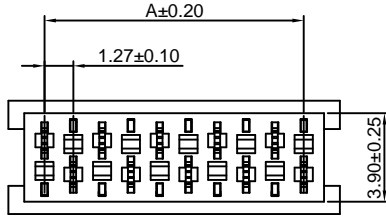
1.27mm Pitch IDC 180° Wafer

Reference Informations:

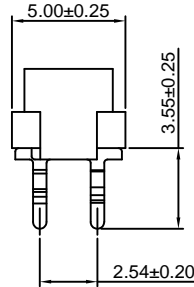
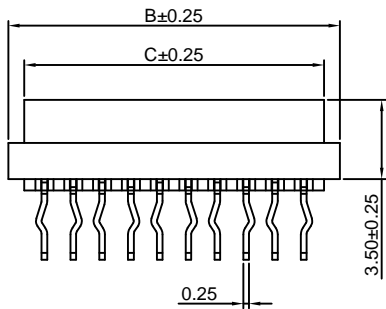
- *Material:
Terminal: Brass/Tin over Nickel
Housing: Nylon 9T, UL94V-0
- *Mates with CJT D1275HS-XP series Housing
or D1275HMWV, HMWV-S-XP series Wafer
- *Color: Red

Ordering Information:

- D1275HWV-XP - ***
1 2
- 1.Part No.
 - 2:Material:
(blank): Nylon 9T, UL94V-0
GWT: Nylon 9T, UL94V-0, GWT 750°C



P.C.B LAYOUT



Ordering Information & Dimensions:

PART NO.	Dimensions		
	A	B	C
4P	3.81	7.00	5.60
6P	6.35	9.54	8.14
8P	8.89	12.08	10.68
10P	11.43	14.62	13.22
12P	13.97	17.16	15.76
14P	16.51	19.70	18.30
16P	19.05	22.24	20.84
18P	21.59	24.78	23.38
20P	24.13	27.32	25.92
22P	26.67	29.86	28.46
24P	29.21	32.40	31.00
26P	31.75	34.94	33.54

Unit: mm

D1275HWR-XP

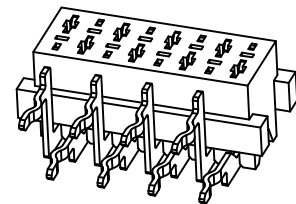
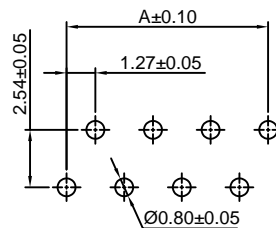
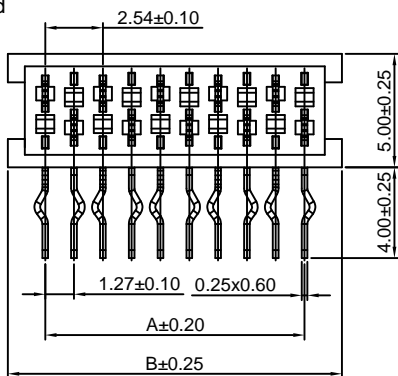
1.27mm Pitch IDC 90° Wafer

Reference Informations:

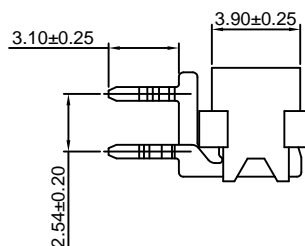
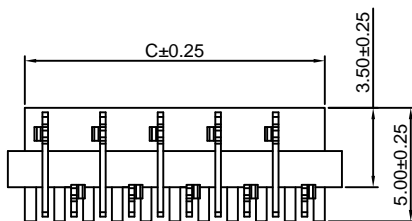
- *Material:
Terminal: Brass/Tin over Nickel
Housing: Nylon 9T, UL94V-0
- *Mates with CJT D1275HS-XP series Housing
or D1275HMWV, HMWV-S-XP series Wafer
- *Color: Red

Ordering Information:

- D1275HWR-XP - ***
1 2
- 1.Part No.
 - 2:Material:
(blank): Nylon 9T, UL94V-0
GWT: Nylon 9T, UL94V-0, GWT 750°C



P.C.B LAYOUT



Ordering Information & Dimensions:

PART NO.	Dimensions		
	A	B	C
4P	3.81	7.00	5.60
6P	6.35	9.54	8.14
8P	8.89	12.08	10.68
10P	11.43	14.62	13.22
12P	13.97	17.16	15.76
14P	16.51	19.70	18.30
16P	19.05	22.24	20.84
18P	21.59	24.78	23.38
20P	24.13	27.32	25.92
22P	26.67	29.86	28.46
24P	29.21	32.40	31.00
26P	31.75	34.94	33.54

Unit: mm

D1275HWVA-XP

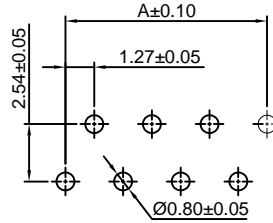
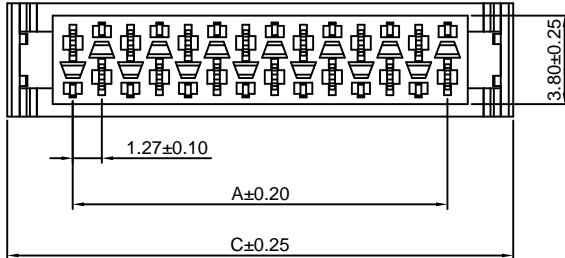
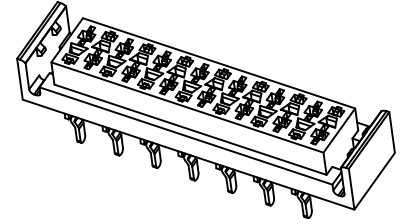
1.27mm Pitch IDC 180° Wafer

Reference Informations:

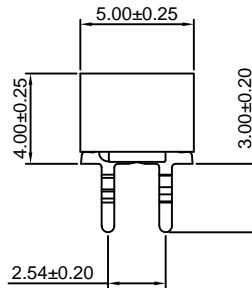
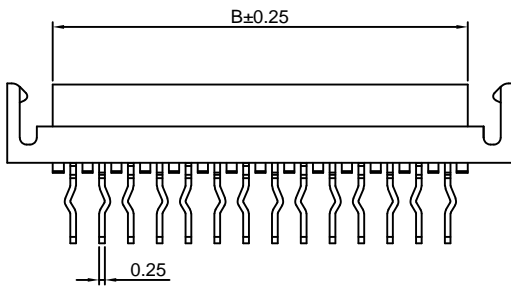
- *Material:
Terminal: Phosphor bronze/Tin over Nickel
Housing: Nylon 46, UL94V-0
- *Mates with CJT D1275HS-XP series Housing
or D1275HMWV, HMWV-S-XP series Wafer
- *Color: Red

Ordering Information:

- D1275HWVA-XP - ***
1 / 2
- 1.Part No.
- 2.Material:
(blank): Nylon 46, UL94V-0
GWT: Nylon 46, UL94V-0, GWT 750°C



P.C.B LAYOUT



Ordering Information & Dimensions:

PART NO.	Dimensions		
	A	B	C
4P	3.81	5.60	9.70
6P	6.35	8.14	12.24
8P	8.89	10.68	14.78
10P	11.43	13.22	17.32
12P	13.97	15.76	19.86
14P	16.51	18.30	22.40
16P	19.05	20.84	24.94
18P	21.59	23.38	27.48
20P	24.13	25.92	30.02
22P	26.67	28.46	32.56
24P	29.21	31.00	35.10
26P	31.75	33.54	37.64

Unit: mm

D1275HWRA-XP

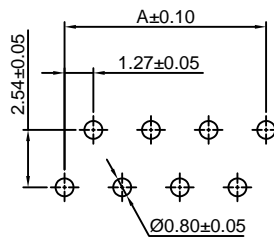
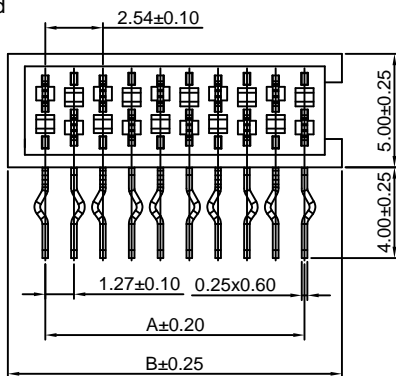
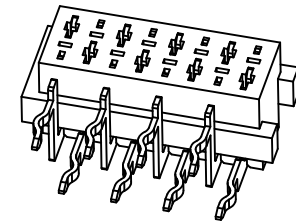
1.27mm Pitch IDC 90° Wafer

Reference Informations:

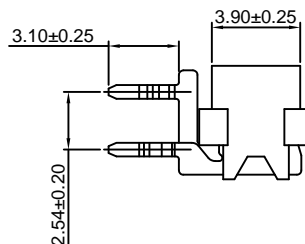
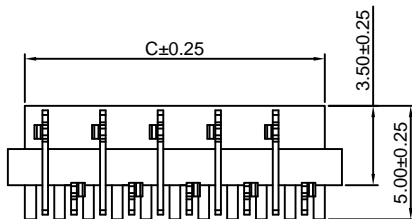
- *Material:
Terminal: Brass/Tin over Nickel
Housing: Nylon 9T, UL94V-0
- *Mates with CJT D1275HS-XP series Housing
or D1275HMWV, HMWV-S-XP series Wafer
- *Color: Red

Ordering Information:

- D1275HWRA-XP - ***
1 / 2
- 1.Part No.
- 2.Material:
(blank): Nylon 9T, UL94V-0
GWT: Nylon 9T, UL94V-0, GWT 750°C



P.C.B LAYOUT



Ordering Information & Dimensions:

PART NO.	Dimensions		
	A	B	C
4P	3.81	7.00	5.60
6P	6.35	9.54	8.14
8P	8.89	12.08	10.68
10P	11.43	14.62	13.22
12P	13.97	17.16	15.76
14P	16.51	19.70	18.30
16P	19.05	22.24	20.84
18P	21.59	24.78	23.38
20P	24.13	27.32	25.92
22P	26.67	29.86	28.46
24P	29.21	32.40	31.00
26P	31.75	34.94	33.54

Unit: mm

D1275HWRB-XP

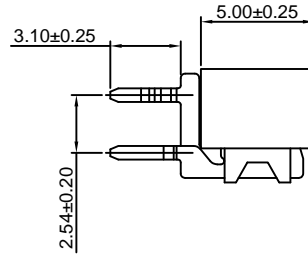
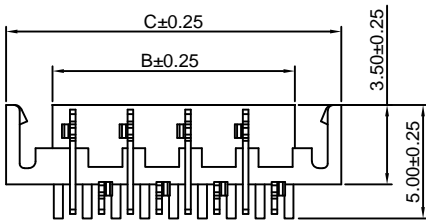
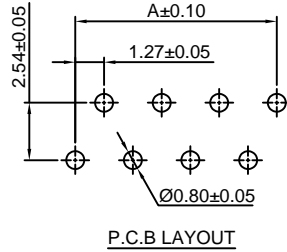
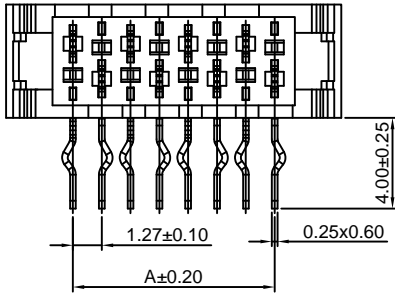
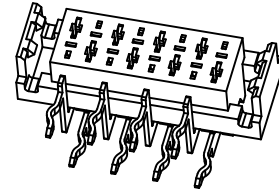
1.27mm Pitch IDC 90° Wafer

Reference Informations:

- *Material: Terminal: Brass/Tin over Nickel
Housing: Nylon 9T, UL94V-0
- *Mates with CJT D1275HS-XP series Housing or D1275HMWV, HMWV-S-XP series Wafer
- *Color: Red

Ordering Information:

- D1275HWRB-XP - ***
- | | |
|---|---|
| 1 | 2 |
|---|---|
- 1.Part No.
 - 2:Material:
(blank): Nylon 9T, UL94V-0
GWT: Nylon 9T, UL94V-0, GWT 750°C



Ordering Information & Dimensions:

PART NO.	Dimensions		
	A	B	C
4P	3.81	5.60	9.70
6P	6.35	8.14	12.24
8P	8.89	10.68	14.78
10P	11.43	13.22	17.32
12P	13.97	15.76	19.86
14P	16.51	18.30	22.40
16P	19.05	20.84	24.94
18P	21.59	23.38	27.48
20P	24.13	25.92	30.02
22P	26.67	28.46	32.56
24P	29.21	31.00	35.10
26P	31.75	33.54	37.64

Unit: mm

D1275HWV-S-XP

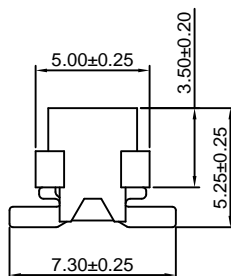
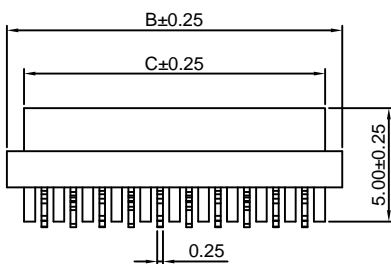
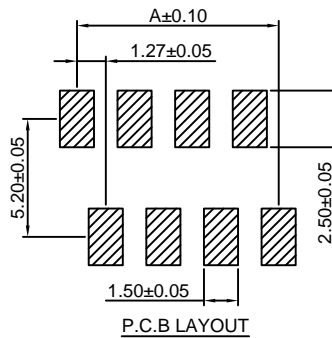
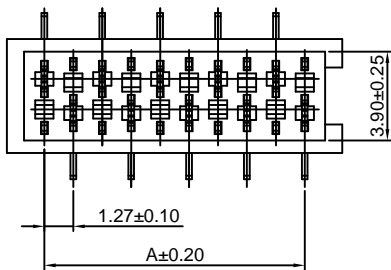
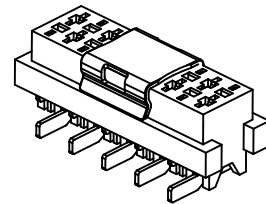
1.27mm Pitch IDC 180° Wafer - SMT TYPE

Reference Informations:

- *Material: Terminal: Brass/Tin over Nickel
Housing: Nylon 9T, UL94V-0
- *Mates with CJT D1275HS-XP series Housing or D1275HMWV, HMWV-S-XP series Wafer
- *Color: Red

Ordering Information:

- D1275HWV-S-XP - ***
- | | |
|---|---|
| 1 | 2 |
|---|---|
- 1.Part No.
 - 2:Material:
(blank): Nylon 9T, UL94V-0
GWT: Nylon 9T, UL94V-0, GWT 750°C



Ordering Information & Dimensions:

PART NO.	Dimensions		
	A	B	C
4P	3.81	7.00	5.60
6P	6.35	9.54	8.14
8P	8.89	12.08	10.68
10P	11.43	14.62	13.22
12P	13.97	17.16	15.76
14P	16.51	19.70	18.30
16P	19.05	22.24	20.84
18P	21.59	24.78	23.38
20P	24.13	27.32	25.92
22P	26.67	29.86	28.46
24P	29.21	32.40	31.00
26P	31.75	34.94	33.54

Unit: mm

D1275HWVA-S-XP

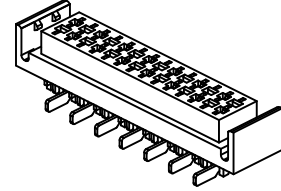
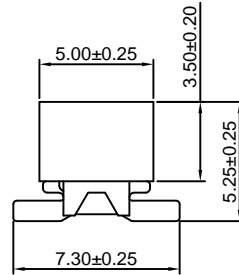
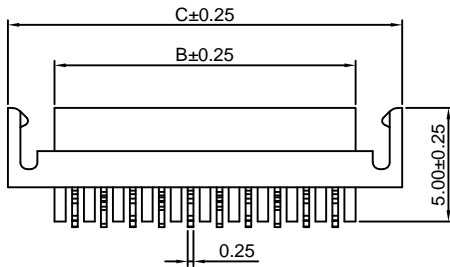
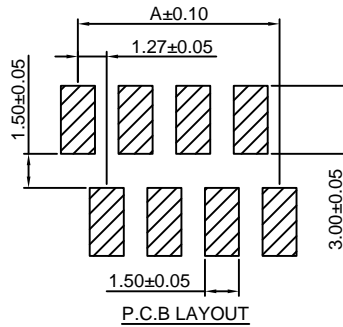
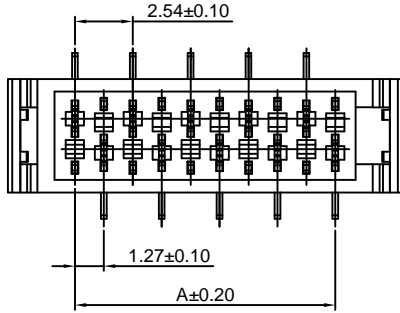
1.27mm Pitch IDC 180° Wafer - SMT TYPE

Reference Informations:

- *Material:
Terminal: Phosphor Bronze/Tin over Nickel
Housing: Nylon 6T, UL94V-0
- *Mates with CJT D1275HS-XP series Housing
or D1275HMWV, HMWV-S-XP series Wafer
- *Color: Red

Ordering Information:

- D1275HWVA-S-XP - $\frac{***}{2}$
- 1. Part No.
- 2. Material:
(blank): Nylon 6T, UL94V-0
GWT: Nylon 6T, UL94V-0, GWT 750°C



Ordering Information & Dimensions:

PART NO.	Dimensions		
	A	B	C
4P	3.81	5.60	9.70
6P	6.35	8.14	12.24
8P	8.89	10.68	14.78
10P	11.43	13.22	17.32
12P	13.97	15.76	19.86
14P	16.51	18.30	22.40
16P	19.05	20.84	24.94
18P	21.59	23.38	27.48
20P	24.13	25.92	30.02
22P	26.67	28.46	32.56
24P	29.21	31.00	35.10
26P	31.75	33.54	37.64

Unit: mm

D1275HMWV-XP

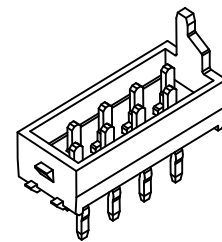
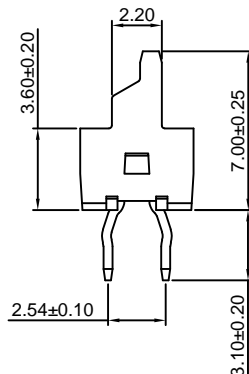
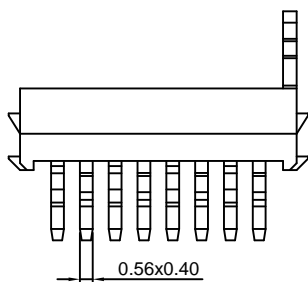
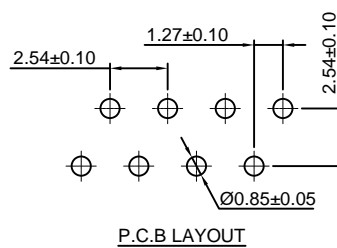
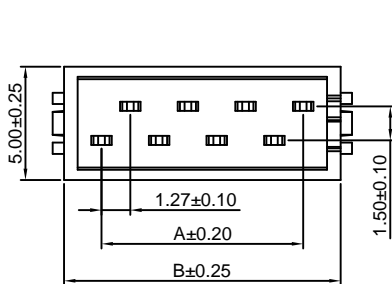
1.27mm Pitch IDC 180° Wafer

Reference Informations:

- *Material:
Terminal: Brass/Tin over Nickel
Housing: PBT, UL94V-0
- *Mates with CJT D1275HWV, HWR, HWVA, HWRA, HWRB-XP,
D1275HWV-S, HWVA-S-XP series Wafer
- *Color: Red

Ordering Information:

- D1275HMWV-XP - $\frac{***}{2}$
- 1. Part No.
- 2. Material:
(blank): PBT, UL94V-0
GWT: PBT, UL94V-0, GWT 750°C



Ordering Information & Dimensions:

PART NO.	Dimensions	
	A	B
4P	3.81	7.11
6P	6.35	9.65
8P	8.89	12.19
10P	11.43	14.73
12P	13.97	17.27
14P	16.51	19.81
16P	19.05	22.35
18P	21.59	24.89
20P	24.13	27.43
22P	26.67	29.97
24P	29.21	32.51
26P	31.75	35.05

Unit: mm

D1275HMWV-S-XP

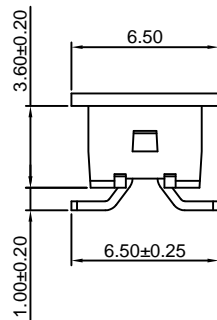
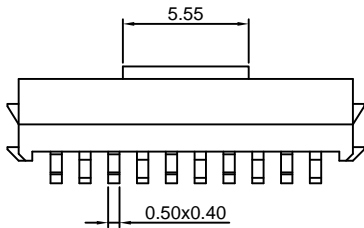
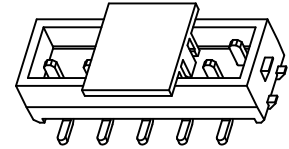
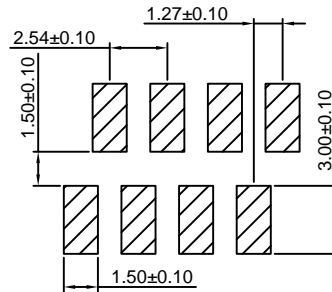
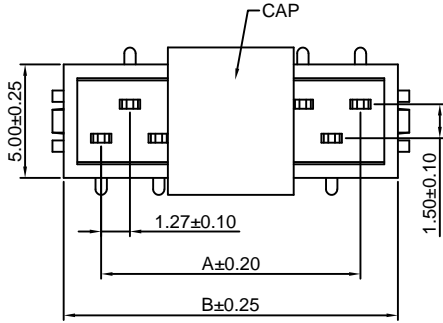
1.27mm Pitch IDC 180° Wafer - SMT TYPE

Reference Informations:

- *Material:
 - Terminal: Brass/Tin over Nickel
 - Housing: Nylon 6T, UL94V-0
- *Mates with CJT D1275HWV, HWR, HWVA, HWRA, HWRB-XP, D1275HWV-S, HWVA-S-XP series Wafer
- *Color: Red

Ordering Information:

- D1275HMWV-S-XP - ***
- | | |
|---|---|
| 1 | 2 |
|---|---|
- 1.Part No.
 - 2:Material:
 - (blank): Nylon 6T, UL94V-0
 - GWT: Nylon 6T, UL94V-0, GWT 750°C



Ordering Information & Dimensions:

PART NO.	Dimensions	
	A	B
4P	3.81	7.11
6P	6.35	9.65
8P	8.89	12.19
10P	11.43	14.73
12P	13.97	17.27
14P	16.51	19.81
16P	19.05	22.35
18P	21.59	24.89
20P	24.13	27.43
22P	26.67	29.97
24P	29.21	32.51
26P	31.75	35.05

Unit: mm

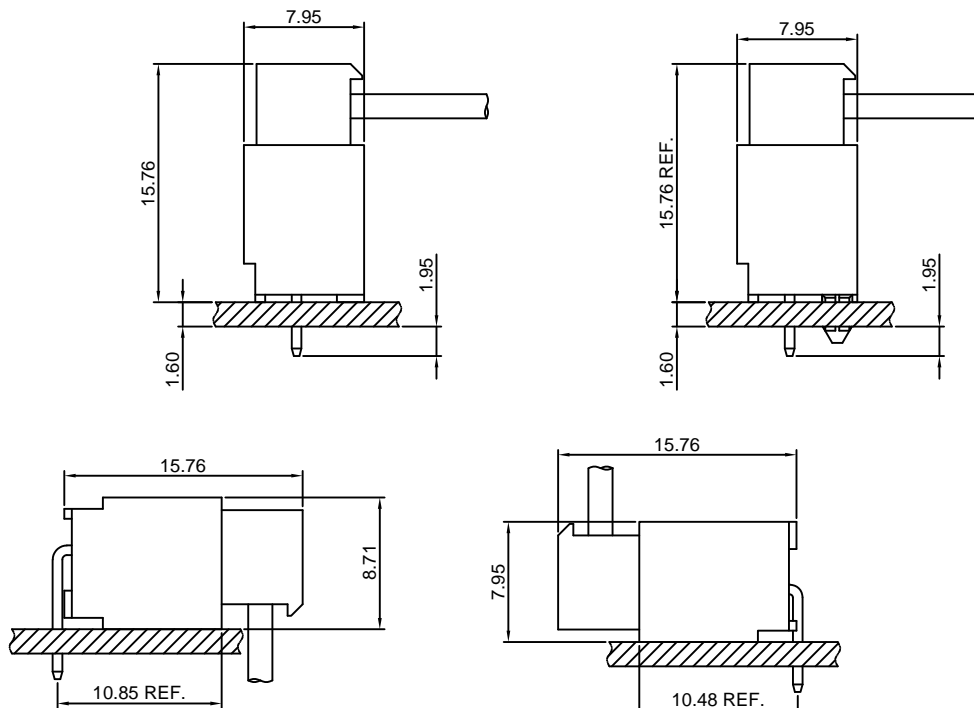
Specifications

- Current rating:3A AC,DC
- Voltage rating:250V AC,DC
- Temperature range:-40°C~+105°C
- Contact resistance:20mΩMax.
- Insulation resistance:1000MΩMin.
- Withstanding voltage:1500V AC/minute
- *Compliant with RoHS and REACH*
- *Meet the HF/Halogen Free,need to customize*
- *Contact CJT for details*

Standards



Assembly layout



D2541H-XP

2.54mm IDC Closed End Type

Reference Informations:

*Material:

Terminal: Phosphor bronze

Housing: Nylon 66, UL94V-2 or UL94V-0

*Mates with CJT D2541WV, WR, WVA, WRA-XP, D2541WV-F, WVA-F-XP, D2541WR, WRA-XP-2, A2543WVA, WRA-XP series Wafer and D2541L-XP series Covers

Ordering Information:

D2541H-XP - ^{**}/₂ - ^{**}/₃

1: Part No.

2: Material:

RD-Red=22 AWG(UL94V-2)
 WH-White=24 AWG(UL94V-2)
 BL-Blue=26 AWG(UL94V-2)
 GN-Green=28 AWG(UL94V-2)
 BK-22-Black=22 AWG(UL94V-0)
 BK-24-Black=24 AWG(UL94V-0)
 BK-26-Black=26 AWG(UL94V-0)
 BK-28-Black=28 AWG(UL94V-0)

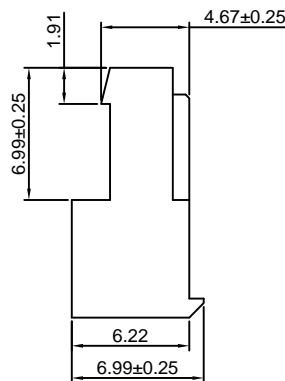
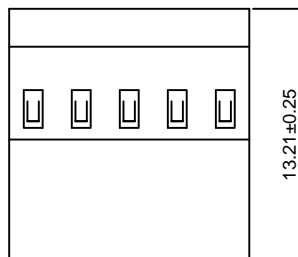
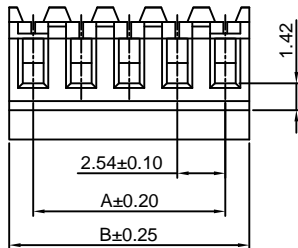
3: Plating Code:

(Blank)-Phosphor bronze/Tin over Nickel
 GP-Phosphor bronze/Gold over Nickel
 (Optional Gold plating available but MOQ requested)

Ordering Information & Dimensions:

PART NO.	Dimensions	
	A	B
2P	2.54	5.08
3P	5.08	7.62
4P	7.62	10.16
5P	10.16	12.70
6P	12.70	15.24
7P	15.24	17.78
8P	17.78	20.32
9P	20.32	22.86
10P	22.86	25.40
11P	25.40	27.94
12P	27.94	30.48
13P	30.48	33.02
14P	33.02	35.56
15P	35.56	38.10
16P	38.10	40.64
17P	40.64	43.18
18P	43.18	45.72
19P	45.72	48.26
20P	48.26	50.80
21P	50.80	53.34
22P	53.34	55.88
23P	55.88	58.42
24P	58.42	60.96

Unit: mm



D2541HA-XP

2.54mm IDC Closed End Type

Reference Informations:

*Material:

Terminal: Phosphor bronze

Housing: Nylon 66, UL94V-2 or UL94V-0

*Mates with CJT D2541WV, WR, WVA, WRA-XP, D2541WV-F, WVA-F-XP, D2541WR, WRA-XP-2, A2543WVA, WRA-XP series Wafer and D2541L-XP series Covers

Ordering Information:

D2541HA-XP - ^{**}/₂ - ^{**}/₃

1: Part No.

2: Material:

RD-Red=22 AWG(UL94V-2)
 WH-White=24 AWG(UL94V-2)
 BL-Blue=26 AWG(UL94V-2)
 GN-Green=28 AWG(UL94V-2)
 BK-22-Black=22 AWG(UL94V-0)
 BK-24-Black=24 AWG(UL94V-0)
 BK-26-Black=26 AWG(UL94V-0)
 BK-28-Black=28 AWG(UL94V-0)

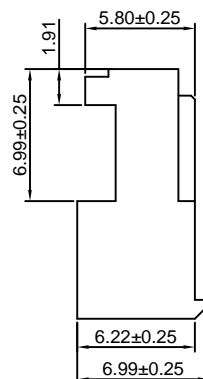
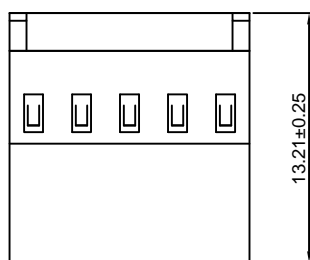
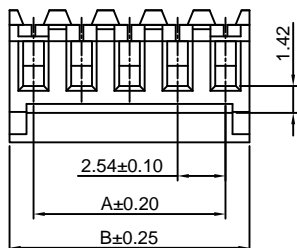
3: Plating Code:

(Blank)-Phosphor bronze/Tin over Nickel
 GP-Phosphor bronze/Gold over Nickel
 (Optional Gold plating available but MOQ requested)

Ordering Information & Dimensions:

PART NO.	Dimensions	
	A	B
2P	2.54	5.08
3P	5.08	7.62
4P	7.62	10.16
5P	10.16	12.70
6P	12.70	15.24
7P	15.24	17.78
8P	17.78	20.32
9P	20.32	22.86
10P	22.86	25.40
11P	25.40	27.94
12P	27.94	30.48
13P	30.48	33.02
14P	33.02	35.56
15P	35.56	38.10
16P	38.10	40.64
17P	40.64	43.18
18P	43.18	45.72
19P	45.72	48.26
20P	48.26	50.80
21P	50.80	53.34
22P	53.34	55.88
23P	55.88	58.42
24P	58.42	60.96

Unit: mm



D2541HB-XP

2.54mm IDC Feed-Thru Connector

Reference Informations:

*Material:

Terminal: Phosphor bronze

Housing: Nylon 66, UL94V-2 or UL94V-0

*Mates with CJT D2541WV, WR, WVA, WRA-XP, D2541WV-F, WVA-F-XP, D2541WR, WRA-XP-2, A2543WVA, WRA-XP series Wafer and D2541C-XP series Covers

Ordering Information:

D2541HB-XP - ** - **
1 2 3

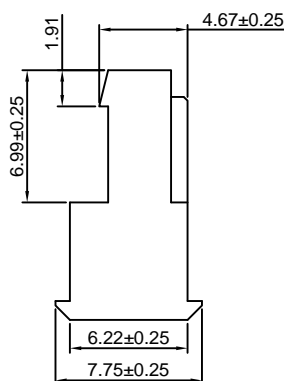
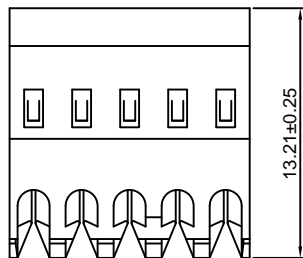
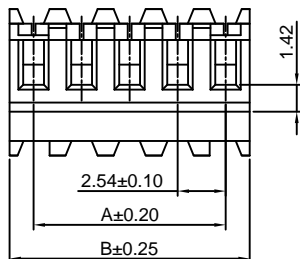
1: Part No.

2: Material:

RD-Red=22 AWG(UL94V-2)
WH-White=24 AWG(UL94V-2)
BL-Blue=26 AWG(UL94V-2)
GN-Green=28 AWG(UL94V-2)
BK-22-Black=22 AWG(UL94V-0)
BK-24-Black=24 AWG(UL94V-0)
BK-26-Black=26 AWG(UL94V-0)
BK-28-Black=28 AWG(UL94V-0)

3: Plating Code:

(Blank)-Phosphor bronze/Tin over Nickel
GP-Phosphor bronze/Gold over Nickel
(Optional Gold plating available but MOQ requested)



Ordering Information & Dimensions:

PART NO.	Dimensions	
	A	B
2P	2.54	5.08
3P	5.08	7.62
4P	7.62	10.16
5P	10.16	12.70
6P	12.70	15.24
7P	15.24	17.78
8P	17.78	20.32
9P	20.32	22.86
10P	22.86	25.40
11P	25.40	27.94
12P	27.94	30.48
13P	30.48	33.02
14P	33.02	35.56
15P	35.56	38.10
16P	38.10	40.64
17P	40.64	43.18
18P	43.18	45.72
19P	45.72	48.26
20P	48.26	50.80
21P	50.80	53.34
22P	53.34	55.88
23P	55.88	58.42
24P	58.42	60.96

Unit: mm

D2541HC-XP

2.54mm IDC Feed-Thru Connector

Reference Informations:

*Material:

Terminal: Phosphor bronze

Housing: Nylon 66, UL94V-2 or UL94V-0

*Mates with CJT D2541WV, WR, WVA, WRA-XP, D2541WV-F, WVA-F-XP, D2541WR, WRA-XP-2, A2543WVA, WRA-XP series Wafer and D2541C-XP series Covers

Ordering Information:

D2541HC-XP - ** - **
1 2 3

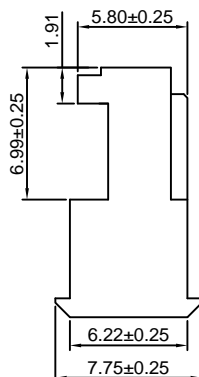
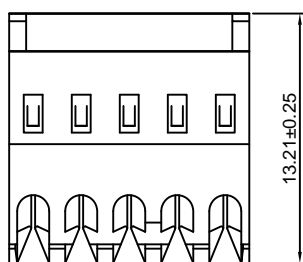
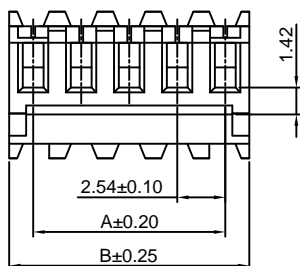
1: Part No.

2: Material:

RD-Red=22 AWG(UL94V-2)
WH-White=24 AWG(UL94V-2)
BL-Blue=26 AWG(UL94V-2)
GN-Green=28 AWG(UL94V-2)
BK-22-Black=22 AWG(UL94V-0)
BK-24-Black=24 AWG(UL94V-0)
BK-26-Black=26 AWG(UL94V-0)
BK-28-Black=28 AWG(UL94V-0)

3: Plating Code:

(Blank)-Phosphor bronze/Tin over Nickel
GP-Phosphor bronze/Gold over Nickel
(Optional Gold plating available but MOQ requested)



Ordering Information & Dimensions:

PART NO.	Dimensions	
	A	B
2P	2.54	5.08
3P	5.08	7.62
4P	7.62	10.16
5P	10.16	12.70
6P	12.70	15.24
7P	15.24	17.78
8P	17.78	20.32
9P	20.32	22.86
10P	22.86	25.40
11P	25.40	27.94
12P	27.94	30.48
13P	30.48	33.02
14P	33.02	35.56
15P	35.56	38.10
16P	38.10	40.64
17P	40.64	43.18
18P	43.18	45.72
19P	45.72	48.26
20P	48.26	50.80
21P	50.80	53.34
22P	53.34	55.88
23P	55.88	58.42
24P	58.42	60.96

Unit: mm

D2541HD-XP

2.54mm IDC Closed End IDC Connector

Reference Informations:

*Material:

Terminal: Phosphor bronze

Housing: Nylon 66, UL94V-2 or UL94V-0

*Mates with CJT D2541WV, WR-XP, D2541WV-F-XP, D2541WR-XP-2, A2543WVA, WRA-XP series Wafer and D2541L-XP series Covers

Ordering Information:

D2541HD-XP - ** - **
 1 2 3

1: Part No.

2: Wire Range and Material:

2-22 AWG(UL94V-2)

4-24 AWG(UL94V-2)

6-26 AWG(UL94V-2)

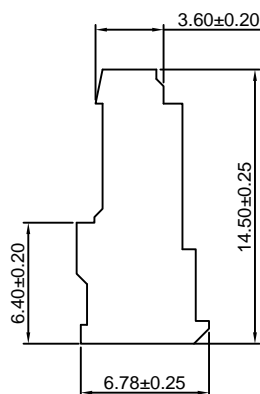
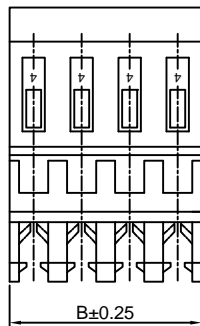
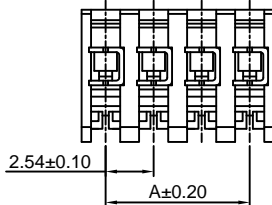
8-28 AWG(UL94V-2)

3: Plating Code:

(Blank)-Phosphor bronze/Tin over Nickel

GP-Phosphor bronze/Gold over Nickel

(Optional Gold plating available but MOQ requested)



Ordering Information & Dimensions:

PART NO.	Dimensions	
	A	B
2P	2.54	5.08
3P	5.08	7.62
4P	7.62	10.16
5P	10.16	12.70
6P	12.70	15.24
7P	15.24	17.78
8P	17.78	20.32
9P	20.32	22.86
10P	22.86	25.40
11P	25.40	27.94
12P	27.94	30.48
13P	30.48	33.02
14P	33.02	35.56
15P	35.56	38.10
16P	38.10	40.64
17P	40.64	43.18

Unit: mm

D2541HE-XP

2.54mm IDC Closed End IDC Connector

Reference Informations:

*Material:

Terminal: Phosphor bronze

Housing: Nylon 66, UL94V-2 or UL94V-0

*Mates with CJT D2541WV, WR-XP, D2541WV-F-XP, D2541WR-XP-2, A2543WVA, WRA-XP series Wafer and D2541L-XP series Covers

Ordering Information:

D2541HE-XP - ** - **
 1 2 3

1: Part No.

2: Wire Range and Material:

2-22 AWG(UL94V-2)

4-24 AWG(UL94V-2)

6-26 AWG(UL94V-2)

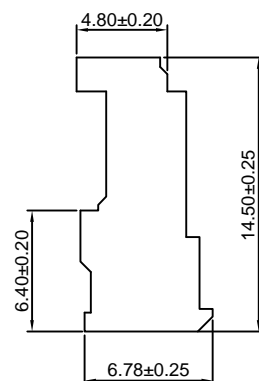
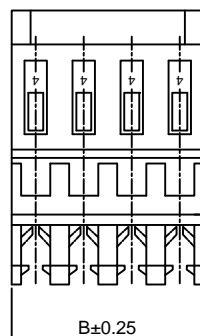
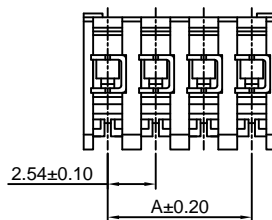
8-28 AWG(UL94V-2)

3: Plating Code:

(Blank)-Phosphor bronze/Tin over Nickel

GP-Phosphor bronze/Gold over Nickel

(Optional Gold plating available but MOQ requested)



Ordering Information & Dimensions:

PART NO.	Dimensions	
	A	B
2P	2.54	5.08
3P	5.08	7.62
4P	7.62	10.16
5P	10.16	12.70
6P	12.70	15.24
7P	15.24	17.78
8P	17.78	20.32
9P	20.32	22.86
10P	22.86	25.40
11P	25.40	27.94
12P	27.94	30.48
13P	30.48	33.02
14P	33.02	35.56
15P	35.56	38.10
16P	38.10	40.64
17P	40.64	43.18

Unit: mm

D2541HF-XP

2.54mm IDC Closed End IDC Connector

Reference Informations:

*Material:

Terminal: Phosphor bronze

Housing: Nylon 66, UL94V-2 or UL94V-0

*Mates with CJT D2541WV, WR-XP, D2541WV-F-XP, D2541WR-XP-2, A2543WVA, WRA-XP series Wafer and D2541C-XP series Covers

Ordering Information:

D2541HF-XP - ^{**}/₁ - ^{**}/_{2 3}

1: Part No.

2: Wire Range and Material:

2-22 AWG(UL94V-2)

4-24 AWG(UL94V-2)

6-26 AWG(UL94V-2)

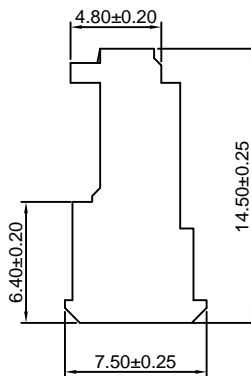
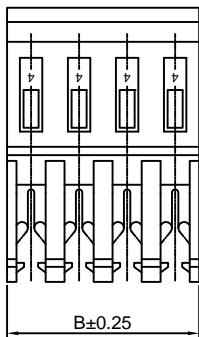
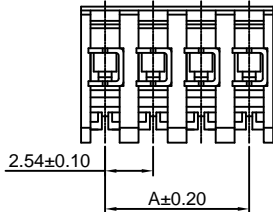
8-28 AWG(UL94V-2)

3: Plating Code:

(Blank)-Phosphor bronze/Tin over Nickel

GP-Phosphor bronze/Gold over Nickel

(Optional Gold plating available but MOQ requested)



Ordering Information & Dimensions:

PART NO.	Dimensions	
	A	B
2P	2.54	5.08
3P	5.08	7.62
4P	7.62	10.16
5P	10.16	12.70
6P	12.70	15.24
7P	15.24	17.78
8P	17.78	20.32
9P	20.32	22.86
10P	22.86	25.40
11P	25.40	27.94
12P	27.94	30.48
13P	30.48	33.02
14P	33.02	35.56
15P	35.56	38.10
16P	38.10	40.64
17P	40.64	43.18

Unit: mm

D2541HG-XP

2.54mm IDC Closed End IDC Connector

Reference Informations:

*Material:

Terminal: Phosphor bronze

Housing: Nylon 66, UL94V-2 or UL94V-0

*Mates with CJT D2541WV, WR-XP, D2541WV-F-XP, D2541WR-XP-2, A2543WVA, WRA-XP series Wafer and D2541C-XP series Covers

Ordering Information:

D2541HG-XP - ^{**}/₁ - ^{**}/_{2 3}

1: Part No.

2: Wire Range and Material:

2-22 AWG(UL94V-2)

4-24 AWG(UL94V-2)

6-26 AWG(UL94V-2)

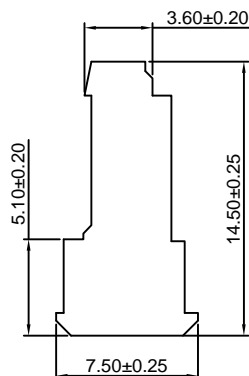
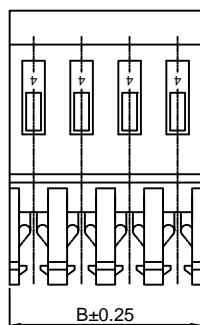
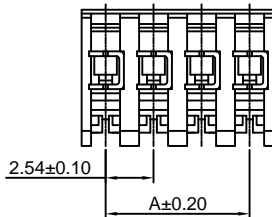
8-28 AWG(UL94V-2)

3: Plating Code:

(Blank)-Phosphor bronze/Tin over Nickel

GP-Phosphor bronze/Gold over Nickel

(Optional Gold plating available but MOQ requested)



Ordering Information & Dimensions:

PART NO.	Dimensions	
	A	B
2P	2.54	5.08
3P	5.08	7.62
4P	7.62	10.16
5P	10.16	12.70
6P	12.70	15.24
7P	15.24	17.78
8P	17.78	20.32
9P	20.32	22.86
10P	22.86	25.40
11P	25.40	27.94
12P	27.94	30.48
13P	30.48	33.02
14P	33.02	35.56
15P	35.56	38.10
16P	38.10	40.64
17P	40.64	43.18

Unit: mm

D2541WV-XP

2.54mm IDC 180° Wafer

Reference Informations:

- *Material: Pin: Brass/Tin over Nickel
Insulator: Nylon 46, UL94V-0
- *Mates with CJT D2541H, HA, HB, HC, HD, HE, HF, HG-XP series Housing
- *Color: Black

Ordering Information:

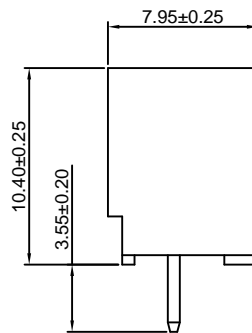
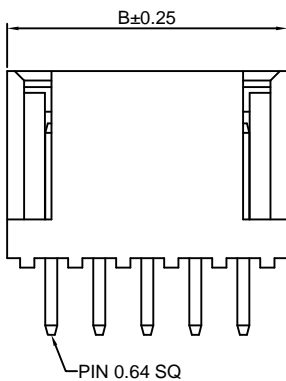
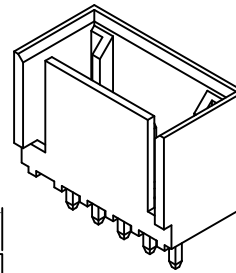
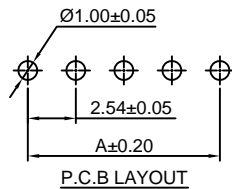
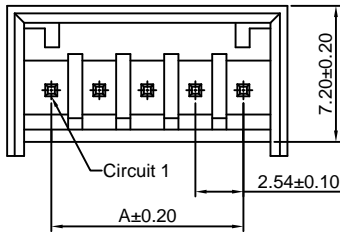
D2541WV-XP - *** - ***
1 2 3

- 1. Part No.
- 2. Material:
(blank): Nylon 46, UL94V-0
GWT: Nylon 46, UL94V-0, GWT 750°C
- 3. Finish:
(blank): Tin over Nickel
G: Gold-flash
G30: 30µin (0.76µm) MIN. Select Gold (Mating Area)
100µin (2.54µm) MIN. Select Tin

Ordering Information & Dimensions:

PART NO.	Dimensions	
	A	B
2P	2.54	7.21
3P	5.08	9.75
4P	7.62	12.29
5P	10.16	14.83
6P	12.70	17.37
7P	15.24	19.91
8P	17.78	22.45
9P	20.32	24.99
10P	22.86	27.53
11P	25.40	30.07
12P	27.94	32.61
13P	30.48	35.15
14P	33.02	37.69
15P	35.56	40.23
16P	38.10	42.77
17P	40.64	45.31
18P	43.18	47.85
19P	45.72	50.39
20P	48.26	52.93
21P	50.80	55.47
22P	53.34	58.01
23P	55.88	60.55
24P	58.42	63.09

Unit: mm



D2541WV-F-XP

2.54mm IDC 180° Wafer

Reference Informations:

- *Material: Pin: Brass/Tin over Nickel
Insulator: Nylon 46, UL94V-0
- *Mates with CJT D2541H, HA, HB, HC, HD, HE, HF, HG-XP series Housing
- *Color: Black

Ordering Information:

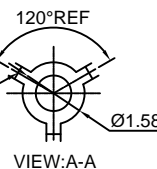
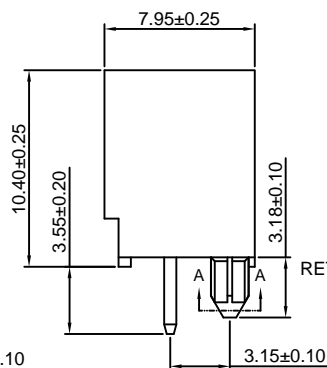
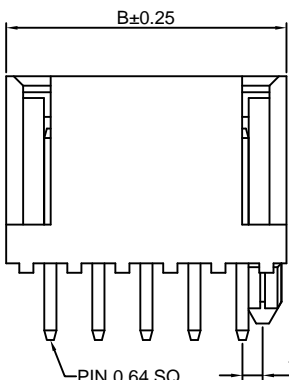
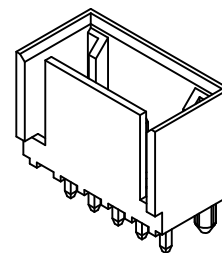
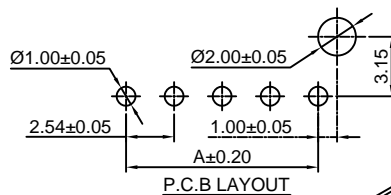
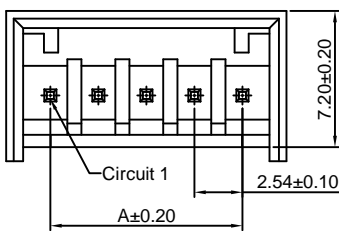
D2541WV-F-XP - *** - ***
1 2 3

- 1. Part No.
- 2. Material:
(blank): Nylon 46, UL94V-0
GWT: Nylon 46, UL94V-0, GWT 750°C
- 3. Finish:
(blank): Tin over Nickel
G: Gold-flash
G30: 30µin (0.76µm) MIN. Select Gold (Mating Area)
100µin (2.54µm) MIN. Select Tin

Ordering Information & Dimensions:

PART NO.	Dimensions	
	A	B
2P	2.54	7.21
3P	5.08	9.75
4P	7.62	12.29
5P	10.16	14.83
6P	12.70	17.37
7P	15.24	19.91
8P	17.78	22.45
9P	20.32	24.99
10P	22.86	27.53
11P	25.40	30.07
12P	27.94	32.61
13P	30.48	35.15
14P	33.02	37.69
15P	35.56	40.23
16P	38.10	42.77
17P	40.64	45.31
18P	43.18	47.85
19P	45.72	50.39
20P	48.26	52.93
21P	50.80	55.47
22P	53.34	58.01
23P	55.88	60.55
24P	58.42	63.09

Unit: mm



D2541WR-XP

2.54mm IDC 90° Wafer

Reference Informations:

- *Material:Pin:Brass/Tin over Nickel
Insulator:Nylon 46,UL94V-0
- *Mates with CJT D2541H,HA,HB,HC,HD,HE,HF,HG-XP series Housing
- *Color:Black

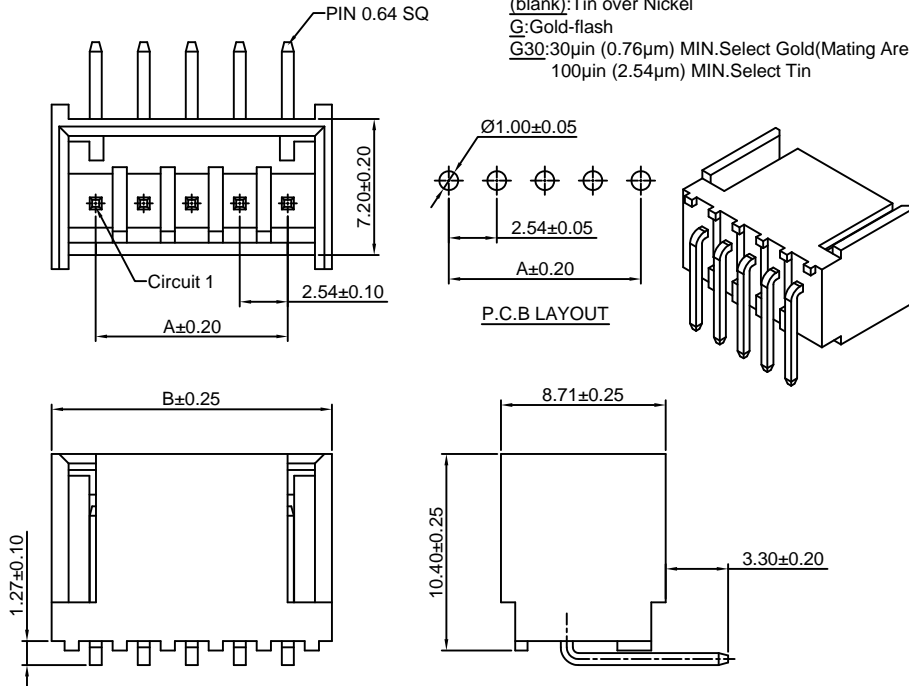
Ordering Information:

- D2541WR-XP - *** - ***
 1 2 3
- 1.Part No.
 - 2.Material:
(blank):Nylon 46,UL94V-0
G:Gold-flash
G30:30µin (0.76µm) MIN.Select Gold(Mating Area)
100µin (2.54µm) MIN.Select Tin
 - 3.Finish:
(blank):Tin over Nickel
G:Gold-flash
G30:30µin (0.76µm) MIN.Select Gold(Mating Area)
100µin (2.54µm) MIN.Select Tin

Ordering Information & Dimensions:

PART NO.	Dimensions	
	A	B
2P	2.54	7.21
3P	5.08	9.75
4P	7.62	12.29
5P	10.16	14.83
6P	12.70	17.37
7P	15.24	19.91
8P	17.78	22.45
9P	20.32	24.99
10P	22.86	27.53
11P	25.40	30.07
12P	27.94	32.61
13P	30.48	35.15
14P	33.02	37.69
15P	35.56	40.23
16P	38.10	42.77
17P	40.64	45.31
18P	43.18	47.85
19P	45.72	50.39
20P	48.26	52.93
21P	50.80	55.47
22P	53.34	58.01
23P	55.88	60.55
24P	58.42	63.09

Unit: mm



D2541WR-XP-2

2.54mm IDC 90° Wafer

Reference Informations:

- *Material:Pin:Brass/Tin over Nickel
Insulator:Nylon 46,UL94V-0
- *Mates with CJT D2541H,HA,HB,HC,HD,HE,HF,HG-XP series Housing
- *Color:Black

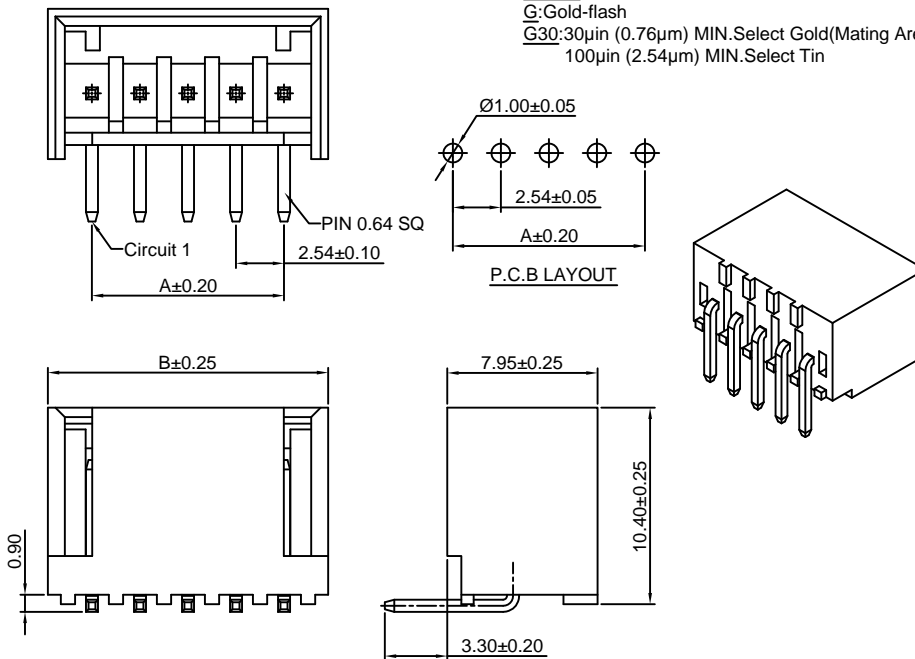
Ordering Information:

- D2541WR-XP-2 - *** - ***
 1 2 3
- 1.Part No.
 - 2.Material:
(blank):Nylon 46,UL94V-0
G:Gold-flash
G30:30µin (0.76µm) MIN.Select Gold(Mating Area)
100µin (2.54µm) MIN.Select Tin
 - 3.Finish:
(blank):Tin over Nickel
G:Gold-flash
G30:30µin (0.76µm) MIN.Select Gold(Mating Area)
100µin (2.54µm) MIN.Select Tin

Ordering Information & Dimensions:

PART NO.	Dimensions	
	A	B
2P	2.54	7.21
3P	5.08	9.75
4P	7.62	12.29
5P	10.16	14.83
6P	12.70	17.37
7P	15.24	19.91
8P	17.78	22.45
9P	20.32	24.99
10P	22.86	27.53
11P	25.40	30.07
12P	27.94	32.61
13P	30.48	35.15
14P	33.02	37.69
15P	35.56	40.23
16P	38.10	42.77
17P	40.64	45.31
18P	43.18	47.85
19P	45.72	50.39
20P	48.26	52.93
21P	50.80	55.47
22P	53.34	58.01
23P	55.88	60.55
24P	58.42	63.09

Unit: mm

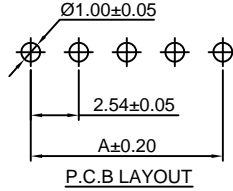
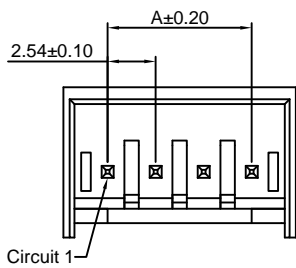


D2541WVA-XP

2.54mm IDC 180° Wafer

Reference Informations:

- *Material:Pin:Brass/Tin over Nickel
Insulator:Nylon 46,UL94V-0
- *Mates with CJT D2541H,HA,HB,HC-XP,
A2543HA(HB)-XP-WH series Housing
- *Color:Black



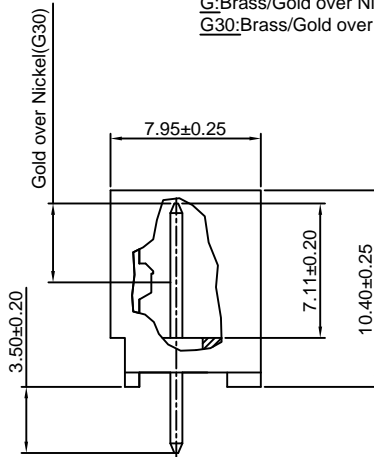
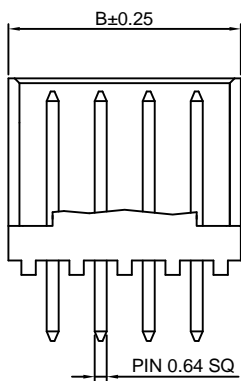
Ordering Information:
D2541WVA-XP - *** - ***
1 2 3

- 1.Part No.
- 2.Material:
(blank):Nylon 46,UL94V-0
GWT:Nylon 46,UL94V-0,GWT 750°C
- 3.Finish:
(Blank):Brass/Tin over Nickel
G:Brass/Gold over Nickel(1u")
G30:Brass/Gold over Nickel(30u")

Ordering Information & Dimensions:

PART NO.	Dimensions	
	A	B
2P	2.54	7.21
3P	5.08	9.75
4P	7.62	12.29
5P	10.16	14.83
6P	12.70	17.37
7P	15.24	19.91
8P	17.78	22.45
9P	20.32	24.99
10P	22.86	27.53
11P	25.40	30.07
12P	27.94	32.61
13P	30.48	35.15
14P	33.02	37.69
15P	35.56	40.23
16P	38.10	42.77
17P	40.64	45.31
18P	43.18	47.85
19P	45.72	50.39
20P	48.26	52.93
21P	50.80	55.47
22P	53.34	58.01
23P	55.88	60.55
24P	58.42	63.09

Unit: mm



D2541WVA-F-XP

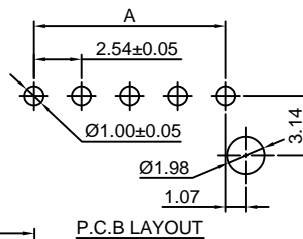
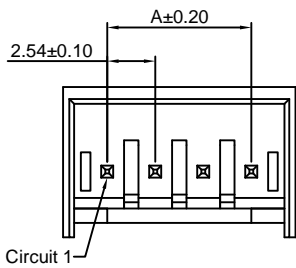
2.54mm IDC 180° Wafer

Reference Informations:

- *Material:Pin:Brass/Tin over Nickel
Insulator:Nylon 46,UL94V-0
- *Mates with CJT D2541H,HA,HB,HC-XP,
A2543HA(HB)-XP-WH series Housing
- *Color:Black

Ordering Information:
D2541WVA-F-XP - *** - ***
1 2 3

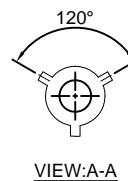
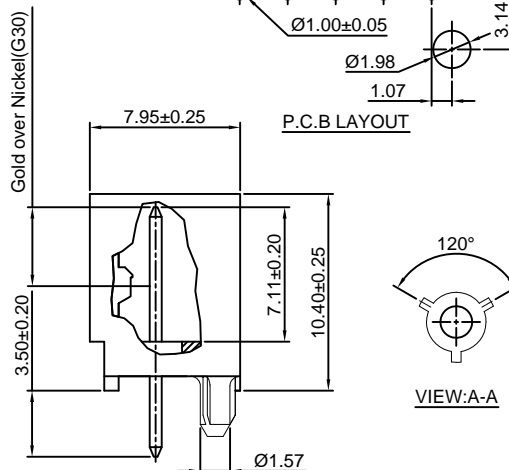
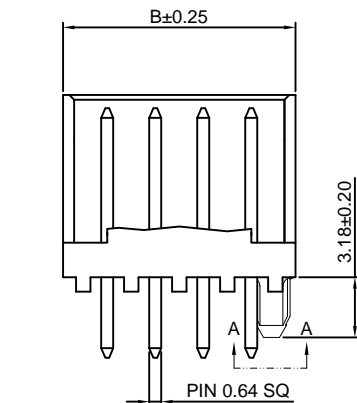
- 1.Part No.
- 2.Material:
(blank):Nylon 46,UL94V-0
GWT:Nylon 46,UL94V-0,GWT 750°C
- 3.Finish:
(Blank):Brass/Tin over Nickel
G:Brass/Gold over Nickel(1u")
G30:Brass/Gold over Nickel(30u")



Ordering Information & Dimensions:

PART NO.	Dimensions	
	A	B
2P	2.54	7.21
3P	5.08	9.75
4P	7.62	12.29
5P	10.16	14.83
6P	12.70	17.37
7P	15.24	19.91
8P	17.78	22.45
9P	20.32	24.99
10P	22.86	27.53
11P	25.40	30.07
12P	27.94	32.61
13P	30.48	35.15
14P	33.02	37.69
15P	35.56	40.23
16P	38.10	42.77
17P	40.64	45.31
18P	43.18	47.85
19P	45.72	50.39
20P	48.26	52.93
21P	50.80	55.47
22P	53.34	58.01
23P	55.88	60.55
24P	58.42	63.09

Unit: mm



D2541WRA-XP

2.54mm IDC 90° Wafer

Reference Informations:

- *Material: Pin: Brass/Tin over Nickel
Insulator: Nylon 46, UL94V-0
- *Mates with CJT D2541H, HA, HB, HC-XP, A2543HA(HB)-XP-WH series Housing
- *Color: Black

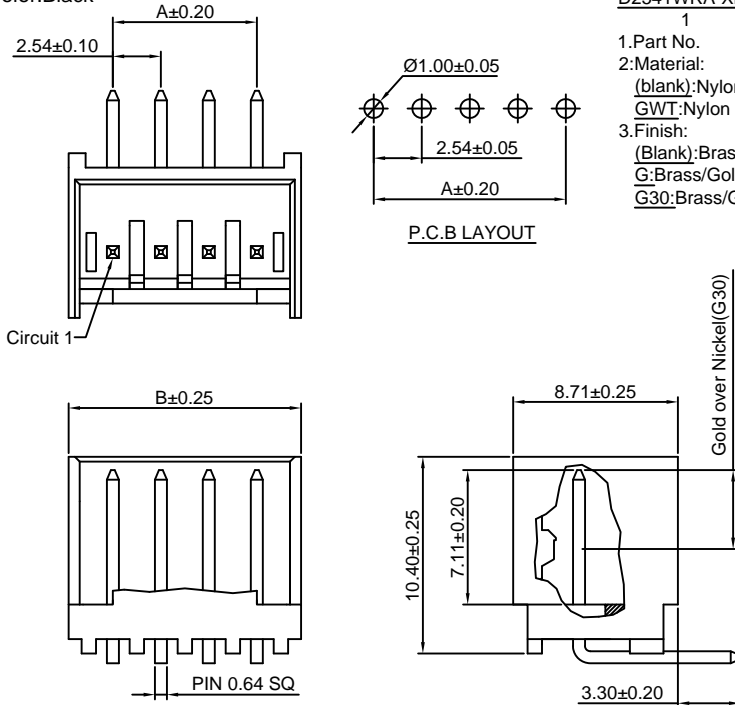
Ordering Information:
D2541WRA-XP - *** - ***
1 2 3

1. Part No.
2. Material:
(blank): Nylon 46, UL94V-0
GWT: Nylon 46, UL94V-0, GWT 750°C
3. Finish:
(Blank): Brass/Tin over Nickel
G: Brass/Gold over Nickel(1u")
G30: Brass/Gold over Nickel(30u")

Ordering Information & Dimensions:

PART NO.	Dimensions	
	A	B
2P	2.54	7.21
3P	5.08	9.75
4P	7.62	12.29
5P	10.16	14.83
6P	12.70	17.37
7P	15.24	19.91
8P	17.78	22.45
9P	20.32	24.99
10P	22.86	27.53
11P	25.40	30.07
12P	27.94	32.61
13P	30.48	35.15
14P	33.02	37.69
15P	35.56	40.23
16P	38.10	42.77
17P	40.64	45.31
18P	43.18	47.85
19P	45.72	50.39
20P	48.26	52.93
21P	50.80	55.47
22P	53.34	58.01
23P	55.88	60.55
24P	58.42	63.09

Unit: mm



D2541WRA-XP-2

2.54mm IDC 90° Wafer

Reference Informations:

- *Material: Pin: Brass/Tin over Nickel
Insulator: Nylon 46, UL94V-0
- *Mates with CJT D2541H, HA, HB, HC-XP, A2543HA(HB)-XP-WH series Housing
- *Color: Black

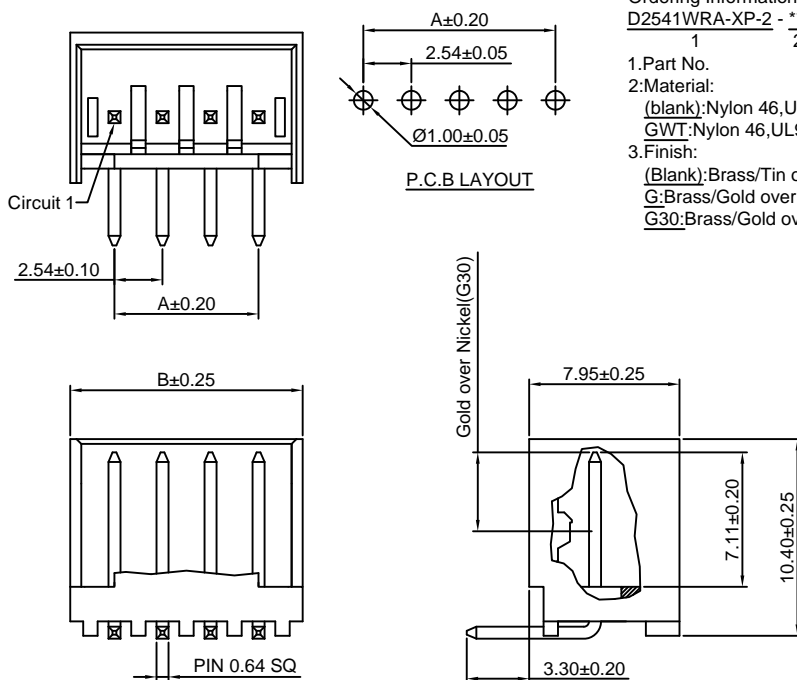
Ordering Information:
D2541WRA-XP-2 - *** - ***
1 2 3

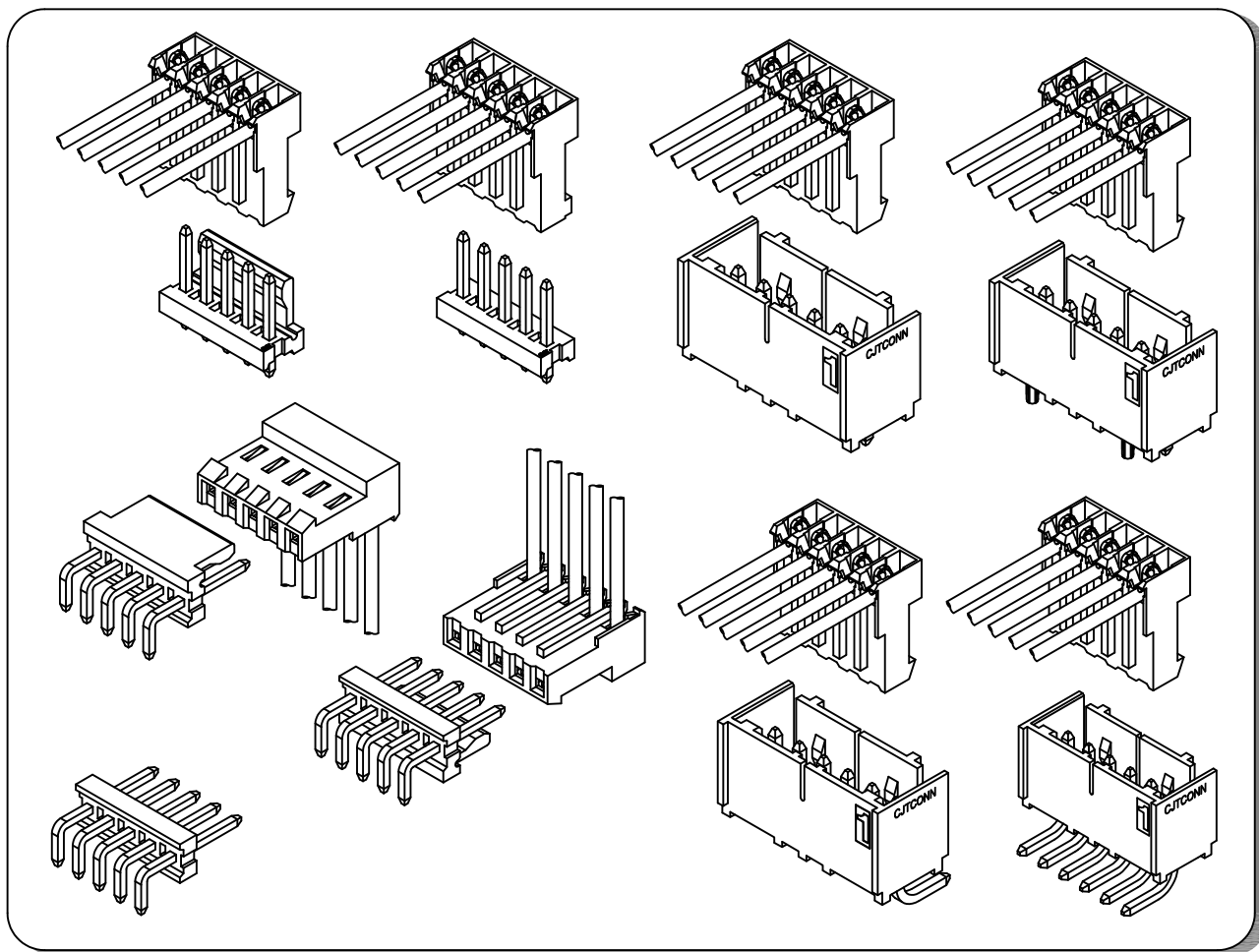
1. Part No.
2. Material:
(blank): Nylon 46, UL94V-0
GWT: Nylon 46, UL94V-0, GWT 750°C
3. Finish:
(Blank): Brass/Tin over Nickel
G: Brass/Gold over Nickel(1u")
G30: Brass/Gold over Nickel(30u")

Ordering Information & Dimensions:

PART NO.	Dimensions	
	A	B
2P	2.54	7.21
3P	5.08	9.75
4P	7.62	12.29
5P	10.16	14.83
6P	12.70	17.37
7P	15.24	19.91
8P	17.78	22.45
9P	20.32	24.99
10P	22.86	27.53
11P	25.40	30.07
12P	27.94	32.61
13P	30.48	35.15
14P	33.02	37.69
15P	35.56	40.23
16P	38.10	42.77
17P	40.64	45.31
18P	43.18	47.85
19P	45.72	50.39
20P	48.26	52.93
21P	50.80	55.47
22P	53.34	58.01
23P	55.88	60.55
24P	58.42	63.09

Unit: mm





Specifications

Current rating:7A AC,DC

Voltage rating:600V AC,DC

Temperature range:-40°C~+105°C

Contact resistance:10mΩMax.

Insulation resistance:1000MΩMin.

Withstanding voltage:1500V AC/minute

Compliant with RoHS and REACH

Meet the HF/Halogen Free,GWT/Glow wire Test (IEC60335-1) request,need to customize

Contact CJT for details

Standards

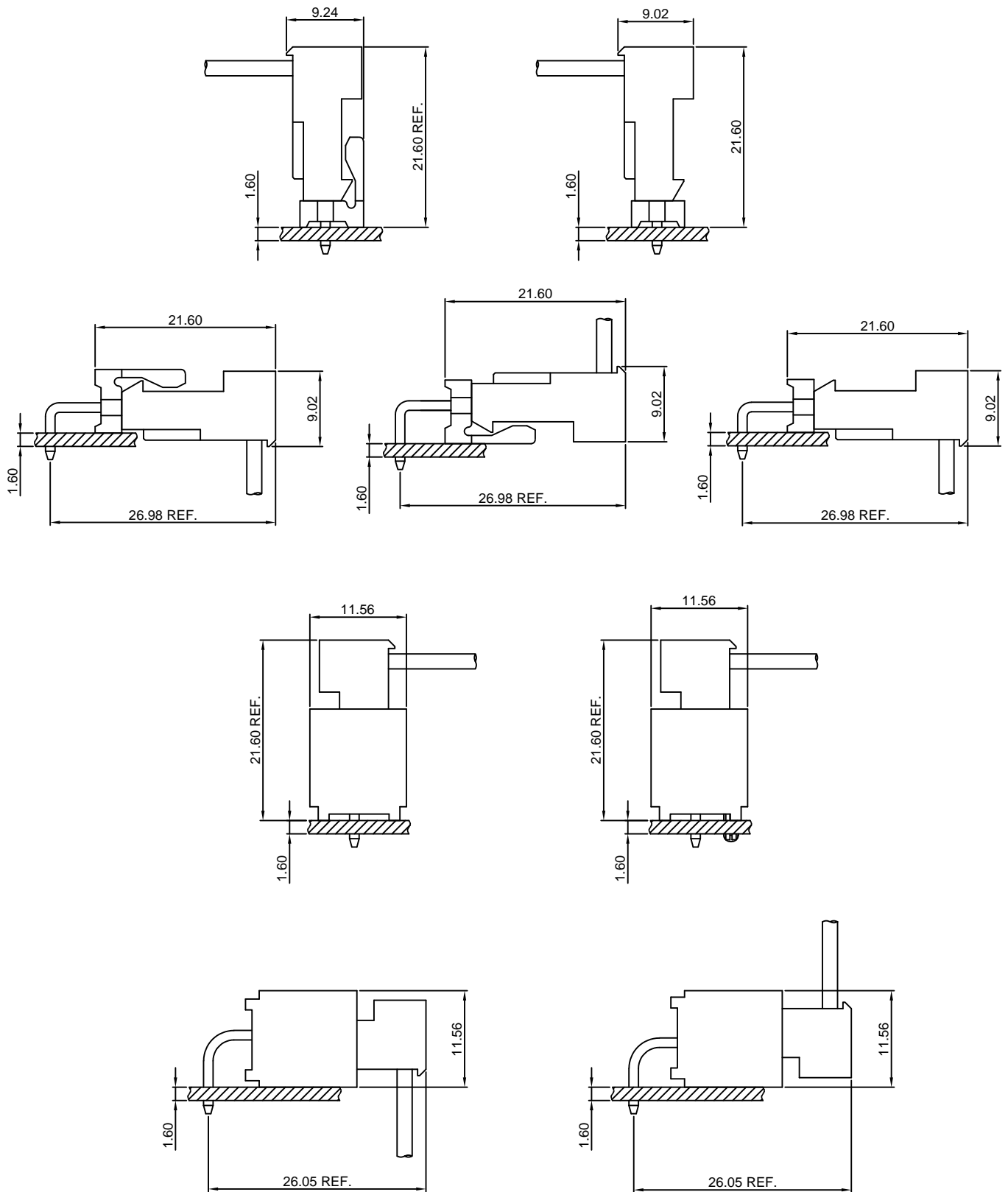


E326732



E326732

Assembly layout



D3961H-XP

3.96mm IDC Closed End Type

Reference Informations:

*Material:

Terminal: Phosphor bronze

Housing: Nylon 66, UL94V-2 or UL94V-0

*Mates with CJT D3961WV, WR-XP(-A), D3961WR-XP-2(-A), D3961WV-XP-H(-A), D3961WVD, WRD-XP, D3961WVD-F-XP, D3961WRD-XP-2 series Wafer and D3961L-XP series Covers

Ordering Information:

D3961H-XP - ** - **
1 2 3

1: Part No.

2: Material:

OR-Orange=18 AWG(UL94V-2)

YL-Yellow=20 AWG(UL94V-2)

RD-Red=22 AWG(UL94V-2)

WH-White=24 AWG(UL94V-2)

BL-Blue=26 AWG(UL94V-2)

BK-18-Black=18 AWG(UL94V-0)

BK-20-Black=20 AWG(UL94V-0)

BK-22-Black=22 AWG(UL94V-0)

BK-24-Black=24 AWG(UL94V-0)

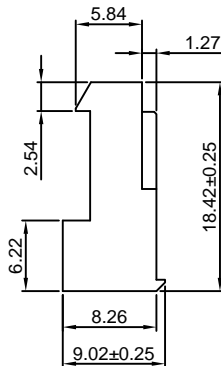
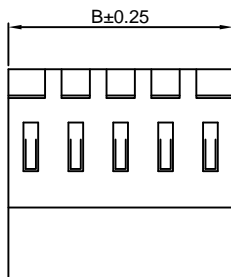
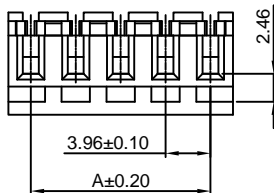
BK-26-Black=26 AWG(UL94V-0)

3: Plating Code:

(Blank)-Phosphor bronze/Tin over Nickel

GP-Phosphor bronze/Gold over Nickel

(Optional Gold plating available but MOQ requested)



Ordering Information & Dimensions:

PART NO.	Dimensions	
	A	B
2P	3.96	7.92
3P	7.92	11.88
4P	11.88	15.84
5P	15.84	19.80
6P	19.80	23.76
7P	23.76	27.72
8P	27.72	31.68
9P	31.68	35.64
10P	35.64	39.60
11P	39.60	43.56
12P	43.56	47.52
13P	47.52	51.48
14P	51.48	55.44
15P	55.44	59.40
16P	59.40	63.36
17P	63.36	67.32
18P	67.32	71.28
19P	71.28	75.24
20P	75.24	79.20
21P	79.20	83.16
22P	83.16	87.12
23P	87.12	91.08
24P	91.08	95.04

Unit: mm

D3961HA-XP

3.96mm IDC Closed End Type

Reference Informations:

*Material:

Terminal: Phosphor bronze

Housing: Nylon 66, UL94V-2 or UL94V-0

*Mates with CJT D3961WV, WR-XP(-A), D3961WR-XP-2(-A), D3961WV-XP-H(-A), D3961WVD, WRD-XP, D3961WVD-F-XP, D3961WRD-XP-2 series Wafer and D3961L-XP series Covers

Ordering Information:

D3961HA-XP - ** - **
1 2 3

1: Part No.

2: Material:

OR-Orange=18 AWG(UL94V-2)

YL-Yellow=20 AWG(UL94V-2)

RD-Red=22 AWG(UL94V-2)

WH-White=24 AWG(UL94V-2)

BL-Blue=26 AWG(UL94V-2)

BK-18-Black=18 AWG(UL94V-0)

BK-20-Black=20 AWG(UL94V-0)

BK-22-Black=22 AWG(UL94V-0)

BK-24-Black=24 AWG(UL94V-0)

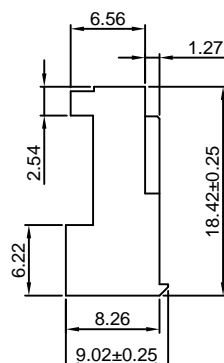
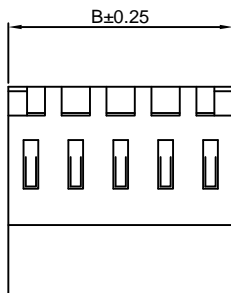
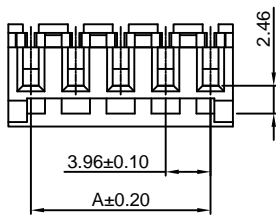
BK-26-Black=26 AWG(UL94V-0)

3: Plating Code:

(Blank)-Phosphor bronze/Tin over Nickel

GP-Phosphor bronze/Gold over Nickel

(Optional Gold plating available but MOQ requested)



Ordering Information & Dimensions:

PART NO.	Dimensions	
	A	B
2P	3.96	7.92
3P	7.92	11.88
4P	11.88	15.84
5P	15.84	19.80
6P	19.80	23.76
7P	23.76	27.72
8P	27.72	31.68
9P	31.68	35.64
10P	35.64	39.60
11P	39.60	43.56
12P	43.56	47.52
13P	47.52	51.48
14P	51.48	55.44
15P	55.44	59.40
16P	59.40	63.36
17P	63.36	67.32
18P	67.32	71.28
19P	71.28	75.24
20P	75.24	79.20
21P	79.20	83.16
22P	83.16	87.12
23P	87.12	91.08
24P	91.08	95.04

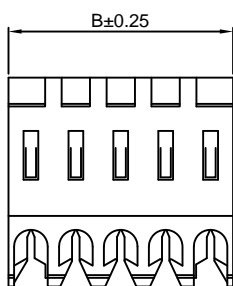
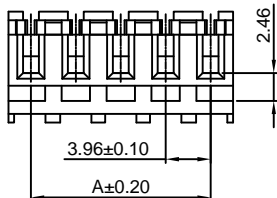
Unit: mm

D3961HB-XP

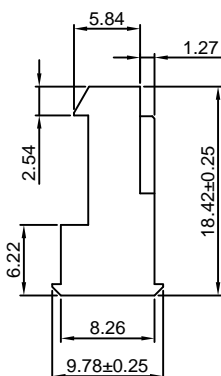
3.96mm IDC Feed-Thru Connector

Reference Informations:

- *Material:
 - Terminal: Phosphor bronze
 - Housing: Nylon 66, UL94V-2 or UL94V-0
- *Mates with CJT D3961WV, WR-XP(-A), D3961WR-XP-2(-A), D3961WV-XP-H(-A), D3961WVD, WRD-XP, D3961WVD-F-XP, D3961WRD-XP-2 series Wafer and D3961C-XP series Covers



- Ordering Information:
 D3961HB-XP - ** - **
 1 2 3
- 1: Part No.
 2: Material:
 OR-Orange=18 AWG(UL94V-2)
 YL-Yellow=20 AWG(UL94V-2)
 RD-Red=22 AWG(UL94V-2)
 WH-White=24 AWG(UL94V-2)
 BL-Blue=26 AWG(UL94V-2)
 BK-18-Black=18 AWG(UL94V-0)
 BK-20-Black=20 AWG(UL94V-0)
 BK-22-Black=22 AWG(UL94V-0)
 BK-24-Black=24 AWG(UL94V-0)
 BK-26-Black=26 AWG(UL94V-0)
- 3: Plating Code:
 (Blank)-Phosphor bronze/Tin over Nickel
 GP-Phosphor bronze/Gold over Nickel
 (Optional Gold plating available but MOQ requested)



Ordering Information & Dimensions:

PART NO.	Dimensions	
	A	B
2P	3.96	7.92
3P	7.92	11.88
4P	11.88	15.84
5P	15.84	19.80
6P	19.80	23.76
7P	23.76	27.72
8P	27.72	31.68
9P	31.68	35.64
10P	35.64	39.60
11P	39.60	43.56
12P	43.56	47.52
13P	47.52	51.48
14P	51.48	55.44
15P	55.44	59.40
16P	59.40	63.36
17P	63.36	67.32
18P	67.32	71.28
19P	71.28	75.24
20P	75.24	79.20
21P	79.20	83.16
22P	83.16	87.12
23P	87.12	91.08
24P	91.08	95.04


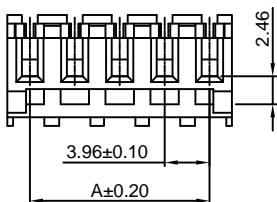
Unit: mm

D3961HC-XP

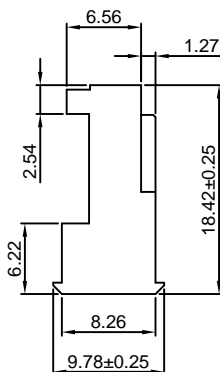
3.96mm IDC Feed-Thru Connector

Reference Informations:

- *Material:
 - Terminal: Phosphor bronze
 - Housing: Nylon 66, UL94V-2 or UL94V-0
- *Mates with CJT D3961WV, WR-XP(-A), D3961WR-XP-2(-A), D3961WV-XP-H(-A), D3961WVD, WRD-XP, D3961WVD-F-XP, D3961WRD-XP-2 series Wafer and D3961C-XP series Covers



- Ordering Information:
 D3961HC-XP - ** - **
 1 2 3
- 1: Part No.
 2: Material:
 OR-Orange=18 AWG(UL94V-2)
 YL-Yellow=20 AWG(UL94V-2)
 RD-Red=22 AWG(UL94V-2)
 WH-White=24 AWG(UL94V-2)
 BL-Blue=26 AWG(UL94V-2)
 BK-18-Black=18 AWG(UL94V-0)
 BK-20-Black=20 AWG(UL94V-0)
 BK-22-Black=22 AWG(UL94V-0)
 BK-24-Black=24 AWG(UL94V-0)
 BK-26-Black=26 AWG(UL94V-0)
- 3: Plating Code:
 (Blank)-Phosphor bronze/Tin over Nickel
 GP-Phosphor bronze/Gold over Nickel
 (Optional Gold plating available but MOQ requested)



Ordering Information & Dimensions:

PART NO.	Dimensions	
	A	B
2P	3.96	7.92
3P	7.92	11.88
4P	11.88	15.84
5P	15.84	19.80
6P	19.80	23.76
7P	23.76	27.72
8P	27.72	31.68
9P	31.68	35.64
10P	35.64	39.60
11P	39.60	43.56
12P	43.56	47.52
13P	47.52	51.48
14P	51.48	55.44
15P	55.44	59.40
16P	59.40	63.36
17P	63.36	67.32
18P	67.32	71.28
19P	71.28	75.24
20P	75.24	79.20
21P	79.20	83.16
22P	83.16	87.12
23P	87.12	91.08
24P	91.08	95.04

Unit: mm

D3961HD-XP

3.96mm IDC Closed End Type

Reference Informations:

*Material:
Terminal: Phosphor bronze
Housing: Nylon 66, UL94V-2 or UL94V-0
*Mates with CJT D3961WVA, WRA, WRB-XP(-A), D3961WVA-XP-H(-A) series Wafer and D3961L-XP series Covers

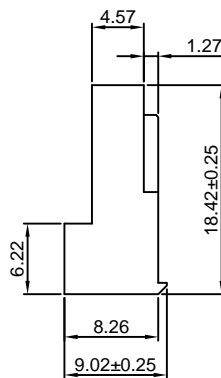
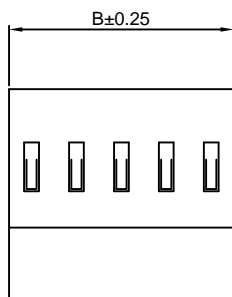
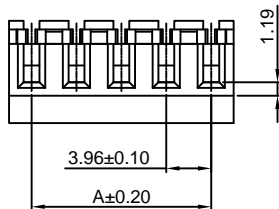
Ordering Information:
D3961HD-XP - ** - **
1 2 3

1: Part No.
2: Material:
OR-Orange=18 AWG(UL94V-2)
YL-Yellow=20 AWG(UL94V-2)
RD-Red=22 AWG(UL94V-2)
WH-White=24 AWG(UL94V-2)
BL-Blue=26 AWG(UL94V-2)
BK-18-Black=18 AWG(UL94V-0)
BK-20-Black=20 AWG(UL94V-0)
BK-22-Black=22 AWG(UL94V-0)
BK-24-Black=24 AWG(UL94V-0)
BK-26-Black=26 AWG(UL94V-0)
3: Plating Code:
(Blank)-Phosphor bronze/Tin over Nickel
GP-Phosphor bronze/Gold over Nickel
(Optional Gold plating available but MOQ requested)

Ordering Information & Dimensions:

PART NO.	Dimensions	
	A	B
2P	3.96	7.92
3P	7.92	11.88
4P	11.88	15.84
5P	15.84	19.80
6P	19.80	23.76
7P	23.76	27.72
8P	27.72	31.68
9P	31.68	35.64
10P	35.64	39.60
11P	39.60	43.56
12P	43.56	47.52
13P	47.52	51.48
14P	51.48	55.44
15P	55.44	59.40
16P	59.40	63.36
17P	63.36	67.32
18P	67.32	71.28
19P	71.28	75.24
20P	75.24	79.20
21P	79.20	83.16
22P	83.16	87.12
23P	87.12	91.08
24P	91.08	95.04

Unit: mm



D3961HE-XP

3.96mm IDC Closed End Type

Reference Informations:

*Material:
Terminal: Phosphor bronze
Housing: Nylon 66, UL94V-2 or UL94V-0
*Mates with CJT D3961WV, WR-XP(-A), D3961WR-XP-2(-A), D3961WV-XP-H(-A), D3961WVD, WRD-XP, D3961WVD-F-XP, D3961WRD-XP-2 series Wafer and D3961L-XP series Covers

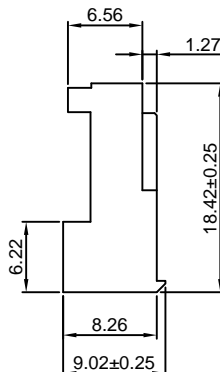
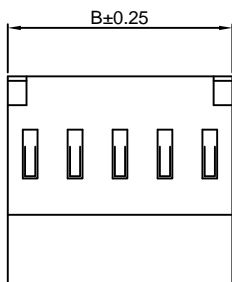
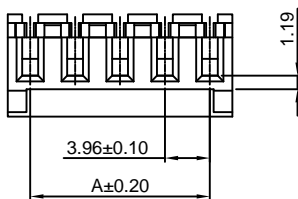
Ordering Information:
D3961HE-XP - ** - **
1 2 3

1: Part No.
2: Material:
OR-Orange=18 AWG(UL94V-2)
YL-Yellow=20 AWG(UL94V-2)
RD-Red=22 AWG(UL94V-2)
WH-White=24 AWG(UL94V-2)
BL-Blue=26 AWG(UL94V-2)
BK-18-Black=18 AWG(UL94V-0)
BK-20-Black=20 AWG(UL94V-0)
BK-22-Black=22 AWG(UL94V-0)
BK-24-Black=24 AWG(UL94V-0)
BK-26-Black=26 AWG(UL94V-0)
3: Plating Code:
(Blank)-Phosphor bronze/Tin over Nickel
GP-Phosphor bronze/Gold over Nickel
(Optional Gold plating available but MOQ requested)

Ordering Information & Dimensions:

PART NO.	Dimensions	
	A	B
2P	3.96	7.92
3P	7.92	11.88
4P	11.88	15.84
5P	15.84	19.80
6P	19.80	23.76
7P	23.76	27.72
8P	27.72	31.68
9P	31.68	35.64
10P	35.64	39.60
11P	39.60	43.56
12P	43.56	47.52
13P	47.52	51.48
14P	51.48	55.44
15P	55.44	59.40
16P	59.40	63.36
17P	63.36	67.32
18P	67.32	71.28
19P	71.28	75.24
20P	75.24	79.20
21P	79.20	83.16
22P	83.16	87.12
23P	87.12	91.08
24P	91.08	95.04

Unit: mm



D3961HF-XP

3.96mm IDC Feed-Thru Connector

Reference Informations:

*Material:

Terminal: Phosphor bronze
Housing: Nylon 66, UL94V-2 or UL94V-0

*Mates with CJT D3961WVA, WRA, WRB-XP(-A), D3961WVA-XP-H(-A) series Wafer and D3961C-XP series Covers

Ordering Information:

D3961HF-XP - ** - **
1 2 3

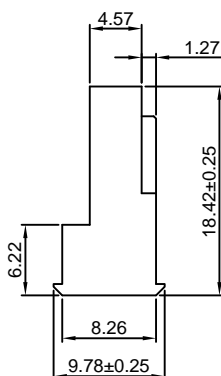
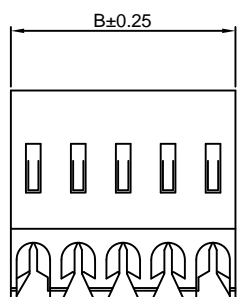
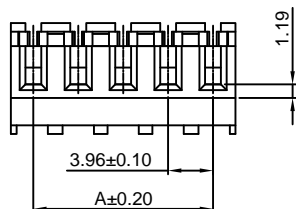
1: Part No.

2: Material:

OR-Orange=18 AWG(UL94V-2)
YL-Yellow=20 AWG(UL94V-2)
RD-Red=22 AWG(UL94V-2)
WH-White=24 AWG(UL94V-2)
BL-Blue=26 AWG(UL94V-2)
BK-18-Black=18 AWG(UL94V-0)
BK-20-Black=20 AWG(UL94V-0)
BK-22-Black=22 AWG(UL94V-0)
BK-24-Black=24 AWG(UL94V-0)
BK-26-Black=26 AWG(UL94V-0)

3: Plating Code:

(Blank)-Phosphor bronze/Tin over Nickel
GP-Phosphor bronze/Gold over Nickel
(Optional Gold plating available but MOQ requested)



Ordering Information & Dimensions:

PART NO.	Dimensions	
	A	B
2P	3.96	7.92
3P	7.92	11.88
4P	11.88	15.84
5P	15.84	19.80
6P	19.80	23.76
7P	23.76	27.72
8P	27.72	31.68
9P	31.68	35.64
10P	35.64	39.60
11P	39.60	43.56
12P	43.56	47.52
13P	47.52	51.48
14P	51.48	55.44
15P	55.44	59.40
16P	59.40	63.36
17P	63.36	67.32
18P	67.32	71.28
19P	71.28	75.24
20P	75.24	79.20
21P	79.20	83.16
22P	83.16	87.12
23P	87.12	91.08
24P	91.08	95.04

Unit: mm

D3961HG-XP

3.96mm IDC Feed-Thru Connector

Reference Informations:

*Material:

Terminal: Phosphor bronze
Housing: Nylon 66, UL94V-2 or UL94V-0

*Mates with CJT D3961WV, WR-XP(-A), D3961WR-XP-2(-A), D3961WV-XP-H(-A), D3961WVD, WRD-XP, D3961WVD-F-XP, D3961WRD-XP-2 series Wafer and D3961C-XP series Covers

Ordering Information:

D3961HG-XP - ** - **
1 2 3

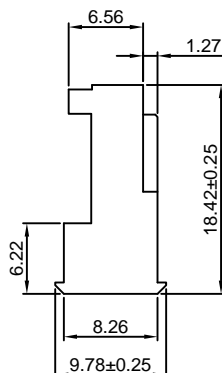
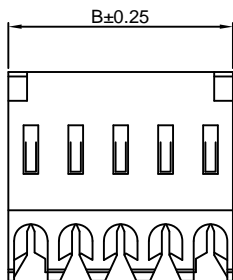
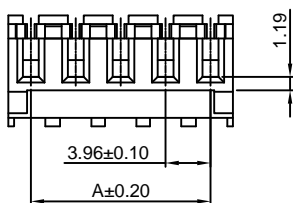
1: Part No.

2: Material:

OR-Orange=18 AWG(UL94V-2)
YL-Yellow=20 AWG(UL94V-2)
RD-Red=22 AWG(UL94V-2)
WH-White=24 AWG(UL94V-2)
BL-Blue=26 AWG(UL94V-2)
BK-18-Black=18 AWG(UL94V-0)
BK-20-Black=20 AWG(UL94V-0)
BK-22-Black=22 AWG(UL94V-0)
BK-24-Black=24 AWG(UL94V-0)
BK-26-Black=26 AWG(UL94V-0)

3: Plating Code:

(Blank)-Phosphor bronze/Tin over Nickel
GP-Phosphor bronze/Gold over Nickel
(Optional Gold plating available but MOQ requested)



Ordering Information & Dimensions:

PART NO.	Dimensions	
	A	B
2P	3.96	7.92
3P	7.92	11.88
4P	11.88	15.84
5P	15.84	19.80
6P	19.80	23.76
7P	23.76	27.72
8P	27.72	31.68
9P	31.68	35.64
10P	35.64	39.60
11P	39.60	43.56
12P	43.56	47.52
13P	47.52	51.48
14P	51.48	55.44
15P	55.44	59.40
16P	59.40	63.36
17P	63.36	67.32
18P	67.32	71.28
19P	71.28	75.24
20P	75.24	79.20
21P	79.20	83.16
22P	83.16	87.12
23P	87.12	91.08
24P	91.08	95.04

Unit: mm

D3961HH-XP

3.96mm IDC Closed End Type

Reference Informations:

*Material:

Terminal: Phosphor bronze

Housing: Nylon 66, UL94V-2 or UL94V-0

*Mates with CJT D3961WV, WR-XP(-A), D3961WR-XP-2(-A), D3961WV-XP-H(-A), D3961WVD, WRD-XP, D3961WVD-F-XP, D3961WRD-XP-2 series Wafer and D3961L-XP series Covers

Ordering Information:

D3961HH-XP - ^{**}/₁ - ^{**}/₂ - ^{**}/₃

1: Part No.

2: Wire Range and Material:

2-22 AWG(UL94V-2)

4-24 AWG(UL94V-2)

6-26 AWG(UL94V-2)

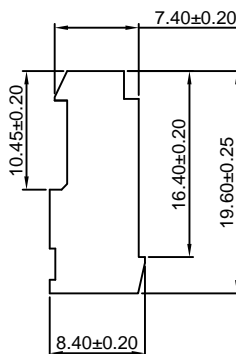
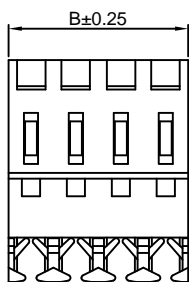
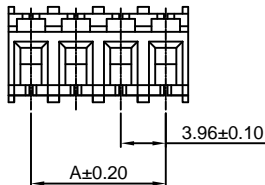
8-28 AWG(UL94V-2)

3: Plating Code:

(Blank)-Phosphor bronze/Tin over Nickel

GP-Phosphor bronze/Gold over Nickel

(Optional Gold plating available but MOQ requested)



Ordering Information & Dimensions:

PART NO.	Dimensions	
	A	B
2P	3.96	7.92
3P	7.92	11.88
4P	11.88	15.84
5P	15.84	19.80
6P	19.80	23.76
7P	23.76	27.72
8P	27.72	31.68
9P	31.68	35.64
10P	35.64	39.60
11P	39.60	43.56
12P	43.56	47.52
13P	47.52	51.48
14P	51.48	55.44
15P	55.44	59.40
16P	59.40	63.36
17P	63.36	67.32
18P	67.32	71.28
19P	71.28	75.24
20P	75.24	79.20

Unit: mm

D3961HI-XP

3.96mm IDC Closed End Type

Reference Informations:

*Material:

Terminal: Phosphor bronze

Housing: Nylon 66, UL94V-2 or UL94V-0

*Mates with CJT D3961WV, WR-XP(-A), D3961WR-XP-2(-A), D3961WV-XP-H(-A), D3961WVD, WRD-XP, D3961WVD-F-XP, D3961WRD-XP-2 series Wafer and D3961L-XP series Covers

Ordering Information:

D3961HI-XP - ^{**}/₁ - ^{**}/₂ - ^{**}/₃

1: Part No.

2: Wire Range and Material:

2-22 AWG(UL94V-2)

4-24 AWG(UL94V-2)

6-26 AWG(UL94V-2)

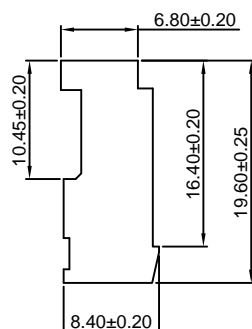
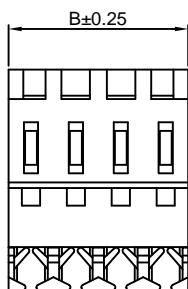
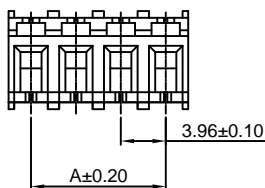
8-28 AWG(UL94V-2)

3: Plating Code:

(Blank)-Phosphor bronze/Tin over Nickel

GP-Phosphor bronze/Gold over Nickel

(Optional Gold plating available but MOQ requested)



Ordering Information & Dimensions:

PART NO.	Dimensions	
	A	B
2P	3.96	7.92
3P	7.92	11.88
4P	11.88	15.84
5P	15.84	19.80
6P	19.80	23.76
7P	23.76	27.72
8P	27.72	31.68
9P	31.68	35.64
10P	35.64	39.60
11P	39.60	43.56
12P	43.56	47.52
13P	47.52	51.48
14P	51.48	55.44
15P	55.44	59.40
16P	59.40	63.36
17P	63.36	67.32
18P	67.32	71.28
19P	71.28	75.24
20P	75.24	79.20

Unit: mm

D3961HJ-XP

3.96mm IDC Feed-Thru Connector

Reference Informations:

*Material:

Terminal: Phosphor bronze

Housing: Nylon 66, UL94V-2 or UL94V-0

*Mates with CJT D3961WV, WR-XP(-A), D3961WR-XP-2(-A), D3961WV-XP-H(-A), D3961WVD, WRD-XP, D3961WVD-F-XP, D3961WRD-XP-2 series Wafer and D3961C-XP series Covers

Ordering Information:

D3961HJ-XP - ** - **
1 2 3

1: Part No.

2: Wire Range and Material:

2-22 AWG(UL94V-2)

4-24 AWG(UL94V-2)

6-26 AWG(UL94V-2)

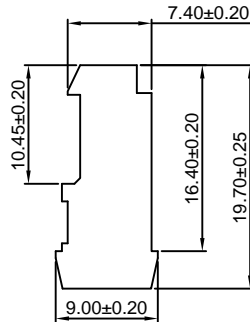
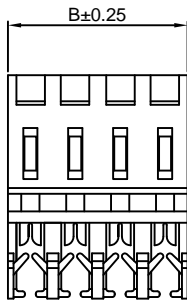
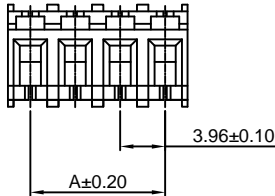
8-28 AWG(UL94V-2)

3: Plating Code:

(Blank)-Phosphor bronze/Tin over Nickel

GP-Phosphor bronze/Gold over Nickel

(Optional Gold plating available but MOQ requested)



Ordering Information & Dimensions:

PART NO.	Dimensions	
	A	B
2P	3.96	7.92
3P	7.92	11.88
4P	11.88	15.84
5P	15.84	19.80
6P	19.80	23.76
7P	23.76	27.72
8P	27.72	31.68
9P	31.68	35.64
10P	35.64	39.60
11P	39.60	43.56
12P	43.56	47.52
13P	47.52	51.48
14P	51.48	55.44
15P	55.44	59.40
16P	59.40	63.36
17P	63.36	67.32
18P	67.32	71.28
19P	71.28	75.24
20P	75.24	79.20

Unit: mm

D3961HK-XP

3.96mm IDC Feed-Thru Connector

Reference Informations:

*Material:

Terminal: Phosphor bronze

Housing: Nylon 66, UL94V-2 or UL94V-0

*Mates with CJT D3961WV, WR-XP(-A), D3961WR-XP-2(-A), D3961WV-XP-H(-A), D3961WVD, WRD-XP, D3961WVD-F-XP, D3961WRD-XP-2 series Wafer and D3961C-XP series Covers

Ordering Information:

D3961HK-XP - ** - **
1 2 3

1: Part No.

2: Wire Range and Material:

2-22 AWG(UL94V-2)

4-24 AWG(UL94V-2)

6-26 AWG(UL94V-2)

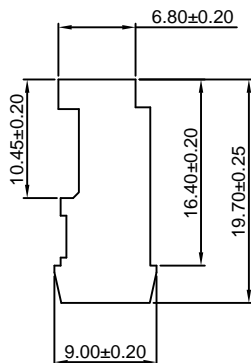
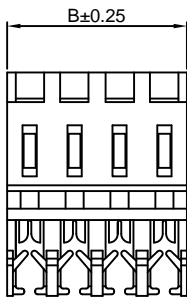
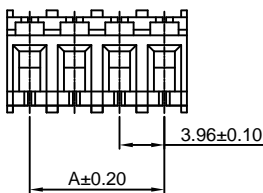
8-28 AWG(UL94V-2)

3: Plating Code:

(Blank)-Phosphor bronze/Tin over Nickel

GP-Phosphor bronze/Gold over Nickel

(Optional Gold plating available but MOQ requested)



Ordering Information & Dimensions:

PART NO.	Dimensions	
	A	B
2P	3.96	7.92
3P	7.92	11.88
4P	11.88	15.84
5P	15.84	19.80
6P	19.80	23.76
7P	23.76	27.72
8P	27.72	31.68
9P	31.68	35.64
10P	35.64	39.60
11P	39.60	43.56
12P	43.56	47.52
13P	47.52	51.48
14P	51.48	55.44
15P	55.44	59.40
16P	59.40	63.36
17P	63.36	67.32
18P	67.32	71.28
19P	71.28	75.24
20P	75.24	79.20

Unit: mm

D3961C-XP

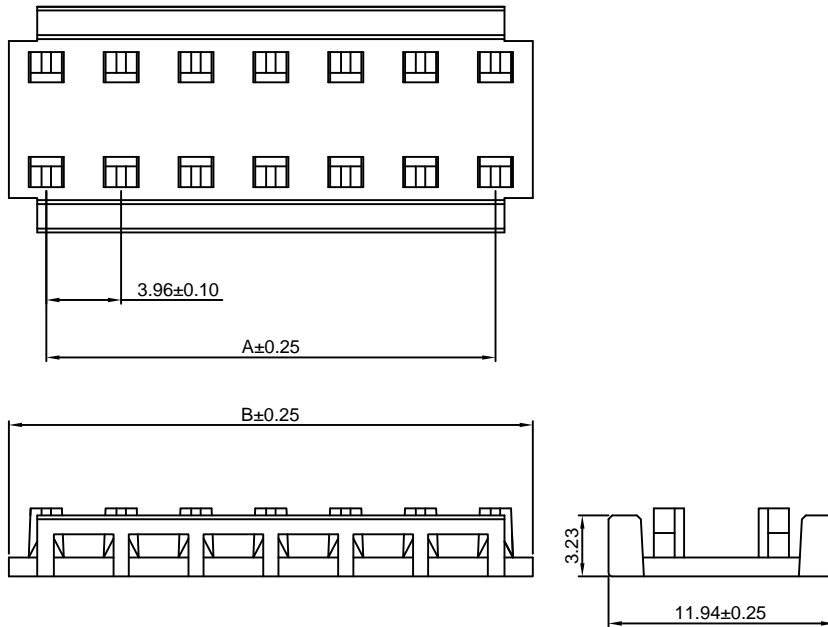
3.96mm Feed-Thru Strain Relief Covers

Reference Informations:

- *Material:Nylon 66, UL94V-2
- *Mates with CJT D3961HB,HC, HF,HG,HJ,HK-XP series Housing
- *Color:Natural(White)

Ordering Information:

- D3961C-XP - ***
 1 2
- 1.Part No.
 - 2.Material:
 (blank):Nylon 66,UL94V-2
GWT:Nylon 66,UL94V-0,GWT 750°C



Ordering Information & Dimensions:

PART NO.	Dimensions	
	A	B
2P	3.96	7.92
3P	7.92	11.88
4P	11.88	15.84
5P	15.84	19.80
6P	19.80	23.76
7P	23.76	27.72
8P	27.72	31.68
9P	31.68	35.64
10P	35.64	39.60
11P	39.60	43.56
12P	43.56	47.52
13P	47.52	51.48
14P	51.48	55.44
15P	55.44	59.40
16P	59.40	63.36
17P	63.36	67.32
18P	67.32	71.28
19P	71.28	75.24
20P	75.24	79.20
21P	79.20	83.16
22P	83.16	87.12
23P	87.12	91.08
24P	91.08	95.04

Unit: mm

D3961L-XP

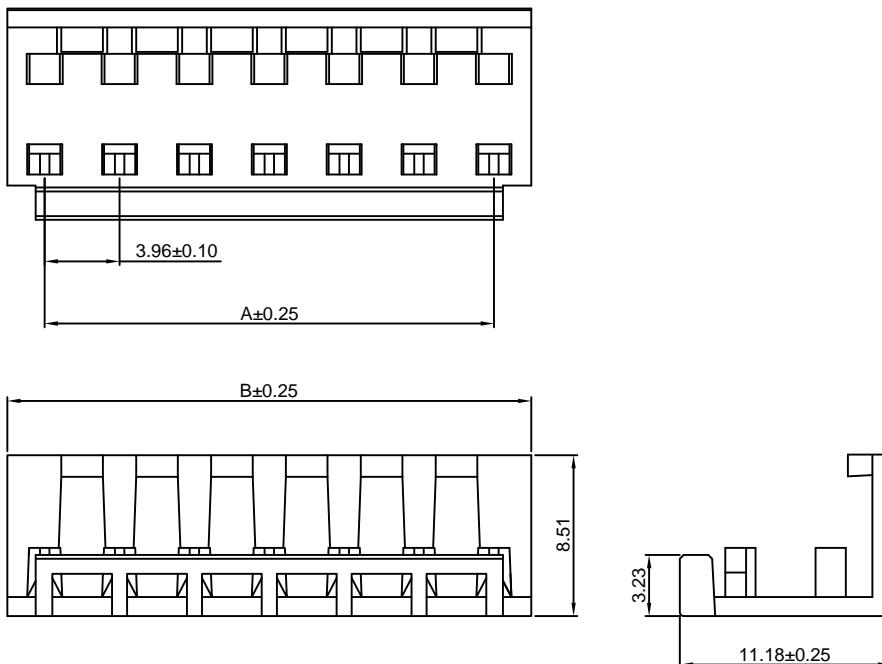
3.96mm IDC Closed End Strain Relief Covers

Reference Informations:

- *Material:Nylon 66, UL94V-2
- *Mates with CJT D3961H,HA,HD, HE,HH,HI-XP series Housing
- *Color:Natural(White)

Ordering Information:

- D3961L-XP - ***
 1 2
- 1.Part No.
 - 2.Material:
 (blank):Nylon 66,UL94V-2
GWT:Nylon 66,UL94V-0,GWT 750°C



Ordering Information & Dimensions:

PART NO.	Dimensions	
	A	B
2P	3.96	7.92
3P	7.92	11.88
4P	11.88	15.84
5P	15.84	19.80
6P	19.80	23.76
7P	23.76	27.72
8P	27.72	31.68
9P	31.68	35.64
10P	35.64	39.60
11P	39.60	43.56
12P	43.56	47.52
13P	47.52	51.48
14P	51.48	55.44
15P	55.44	59.40
16P	59.40	63.36
17P	63.36	67.32
18P	67.32	71.28
19P	71.28	75.24
20P	75.24	79.20
21P	79.20	83.16
22P	83.16	87.12
23P	87.12	91.08
24P	91.08	95.04

Unit: mm

D3961WV-XP

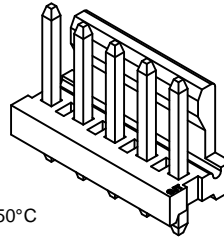
3.96mm pitch 180° Wafer

Reference Informations:

- *Material: Pin: Brass/Tin over Nickel
Insulator: Nylon 66, UL94V-0
- *Mates with CJT D3961H, HA, HB, HC, HE, HG, HH, HI, HJ, HK-XP series Housing
- *Color: Natural

Ordering Information:
D3961WV-XP - * - *** - ***
1 2 3 4

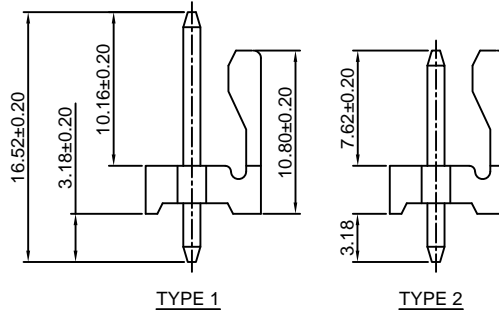
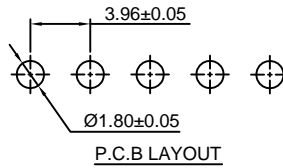
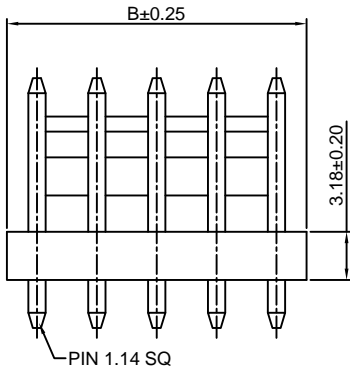
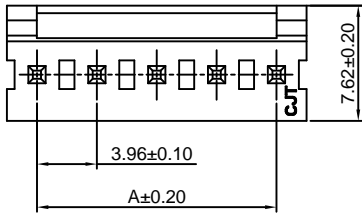
1. Part No.
2. Type:
(Blank): TYPE 1
L: TYPE 2
3. Material:
(blank): Nylon 66, UL94V-0
GWT: Nylon 66, UL94V-0, GWT 750°C
4. Finish:
(blank): Tin over Nickel
G: Gold-flash
G30: 30µin (0.76µm) MIN. Select Gold (Mating Area)
100µin (2.54µm) MIN. Select Tin



Ordering Information & Dimensions:

PART NO.	Dimensions	
	A	B
2P	3.96	7.92
3P	7.92	11.88
4P	11.88	15.84
5P	15.84	19.80
6P	19.80	23.76
7P	23.76	27.72
8P	27.72	31.68
9P	31.68	35.64
10P	35.64	39.60
11P	39.60	43.56
12P	43.56	47.52
13P	47.52	51.48
14P	51.48	55.44
15P	55.44	59.40
16P	59.40	63.36
17P	63.36	67.32
18P	67.32	71.28
19P	71.28	75.24
20P	75.24	79.20
21P	79.20	83.16
22P	83.16	87.12
23P	87.12	91.08
24P	91.08	95.04

Unit: mm



D3961WV-XP-H

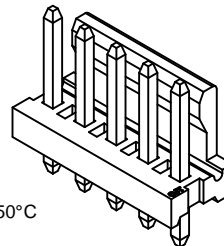
3.96mm pitch 180° Wafer

Reference Informations:

- *Material: Pin: Brass/Tin over Nickel
Insulator: Nylon 66, UL94V-0
- *Mates with CJT D3961H, HA, HB, HC, HE, HG, HH, HI, HJ, HK-XP series Housing
- *Color: Natural

Ordering Information:
D3961WV-XP-H - * - *** - ***
1 2 3 4

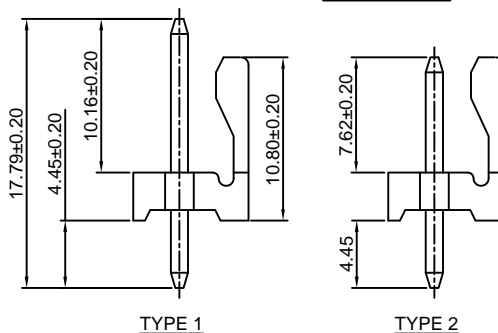
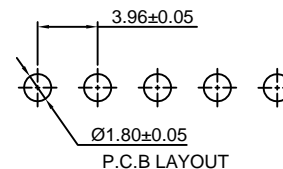
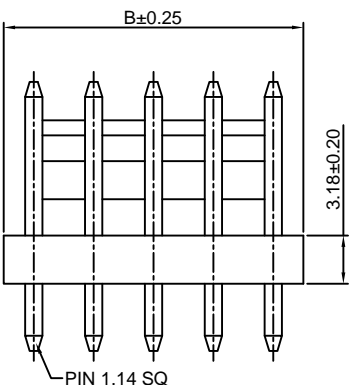
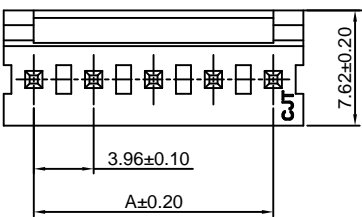
1. Part No.
2. Type:
(Blank): TYPE 1
L: TYPE 2
3. Material:
(blank): Nylon 66, UL94V-0
GWT: Nylon 66, UL94V-0, GWT 750°C
4. Finish:
(blank): Tin over Nickel
G: Gold-flash
G30: 30µin (0.76µm) MIN. Select Gold (Mating Area)
100µin (2.54µm) MIN. Select Tin



Ordering Information & Dimensions:

PART NO.	Dimensions	
	A	B
2P	3.96	7.92
3P	7.92	11.88
4P	11.88	15.84
5P	15.84	19.80
6P	19.80	23.76
7P	23.76	27.72
8P	27.72	31.68
9P	31.68	35.64
10P	35.64	39.60
11P	39.60	43.56
12P	43.56	47.52
13P	47.52	51.48
14P	51.48	55.44
15P	55.44	59.40
16P	59.40	63.36
17P	63.36	67.32
18P	67.32	71.28
19P	71.28	75.24
20P	75.24	79.20
21P	79.20	83.16
22P	83.16	87.12
23P	87.12	91.08
24P	91.08	95.04

Unit: mm



D3961WVA-XP

3.96mm pitch 180° Wafer

Reference Informations:

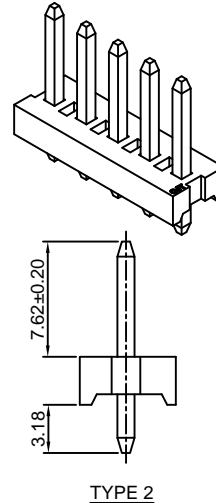
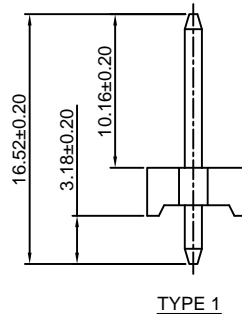
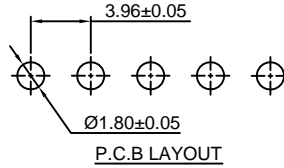
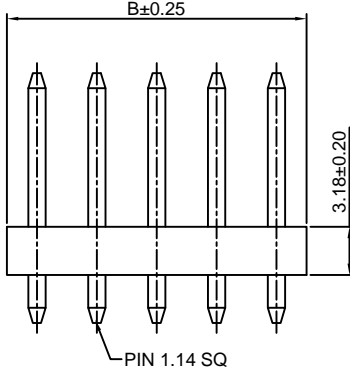
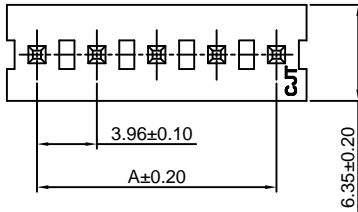
- *Material: Pin: Brass/Tin over Nickel
Insulator: Nylon 66, UL94V-0
- *Mates with CJT D3961HD, HF-XP series Housing
- *Color: Natural

- Ordering Information:
D3961WVA-XP - * - * - * - *
 1 2 3 4
1. Part No.
 2. Type:
(Blank): TYPE 1
L: TYPE 2
 3. Material:
(blank): Nylon 66, UL94V-0
GWT: Nylon 66, UL94V-0, GWT 750°C
 4. Finish:
(blank): Tin over Nickel
G: Gold-flash
G30: 30µin (0.76µm) MIN. Select Gold (Mating Area)
100µin (2.54µm) MIN. Select Tin

Ordering Information & Dimensions:

PART NO.	Dimensions	
	A	B
2P	3.96	7.92
3P	7.92	11.88
4P	11.88	15.84
5P	15.84	19.80
6P	19.80	23.76
7P	23.76	27.72
8P	27.72	31.68
9P	31.68	35.64
10P	35.64	39.60
11P	39.60	43.56
12P	43.56	47.52
13P	47.52	51.48
14P	51.48	55.44
15P	55.44	59.40
16P	59.40	63.36
17P	63.36	67.32
18P	67.32	71.28
19P	71.28	75.24
20P	75.24	79.20
21P	79.20	83.16
22P	83.16	87.12
23P	87.12	91.08
24P	91.08	95.04

Unit: mm



D3961WVA-XP-H

3.96mm pitch 180° Wafer

Reference Informations:

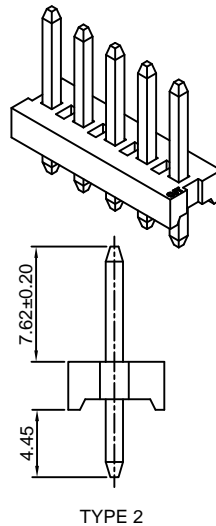
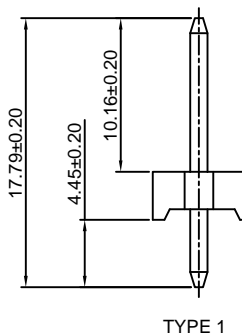
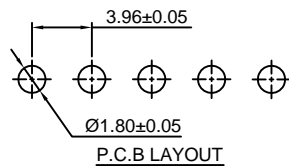
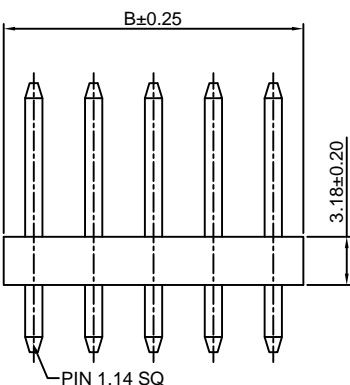
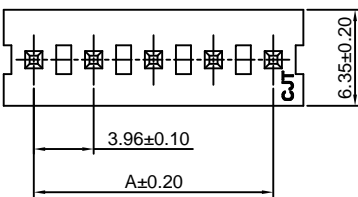
- *Material: Pin: Brass/Tin over Nickel
Insulator: Nylon 66, UL94V-0
- *Mates with CJT D3961HD, HF-XP series Housing
- *Color: Natural

- Ordering Information:
D3961WVA-XP-H - * - * - * - *
 1 2 3 4
1. Part No.
 2. Type:
(Blank): TYPE 1
L: TYPE 2
 3. Material:
(blank): Nylon 66, UL94V-0
GWT: Nylon 66, UL94V-0, GWT 750°C
 4. Finish:
(blank): Tin over Nickel
G: Gold-flash
G30: 30µin (0.76µm) MIN. Select Gold (Mating Area)
100µin (2.54µm) MIN. Select Tin

Ordering Information & Dimensions:

PART NO.	Dimensions	
	A	B
2P	3.96	7.92
3P	7.92	11.88
4P	11.88	15.84
5P	15.84	19.80
6P	19.80	23.76
7P	23.76	27.72
8P	27.72	31.68
9P	31.68	35.64
10P	35.64	39.60
11P	39.60	43.56
12P	43.56	47.52
13P	47.52	51.48
14P	51.48	55.44
15P	55.44	59.40
16P	59.40	63.36
17P	63.36	67.32
18P	67.32	71.28
19P	71.28	75.24
20P	75.24	79.20
21P	79.20	83.16
22P	83.16	87.12
23P	87.12	91.08
24P	91.08	95.04

Unit: mm



D3961WV-XP-A

3.96mm pitch 180° Wafer

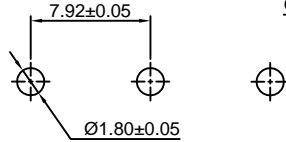
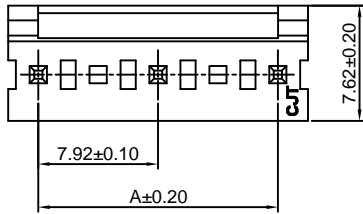
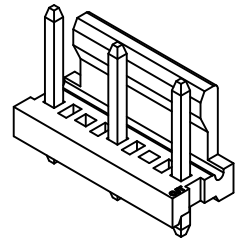
Reference Informations:

- *Material:Pin:Brass/Tin over Nickel
Insulator:Nylon 66,UL94V-0
- *Mates with CJT D3961H,HA,HB,HC,HE,HG,HH,HI,HJ,HK-XP series Housing
- *Color:Natural

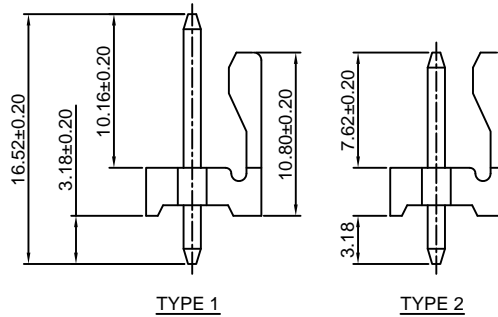
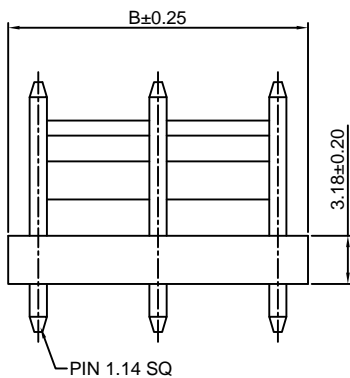
Ordering Information:

D3961WV-XP-A - * - *** - ***
1 2 3 4

- 1.Part No.
- 2.Type:
(Blank):TYPE 1
L:TYPE 2
- 3.Material:
(blank):Nylon 66,UL94V-0
GWT:Nylon 66,UL94V-0,GWT 750°C
- 4.Finish:
(blank):Tin over Nickel
G:Gold-flash
G30:30µm (0.76µm) MIN.Select Gold(Mating Area)
100µm (2.54µm) MIN.Select Tin



P.C.B LAYOUT



TYPE 1

TYPE 2

Ordering Information & Dimensions:

PART NO.	Dimensions	
	A	B
3P	7.92	11.88
5P	15.84	19.80
7P	23.76	27.72
9P	31.68	35.64
11P	39.60	43.56
13P	47.52	51.48
15P	55.44	59.40
17P	63.36	67.32
19P	71.28	75.24
21P	79.20	83.16
23P	87.12	91.08

Unit: mm

D3961WV-XP-H-A

3.96mm pitch 180° Wafer

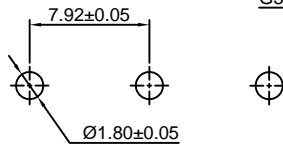
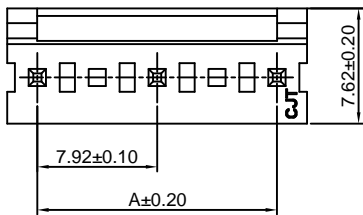
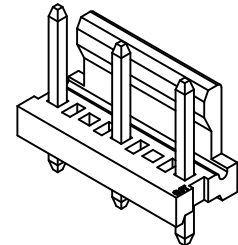
Reference Informations:

- *Material:Pin:Brass/Tin over Nickel
Insulator:Nylon 66,UL94V-0
- *Mates with CJT D3961H,HA,HB,HC,HE,HG,HH,HI,HJ,HK-XP series Housing
- *Color:Natural

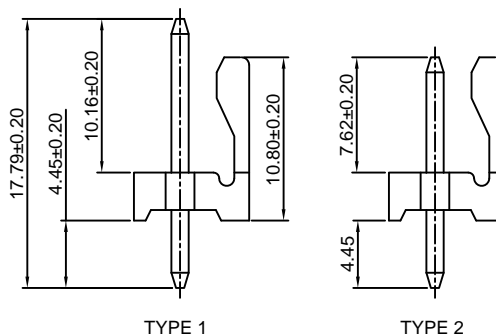
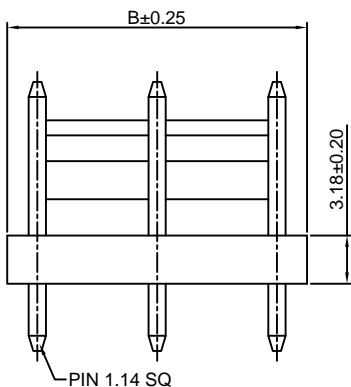
Ordering Information:

D3961WV-XP-H-A - * - *** - ***
1 2 3 4

- 1.Part No.
- 2.Type:
(Blank):TYPE 1
L:TYPE 2
- 3.Material:
(blank):Nylon 66,UL94V-0
GWT:Nylon 66,UL94V-0,GWT 750°C
- 4.Finish:
(blank):Tin over Nickel
G:Gold-flash
G30:30µm (0.76µm) MIN.Select Gold(Mating Area)
100µm (2.54µm) MIN.Select Tin



P.C.B LAYOUT



TYPE 1

TYPE 2

Ordering Information & Dimensions:

PART NO.	Dimensions	
	A	B
3P	7.92	11.88
5P	15.84	19.80
7P	23.76	27.72
9P	31.68	35.64
11P	39.60	43.56
13P	47.52	51.48
15P	55.44	59.40
17P	63.36	67.32
19P	71.28	75.24
21P	79.20	83.16
23P	87.12	91.08

Unit: mm

D3961WVA-XP-A

3.96mm pitch 180° Wafer

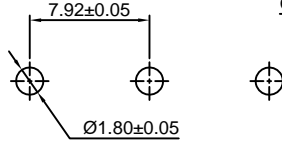
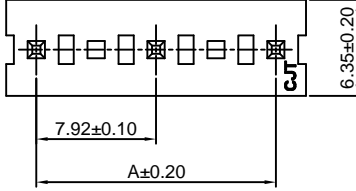
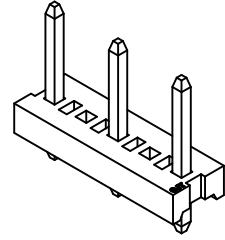
Reference Informations:

- *Material: Pin: Brass/Tin over Nickel
Insulator: Nylon 66, UL94V-0
- *Mates with CJT D3961HD, HF-XP series Housing
- *Color: Natural

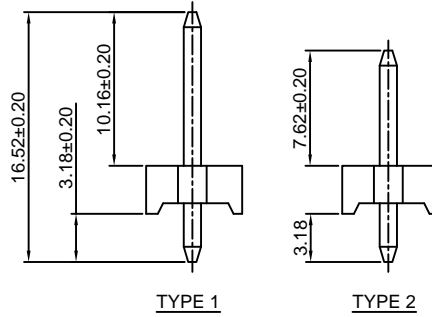
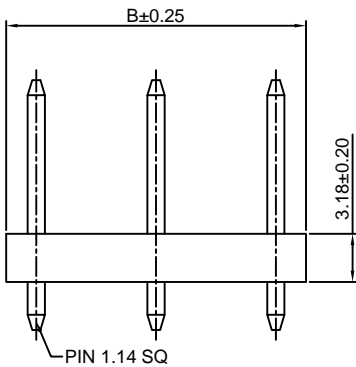
Ordering Information:

D3961WVA-XP-A - * - *** - **
1 2 3 4

1. Part No.
2. Type:
(blank): TYPE 1
L: TYPE 2
3. Material:
(blank): Nylon 66, UL94V-0
GWT: Nylon 66, UL94V-0, GWT 750°C
4. Finish:
(blank): Tin over Nickel
G: Gold-flash
G30: 30µin (0.76µm) MIN. Select Gold (Mating Area)
100µin (2.54µm) MIN. Select Tin



P.C.B LAYOUT



TYPE 1

TYPE 2

Ordering Information & Dimensions:

PART NO.	Dimensions	
	A	B
3P	7.92	11.88
5P	15.84	19.80
7P	23.76	27.72
9P	31.68	35.64
11P	39.60	43.56
13P	47.52	51.48
15P	55.44	59.40
17P	63.36	67.32
19P	71.28	75.24
21P	79.20	83.16
23P	87.12	91.08

Unit: mm

D3961WVA-XP-H-A

3.96mm pitch 180° Wafer

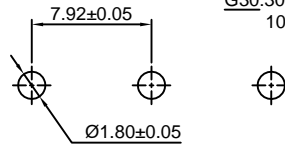
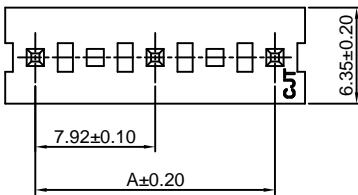
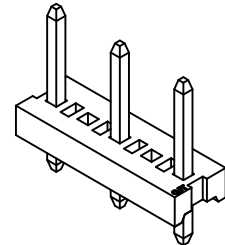
Reference Informations:

- *Material: Pin: Brass/Tin over Nickel
Insulator: Nylon 66, UL94V-0
- *Mates with CJT D3961HD, HF-XP series Housing
- *Color: Natural

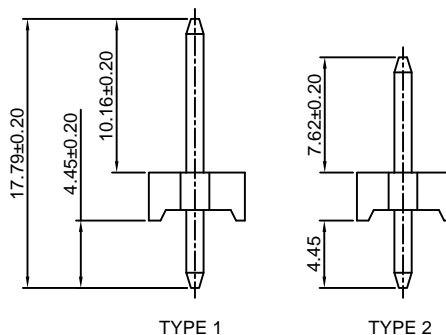
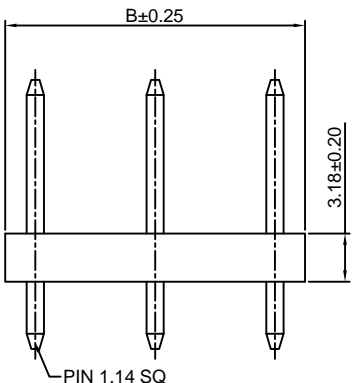
Ordering Information:

D3961WVA-XP-H-A - * - *** - ***
1 2 3 4

1. Part No.
2. Type:
(Blank): TYPE 1
L: TYPE 2
3. Material:
(blank): Nylon 66, UL94V-0
GWT: Nylon 66, UL94V-0, GWT 750°C
4. Finish:
(blank): Tin over Nickel
G: Gold-flash
G30: 30µin (0.76µm) MIN. Select Gold (Mating Area)
100µin (2.54µm) MIN. Select Tin



P.C.B LAYOUT



TYPE 1

TYPE 2

Ordering Information & Dimensions:

PART NO.	Dimensions	
	A	B
3P	7.92	11.88
5P	15.84	19.80
7P	23.76	27.72
9P	31.68	35.64
11P	39.60	43.56
13P	47.52	51.48
15P	55.44	59.40
17P	63.36	67.32
19P	71.28	75.24
21P	79.20	83.16
23P	87.12	91.08

Unit: mm

D3961WR-XP

3.96mm pitch 90° Wafer

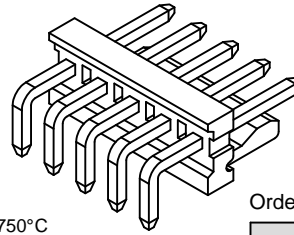
Reference Informations:

- *Material: Pin: Brass/Tin over Nickel
Insulator: Nylon 66, UL94V-0
- *Mates with CJT D3961H, HA, HB, HC, HE, HG, HH, HI, HJ, HK-XP series Housing
- *Color: Natural

Ordering Information:

D3961WR-XP - * - *** - ***
1 2 3 4

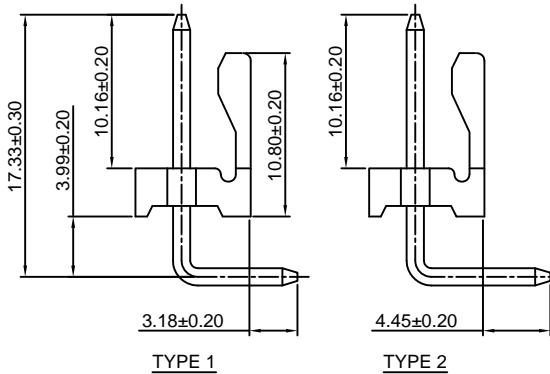
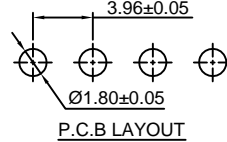
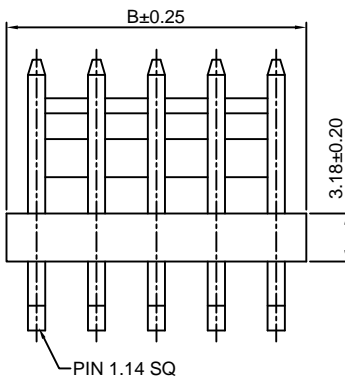
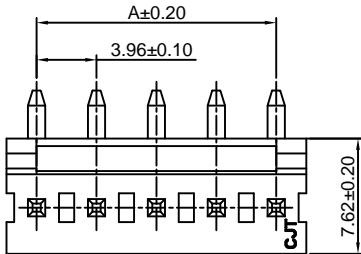
1. Part No.
2. Type:
(Blank): TYPE 1
H: TYPE 2
3. Material:
(blank): Nylon 66, UL94V-0
GWT: Nylon 66, UL94V-0, GWT 750°C
4. Finish:
(blank): Tin over Nickel
G: Gold-flash
G30: 30µin (0.76µm) MIN. Select Gold (Mating Area)
100µin (2.54µm) MIN. Select Tin



Ordering Information & Dimensions:

PART NO.	Dimensions	
	A	B
2P	3.96	7.92
3P	7.92	11.88
4P	11.88	15.84
5P	15.84	19.80
6P	19.80	23.76
7P	23.76	27.72
8P	27.72	31.68
9P	31.68	35.64
10P	35.64	39.60
11P	39.60	43.56
12P	43.56	47.52
13P	47.52	51.48
14P	51.48	55.44
15P	55.44	59.40
16P	59.40	63.36
17P	63.36	67.32
18P	67.32	71.28
19P	71.28	75.24
20P	75.24	79.20
21P	79.20	83.16
22P	83.16	87.12
23P	87.12	91.08
24P	91.08	95.04

Unit: mm



D3961WR-XP-2

3.96mm pitch 90° Wafer

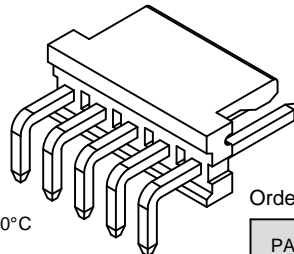
Reference Informations:

- *Material: Pin: Brass/Tin over Nickel
Insulator: Nylon 66, UL94V-0
- *Mates with CJT D3961H, HA, HB, HC, HE, HG, HH, HI, HJ, HK-XP series Housing
- *Color: Natural

Ordering Information:

D3961WR-XP-2 - * - *** - ***
1 2 3 4

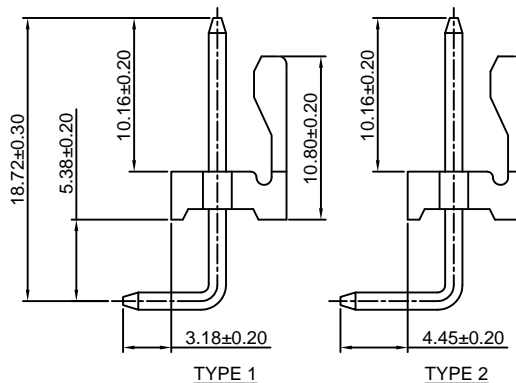
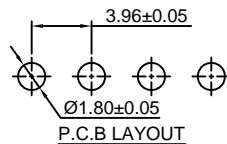
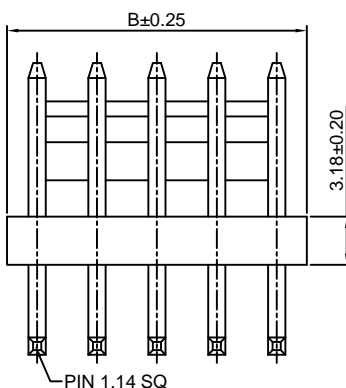
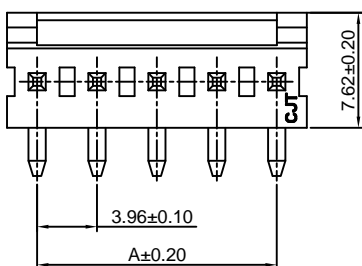
1. Part No.
2. Type:
(Blank): TYPE 1
H: TYPE 2
3. Material:
(blank): Nylon 66, UL94V-0
GWT: Nylon 66, UL94V-0, GWT 750°C
4. Finish:
(blank): Tin over Nickel
G: Gold-flash
G30: 30µin (0.76µm) MIN. Select Gold (Mating Area)
100µin (2.54µm) MIN. Select Tin



Ordering Information & Dimensions:

PART NO.	Dimensions	
	A	B
2P	3.96	7.92
3P	7.92	11.88
4P	11.88	15.84
5P	15.84	19.80
6P	19.80	23.76
7P	23.76	27.72
8P	27.72	31.68
9P	31.68	35.64
10P	35.64	39.60
11P	39.60	43.56
12P	43.56	47.52
13P	47.52	51.48
14P	51.48	55.44
15P	55.44	59.40
16P	59.40	63.36
17P	63.36	67.32
18P	67.32	71.28
19P	71.28	75.24
20P	75.24	79.20
21P	79.20	83.16
22P	83.16	87.12
23P	87.12	91.08
24P	91.08	95.04

Unit: mm



D3961WRA-XP

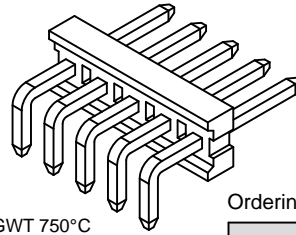
3.96mm pitch 90° Wafer

Reference Informations:

- *Material: Pin: Brass/Tin over Nickel
Insulator: Nylon 66, UL94V-0
- *Mates with CJT D3961HD, HF-XP series Housing
- *Color: Natural

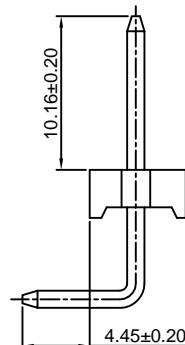
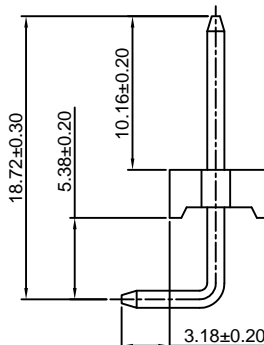
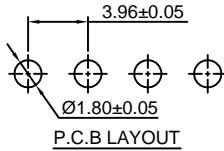
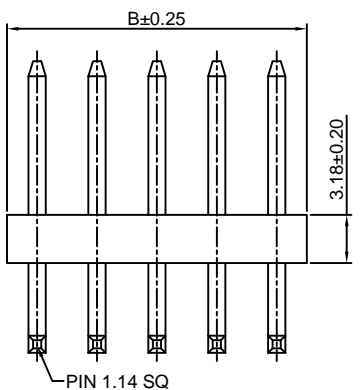
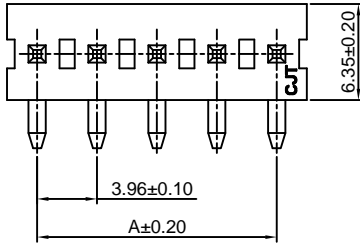
Ordering Information:
D3961WRA-XP - * - *** - ***
1 2 3 4

1. Part No.
2. Type:
(Blank): TYPE 1
H: TYPE 2
3. Material:
(blank): Nylon 66, UL94V-0
GWT: Nylon 66, UL94V-0, GWT 750°C
4. Finish:
(blank): Tin over Nickel
G: Gold-flash
G30: 30µin (0.76µm) MIN. Select Gold (Mating Area)
100µin (2.54µm) MIN. Select Tin



Ordering Information & Dimensions:

PART NO.	Dimensions	
	A	B
2P	3.96	7.92
3P	7.92	11.88
4P	11.88	15.84
5P	15.84	19.80
6P	19.80	23.76
7P	23.76	27.72
8P	27.72	31.68
9P	31.68	35.64
10P	35.64	39.60
11P	39.60	43.56
12P	43.56	47.52
13P	47.52	51.48
14P	51.48	55.44
15P	55.44	59.40
16P	59.40	63.36
17P	63.36	67.32
18P	67.32	71.28
19P	71.28	75.24
20P	75.24	79.20
21P	79.20	83.16
22P	83.16	87.12
23P	87.12	91.08
24P	91.08	95.04



TYPE 1

TYPE 2

Unit: mm

D3961WRA-XP-A

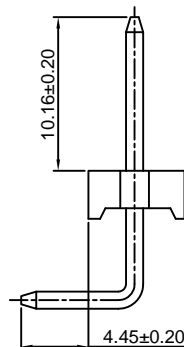
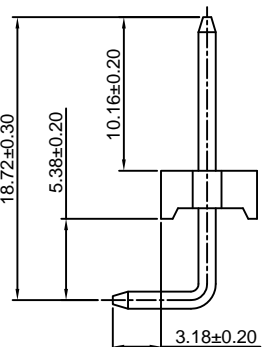
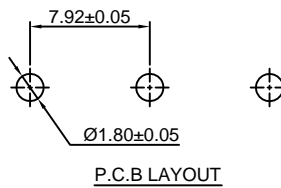
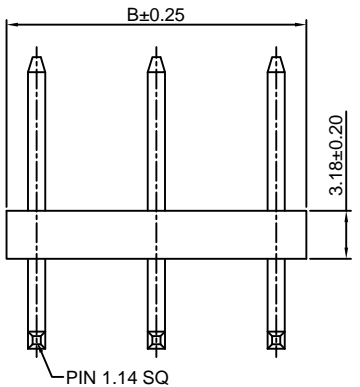
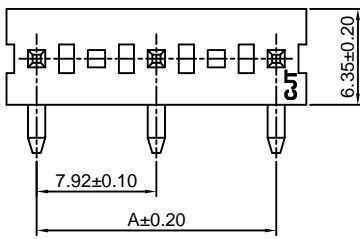
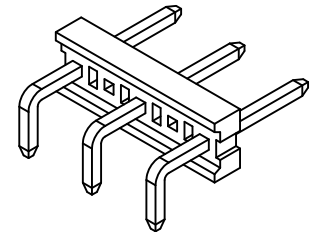
3.96mm pitch 90° Wafer

Reference Informations:

- *Material: Pin: Brass/Tin over Nickel
Insulator: Nylon 66, UL94V-0
- *Mates with CJT D3961HD, HF-XP series Housing
- *Color: Natural

Ordering Information:
D3961WRA-XP-A - * - *** - ***
1 2 3 4

1. Part No.
2. Type:
(Blank): TYPE 1
H: TYPE 2
3. Material:
(blank): Nylon 66, UL94V-0
GWT: Nylon 66, UL94V-0, GWT 750°C
4. Finish:
(blank): Tin over Nickel
G: Gold-flash
G30: 30µin (0.76µm) MIN. Select Gold (Mating Area)
100µin (2.54µm) MIN. Select Tin



TYPE 1

TYPE 2

Ordering Information & Dimensions:

PART NO.	Dimensions	
	A	B
3P	7.92	11.88
5P	15.84	19.80
7P	23.76	27.72
9P	31.68	35.64
11P	39.60	43.56
13P	47.52	51.48
15P	55.44	59.40
17P	63.36	67.32
19P	71.28	75.24
21P	79.20	83.16
23P	87.12	91.08

Unit: mm

D3961WR-XP-A

3.96mm pitch 90° Wafer

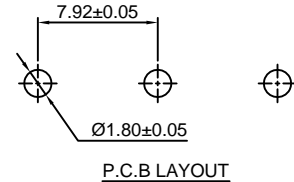
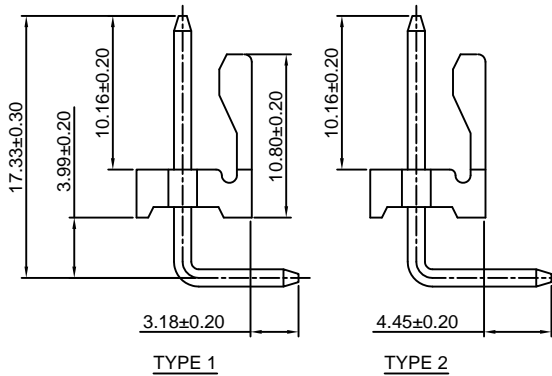
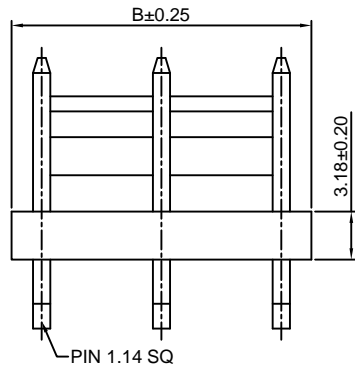
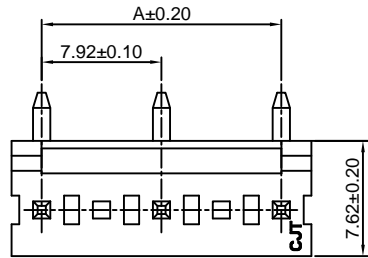
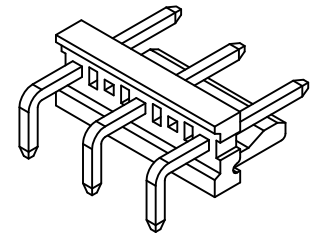
Reference Informations:

- *Material: Pin: Brass/Tin over Nickel
Insulator: Nylon 66, UL94V-0
- *Mates with CJT D3961H, HA, HB, HC, HE, HG, HH, HI, HJ, HK-XP series Housing
- *Color: Natural

Ordering Information:

D3961WR-XP-A - * - *** - ***
1 2 3 4

1. Part No.
2. Type:
(Blank): TYPE 1
H: TYPE 2
3. Material:
(blank): Nylon 66, UL94V-0
GWT: Nylon 66, UL94V-0, GWT 750°C
4. Finish:
(blank): Tin over Nickel
G: Gold-flash
G30: 30µin (0.76µm) MIN. Select Gold (Mating Area)
100µin (2.54µm) MIN. Select Tin



Ordering Information & Dimensions:

PART NO.	Dimensions	
	A	B
3P	7.92	11.88
5P	15.84	19.80
7P	23.76	27.72
9P	31.68	35.64
11P	39.60	43.56
13P	47.52	51.48
15P	55.44	59.40
17P	63.36	67.32
19P	71.28	75.24
21P	79.20	83.16
23P	87.12	91.08

Unit: mm

D3961WR-XP-2-A

3.96mm pitch 90° Wafer

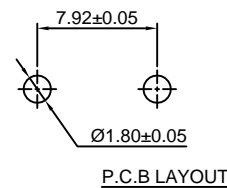
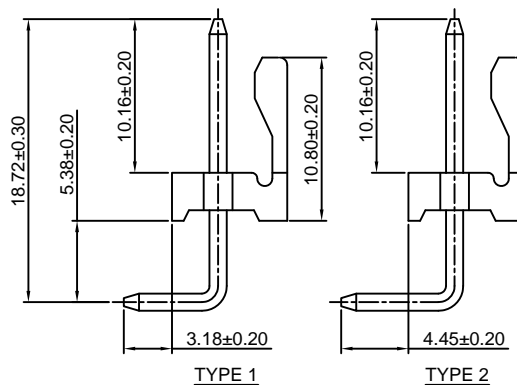
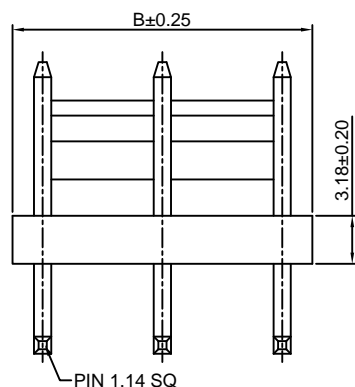
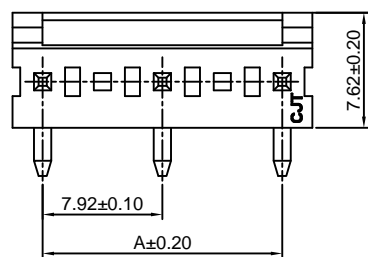
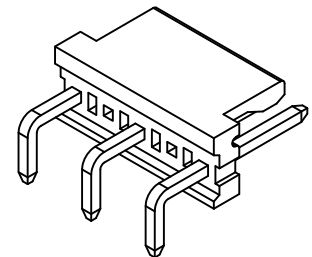
Reference Informations:

- *Material: Pin: Brass/Tin over Nickel
Insulator: Nylon 66, UL94V-0
- *Mates with CJT D3961H, HA, HB, HC, HE, HG, HH, HI, HJ, HK-XP series Housing
- *Color: Natural

Ordering Information:

D3961WR-XP-2-A - * - *** - ***
1 2 3 4

1. Part No.
2. Type:
(Blank): TYPE 1
H: TYPE 2
3. Material:
(blank): Nylon 66, UL94V-0
GWT: Nylon 66, UL94V-0, GWT 750°C
4. Finish:
(blank): Tin over Nickel
G: Gold-flash
G30: 30µin (0.76µm) MIN. Select Gold (Mating Area)
100µin (2.54µm) MIN. Select Tin



Ordering Information & Dimensions:

PART NO.	Dimensions	
	A	B
3P	7.92	11.88
5P	15.84	19.80
7P	23.76	27.72
9P	31.68	35.64
11P	39.60	43.56
13P	47.52	51.48
15P	55.44	59.40
17P	63.36	67.32
19P	71.28	75.24
21P	79.20	83.16
23P	87.12	91.08

Unit: mm

D3961WRB-XP

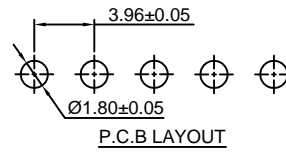
3.96mm pitch 90° Wafer

Reference Informations:

- *Material: Pin: Brass/Tin over Nickel
Insulator: Nylon 66, UL94V-0
- *Mates with CJT D3961HD, HF-XP series Housing
- *Color: Natural

Ordering Information:
D3961WRB-XP - * - *** - ***
1 2 3 4

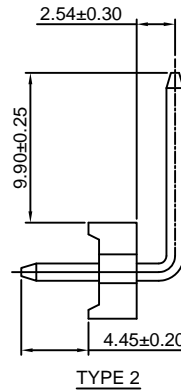
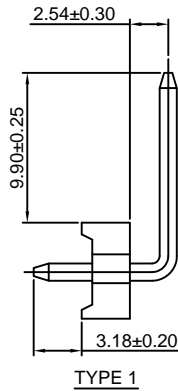
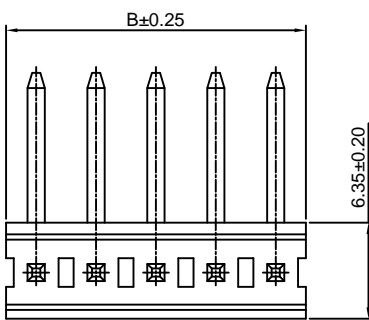
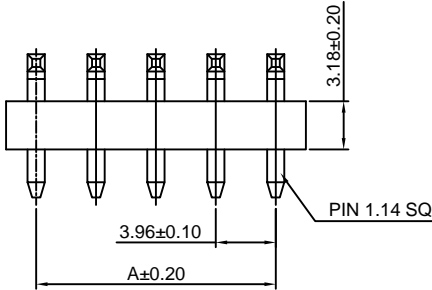
1. Part No.
2. Type:
(Blank): TYPE 1
H: TYPE 2
3. Material:
(Blank): Nylon 66, UL94V-0
GWT: Nylon 66, UL94V-0, GWT 750°C
4. Finish:
(blank): Tin over Nickel
G: Gold-flash
G30: 30µin (0.76µm) MIN. Select Gold (Mating Area)
100µin (2.54µm) MIN. Select Tin



Ordering Information & Dimensions:

PART NO.	Dimensions	
	A	B
2P	3.96	7.92
3P	7.92	11.88
4P	11.88	15.84
5P	15.84	19.80
6P	19.80	23.76
7P	23.76	27.72
8P	27.72	31.68
9P	31.68	35.64
10P	35.64	39.60
11P	39.60	43.56
12P	43.56	47.52
13P	47.52	51.48
14P	51.48	55.44
15P	55.44	59.40
16P	59.40	63.36
17P	63.36	67.32
18P	67.32	71.28
19P	71.28	75.24
20P	75.24	79.20
21P	79.20	83.16
22P	83.16	87.12
23P	87.12	91.08
24P	91.08	95.04

Unit: mm



D3961WRB-XP-A

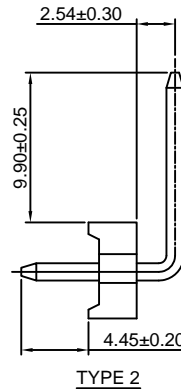
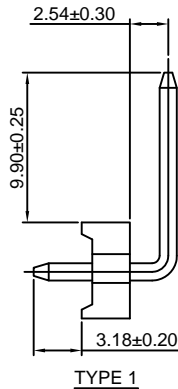
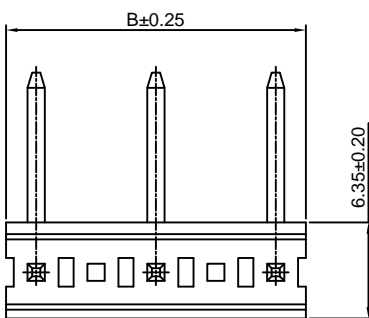
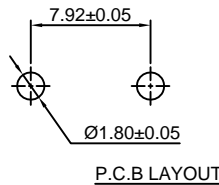
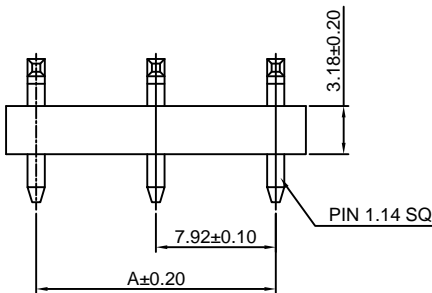
3.96mm pitch 90° Wafer

Reference Informations:

- *Material: Pin: Brass/Tin over Nickel
Insulator: Nylon 66, UL94V-0
- *Mates with CJT D3961HD, HF-XP series Housing
- *Color: Natural

Ordering Information:
D3961WRB-XP-A - * - *** - ***
1 2 3 4

1. Part No.
2. Type:
(Blank): TYPE 1
H: TYPE 2
3. Material:
(Blank): Nylon 66, UL94V-0
GWT: Nylon 66, UL94V-0, GWT 750°C
4. Finish:
(blank): Tin over Nickel
G: Gold-flash
G30: 30µin (0.76µm) MIN. Select Gold (Mating Area)
100µin (2.54µm) MIN. Select Tin



Ordering Information & Dimensions:

PART NO.	Dimensions	
	A	B
3P	7.92	11.88
5P	15.84	19.80
7P	23.76	27.72
9P	31.68	35.64
11P	39.60	43.56
13P	47.52	51.48
15P	55.44	59.40
17P	63.36	67.32
19P	71.28	75.24
21P	79.20	83.16
23P	87.12	91.08

Unit: mm

D3961WVD-XP

3.96mm pitch 180° Wafer

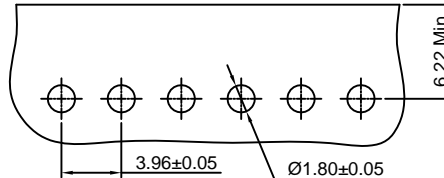
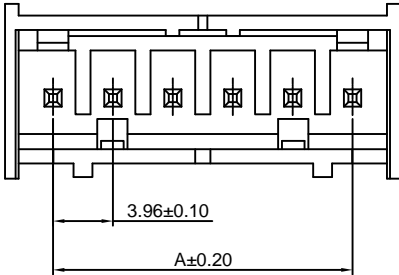
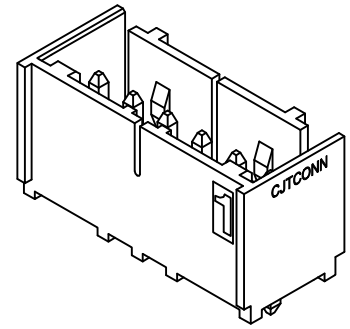
Reference Informations:

- *Material: Pin: Brass/Tin over Nickel
Insulator: Nylon 46, UL94V-0
- *Mates with CJT D3961H, HA, HB, HC, HE, HG, HH, HI, HJ, HK-XP series Housing
- *Color: Black

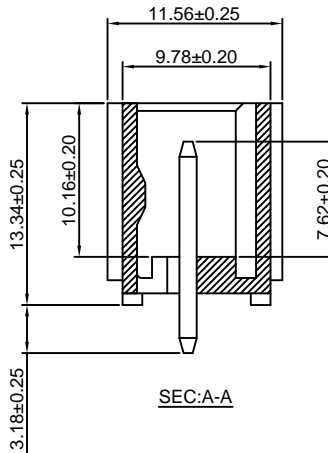
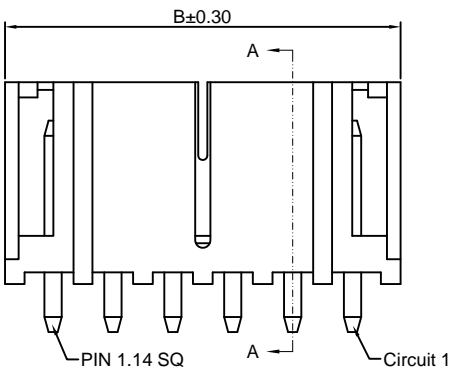
Ordering Information:

D3961WVD-XP - *** - ***
1 2 3

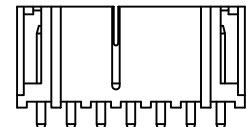
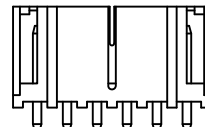
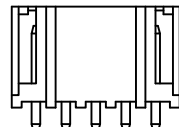
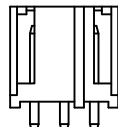
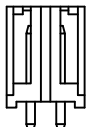
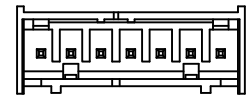
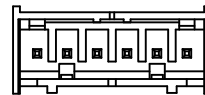
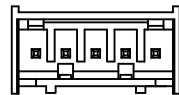
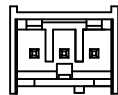
1. Part No.
2. Material:
(blank): Nylon 46, UL94V-0
GWT: Nylon 46, UL94V-0, GWT 750°C
3. Finish:
(blank): Tin over Nickel
G: Gold-flash
G30: 30µin (0.76µm) MIN. Select Gold (Mating Area)
100µin (2.54µm) MIN. Select Tin



P.C.B LAYOUT



SEC:A-A



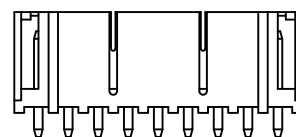
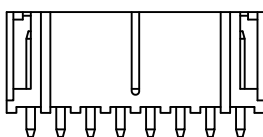
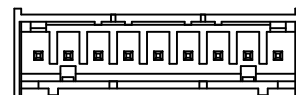
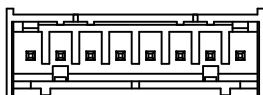
2P

3P

4P~5P

6P

7P



8P

9P~12P

Ordering Information & Dimensions:

PART NO.	Dimensions	
	A	B
2P	3.96	10.31
3P	7.92	14.27
4P	11.88	18.23
5P	15.84	22.19
6P	19.80	26.15
7P	23.76	30.11
8P	27.72	34.07
9P	31.68	38.03
10P	35.64	41.99
11P	39.60	45.95
12P	43.56	49.91

Unit: mm

D3961WVD-F-XP

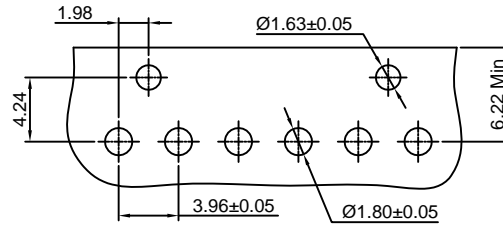
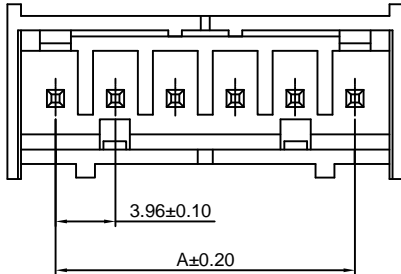
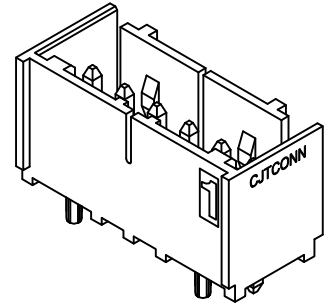
3.96mm pitch 180° Wafer

Reference Informations:

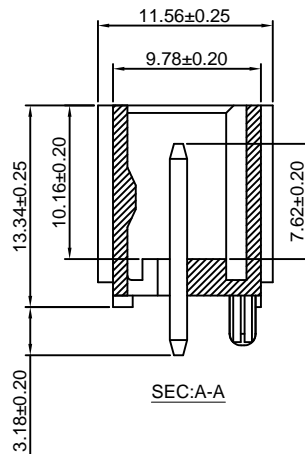
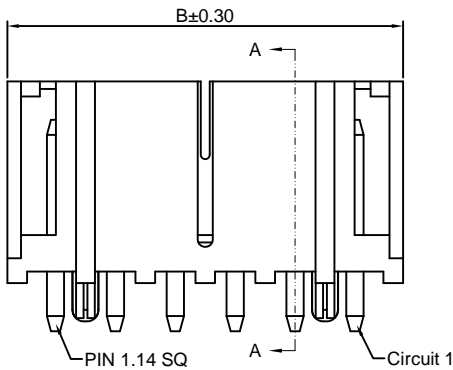
- *Material: Pin: Brass/Tin over Nickel
Insulator: Nylon 46, UL94V-0
- *Mates with CJT D3961H, HA, HB, HC, HE, HG, HH, HI, HJ, HK-XP series Housing
- *Color: Black

Ordering Information:

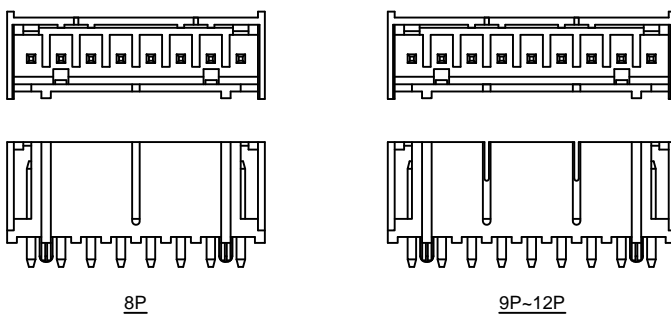
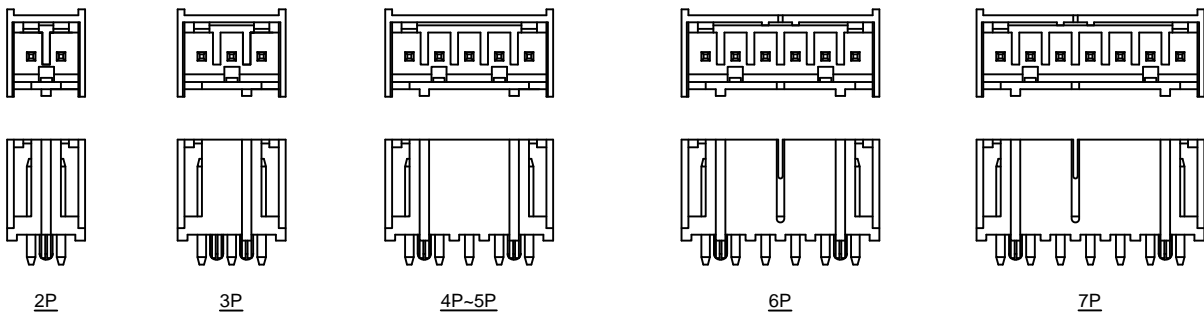
- D3961WVD-F-XP - *** - ***
 $\frac{1}{2} - \frac{3}{3}$
1. Part No.
 2. Material:
(blank): Nylon 46, UL94V-0
GWT: Nylon 46, UL94V-0, GWT 750°C
 3. Finish:
(blank): Tin over Nickel
G: Gold-flash
G30: 30µin (0.76µm) MIN. Select Gold (Mating Area)
100µin (2.54µm) MIN. Select Tin



P.C.B LAYOUT



SEC:A-A



Ordering Information & Dimensions:

PART NO.	Dimensions	
	A	B
2P	3.96	10.31
3P	7.92	14.27
4P	11.88	18.23
5P	15.84	22.19
6P	19.80	26.15
7P	23.76	30.11
8P	27.72	34.07
9P	31.68	38.03
10P	35.64	41.99
11P	39.60	45.95
12P	43.56	49.91

Unit: mm

D3961WRD-XP

3.96mm pitch 90° Wafer

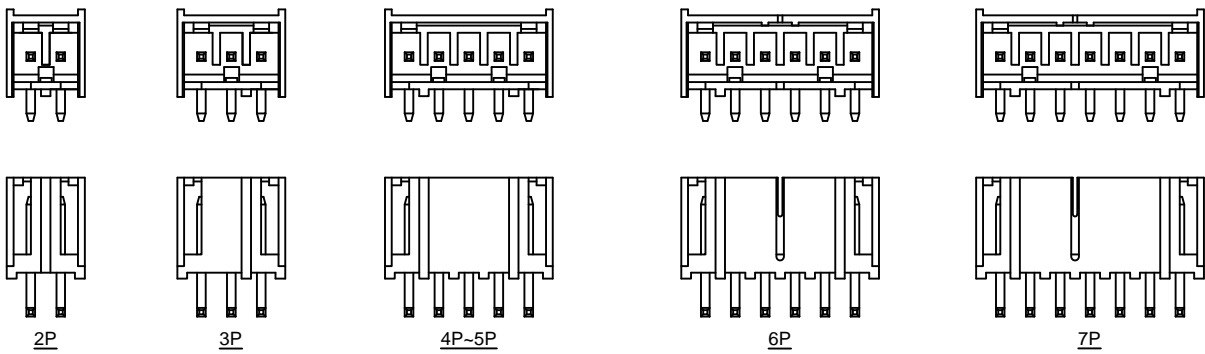
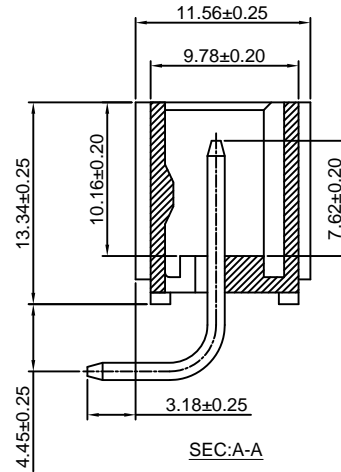
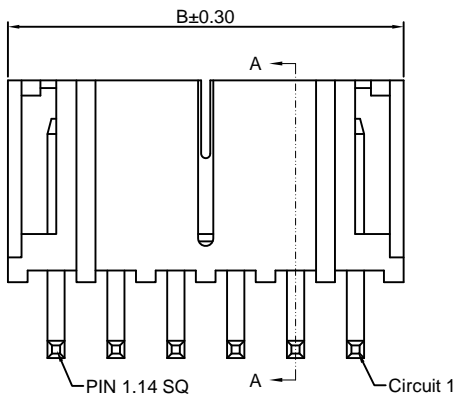
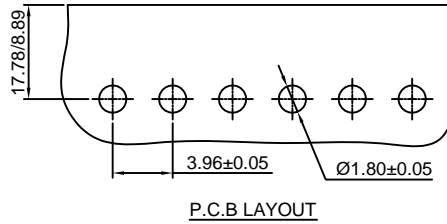
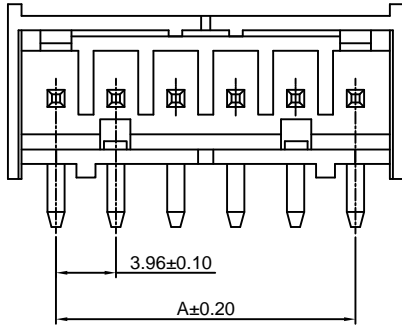
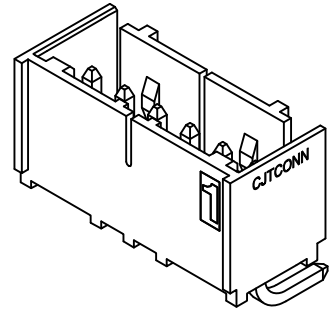
Reference Informations:

- *Material: Pin: Brass/Tin over Nickel
Insulator: Nylon 46, UL94V-0
- *Mates with CJT D3961H, HA, HB, HC, HE, HG, HH, HI, HJ, HK-XP series Housing
- *Color: Black

Ordering Information:

D3961WRD-XP - *** - ***
1 2 3

1. Part No.
2. Material:
(blank): Nylon 46, UL94V-0
GWT: Nylon 46, UL94V-0, GWT 750°C
3. Finish:
(blank): Tin over Nickel
G: Gold-flash
G30: 30µin (0.76µm) MIN. Select Gold (Mating Area)
100µin (2.54µm) MIN. Select Tin



Ordering Information & Dimensions:

PART NO.	Dimensions	
	A	B
2P	3.96	10.31
3P	7.92	14.27
4P	11.88	18.23
5P	15.84	22.19
6P	19.80	26.15
7P	23.76	30.11
8P	27.72	34.07
9P	31.68	38.03
10P	35.64	41.99
11P	39.60	45.95
12P	43.56	49.91

Unit: mm

D3961WRD-XP-2

3.96mm pitch 90° Wafer

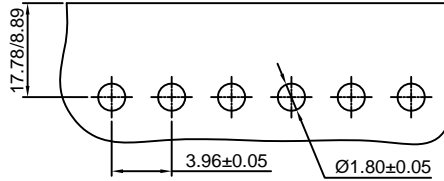
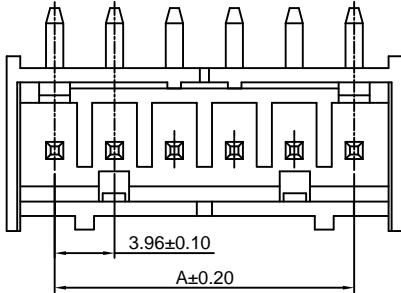
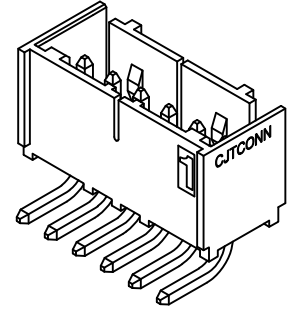
Reference Informations:

- *Material: Pin: Brass/Tin over Nickel
Insulator: Nylon 46, UL94V-0
- *Mates with CJT D3961H, HA, HB, HC, HE, HG, HH, HI, HJ, HK-XP series Housing
- *Color: Black

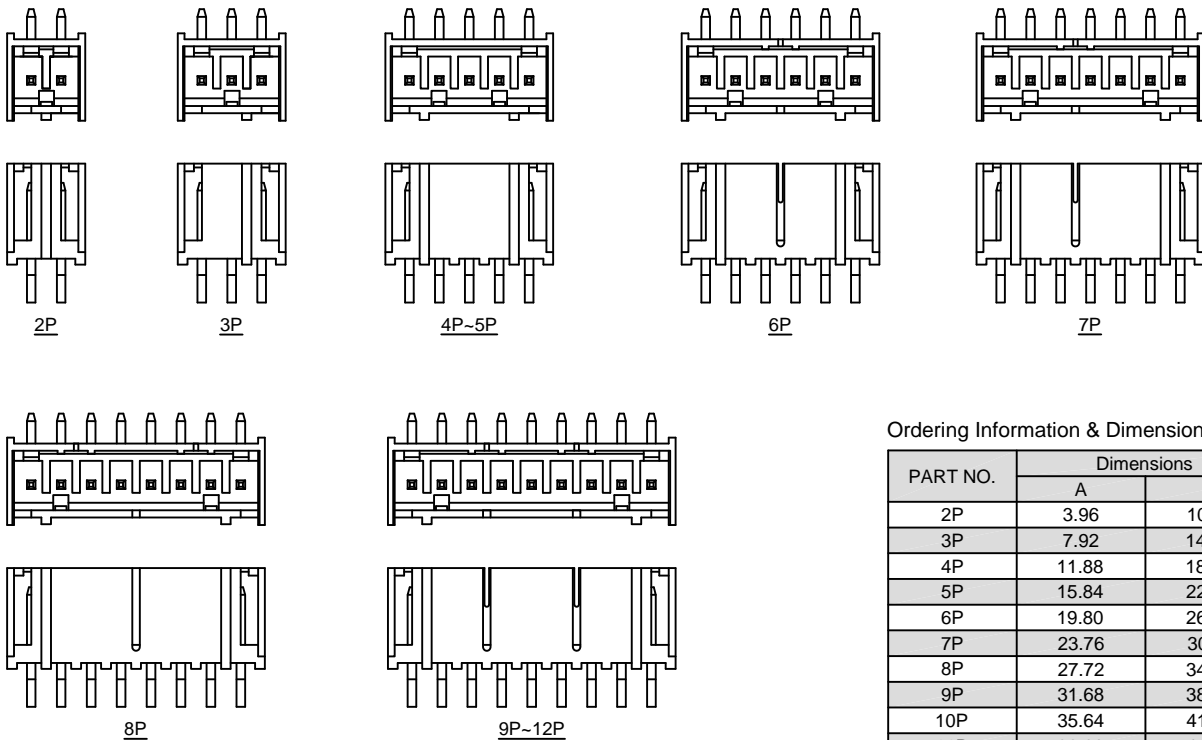
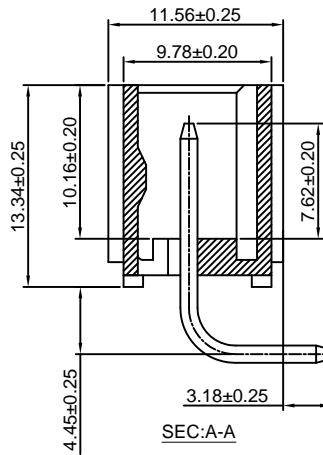
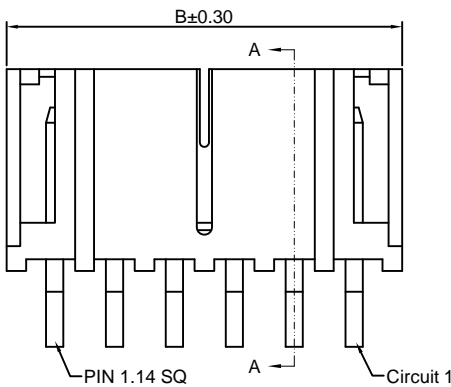
Ordering Information:

D3961WRD-XP-2 - *** - ***
1 2 3

1. Part No.
2. Material:
(blank): Nylon 46, UL94V-0
GWT: Nylon 46, UL94V-0, GWT 750°C
3. Finish:
(blank): Tin over Nickel
G: Gold-flash
G30: 30µin (0.76µm) MIN. Select Gold (Mating Area)
100µin (2.54µm) MIN. Select Tin



P.C.B LAYOUT




























Ordering Information & Dimensions:

PART NO.	Dimensions	
	A	B
2P	3.96	10.31
3P	7.92	14.27
4P	11.88	18.23
5P	15.84	22.19
6P	19.80	26.15
7P	23.76	30.11
8P	27.72	34.07
9P	31.68	38.03
10P	35.64	41.99
11P	39.60	45.95
12P	43.56	49.91

Unit: mm

Relevant link :

	TE(Tyco)	www.te.com		KET	www.ket.com
	MOLEX	www.molex.com		UJU	www.uju.com
	JST	www.jst.com		DDK	www.ddknet.co.jp
	Amphenol FCI	www.amphenol-icc.com		Elco	www.avxcorp.com
	Nicomatic	www.nicomatic.com		I-PEX	www.i-pex.com
	HIROSE	www.hirose.co.jp		NIPPON	www.nt-web.jp
	JAE	www.jae.co.jp		SMK	www.smk.co.jp
	Lumberg	www.lumberg.com		Kyocera	www.kyocera.com
	Stocko	www.stocko.de		ITW	www.itwpancon.com
	Yeonho	www.yeonho.com		Memcon	www.memcon.asia
	JAM	www.jam-net.co.jp		Harwin	www.harwin.com
	Hanlim	www.han-lim.com		CS	www.cscolombo.com
	Samtec	www.samtec.com		LS	www.lscomponent.com
	3M	www.3m.com		Mitsumi	www.mitsumi.co.jp

長江連接器有限公司 (深圳)

CHANGJIANG CONNECTORS CO.,LTD.(SHENZHEN)
 地址：中國廣東省深圳市寶安區西鄉街道固戍社區107國道467號愉盛工業園10棟
 ADD: Building 10, YuSheng Industrial Park, GuShu Community, No.467 XiXiang
 107 National Road BaoAn, ShenZhen, China
 電話(TEL): +86-755-2995 9119 2995 9129 2995 9135
 傳真(FAX): +86-755-2995 9139
 電郵(E-mail): info@cjt.cn

長江連接器有限公司 (香港)

CHANGJIANG CONNECTORS CO.,LTD.(HONGKONG)
 地址：香港九龍九龍灣啟祥道9號信和工商中心4字樓39室
 ADD: Flat 39,4/F.,Sino Industrial Plaza,No.9 Kai Cheung Road,
 Kowloon Bay,Kowloon,HongKong.
 電話(TEL): +852-3520 3177
 傳真(FAX): +852-3015 9035
 電郵(E-mail): hongkong@cjt.cn

東莞連接器工廠(DG Connector factory)

地址：廣東省東莞市常平鎮盧屋村荔枝園三聯大道南路5號
 ADD: South Rd 5, SanLian Avenue, LiZhi Park, LuWu Village,
 ChangPing Town, DongGuan City, GuangDong Province.
 電話(TEL): +86-769-8225 4338 8225 4348
 傳真(FAX): +86-769-8103 3833
 電郵(E-mail): dongguan@cjt.cn

東莞纜束工廠(DG Cable Harness)

地址：廣東省東莞市常平鎮袁山貝村富民路85號
 ADD: No.85, Fumin road, Yuan Shan bei village,
 Changping town, Dongguan City
 電話(TEL): +86-769-8397 5258 8350 4358 8350 4478
 傳真(FAX): +86-769-8397 5092

美國(USA)

地址：紐約曼哈頓第二大道104號一樓
 ADD: 104 2nd Ave(First Floor)New York, NY 10003
 電話(TEL): +1-646 639 1244
 電郵(E-mail): usa@cjt.cn

臺灣(TAIWAN)

地址：臺灣臺北市銅山街18號
 ADD: 1/F,NO.18, TongShan Street, Taipei City
 電話(TEL): +886-2-3393 1018
 傳真(FAX): +886-2-2343 2020
 電郵(E-mail): taiwan@cjt.cn

東南亞代理(Southeast Asia agent)

地址(ADD): 25 Kallang Ave, #03-05 Singapore 339416
 電話(TEL): +65-6298 8678
 傳真(FAX): +65-6298 8856

新加坡(Singapore)

地址(ADD): 3 South Buona Vista Road #01-41
 Vista Singapore 118136
 電話(TEL): +65-6250 1123
 手機(Mobile): +65-9137 7171
 電郵(E-mail): frankie@cjt.com.sg



www.CJT.cn



Wechat public account

The pictures, data and artifacts shown are the closest resemblance to the specification.
The company reserves the rights to change the specification at all time without notification.

Business Card